

The Economic Importance of Food and Fiber

A Spotlight on Jasper County, Georgia

**Prepared for
Jasper County Cooperative Extension
January 2013**

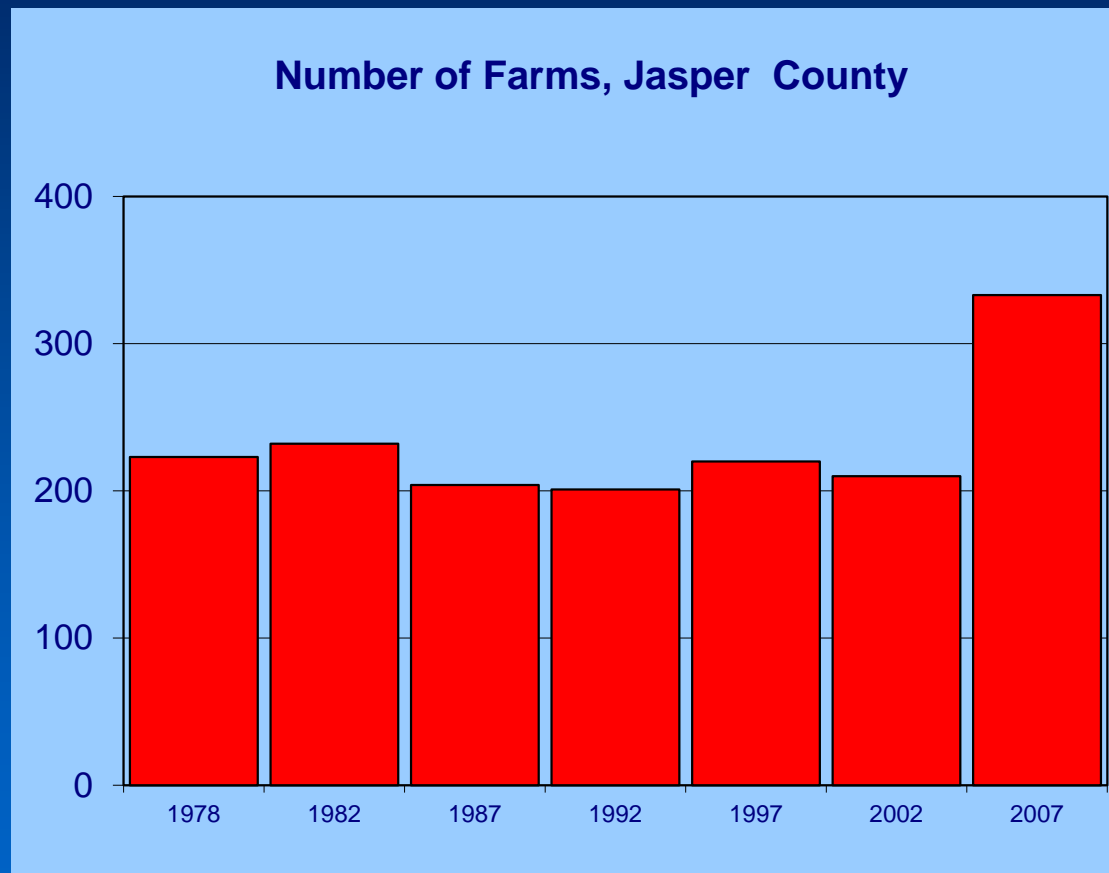
by:

**The Center for Agribusiness
and Economic Development**

**College of Agricultural
and Environmental Sciences**

The University of Georgia

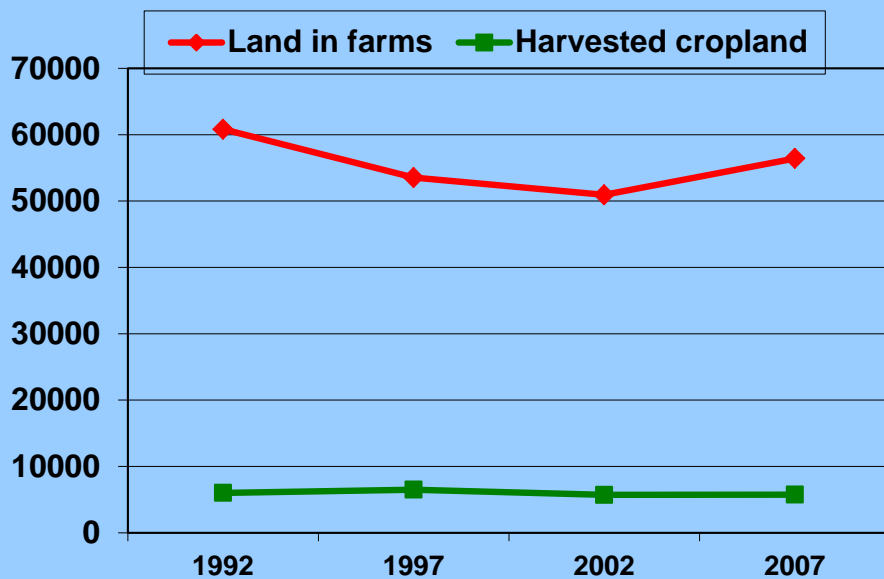
Trends in Jasper County: Number of Farms



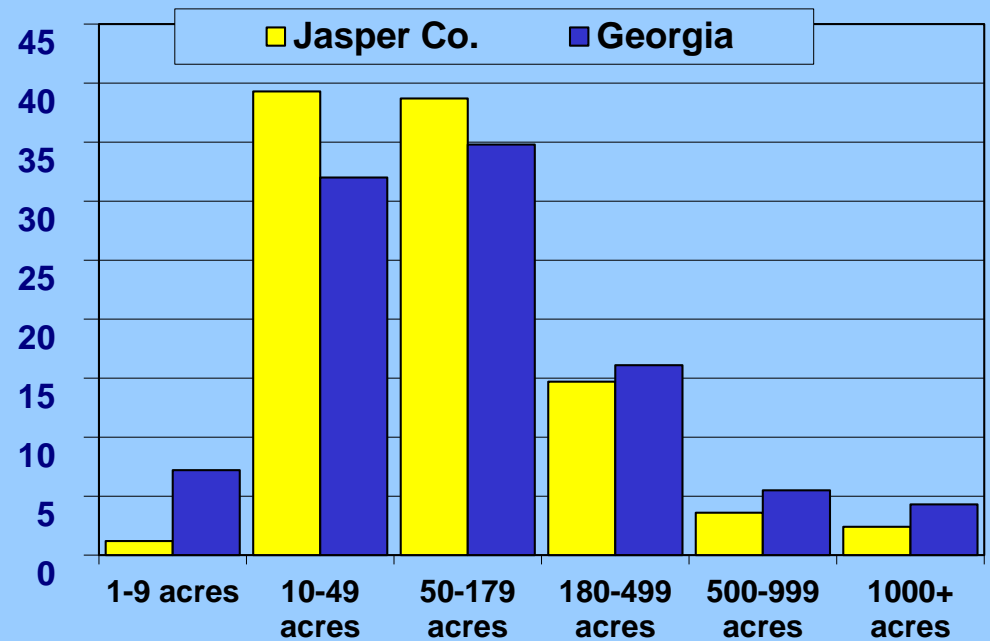
Source: 1978-2007 (quinquennial) Censuses of Agriculture

Trends in Jasper County: Land in Farms, Harvested Cropland & Farms by Size

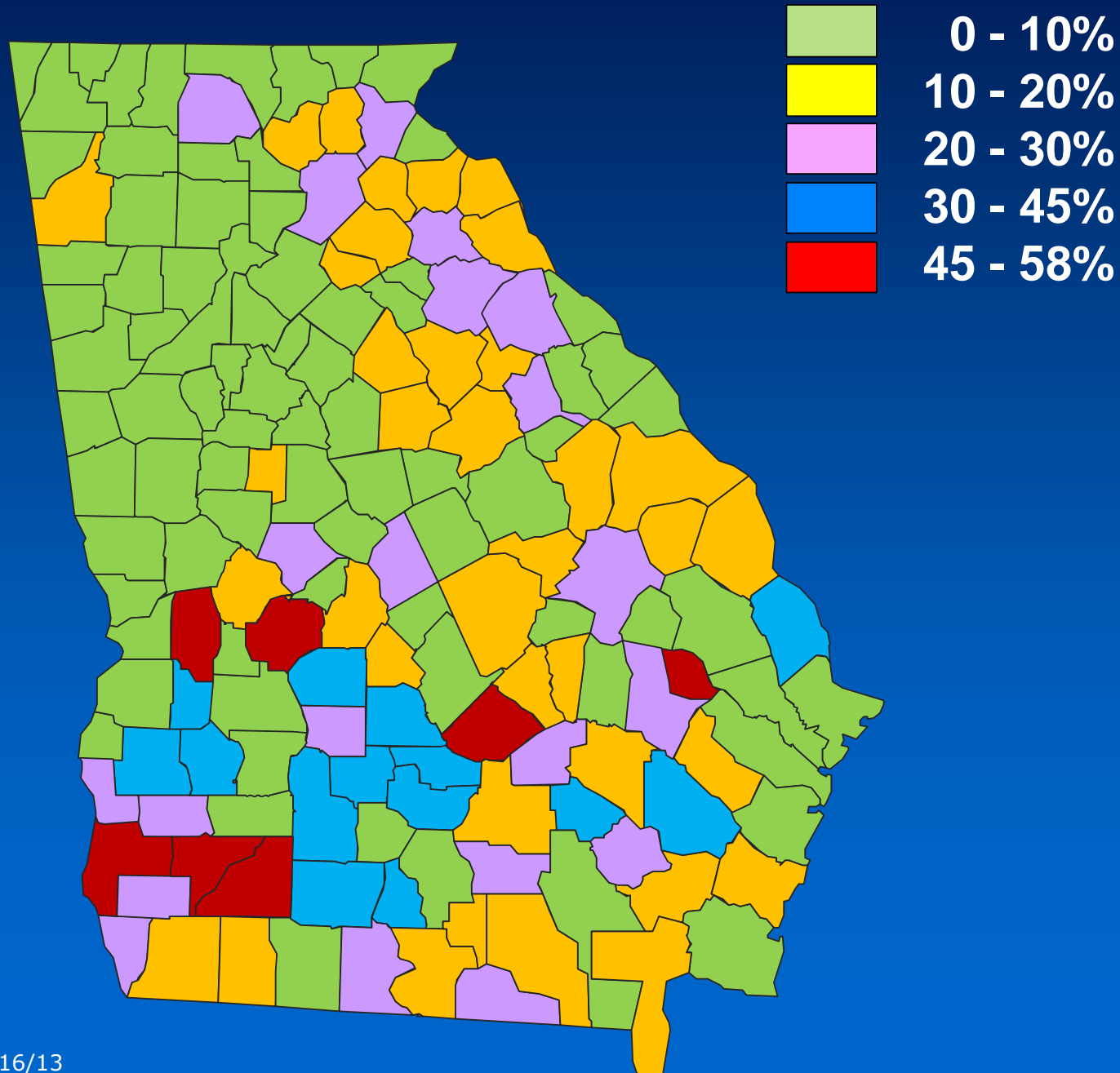
Land in Farms & Harvested Cropland
Jasper County



Percent of Farms by Size, 2007



Food and Fiber Production Plus Directly Related Sectors as % of Total Economic Output



Agriculture in Georgia

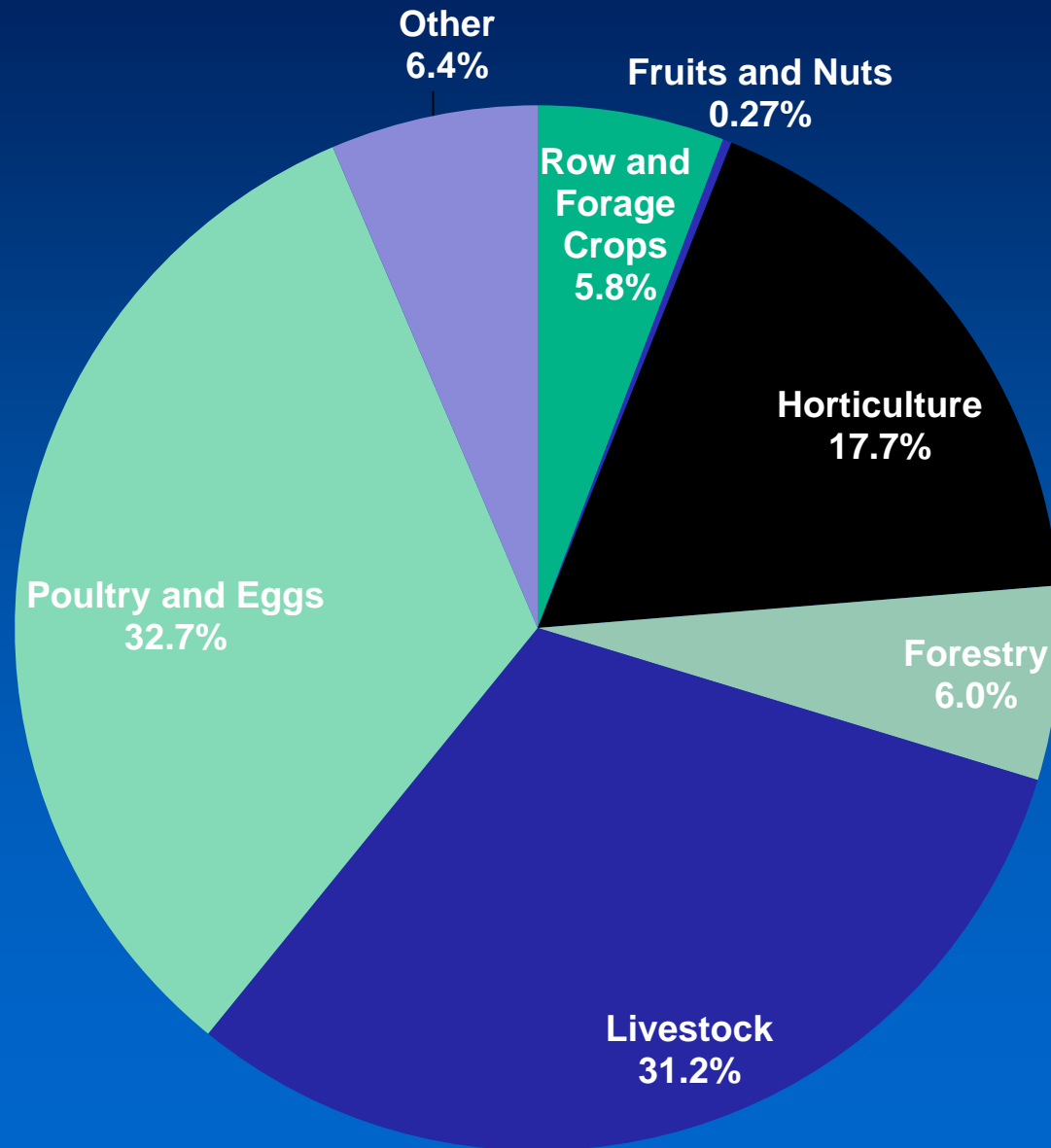
- Georgia's 2011 Farm Gate Value was \$13.0 billion. Adding the value of \$2.1 billion of landscape services increased the total agricultural production value to \$15.1 billion.
- Total food and fiber production and directly related businesses account for a \$71.1 billion *output impact* on Georgia's \$763.6 billion economy.

What We Know about Jasper County

- **2011 Farm Gate Value in Jasper Co. was \$73.3 million. Adding \$1.4 million of landscape services increased the total agricultural production value to \$74.7 million.**
- **The highest value commodity group was Poultry and Eggs, representing 32.7% of the total agricultural production value, with Livestock close behind at 31.2%**

Jasper County

2011 Agricultural Production Value



What We Did

County Economy Modeled

- **The Center for Agribusiness and Economic Development performed an analysis of the county's economy, focusing on the role of food and fiber.**
- **How much of the county's total current economic output comes from food and fiber production and directly related processing? (A Snapshot of the Economy)**
- **What is the total (direct and indirect) *Impact* of food and fiber production and directly related industries?**

Jasper County Economy

Agriculture *OUTPUT*

	Output in \$	Percent
Agriculture	74,688,958	17.32%
Mining	376,942	0.09%
Construction	30,983,338	7.18%
Manufacturing	117,138,099	27.16%
Trans-Utilities-Info	8,756,913	2.03%
Trade	15,715,021	3.64%
Finance-Ins-RE	81,170,890	18.82%
Services	63,014,589	14.61%
Govt. & non-NAICS	39,419,563	9.14%

Total County Economic Output = \$431.3 million

Jasper County Economy

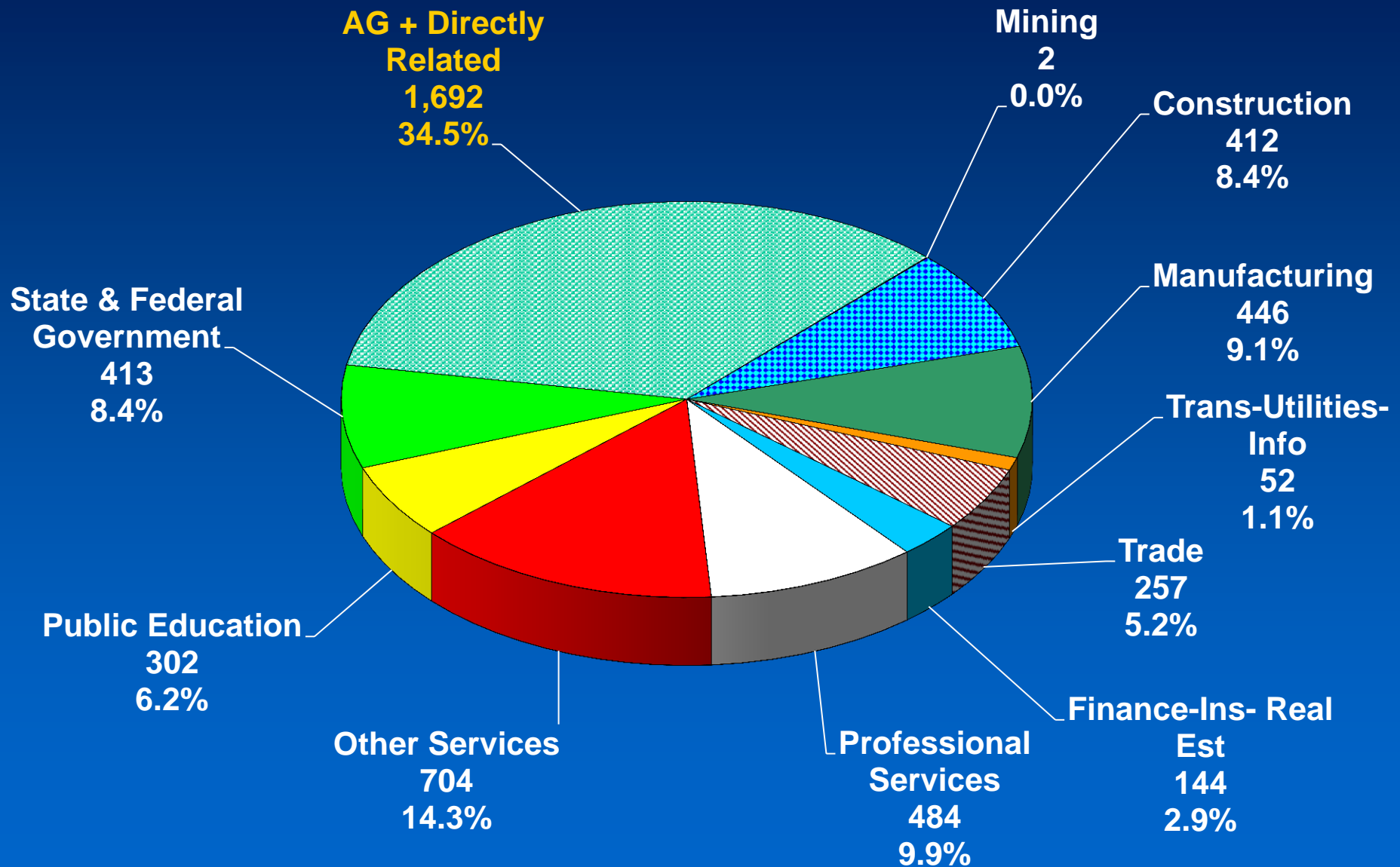
Agriculture + Directly Related Businesses *OUTPUT*

	Output in \$	Percent
Agriculture + Direct	85,684,531	19.87%
Mining	376,942	0.09%
Construction	30,983,338	7.18%
Manufacturing	106,142,526	24.61%
Trans-Utilities-Info	8,756,913	2.03%
Trade	15,715,021	3.64%
Finance-Ins-Real Est	81,170,890	18.82%
Services	63,014,589	14.61%
Govt. & non-NAICS	39,419,563	9.14%

Total County Economic Output = \$431.3 million

Jasper County Employment

Total Jobs = 4,911



An Economic Snapshot of Jasper County

- How much of Jasper County's total economic output comes from food and fiber production?
- AG value alone of \$74.7 million consisting of Farm Gate Value and landscape services comprises 17.3% of the county's economy.
- AG plus directly related businesses (ex. Ag Support Services, Processing, etc.) comprise 19.9% of the county's economy.

What is the Impact?

- What is the total (direct and indirect) *impact* of food and fiber production and directly related industries?
- This scenario illustrates how other industries are affected by the presence of food and fiber in the county. The indirect impacts measure output created due to food and fiber production and processing in the county.

What Impact Means: A Brief Explanation

- The *impact* numbers capture the ripple effects that food and fiber create in the county's economy. Many other sectors rely in part on the existence of food and fiber for sales.



Labor



Seed



Utilities



Jasper County

Agriculture *IMPACT*

	Direct \$	Indirect \$
Agriculture	74,688,958	0
Mining	0	2,411
Construction	0	597,021
Manufacturing	0	45,421
Trans-Utilities-Info	0	629,379
Trade	0	641,526
Finance-Ins-Real Est	0	4,935,665
Services	0	2,785,048
Govt. & non-NAICS	0	436,618
Total	74,688,958	10,073,089

Total Impact of Production AG = \$84.8 million
19.7% of total economy

Jasper County

Production Agriculture + Directly Related Businesses *IMPACT*

	Direct \$	Indirect \$
Agriculture + Direct	85,684,531	0
Mining	0	2,591
Construction	0	661,613
Manufacturing	0	233,205
Trans-Utilities-Info	0	794,298
Trade	0	726,587
Finance-Ins-Real Est	0	5,418,396
Services	0	3,421,715
Govt. & non-NAICS	0	475,524
Total	85,684,531	11,733,929

**Total Impact of AG + Directly Related = \$97.4 million
22.6% of total economy**

Jasper County

Production Agriculture + Directly Related Industries Employment *IMPACT*

	Direct	Indirect
Agriculture + Direct	1,692	0
Mining	0	0
Construction	0	10
Manufacturing	0	1
Trans-Utilities-Info	0	5
Trade	0	12
Finance-Ins-Real Est	0	13
Services	0	65
Govt. & non-NAICS	0	3

**Total Impact of AG + Directly Related Employment = 1,802 Jobs
36.7% of total employment**

What These Numbers Mean: A Brief Explanation

- ***Direct*** impact is \$85.7 million. This includes food and fiber production, processing and directly related manufacturing.
- ***Indirect*** impact from related sectors is \$11.7 million. This captures the effects of farmers (direct source) buying supplies (seed, fertilizer, work boots) from local stores. These stores must increase their output to meet farmer demand.

What These Numbers Mean:

A Brief Explanation (continued)

- **As local stores increase their output, they may demand more stock from local wholesalers (also in the Trade sector). Local wholesalers demand more from local manufacturers, thus increasing activity in the Manufacturing sector.**
- **Local stores also hire employees to assist farmers. They take home wages and buy groceries at the local store which increases demand there.**

Jasper County Food and Fiber Impact Conclusions

- The total *impact* of food and fiber production, processing and direct manufacturing is \$97.4 million.
- The total county *output* is \$431.3 million.
- Thus, food and fiber (directly and indirectly) account for 22.6% of the total county output, considering the multiplier effects.

Contact Information

Prepared by:

Sharon P. Kane and Karen Stubbs

Center for Agribusiness & Economic Development

Dr. Kent Wolfe, Director

*“Adding Value to Georgia's Agricultural Economy
Through Research and Extension”*

To learn more about your county, go to:

<http://www.caed.uga.edu/>

*...click on “Resources”, then
“Georgia Statistics System”*

**Ag Profile Report
#13-05A**

