

# **The Economic Importance of Food and Fiber**

## **A Spotlight on Dawson County, Georgia**

**Prepared for  
Dawson County Cooperative Extension  
June, 2012**

**by:**

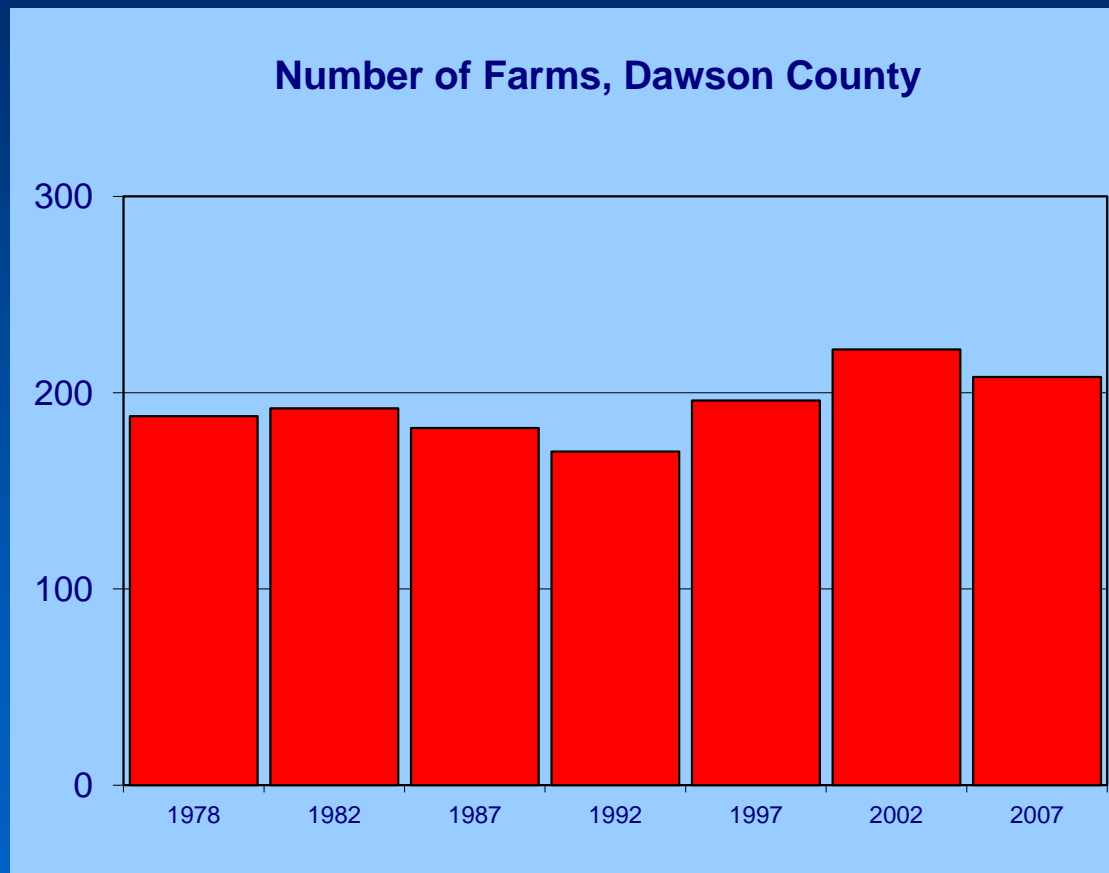
**The Center for Agribusiness  
and Economic Development**

**College of Agricultural  
and Environmental Sciences**

**The University of Georgia**

# Trends in Dawson County: Number of Farms

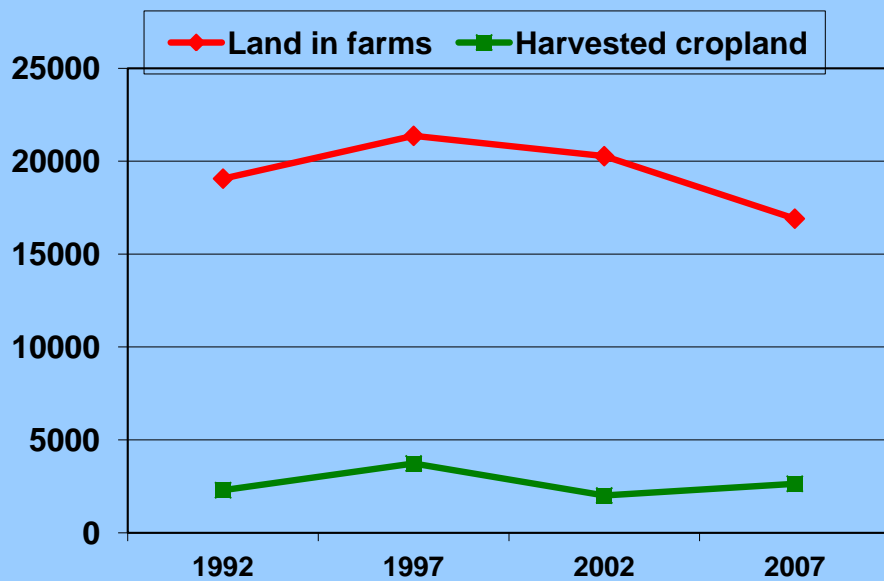
---



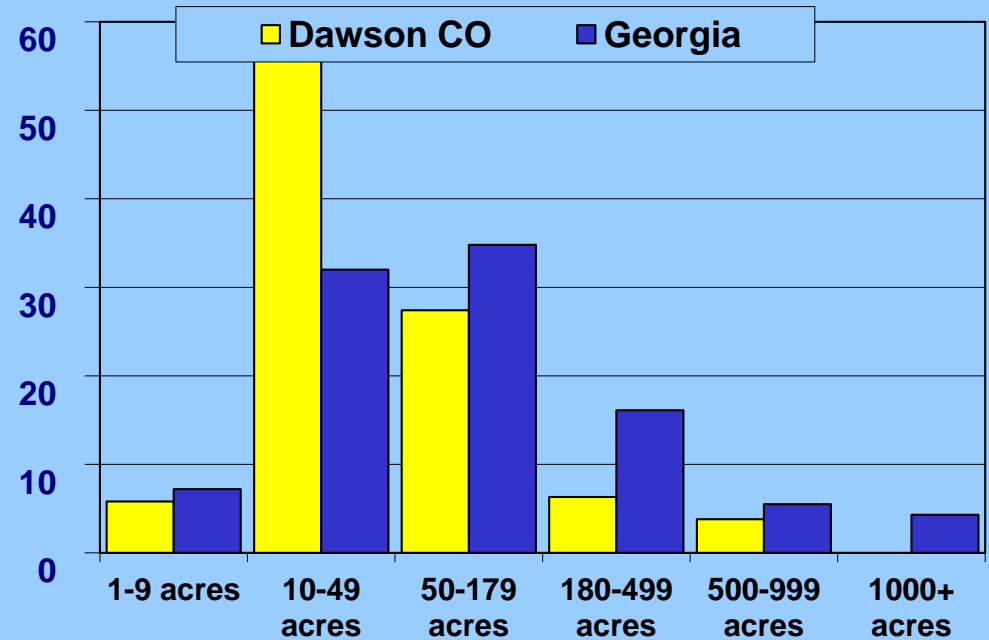
Source: 1978-2007 (quinquennial) Censuses of Agriculture

# Trends in Dawson County: Land in Farms, Harvested Cropland & Farms by Size

Land in Farms & Harvested Cropland  
Dawson County



Percent of Farms by Size, 2007



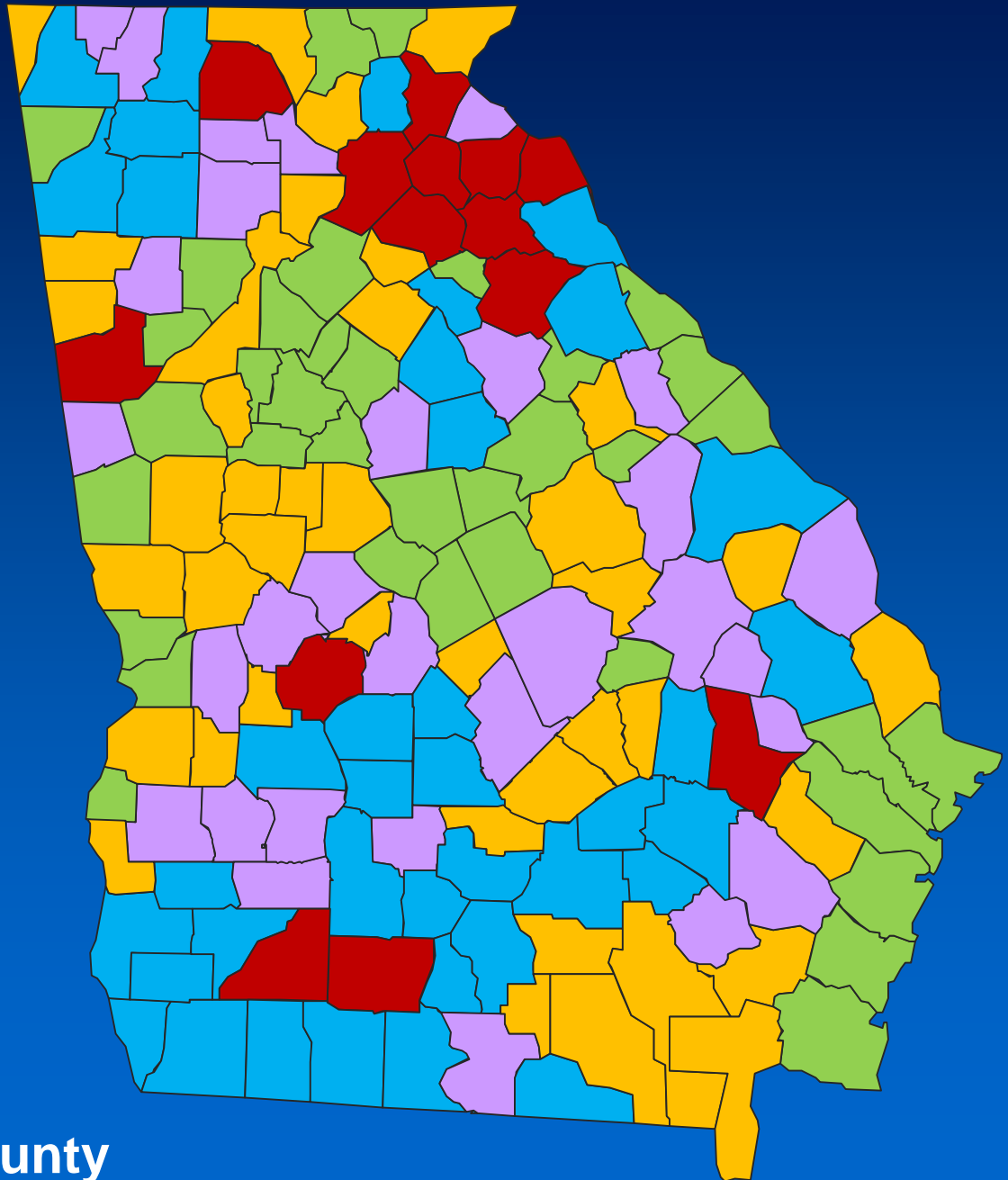
# Agriculture in Georgia

---

- Georgia's 2010 Farm Gate Value was \$12.0 billion. Adding the value of \$2.2 billion of landscape services increased the total agricultural production value to \$14.2 billion.
- Total food and fiber production and directly related businesses account for a \$68.9 billion *output impact* on Georgia's \$719.8 billion economy.

# Production Agriculture: 2010

Georgia Total  
Agricultural  
Production  
Value  
**\$14.2 Billion**



2010 Farm Gate Value by County  
in Millions of Dollars

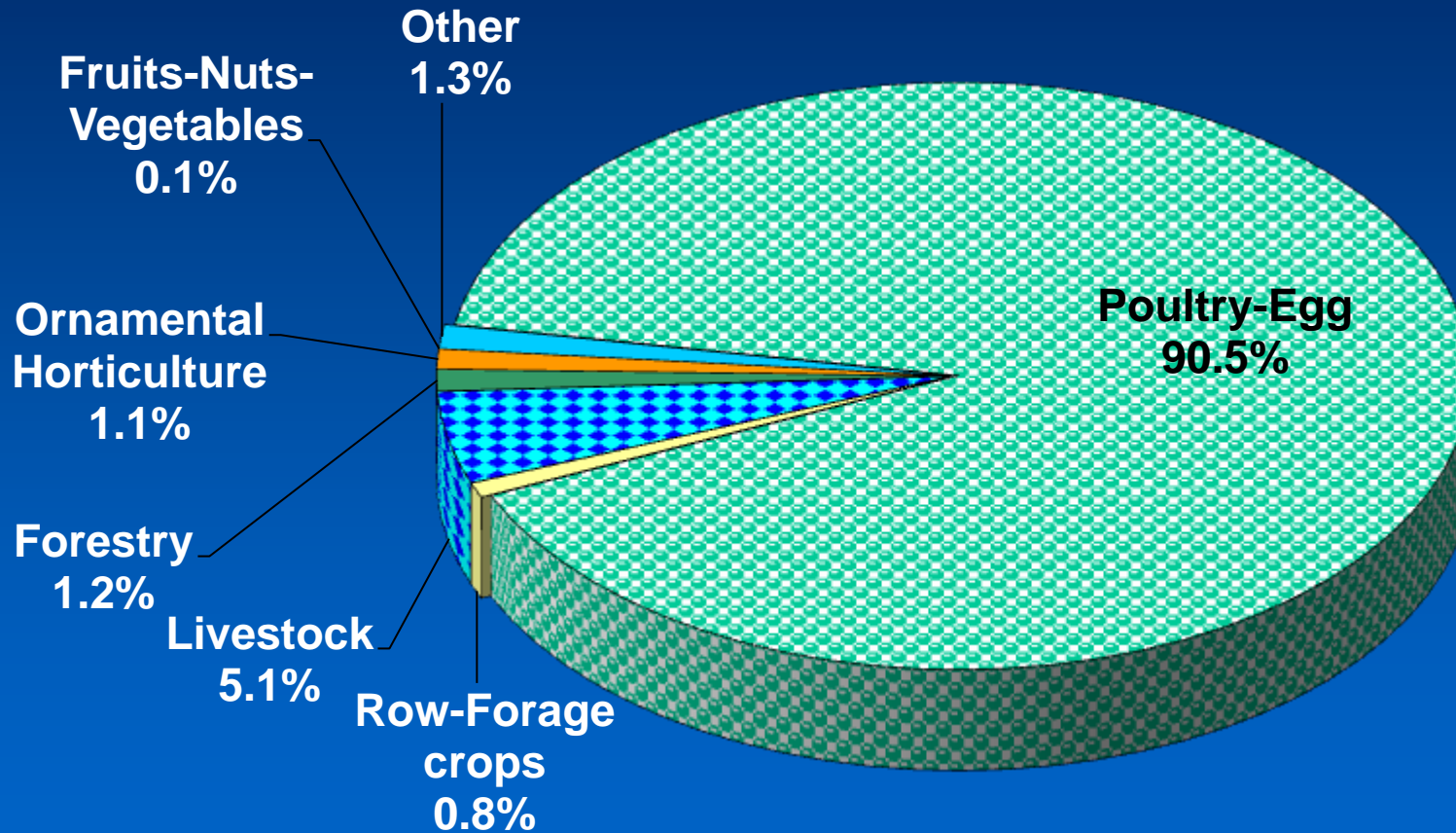
# **What We Know about Dawson County**

---

- **2010 Farm Gate Value in Dawson Co. was \$62.8 million. Adding \$9.1 million of landscape services increased the total agricultural production value to \$71.9 million.**
- **The highest value commodity group was poultry and egg , representing 90.5% of the total agricultural production value.**

# Dawson County

## 2010 Agricultural Production Value





# What We Did

## County Economy Modeled

---

- **The Center for Agribusiness and Economic Development performed an analysis of the county's economy, focusing on the role of food and fiber.**
- **How much of the county's total current economic output comes from food and fiber production and directly related processing? (A Snapshot of the Economy)**
- **What is the total (direct and indirect) *Impact* of food and fiber production and directly related industries?**



# Dawson County Economy

## Agriculture *OUTPUT*

	Output in \$	Percent
Agriculture	71,894,128	6.58%
Mining	1,327,259	0.12%
Construction	95,431,236	8.74%
Manufacturing	97,053,750	8.88%
Trans-Utilities-Info	45,004,892	4.12%
Trade	259,712,866	23.77%
Finance-Ins-RE	232,526,994	21.29%
Services	209,066,228	19.14%
Govt. & non-NAICS	80,376,164	7.36%

**Total County Economic Output = \$1,092.4 million**

# Dawson County Economy

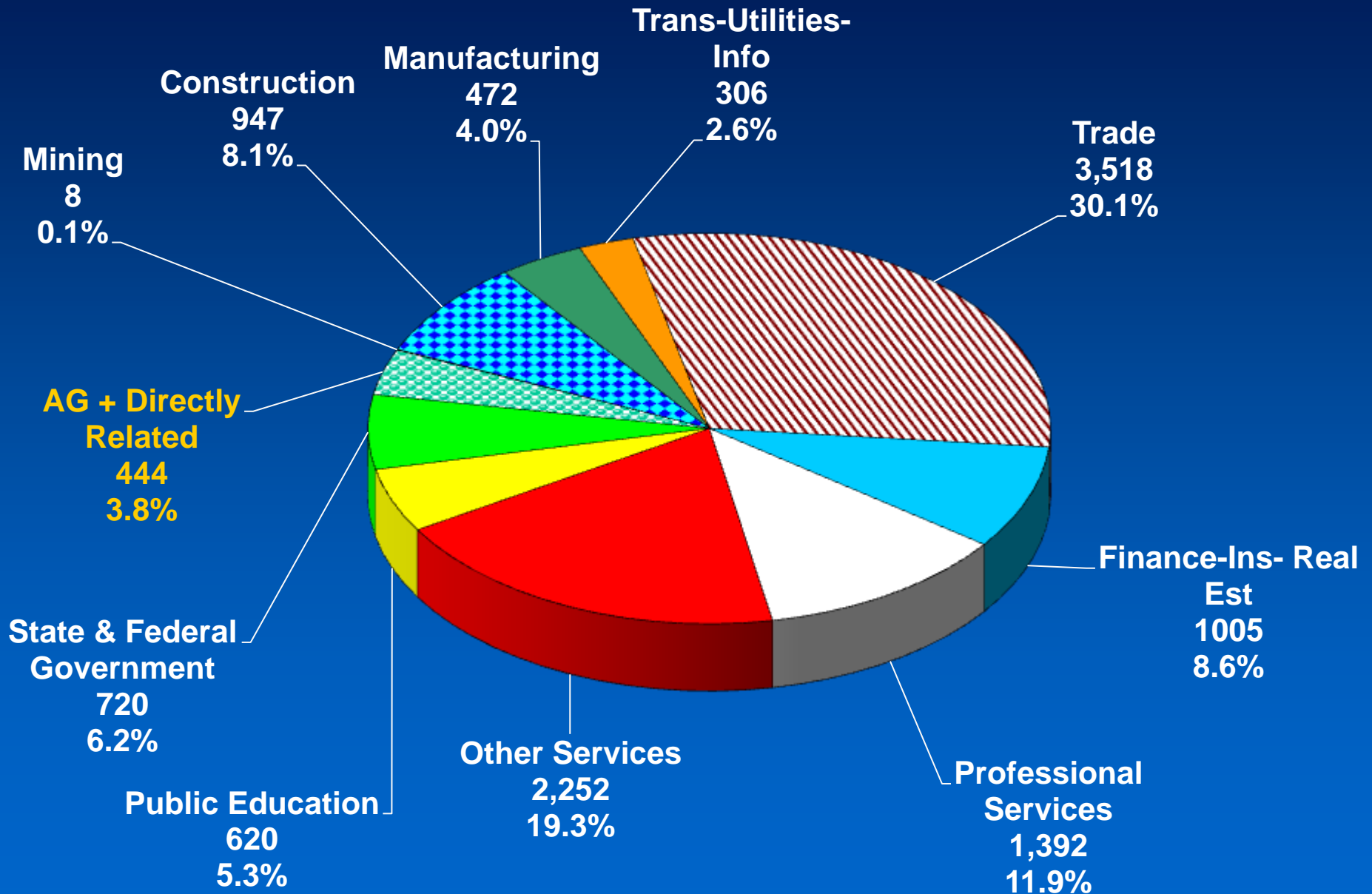
## Agriculture + Directly Related Businesses *OUTPUT*

	Output in \$	Percent
Agriculture + Direct	73,938,257	6.77%
Mining	1,327,259	0.12%
Construction	95,431,236	8.74%
Manufacturing	95,009,622	8.70%
Trans-Utilities-Info	45,004,892	4.12%
Trade	259,712,866	23.77%
Finance-Ins-Real Est	232,526,994	21.29%
Services	209,066,228	19.14%
Govt. & non-NAICS	80,376,164	7.36%

**Total County Economic Output = \$ 1,092.4 million**

# Dawson County Employment

Total Jobs = 11,666



# **An Economic Snapshot of Dawson County**

---

- **How much of Dawson County's total economic output comes from food and fiber production?**
- **AG value alone of \$71.9 million consisting of Farm Gate Value and landscape services comprises 6.6% of the county's economy.**
- **AG plus directly related businesses (ex. Ag Support Services, Processing, etc.) comprise 6.8% of the county's economy.**

# What is the Impact?

---

- What is the total (direct and indirect) *impact* of food and fiber production and directly related industries?
- This scenario illustrates how other industries are affected by the presence of food and fiber in the county. The indirect impacts measure output created due to food and fiber production and processing in the county.

# What Impact Means: A Brief Explanation

- The *impact* numbers capture the ripple effects that food and fiber create in the county's economy. Many other sectors rely in part on the existence of food and fiber for sales.



Labor



Seed



Utilities



# Dawson County

## Agriculture *IMPACT*

	Direct \$	Indirect \$
Agriculture	71,894,128	0
Mining	0	1
Construction	0	603,080
Manufacturing	0	72,709
Trans-Utilities-Info	0	2,019,382
Trade	0	2,336,919
Finance-Ins-Real Est	0	5,555,800
Services	0	3,896,710
Govt. & non-NAICS	0	388,978
<b>Total</b>	<b>71,894,128</b>	<b>14,873,578</b>

**Total Impact of Production AG = \$86.8 million**  
**7.9% of total economy**



# Dawson County

## Production Agriculture + Directly Related Businesses *IMPACT*

	Direct \$	Indirect \$
Agriculture + Direct	73,938,257	0
Mining	0	1
Construction	0	615,989
Manufacturing	0	75,854
Trans-Utilities-Info	0	2,072,699
Trade	0	2,496,816
Finance-Ins-Real Est	0	5,930,333
Services	0	4,159,988
Govt. & non-NAICS	0	410,357
<b>Total</b>	<b>73,938,257</b>	<b>15,762,035</b>

**Total Impact of AG + Directly Related = \$89.7 million  
8.2% of total economy**

# Dawson County

## Production Agriculture + Directly Related Industries Employment *IMPACT*

	Direct	Indirect
Agriculture + Direct	444	0
Mining	0	0
Construction	0	7
Manufacturing	0	0
Trans-Utilities-Info	0	16
Trade	0	31
Finance-Ins-Real Est	0	26
Services	0	71
Govt. & non-NAICS	0	2

**Total Impact of AG + Directly Related Employment = 597 Jobs  
5.1% of total employment**

# What These Numbers Mean: A Brief Explanation

---

- ***Direct*** impact is \$73.9 million. This includes food and fiber production, processing and directly related manufacturing.
- ***Indirect*** impact from the related sectors is \$15.8 million. This captures the effects of farmers (direct source) buying supplies (seed, fertilizer, work boots) from local stores. These stores must increase their output to meet farmer demand.

# **What These Numbers Mean:**

## **A Brief Explanation (continued)**

---

- **As local stores increase their output, they may demand more stock from local wholesalers (also in the Trade sector). Local wholesalers demand more from local manufacturers, thus increasing activity in the Manufacturing sector.**
- **Local stores also hire employees to assist farmers. They take home wages and buy groceries at the local store which increases demand there.**

# Dawson County Food and Fiber Impact Conclusions

---

- The total *impact* of food and fiber production, processing and direct manufacturing is \$89.7 million.
- The total county *output* is \$1,092.4 million.
- Thus, food and fiber (directly and indirectly) account for 8.2% of the total county output, considering the multiplier effects.

# Contact Information

---

Prepared by:  
Sharon P. Kane

Center for Agribusiness & Economic Development

*“Adding Value to Georgia's Agricultural Economy  
Through Research and Extension“*

*To learn more about your county, go to:  
<http://www.caed.uga.edu/>  
...click on “Georgia Statistics System”*

**Ag Profile Report  
AP#1202**

