





The Georgia Agricultural Experiment Stations
College of Agricultural and Environmental Sciences
The University of Georgia

Annual Publication 104-5
January 2014

GEORGIA

2013 Peanut, Cotton and Tobacco Performance Tests

John D. Gasset, J. LaDon Day, Anton E. Coy,
and Stevan S. LaHue, *Editors*



Department of Crop and Soil Sciences
Griffin Campus

Conversion Table

U.S. Abbr.	<i>Unit</i>	<i>Approximate Metric Equivalent</i>
Length		
mi	mile	1.609 kilometers
yd	yard	0.9144 meters
ft or'	foot	30.48 centimeters
in or"	inch	2.54 centimeters
Area		
sq mi or mi ²	square mile	2.59 square kilometers
acre	acre	0.405 hectares or 4047 square meters
sq ft or ft ²	square foot	0.093 square meters
Volume/Capacity		
gal	gallon	3.785 liters
qt	quart	0.946 liters
pt	pint	0.473 liters
fl oz	fluid ounce	29.573 milliliters or 28.416 cubic centimeters
bu	bushel	35.238 liters
cu ft or ft ³	cubic foot	0.028 cubic meters
Mass/Weight		
ton	ton	0.907 metric ton
lb	pound	0.453 kilogram
oz	ounce	28.349 grams
Metric		
Abbr.	<i>Unit</i>	<i>Approximate U.S. Equivalent</i>
Length		
km	kilometer	0.62 mile
m	meter	39.37 inches or 1.09 yards
cm	centimeter	0.39 inch
mm	millimeter	0.04 inch
Area		
ha	hectare	2.47 acres
Volume/Capacity		
liter	liter	61.02 cubic inches or 1.057 quarts
ml	milliliter	0.06 cubic inch or 0.034 fluid ounce
cc	cubic centimeter	0.061 cubic inch or 0.035 fluid ounce
Mass/Weight		
MT	metric ton	1.1 tons
kg	kilogram	2.205 pounds
g	gram	0.035 ounce
mg	milligram	3.5 x 10 ⁻⁵ ounce



J. Scott Angle
Dean and Director

Gerald F. Arkin
*Assistant Dean
Northern Region*

Joe W. West
*Assistant Dean
Southern Region*

Robert N. Shulstad
*Associate Dean and
Senior Associate Director*

PREFACE

This research report presents the results of the 2013 statewide performance tests of peanut, cotton and tobacco. The tests for various evaluations were conducted at several or all of the following locations: Bainbridge, Tifton, Plains and Midville in the Coastal Plain region and Athens in the Piedmont region. For identification of the test site locations, consult the map inside the back cover of this report.

Agronomic information such as grade, fiber data, plant height, lodging, disease occurrence, etc. is listed along with the yield data. Information concerning planting and harvest dates, soil type, and culture and fertilization practices used in each trial is included in footnotes. During 2013 HVI (High Volume Index) cotton fiber samples were sent to Macon, Georgia for analysis.

In order to have a broad base of information, a number of varieties, including experimental lines, are included in the trials, but this does not imply that all are recommended for Georgia. Varieties best suited to a specific area or for a particular purpose and agreed upon by College of Agricultural and Environmental Sciences agronomists are presented in the 2014 Spring Planting Schedule for Georgia (available from your county Extension office). Pesticides used for production practices are included for the benefit of the reader and do not imply any endorsement or preferential treatment by the University of Georgia Agricultural Experiment Station. For additional information, contact your local county Extension agent or the nearest experiment station.

The least significant difference (LSD) at the 10% level has been included in the tables to aid in comparing hybrids. If the yields' difference of any two varieties exceeds the LSD value, they can be considered different in yield ability.

This report is one of four publications presenting the 2013 performance of agronomic crops in Georgia. For more information concerning other crops, refer to one of the following research reports: 2013 Corn Performance Tests (Annual Publication 101-5), 2012-2013 Small Grains Performance Tests (Annual Publication 100-5), 2013 Soybean, Sorghum Grain and Silage, and Summer Annual Forage Performance Tests (Annual Publication 103-5), and 2012-2013 Canola Performance data available at www.swvt.uga.edu/canola.

This report, along with performance test information on other crops, is also available online at www.swvt.uga.edu. Additional information may be obtained by writing to John Gassett, Crop and Soil Sciences Department, University of Georgia, Griffin Campus, 1109 Experiment St., Griffin, GA 30223-1797.

Cooperators

Mr. R. A. Black, Southeast Research & Education Center, Midville, Georgia
Mr. A. K. Culbreath, Plant Pathology, Tifton Campus, Tifton, Georgia
Dr. I. Flitcroft, Griffin Campus, Griffin, Georgia
Mr. S. R. Jones, Southwest Research & Education Center, Plains, Georgia
Mr. H. G. Kendrick, Tifton Campus, Tifton, Georgia
Mr. A. Knowlton, Biological Ag Engineering, Tifton Campus, Tifton, Georgia
Dr. P. Roberts, Extension Entomology, Tifton Campus, Tifton, Georgia
Dr. M. Toews, Entomology, Tifton Campus, Tifton, Georgia
Mr. G. S. Willis, Tifton Campus, Tifton, Georgia
Mr. H. J. Yeomans, UGA Crop & Soil Sciences Research Farm, Athens, Georgia

Contributors

The following individuals contributed to the gathering of data and to the preparation of this report: R. Baerne, R. Brooke, K. Cobb, J. Cox, M. Dolan, D. Dunn, M. Flynn, W. Gay, M. Gilmer, D. Gordon, J. Greene, D. Griffin, J. Griffin, D. Holden, J. Hudgins, W. Jones, M. May, B. McCranie, R. Milton, J. Moore, D. Pearce, S. Rogers, J. Strickland, C. Troxell, S. Walker, and G. Ware.

CONTENTS

THE SEASON with 2013 Rainfall	1
--	---

PEANUT

Tifton, Georgia:

Yield and Grade Performance, Peanut Variety Test, 2013, Irrigated	3
---	---

Yield and Grade Performance, Peanut Variety Test, 2013, Nonirrigated	6
--	---

Plains, Georgia:

Yield and Grade Performance, Peanut Variety Test, 2013, Irrigated	8
---	---

Yield and Grade Performance, Peanut Variety Test, 2013, Nonirrigated	9
--	---

Midville, Georgia:

Yield and Grade Performance, Peanut Variety Test, 2013, Irrigated	10
---	----

Yield and Grade Performance, Peanut Variety Test, 2013, Nonirrigated	12
--	----

COTTON

Earlier Maturity Cotton Variety Performance

Bainbridge, Georgia, 2013, Irrigated	14
--	----

Midville, Georgia, 2013, Irrigated	16
--	----

Plains, Georgia, 2013, Irrigated	17
--	----

Tifton, Georgia, 2013, Irrigated	18
--	----

Yield Summary of Earlier Maturity Cotton Varieties, 2013, Irrigated	19
---	----

Two-Year Summary of Earlier Maturity Cotton Varieties at Four Locations, 2012-2013, Irrigated	20
---	----

Later Maturity Cotton Variety Performance

Bainbridge, Georgia, 2013, Irrigated	21
--	----

Midville, Georgia, 2013, Irrigated	22
--	----

Plains, Georgia, 2013, Irrigated	23
--	----

Tifton, Georgia, 2013, Irrigated	24
--	----

Yield Summary of Later Maturity Cotton Varieties, 2013, Irrigated	25
---	----

Two-Year Summary of Later Maturity Cotton Varieties at Four Locations, 2012-2013, Irrigated	26
---	----

Cotton Strains Performance

Midville, Georgia, 2013, Irrigated	27
--	----

Plains, Georgia, 2013, Irrigated	28
--	----

Tifton, Georgia, 2013, Irrigated	29
--	----

Yield Summary of Cotton Strains, 2013, Irrigated	30
--	----

Dryland Earlier Maturity Cotton Variety Performance

Athens, Georgia, 2013 - Earlier Maturity	31
--	----

Midville, Georgia, 2013 - Earlier Maturity	32
--	----

Plains, Georgia, 2013 - Earlier Maturity	33
--	----

Tifton, Georgia, 2013 - Earlier Maturity	34
--	----

Yield Summary of Dryland Earlier Maturity Cotton Varieties, 2013	35
--	----

Two-Year Summary of Dryland Earlier Maturity Cotton Varieties at Four Locations, 2012-2013	36
--	----

Dryland Later Maturity Cotton Variety Performance

Athens, Georgia, 2013 - Later Maturity	37
--	----

Midville, Georgia, 2013 - Later Maturity	38
--	----

Plains, Georgia, 2013 - Later Maturity	39
--	----

Tifton, Georgia, 2013 - Later Maturity	40
--	----

Yield Summary of Dryland Later Maturity Cotton Varieties, 2013	41
--	----

Two-Year Summary of Dryland Later Maturity Cotton Varieties at Four Locations, 2012-2013	42
--	----

TOBACCO

Tifton, Georgia:

Official Flue-Cured Tobacco Variety Test - Yield, Value, Price Index, Grade Index, and Agronomic and Chemical Characteristics of Released Varieties, 2013	43
--	----

Three- and Two-Year Averages of Official Flue-Cured Tobacco Variety Tests - Comparison of Released Varieties for Certain Characteristics, 2011, 2012 and 2013	44
--	----

Regional Farm Flue-Cured Tobacco Variety Test - Comparison of Released Varieties for Certain Characteristics, 2013	46
---	----

2013 PEANUT, COTTON AND TOBACCO PERFORMANCE TESTS

*John D. Gassett, J. LaDon Day, Anton E. Coy,
and Stevan S. LaHue, Editors*

The Season

For the first time since 2009, Georgia agronomic producers in 2013 were fortunate to have adequate soil moisture for planting combined with an abundance of rainfall. Prolonged and periodic precipitation events led to spring plantings being delayed for many farmers in Georgia. Cooler than normal temperatures early in the planting season resulted in low soil temperatures and slowed germination for many crops. Irrigation was not a concern for most of the growing season. Rainfall throughout the season presented problems for ground applications of fungicides, insecticides, and supplemental nutrients. Extremely wet conditions in some areas of the state were detrimental to crops, resulting in leaching of nutrients and drowning of some crops.

Seasonal rainfall amounts recorded at the five test locations in Georgia during 2013 are listed in the table below. Attapulcus and Plains were the only two locations out of five that did not receive the normal amount of rainfall but were equal to or less than an inch of achieving it. This is a drastic improvement for the area around Plains over the past four years. Athens, Midville, and Tifton received 14-26% more rainfall than normal.

Month	Athens ²	Attapulcus ³	Midville	Plains	Tifton
	-----inches-----				
March	3.75	5.20	3.84	4.84	3.13
April	2.92	4.76	3.89	3.16	4.44
May	4.13	0.86	1.83	2.25	2.61
June	10.59	4.33	16.17	5.24	13.31
July	9.16	11.94	4.93	7.77	5.79
August	4.87	6.21	4.78	5.91	8.71
September	3.44	3.27	1.31	2.16	3.12
October	0.67	0.63	0.70	0.36	0.63
November	2.12	4.23	0.78	2.54	3.50
Total	41.68	41.43	38.23	34.23	45.24
Normal (9 mo)	35.92	41.76	32.60	35.23	33.65

1. Data provided in part by Dr. I. Flitcroft, Georgia Station, Griffin, GA.

2. Plant Sciences Farm.

3. Attapulcus Research Center is the nearest location to the Bainbridge site.

Crop maturity progressed below the five-year average and harvest conditions were hampered due to wet weather conditions in 2013. Peanut producers planted 430,000 acres, a decrease of 41% from 2012 due mainly to a large amount of carryover stocks. Georgia peanut acreage hasn't been this low since the 1920s. Cotton producers seeded 1.37 million acres in Georgia, a 6% increase from last year and the largest

John D. Gassett is the program director of the statewide variety testing program and J. LaDon Day is a research scientist in the Department of Crop and Soil Sciences, Griffin Campus, Griffin, Georgia 30223-1797. Anton E. Coy, and Stevan S. LaHue are senior agricultural specialist and agricultural specialist, respectively, in the Department of Crop and Soil Sciences, Tifton Campus, Tifton, Georgia 31793-0748.

acreage since 2006. Tobacco producers in the state transplanted about 15,000 acres in 2013, the largest acreage in the last four years. However, only 12,800 acres of tobacco were harvested due to a wet summer and drowned acres.

The Georgia state peanut yield per acre in 2013 was 4,430 pounds, 150 pounds shy of last year's state record. As a result of the significant reduction in peanut acres planted, 1.89 million pounds of peanuts were produced in 2013, a 44% drop in production from 2012. Cotton yield of 850 lbs/acre this year was a 22% decrease from last year's record yield of 1,091 lbs/acre, a total production of 2.4 million bales or 18% less than the previous year. Georgia tobacco production on a per-acre basis was 1,750 pounds, a 22% decrease from 2012. Total production was 22.4 million pounds, 100,000 pounds less than last year and the least amount produced since 1932.

PEANUT

Tifton, Georgia: Yield and Grade Performance Peanut Variety Trial, 2013, Irrigated

Variety	Digging	Yield lb/A	TSMK %	OK %	DK %	ELK %	Seed no./lb	Fancy %
	Date							
<u>Spanish Types</u>								
Georgia Browne	09/27	5052	74.0	3.5	0.0	.	1028	.
GA 082548 ¹	10/03	4610	77.0	2.0	1.0	.	876	.
Georgia-04S	09/27	4528	74.0	3.5	0.0	.	1057	.
GA 082549 ¹	10/03	4501	77.0	2.0	0.0	.	904	.
GA 082546 ¹	10/16	4320	77.5	2.0	0.5	.	823	.
Tamspan 90	09/03	3267	71.0	4.5	1.0	.	1090	.
Tamnut OL06	09/03	3206	67.5	3.5	0.5	.	941	.
OLin	09/03	3197	70.5	3.5	0.0	.	1085	.
Pronto	08/26	2741	73.0	3.5	0.0	.	1063	.
Spanco	08/26	2559	70.5	4.0	0.0	.	1175	.
Average	09/17	3798	73.2	3.2	0.3	.	1004	.
LSD at 10% Level		410	1.8	1.3	-		72	
C.V. %		12.6	-	-	-		-	
<u>Valencia Types</u>								
Valencia McRan	08/26	2822	66.5	5.0	0.5	.	1065	.
Georgia Valencia	09/03	2810	62.5	3.0	3.0	.	710	.
Georgia Red	09/03	2801	69.0	3.5	2.0	.	805	.
N.M. Valencia A	08/26	2708	66.5	5.0	0.5	.	1074	.
N.M. Valencia C	08/26	2662	66.5	5.0	0.5	.	1050	.
H & W Valencia 136	08/26	2587	63.5	7.0	1.0	.	1099	.
Average	08/29	2732	65.8	4.8	1.3	.	967	.
LSD at 10% Level		410	1.8	1.3	1.1		72	
C.V. %		12.6	-	-	-		-	

1. Advanced Georgia breeding line.

Bolding indicates entries not significantly different from highest yielding entry based on Fisher's protected LSD (P = 0.10).

Planted: May 17, 2013.

Seeding Rate: 6 seed/row foot in 36" rows.

Fertilization: 0 lb N, 0 lb P₂O₅, 0 lb K₂O, and 0 lb/a gypsum.

Soil Test: P = Medium, K = Medium, and pH = 6.3.

Soil Type: Tifton sandy loam.

Previous Crop: Cotton.

Management: Disked, moldboard plowed, rototilled; Sonalan, Basagran, Ultra Blazer and Select used for weed control; Chlorothanil and Artisan used for fungal control; irrigated 5 inches.

Test conducted by A. Coy, R. Brooke, D. Dunn, and B. McCranie.

**Tifton, Georgia:
Yield and Grade Performance
Peanut Variety Trial, 2013, Irrigated**

Variety	Digging	Yield	TSMK	OK	DK	ELK	Seed	Fancy
	Date							
		lb/A	%	%	%	%	no./lb	%
<u>Runner Types</u>								
Georgia-12Y	10/16	5838	72.0	5.0	0.5	0.0	729	.
Georgia-10T	10/16	5769	80.0	1.5	1.0	0.0	641	.
Tifguard	09/27	5460	76.5	2.0	0.0	0.0	579	.
FloRun™ '107'	10/03	5388	76.0	2.5	0.5	0.0	661	.
Georgia-07W	10/03	5324	77.0	2.0	0.0	0.0	627	.
GA 082524 ¹	10/16	5269	74.5	4.0	0.5	0.0	751	.
Georgia Green	09/27	5264	76.5	3.5	0.0	0.0	746	.
Georgia-06G	09/27	5264	77.0	2.5	0.5	0.0	595	.
Georgia-02C	10/03	5212	76.0	3.5	0.0	0.0	658	.
GA 072523 ¹	09/27	5200	76.0	3.0	0.0	0.0	629	.
Florida-07	10/03	5151	75.5	2.0	0.0	0.0	551	.
Georgia-13M	10/03	5149	75.5	3.0	0.5	0.0	736	.
TUFRunner™ '-727'	09/27	5149	75.5	2.5	0.5	0.0	607	.
GA 102720 ¹	10/03	5144	78.5	1.0	1.0	0.0	574	.
Georgia-09B	09/27	5118	77.0	3.5	0.0	0.0	657	.
GA 082522 ¹	10/03	5055	77.0	3.5	0.0	0.0	707	.
Georgia Greener	09/27	5031	78.5	2.0	0.0	0.0	664	.
GA 102719 ¹	10/03	5007	77.5	2.5	0.0	0.0	659	.
GA 072514 ¹	09/27	4988	80.0	2.0	0.0	0.0	650	.
GA 082546 ¹	10/16	4970	75.0	4.0	0.5	0.0	792	.
GA 102716 ¹	09/27	4492	82.0	1.0	0.0	0.0	573	.
Average	10/03	5202	76.8	2.7	0.3	0.0	656	.
LSD at 10% Level		564	1.9	1.0	N.S. ²	-	52	.
C.V. %		11.4	-	-	-	-	-	.
<u>Virginia Types</u>								
Georgia-11J	10/16	6059	72.5	1.0	1.5	61.5	397	.
Georgia-08V	09/27	5663	76.0	0.5	2.5	64.0	397	.
Bailey	09/13	5307	71.5	3.0	0.0	48.0	507	.
CHAMPS	09/13	5167	73.0	1.5	1.0	54.0	441	.
Sugg	09/13	5067	70.5	3.0	0.0	53.5	476	.
Florida Fancy	09/27	5031	70.5	1.0	1.0	52.0	419	.
Gregory	09/13	4970	67.0	2.0	1.0	52.0	453	.
Titan	09/13	4649	65.5	2.0	1.0	54.5	407	.
Perry	09/13	4423	71.0	2.5	0.5	49.0	489	.
Average	09/20	5148	70.8	1.8	0.9	54.3	443	.
LSD at 10% Level		564	1.9	1.0	N.S.	2.2	52	.
C.V. %		11.4	-	-	-	-	-	.

Tifton, Georgia: Yield and Grade Performance Peanut Variety Trial, 2013, Irrigated (Continued)

1. Advanced Georgia breeding line.
2. The F-test indicated no statistical differences at the $\alpha = 0.10$ probability level; therefore an LSD value was not calculated.

Bolding indicates entries not significantly different from highest yielding entry based on Fisher's protected LSD ($P = 0.10$).

Planted: May 17, 2013.

Seeding Rate: 6 seed/row foot in 36" rows.

Fertilization: 0 lb N, 0 lb P_2O_5 , 0 lb K_2O , and 0 lb/a gypsum.

Soil Test: P = Medium, K = Medium, and pH = 6.3.

Soil Type: Tifton sandy loam.

Previous Crop: Cotton.

Management: Disked, moldboard plowed, rototilled; Sonalan, Basagran, Ultra Blazer and Select used for weed control; Chlorothanil and Artisan used for fungal control; irrigated 5 inches.

Test conducted by A. Coy, R. Brooke, D. Dunn, and B. McCranie.

**Tifton, Georgia:
Yield and Grade Performance
Peanut Variety Trial, 2013, Nonirrigated**

Variety	Digging Date	Yield lb/A	TSMK %	OK %	DK %	ELK %	Seed no./lb	Fancy %
<u>Runner Types</u>								
Georgia-12Y	10/16	5880	75.0	3.0	1.0	0.0	723	.
Georgia-07W	10/03	5369	78.5	2.0	0.0	0.0	598	.
Georgia-06G	09/27	5291	77.0	3.5	0.5	0.0	608	.
GA 102720 ¹	10/03	5267	78.0	2.0	0.5	0.0	570	.
Georgia-13M	10/03	5203	76.5	2.5	0.5	0.0	809	.
Georgia-10T	10/16	5143	79.5	2.0	1.5	0.0	677	.
TUFRunner™ -'727'	09/27	5143	71.5	5.0	0.5	0.0	640	.
Florida-07	10/03	5119	74.0	2.5	1.0	0.0	562	.
Georgia Greener	09/27	5016	76.0	6.0	1.0	0.0	704	.
GA 102719 ¹	10/03	4895	76.5	4.0	0.0	0.0	694	.
FloRun™ '107'	10/03	4834	74.5	4.5	0.5	0.0	697	.
GA 082522 ¹	10/03	4692	78.0	3.0	0.0	0.0	731	.
GA 072523 ¹	09/27	4653	76.0	4.0	0.0	0.0	643	.
Tifguard	09/27	4628	73.0	3.5	1.0	0.0	624	.
Georgia-09B	09/27	4548	72.0	4.0	3.5	0.0	703	.
Georgia Green	09/27	4456	74.5	4.5	0.0	0.0	795	.
GA 072514 ¹	09/27	4432	80.5	2.0	0.5	0.0	595	.
GA 082546 ¹	10/16	4408	77.5	2.5	1.0	0.0	773	.
GA 082524 ¹	10/16	4353	77.5	2.0	0.5	0.0	735	.
Georgia-02C	10/03	4265	75.5	3.5	0.5	0.0	724	.
GA 102716 ¹	09/27	3340	79.0	2.5	1.5	0.0	602	.
Average	10/03	4806	76.2	3.3	0.7	0.0	676	.
LSD at 10% Level		353	3.8	1.6	N.S. ²	-	62	
C.V. %		7.8	-	-	-	-	-	
<u>Virginia Types</u>								
Georgia-08V	09/27	5260	71.0	1.5	4.0	50.5	447	.
Bailey	09/13	5121	68.5	3.5	0.5	46.5	512	.
Georgia-11J	10/16	4837	72.0	1.0	4.0	62.0	399	.
Sugg	09/13	4725	68.0	3.5	0.5	49.5	474	.
CHAMPS	09/13	4408	68.5	3.5	1.0	46.5	483	.
Florida Fancy	09/27	4366	61.5	3.5	7.0	37.5	504	.
Gregory	09/13	4305	57.0	4.5	1.5	32.5	533	.
Perry	09/13	4144	69.0	3.5	0.5	46.5	472	.
Titan	09/13	3706	59.0	4.0	1.5	41.0	468	.
Average	09/20	4541	66.1	3.2	2.3	45.8	477	.
LSD at 10% Level		353	3.8	1.6	N.S.	-	62	
C.V. %		7.8	-	-	-	-	-	

**Tifton, Georgia:
Yield and Grade Performance
Peanut Variety Trial, 2013, Nonirrigated (Continued)**

1. Advanced Georgia breeding line.
2. The F-test indicated no statistical differences at the $\alpha = 0.10$ probability level; therefore an LSD value was not calculated.

Bolding indicates entries not significantly different from highest yielding entry based on Fisher's protected LSD ($P = 0.10$).

Planted: May 16, 2013.
Seeding Rate: 6 seed/row foot in 36" rows.
Fertilization: 0 lb N, 0 lb P_2O_5 , 0 lb K_2O , and 0 lb/a gypsum.
Soil Test: P = Medium, K = Medium, and pH = 6.2.
Soil Type: Dothan loamy sand.
Previous Crop: Corn.
Management: Disked, moldboard plowed, rototilled; Sonalan, Basagran, Ultra Blazer, and Select used for weed control; Chlorothanil and Artisan used for fungal control.

Test conducted by A. Coy, R. Brooke, D. Dunn, and B. McCranie.

**Plains, Georgia:
Yield and Grade Performance
Peanut Variety Trial, 2013, Irrigated**

Variety	Digging	Yield lb/A	TSMK %	OK %	DK %	ELK %	Seed no./lb	Fancy %
	Date							
<u>Runner Types</u>								
GA 102720 ¹	10/28	5990	75.0	2.5	2.0	0.0	630	.
Georgia-13M	10/28	5839	74.5	4.5	0.0	0.0	820	.
Georgia-12Y	10/28	5703	73.0	3.5	0.0	0.0	717	.
Georgia Greener	10/13	5684	76.5	2.5	0.0	0.0	692	.
Georgia-06G	10/13	5630	76.5	2.5	0.0	0.0	636	.
Florida-07	10/28	5554	73.5	2.0	0.5	0.0	623	.
GA 082524 ¹	10/28	5477	76.0	3.5	0.0	0.0	787	.
Georgia-09B	10/13	5406	76.5	2.0	0.5	0.0	690	.
Georgia-02C	10/28	5364	74.0	3.5	0.0	0.0	733	.
Georgia-07W	10/28	5342	78.5	2.0	0.5	0.0	659	.
GA 102719 ¹	10/28	5267	76.0	2.0	0.5	0.0	664	.
Georgia Green	10/13	5251	77.0	2.5	0.0	0.0	741	.
TUFRunner™ -'727'	10/13	5179	76.5	2.0	0.5	0.0	650	.
Tifguard	10/13	5034	76.0	2.0	0.0	0.0	599	.
Georgia-10T	10/28	4919	79.0	1.5	0.0	0.0	699	.
GA 102716 ¹	10/13	4916	81.5	1.0	0.0	0.0	664	.
GA 072514 ¹	10/13	4886	79.0	2.0	0.0	0.0	713	.
GA 082522 ¹	10/28	4840	78.0	2.5	0.0	0.0	766	.
GA 072523 ¹	10/13	4759	76.5	1.5	0.5	0.0	654	.
FloRun™ '107'	10/28	4719	74.0	3.0	0.5	0.0	719	.
GA 082546 ¹	10/28	4323	76.0	3.0	0.0	0.0	818	.
Average	10/22	5242	76.4	2.5	0.3	0.0	698	.
LSD at 10% Level		650	2.4	1.6	-	-	55	.
C.V. %		12.9	-	-	-	-	-	.
<u>Virginia Types</u>								
Georgia-08V	10/13	5663	77.0	1.5	0.0	63.5	375	.
Georgia-11J	10/28	4998	75.0	1.0	0.5	68.5	337	.
Florida Fancy	10/13	4864	72.0	1.5	1.0	46.5	467	.
Average	10/18	5175	74.7	1.3	0.5	59.5	393	.
LSD at 10% Level		650	2.4	1.6	-	2.2	55	.
C.V. %		12.9	-	-	-	-	-	.

1. Advanced Georgia breeding line.

Bolding indicates entries not significantly different from highest yielding entry based on Fisher's protected LSD (P = 0.10).

Planted: May 20, 2013.

Seeding Rate: 6 seed/row foot in 36" rows.

Fertilization: 20 lb N, 97 lb P₂O₅, 0 lb K₂O, and 0 lb/a gypsum.

Soil Test: P = Low, K = High, and pH = 6.0.

Soil Type: Greenville sandy loam.

Previous Crop: Corn.

Management: Disked, chiseled, rototilled; Sonalan, Dual Magnum and Strongarm used for weed control; Provost, Artisan, and Abound used for fungal control; irrigated 2 inches.

Test conducted by A. Coy, R. Brooke, D. Dunn, B. McCranine, W. Jones, and D. Pearce.

**Plains, Georgia:
Yield and Grade Performance
Peanut Variety Trial, 2013, Nonirrigated**

Variety	Digging Date	Yield lb/A	TSMK %	OK %	DK %	ELK %	Seed no./lb	Fancy %
<u>Runner Types</u>								
Georgia-13M	10/23	5619	77.0	2.0	1.5	0.0	827	.
Georgia-06G	10/23	5300	76.5	1.5	1.5	0.0	646	.
Georgia-07W	10/23	5227	77.0	1.5	0.5	0.0	638	.
Georgia Greener	10/23	5170	75.5	2.5	1.5	0.0	668	.
GA 102719 ¹	10/23	5024	73.0	3.0	1.5	0.0	686	.
Georgia-12Y	10/23	4904	75.0	1.5	0.5	0.0	697	.
Georgia-09B	10/21	4867	75.0	2.5	1.5	0.0	710	.
Georgia Green	10/23	4792	75.5	3.0	2.0	0.0	688	.
GA 102720 ¹	10/23	4788	71.0	2.0	5.0	0.0	595	.
Georgia-02C	10/23	4747	74.5	2.0	1.5	0.0	737	.
TUFRunner™ '727'	10/23	4707	73.5	2.0	1.5	0.0	641	.
GA 082524 ¹	10/23	4686	73.0	3.5	1.5	0.0	708	.
Florida-07	10/23	4595	70.5	3.0	2.0	0.0	586	.
GA 072523 ¹	10/23	4510	73.0	3.0	1.0	0.0	731	.
GA 072514 ¹	10/23	4386	76.5	2.0	1.0	0.0	694	.
GA 082522 ¹	10/23	4362	74.5	3.5	2.5	0.0	776	.
Tifguard	10/21	4353	74.0	2.0	2.5	0.0	597	.
GA 082546 ¹	10/23	4308	73.5	3.5	1.0	0.0	812	.
FloRun™ '107'	10/23	4295	75.0	2.0	1.0	0.0	659	.
Georgia-10T	10/23	4120	76.5	2.5	1.5	0.0	743	.
GA 102716 ¹	10/21	3911	76.5	2.0	2.0	0.0	678	.
Average	10/23	4699	74.6	2.4	1.6	0.0	691	.
LSD at 10% Level		563	3.9	1.2	1.7	-	53	
C.V. %		12.7	-	-	-	-	-	
<u>Virginia Types</u>								
Georgia-08V	10/23	4386	69.5	1.5	6.0	53.0	425	.
Georgia-11J	10/23	4371	73.0	1.5	1.0	60.0	405	.
Florida Fancy	10/23	3612	70.0	1.5	3.5	45.0	455	.
Average	10/23	4123	70.8	1.5	3.5	52.7	428	.
LSD at 10% Level		563	3.9	1.2	1.7	3.4	56	
C.V. %		12.7	-	-	-	-	-	

1. Advanced Georgia breeding line.

Bolding indicates entries not significantly different from highest yielding entry based on Fisher's protected LSD (P = 0.10).

Planted: May 20, 2013.

Seeding Rate: 6 seed/row foot in 36" rows.

Fertilization: 8 lb N, 36 lb P₂O₅, 0 lb K₂O, and 0 lb/a gypsum.

Soil Test: P = Medium, K = High, and pH = 6.5.

Soil Type: Greenville sandy loam.

Previous Crop: Cotton.

Management: Disked, chiseled, rototilled; Sonalan, Dual Magnum and Strongarm used for weed control; Bravo and Folicur used for fungal control.

Test conducted by A. Coy, R. Brooke, D. Dunn, B. McCranine, W. Jones, and D. Pearce.

**Midville, Georgia:
Yield and Grade Performance
Peanut Variety Trial, 2013, Irrigated**

Variety	Digging	Yield	TSMK	OK	DK	ELK	Seed	Fancy
	Date							
		lb/A	%	%	%	%	no./lb	%
<u>Runner Types</u>								
GA 102720 ¹	10/24	7581	76.5	2.5	1.0	0.0	608	.
Georgia-09B	10/24	7069	77.5	2.5	0.0	0.0	595	.
Georgia-13M	10/24	6970	74.5	3.0	0.5	0.0	753	.
Florida-07	10/24	6949	72.5	3.0	0.5	0.0	627	.
Georgia-12Y	10/24	6774	76.0	3.0	0.0	0.0	723	.
TUFRunner™ -'727'	10/24	6567	77.0	3.5	0.0	0.0	567	.
Georgia-02C	10/24	6517	76.0	2.5	0.0	0.0	717	.
GA 082524 ¹	10/24	6357	74.0	4.5	0.0	0.0	711	.
GA 082522 ¹	10/24	6269	77.0	3.0	0.0	0.0	762	.
Georgia Greener	10/24	6241	77.5	2.0	0.5	0.0	665	.
Georgia-10T	10/24	6219	78.0	2.5	0.0	0.0	684	.
Georgia-07W	10/24	6074	76.0	3.0	0.0	0.0	634	.
Georgia-06G	10/24	5968	76.0	2.0	1.0	0.0	617	.
Tifguard	10/24	5914	75.5	4.0	0.5	0.0	595	.
FloRun™ '107'	10/24	5783	73.5	4.0	0.0	0.0	690	.
GA 072514 ¹	10/24	5722	79.0	1.5	0.0	0.0	645	.
Georgia Green	10/24	5690	77.5	3.0	0.0	0.0	739	.
GA 082546 ¹	10/24	5157	75.5	4.0	0.0	0.0	804	.
GA 102716 ¹	10/24	5146	77.0	3.5	0.0	0.0	623	.
GA 072523 ¹	10/24	4916	77.5	2.0	0.0	0.0	659	.
GA 102719 ¹	10/24	4414	77.5	2.0	0.0	0.0	617	.
Average	10/24	6109	76.3	2.9	0.2	0.0	668	.
LSD at 10% Level		656	2.5	N.S. ²	-	-	53	.
C.V. %		11.3	-	-	-	-	-	.
<u>Virginia Types</u>								
Georgia-11J	10/24	7750	76.0	1.0	0.0	63.0	391	.
Florida Fancy	10/24	6722	74.0	2.0	0.0	50.5	512	.
Georgia-08V	10/24	6591	74.5	4.0	0.0	56.5	417	.
Bailey	10/12	6132	72.0	3.0	0.0	48.0	427	.
Sugg	10/12	5814	72.0	3.0	0.5	53.0	413	.
Gregory	10/12	5699	71.0	2.0	0.0	57.5	407	.
Titan	10/12	5340	68.5	2.0	1.0	51.5	419	.
Perry	10/12	5218	70.0	3.0	0.5	48.5	440	.
CHAMPS	10/12	4855	72.0	3.0	0.5	48.0	408	.
Average	10/16	6013	72.2	2.6	0.3	52.9	426	.
LSD at 10% Level		656	2.5	N.S.	-	3.4	53	.
C.V. %		11.3	-	-	-	-	-	.

Midville, Georgia: Yield and Grade Performance Peanut Variety Trial, 2013, Irrigated (Continued)

1. Advanced Georgia breeding line.
2. The F-test indicated no statistical differences at the $\alpha = 0.10$ probability level; therefore an LSD value was not calculated.

Bolding indicates entries not significantly different from highest yielding entry based on Fisher's protected LSD ($P = 0.10$).

Planted: May 14, 2013.
Seeding Rate: 6 seed/row foot in 36" rows.
Fertilization: 0 lb N, 0 lb P_2O_5 , 0 lb K_2O , and 1000 lb/a gypsum.
Soil Test: P = High, K = Very High, and pH = 6.6.
Soil Type: Tifton loamy sand.
Previous Crop: Soybeans.
Management: Disked, moldboard plowed; field conditioned; Valor, Prowl, Gramoxone, Storm, Dual, and Butyrac used for weed control; Headline, Tebuconazole, Convoy, and Chlorothalonil used for fungal control; irrigated 2 inches.

Test conducted by A. Coy, R. Brooke, D. Dunn, B. McCranie, K. Cobb, and R. Milton.

**Midville, Georgia:
Yield and Grade Performance
Peanut Variety Trial, 2013, Nonirrigated**

Variety	Digging Date	Yield	TSMK	OK	DK	ELK	Seed	Fancy
		lb/A	%	%	%	%	no./lb	%
<u>Runner Types</u>								
GA 102720 ¹	10/24	5977	76.5	2.5	1.0	0.0	628	.
TUFRunner™ -'727'	10/24	5902	73.5	3.0	1.0	0.0	570	.
Georgia-13M	10/24	5887	75.0	2.0	1.0	0.0	666	.
GA 082524 ¹	10/24	5563	77.0	2.0	0.5	0.0	684	.
GA 082522 ¹	10/24	5484	77.0	2.5	0.5	0.0	654	.
Georgia-12Y	10/24	5372	73.0	3.5	0.5	0.0	688	.
Georgia-02C	10/24	5152	73.5	4.5	0.5	0.0	654	.
Georgia-06G	10/24	5073	75.0	2.5	1.5	0.0	605	.
Florida-07	10/24	4949	74.0	3.0	0.5	0.0	718	.
Georgia Green	10/24	4855	73.0	3.5	1.5	0.0	734	.
FloRun™ '107'	10/24	4786	73.0	4.5	0.5	0.0	684	.
Tifguard	10/24	4734	76.5	2.0	1.0	0.0	592	.
Georgia-07W	10/24	4655	76.0	3.0	0.5	0.0	651	.
GA 082546 ¹	10/24	4640	73.5	3.5	0.0	0.0	753	.
Georgia-09B	10/24	4486	72.0	3.5	2.0	0.0	639	.
Georgia-10T	10/24	4477	76.5	3.0	0.0	0.0	581	.
Georgia Greener	10/24	4386	74.5	3.5	1.5	0.0	674	.
GA 072514 ¹	10/24	4199	73.5	3.5	1.0	0.0	652	.
GA 102719 ¹	10/24	4178	72.5	4.5	0.5	0.0	697	.
GA 072523 ¹	10/24	3939	73.5	3.5	1.0	0.0	596	.
GA 102716 ¹	10/24	3660	76.5	2.5	1.0	0.0	574	.
Average	10/24	4874	74.5	3.1	0.8	0.0	652	.
LSD at 10% Level		543	3.0	N.S. ²	-	-	71	.
C.V. %		11.9	-	-	-	-	-	.
<u>Virginia Types</u>								
Georgia-11J	10/24	6198	72.0	2.5	0.5	52.5	413	.
Georgia-08V	10/24	5309	72.0	1.5	3.5	53.0	510	.
Florida Fancy	10/24	4895	71.5	2.0	1.0	49.0	497	.
Bailey	10/12	4532	68.5	3.5	1.0	47.5	397	.
Sugg	10/12	4284	71.0	2.5	1.0	54.0	411	.
Gregory	10/12	4144	65.5	2.0	4.5	48.0	403	.
CHAMPS	10/12	3981	68.5	2.5	2.5	45.0	493	.
Perry	10/12	3739	68.5	3.0	2.0	45.5	477	.
Titan	10/12	3482	64.5	3.0	2.5	46.0	416	.
Average	10/16	4507	69.1	2.5	2.1	48.9	446	.
LSD at 10% Level		543	3.0	N.S.	-	5.5	71	.
C.V. %		11.9	-	-	-	-	-	.

Midville, Georgia: Yield and Grade Performance Peanut Variety Trial, 2013, Nonirrigated (Continued)

1. Advanced Georgia breeding line.
2. The F-test indicated no statistical differences at the $\alpha = 0.10$ probability level; therefore an LSD value was not calculated.

Bolding indicates entries not significantly different from highest yielding entry based on Fisher's protected LSD ($P = 0.10$).

Planted: May 14, 2013.
Seeding Rate: 6 seed/row foot in 36" rows.
Fertilization: 0 lb N, 0 lb P_2O_5 , 0 lb K_2O , and 1000 lb/a gypsum.
Soil Test: P = High, K = Very High, and pH = 6.2.
Soil Type: Dothan loamy sand.
Previous Crop: Cotton.
Management: Disked, moldboard plowed; field conditioned; Valor, Prowl, Gramoxone, Storm, Dual, and Butyrac used for weed control; Headline, Tebuconazole, Convoy, and Chlorothalonil used for fungal control.

Test conducted by A. Coy, R. Brooke, D. Dunn, B. McCranie, K. Cobb, and R. Milton.

COTTON

Bainbridge, Georgia:

Earlier Maturity Cotton Variety Performance, 2013, Irrigated

Variety	Lint Yield lb/acre	Lint* %	Uniformity	Length* inches	Strength* g/tex	Micronaire* units
			Index* %			
PHY 499 WRF	1741	45.4	83.6	1.18	33.3	5.3
PX 444413 WRF	1532	45.0	85.0	1.26	33.1	4.7
PX 444414 WRF	1466	44.1	83.9	1.21	32.2	5.1
DP 0912 B2RF	1455	42.4	84.2	1.18	32.2	5.6
NG 1511 B2RF	1453	51.2	84.6	1.19	34.0	5.7
PX 300310 WRF	1428	44.4	83.0	1.16	30.8	5.0
PHY 333 WRF	1390	43.0	84.4	1.23	30.6	4.8
SSG HQ 210 CT	1383	41.8	82.8	1.17	32.2	5.5
AM 1550 B2RF	1366	42.7	83.0	1.18	29.5	5.0
PHY339 WRF	1366	44.0	84.2	1.19	31.3	4.9
DP 1321 B2RF	1363	43.3	84.2	1.21	31.9	5.5
MON 12R224B2R2	1352	41.8	84.3	1.20	30.9	4.8
SSG AU 222	1345		84.3	1.25	31.7	5.0
DG2285 B2RF	1313	43.7	83.9	1.19	29.2	5.2
ST 4946GLB2	1308	42.4	84.1	1.19	33.3	5.6
DP 1034 B2RF	1289	42.7	83.7	1.23	32.9	4.9
PHY 427 WRF	1272	42.1	83.6	1.15	30.2	5.0
GA2004143	1270	43.4	84.0	1.24	33.6	4.9
PHY 417 WRF	1269	43.3	82.9	1.20	31.4	4.8
GA2008016	1268	38.9	84.3	1.21	34.0	5.2
GA2009037	1245	40.9	83.2	1.24	32.0	5.1
GA2009100	1234	41.5	84.7	1.24	33.8	4.7
GA2010098	1211	42.6	84.7	1.25	33.9	4.4
DG CT12353	1170	42.4	82.4	1.17	32.6	5.4
CG 3428 B2RF	1126	43.0	82.9	1.21	30.7	5.4
SSG CT Linwood	1066	41.4	83.8	1.18	33.5	5.3
DG CT13125F	1051	42.2	84.8	1.27	32.7	4.6
Average	1323	43.1	83.8	1.20	32.1	5.1
LSD 0.10	180	2.2	N.S. ¹	0.05	1.7	0.3
CV %	11.5	4.3	1.2	2.44	3.1	3.2

Bainbridge, Georgia: Earlier Maturity Cotton Variety Performance, 2013, Irrigated (Continued)

* A random quality sample was taken on the picker during cotton harvest and to determine percent lint fractions plot seed cotton was processed through a small gin in gin house on the UGA Tifton Campus.

1. The F-test indicated no statistical differences at the alpha = 0.10 probability level; therefore an LSD value was not calculated.

Bolding indicates entries not significantly different from highest yielding entry based on Fisher's protected LSD (P = 0.10).

Planted: May 13, 2013.

Harvested: October 15, 2013.

Seeding Rate: 4 seeds/foot in 36" rows.

Soil Type: Bonneau blanton loamy sand.

Soil Test: P = High, K = Low, and pH = 6.1.

Fertilization: 21 lb N, 64 lb P₂O₅, and 48 lb K₂O/acre. Sidedress: 160 lb N and 161 lb K₂O/acre.

Previous Crop: Peanuts.

Management: Disked and subsoiled; Prowl, Roundup, MSMA, and Cotoran used for weed control; Prevathon, Transform, Suspend, and Bidrin used for insect control; Abound used for fungal control.

	May	June	July	Aug.	Sept.	Oct.
Irrigation (in):	1.55	0.80	0	1.60	0.80	0
Rainfall (in):	3.50	9.40	15.25	8.60	2.30	0.70

Trials conducted by A. Coy, R. Brooke, D. Dunn, and B. McCranie.

Midville, Georgia: Earlier Maturity Cotton Variety Performance, 2013, Irrigated

Variety	Lint Yield lb/acre	Uniformity			Strength* g/tex	Micronaire*
		Lint* %	Index* %	Length* inches		
PX 300310 WRF	2142	41.6	83.7	1.15	29.5	4.3
PX 444413 WRF	2097	42.6	83.9	1.23	31.0	3.7
PHY 333 WRF	2006	41.9	84.7	1.23	31.7	4.0
PX 444414 WRF	2005	41.4	84.3	1.22	31.8	3.8
PHY 499 WRF	1988	43.0	84.9	1.20	32.2	4.7
GA2004143	1938	41.9	85.0	1.26	33.0	4.0
DP 1321 B2RF	1937	42.9	83.7	1.18	30.4	4.2
PHY339 WRF	1922	41.0	83.5	1.21	29.5	4.0
MON 12R224B2R2	1902	39.8	84.4	1.21	30.4	4.1
NG 1511 B2RF	1894	44.4	84.5	1.17	32.1	4.6
DG CT13125F	1879	42.3	84.5	1.22	30.5	4.0
GA2009037	1879	40.3	82.8	1.15	29.6	4.1
SSG HQ 210 CT	1875	40.4	82.6	1.14	31.2	4.5
DP 0912 B2RF	1866	41.6	83.7	1.14	30.5	4.6
SSG CT Linwood	1859	41.7	84.0	1.16	31.3	4.5
GA2009100	1856	42.6	83.7	1.22	36.1	4.2
ST 4946GLB2	1807	40.7	84.1	1.18	30.7	4.5
SSG AU 222	1802	41.7	84.4	1.20	30.9	4.1
DG CT12353	1802	42.1	84.3	1.19	31.1	4.5
GA2008016	1771	38.2	84.2	1.18	33.5	4.5
PHY 427 WRF	1747	39.2	83.5	1.19	31.3	4.0
DP 1034 B2RF	1741	43.3	84.8	1.22	29.3	4.0
GA2010098	1730	41.7	84.0	1.24	31.1	4.2
CG 3428 B2RF	1727	43.1	84.9	1.22	29.2	4.3
DG2285 B2RF	1727	40.2	83.0	1.17	30.4	4.1
PHY 417 WRF	1692	41.4	82.6	1.17	31.2	3.8
AM 1550 B2RF	1620	39.3	83.4	1.15	29.3	4.1
Average	1860	41.5	83.9	1.19	31.0	4.2
LSD 0.10	156	0.9	N.S. ¹	0.05	2.0	0.4
CV %	7.1	1.9	1.2	2.60	3.7	5.9

* A random quality sample was taken on the picker during cotton harvest and to determine percent lint fractions plot seed cotton was processed through a small gin in gin house on the UGA Tifton Campus.

1. The F-test indicated no statistical differences at the alpha = 0.10 probability level; therefore an LSD value was not calculated.

Bolding indicates entries not significantly different from highest yielding entry based on Fisher's protected LSD (P = 0.10).

Planted: May 15, 2013.

Harvested: November 12, 2013.

Seeding Rate: 4 seeds/foot in 36" rows.

Soil Type: Tifton sandy loam.

Soil Test: P = Medium, K = Medium, and pH = 6.0.

Fertilization: 30 lb N, 60 lb P₂O₅, and 90 lb K₂O/acre. Sidedress: 65 lb N/acre.

Previous Crop: Peanuts.

Management: Disked, field conditioned, subsoiled/bedded; Reflex, Prowl, Staple, Acephate, MSMA, and Diuron used for weed control; Stance and Mepiquat used for PGR; Temik, Prevathon, and Bidrin used for insect control; Telone II used for nematode control; Dropp and Folex ET used for defoliation; lime applied 1,000 lb/acre.

	May	June	July	Aug.	Sept.	Oct.	Nov.
Irrigation (in):	1.00	0.50	0.50	2.75	3.50	0	0
Rainfall (in):	1.85	14.83	6.12	5.03	1.31	0.70	1.78

Trials conducted by A. Coy, R. Brooke, D. Dunn, B. McCranie, K. Cobb, and R. Milton.

Plains, Georgia: Earlier Maturity Cotton Variety Performance, 2013, Irrigated

Variety	Lint Yield lb/acre	Lint* %	Uniformity		Strength* g/tex	Micronaire*
			Index* %	Length* inches		
PX 444413 WRF	2146	43.7	83.8	1.25	29.3	3.6
PHY 333 WRF	2131	44.9	83.6	1.18	31.6	4.7
PX 300310 WRF	2079	43.0	81.9	1.11	29.8	4.7
DP 1034 B2RF	2062	44.5	83.8	1.18	28.8	4.8
PHY 499 WRF	2015	45.1	83.8	1.16	30.1	4.8
AM 1550 B2RF	2004	43.0	83.8	1.13	27.6	4.7
PX 444414 WRF	1982	43.2	83.7	1.20	31.7	4.2
GA2009037	1980	42.6	83.3	1.20	31.4	4.6
DG CT13125F	1975	42.4	83.2	1.18	29.8	4.0
GA2009100	1914	43.6	84.2	1.21	33.5	4.3
SSG AU 222	1903	42.7	84.1	1.19	30.4	4.8
GA2010098	1896	43.0	83.6	1.21	33.1	4.6
NG 1511 B2RF	1883	44.3	84.7	1.18	31.7	4.9
SSG CT Linwood	1850	42.2	83.1	1.14	33.3	5.2
PHY339 WRF	1836	42.5	84.3	1.21	31.0	4.2
DP 0912 B2RF	1829	40.3	83.6	1.14	30.0	5.1
DP 1321 B2RF	1824	42.0	83.7	1.16	29.7	4.7
CG 3428 B2RF	1816	43.6	84.2	1.21	30.6	4.8
SSG HQ 210 CT	1800	42.0	83.0	1.12	32.4	4.8
GA2004143	1789	43.8	84.6	1.21	33.5	4.5
GA2008016	1756	39.0	84.0	1.20	31.5	4.6
DG2285 B2RF	1742	41.8	82.5	1.18	28.8	4.6
MON 12R224B2R2	1725	40.5	84.9	1.20	31.2	4.2
PHY 427 WRF	1714	41.8	83.2	1.13	30.9	4.0
DG CT12353	1666	41.8	84.1	1.14	31.9	5.2
ST 4946GLB2	1599	40.5	83.9	1.17	31.1	4.4
PHY 417 WRF	1467	42.0	83.4	1.14	29.8	4.3
Average	1866	42.6	83.7	1.17	30.9	4.5
LSD 0.10	148	0.9	N,S. ¹	0.04	2.4	0.4
CV %	6.8	1.8	1.2	1.89	4.7	5.0

* A random quality sample was taken on the picker during cotton harvest and to determine percent lint fractions plot seed cotton was processed through a small gin in gin house on the UGA Tifton Campus.

1. The F-test indicated no statistical differences at the alpha = 0.10 probability level; therefore an LSD value was not calculated.

Bolding indicates entries not significantly different from highest yielding entry based on Fisher's protected LSD (P = 0.10).

Planted: May 9, 2013.

Harvested: October 30, 2013.

Seeding Rate: 4 seeds/foot in 36" rows.

Soil Type: Greenville sandy loam.

Soil Test: P = Medium, K = Very High, and pH = 6.2.

Fertilization: 20 lb N, 91 lb P₂O₅, and 75 lb K₂O/acre. Sidedress: 90 lb N/acre.

Previous Crop: Soybeans

Management: Disked, chisel plowed, rototilled; Staple, Prowl, Reflex and one cultivation used for weed control; Bidrin and Sniper used for insect control; Pix used for PGR; Finish and ET® used for defoliation; boron applied 2.5 lb/acre; lime applied 700 lb/acre.

	May	June	July	Aug.	Sept.	Oct.
Irrigation (in):	0	0	0	1.00	0	0
Rainfall (in):	2.25	5.24	7.77	5.91	2.16	0.36

Trials conducted by A. Coy, R. Brooke, D. Dunn, B. McCranie, W. Jones, and D. Pearce.

Tifton, Georgia: Earlier Maturity Cotton Variety Performance, 2013, Irrigated

Variety	Lint Yield lb/acre	Uniformity			Strength* g/tex	Micronaire*
		Lint* %	Index* %	Length* inches		
PX 444414 WRF	1903	40.1	83.5	1.15	29.5	4.3
PX 300310 WRF	1870	39.4	81.9	1.14	28.7	4.6
PHY 499 WRF	1829	41.9	81.6	1.13	29.7	5.0
SSG HQ 210 CT	1811	39.9	82.2	1.11	28.2	5.0
PX 444413 WRF	1802	41.7	83.1	1.25	32.3	3.8
DP 1034 B2RF	1799	41.4	83.1	1.18	28.2	4.6
NG 1511 B2RF	1769	40.1	83.6	1.13	29.8	4.8
GA2009100	1705	39.8	83.6	1.23	30.9	4.1
SSG AU 222	1701	39.9	83.0	1.19	29.8	4.7
AM 1550 B2RF	1694	40.0	82.0	1.13	27.8	4.7
ST 4946GLB2	1689	40.7	82.4	1.10	29.8	5.0
GA2009037	1679	39.5	82.1	1.22	31.7	4.6
DP 1321 B2RF	1655	39.5	83.4	1.15	29.2	5.0
PHY 427 WRF	1655	39.6	81.7	1.12	28.9	4.4
GA2004143	1651	40.8	83.9	1.24	32.7	4.5
PHY 333 WRF	1650	41.4	83.4	1.17	30.4	4.5
DG CT12353	1640	40.8	82.7	1.14	30.1	5.0
DG2285 B2RF	1632	39.7	82.7	1.13	26.5	4.8
PHY339 WRF	1629	39.4	82.8	1.20	29.1	4.3
MON 12R224B2R2	1612	38.8	83.1	1.19	29.8	4.2
CG 3428 B2RF	1607	41.4	83.4	1.21	29.3	4.9
DP 0912 B2RF	1565	38.5	82.7	1.10	28.9	5.0
PHY 417 WRF	1523	40.2	82.4	1.14	28.5	4.1
GA2008016	1506	37.5	83.6	1.18	31.8	4.9
DG CT13125F	1491	40.7	82.4	1.18	29	4.4
GA2010098	1408	38.6	83.5	1.23	32.7	4.4
SSG CT Linwood	1181	39.1	82.8	1.12	31.6	5.1
Average	1654	40	82.8	1.16	29.8	4.6
LSD 0.10	168	0.7	N.S. ¹	0.04	1.6	0.2
CV %	8.6	1.5	0.9	2.06	3.2	2.7

* To determine percent lint fractions and quality parameters plot seed cotton was processed through the Micro-Gin located on the UGA Tifton Campus.

1. The F-test indicated no statistical differences at the alpha = 0.10 probability level; therefore an LSD value was not calculated.

Bolding indicates entries not significantly different from highest yielding entry based on Fisher's protected LSD (P = 0.10).

Planted: April 30, 2013.

Harvested: October 10, 2013.

Seeding Rate: 4 seeds/foot in 36" rows.

Soil Type: Tifton sandy loam.

Soil Test: P = Medium, K = Medium, and pH = 6.8.

Fertilization: 25 lb N, 88 lb P₂O₅, and 100 lb K₂O/acre. Sidedress: 70 lb N and 25 lb K₂O/acre.

Previous Crop: Peanuts.

Management: Disked, subsoiled and bedded; Reflex, Cotoran, and Prowl used for weed control; Orthene and Bidrin used for insect control; Pix used for PGR.

	May	June	July	Aug.	Sept.	Oct.
Irrigation (in):	0	1.75	0	1.00	0.75	0
Rainfall (in):	2.26	6.86	8.67	7.41	0	0

Trials conducted by A. Coy, S. Willis, R. Brooke, D. Dunn, and B. McCranie.

Yield Summary of Earlier Maturity Cotton Varieties, 2013, Irrigated

Variety	Lint Yield ^a					Lint %	Unif. Index %	Length in	Strength g/tex	Mic. units
	Bainbridge	Midville	Plains lb/acre	Tifton	4-Loc. Average					
PX 444413 WRF	1532 ²	2097 ²	2146 ¹	1802 ⁵	1894 ¹	43.2	83.9	1.25	31.4	3.9
PHY 499 WRF	1741 ¹	1988 ⁵	2015 ⁵	1829 ³	1893 ²	43.9	83.5	1.17	31.3	4.9
PX 300310 WRF	1428 ⁶	2142 ¹	2079 ³	1870 ²	1880 ³	42.1	82.6	1.14	29.7	4.6
PX 444414 WRF	1466 ³	2005 ⁴	1982 ⁷	1903 ¹	1839 ⁴	42.2	83.8	1.19	31.3	4.3
PHY 333 WRF	1390 ⁷	2006 ³	2131 ²	1650 ¹⁵	1794 ⁵	42.8	84.0	1.20	31.0	4.5
NG 1511 B2RF	1453 ⁵	1894 ¹⁰	1883 ¹³	1769 ⁷	1750 ⁶	45.0	84.3	1.17	31.9	5.0
DP 1034 B2RF	1289 ¹⁵	1741 ²⁰	2062 ⁴	1799 ⁶	1723 ⁷	43.0	83.9	1.20	29.8	4.6
SSG HQ 210 CT	1383 ⁸	1875 ¹²	1800 ¹⁹	1811 ⁴	1717 ⁸	41.0	82.6	1.13	31.0	4.9
GA2009037	1245 ²⁰	1879 ^{11T}	1980 ⁸	1679 ¹²	1696 ⁹	40.8	82.8	1.20	31.1	4.6
DP 1321 B2RF	1363 ¹⁰	1937 ⁷	1824 ¹⁷	1655 ^{13T}	1695 ¹⁰	41.9	83.7	1.17	30.3	4.8
SSG AU 222	1345 ¹²	1802 ^{17T}	1903 ¹¹	1701 ⁹	1688 ^{11T}	41.8	83.9	1.21	30.7	4.6
PHY339 WRF	1366 ^{9T}	1922 ⁸	1836 ¹⁵	1629 ¹⁸	1688 ^{11T}	41.7	83.7	1.20	30.2	4.3
DP 0912 B2RF	1455 ⁴	1866 ¹³	1829 ¹⁶	1565 ²¹	1679 ¹²	40.7	83.6	1.14	30.4	5.1
GA2009100	1234 ²¹	1856 ¹⁵	1914 ¹⁰	1705 ⁸	1677 ¹³	41.9	84.0	1.22	33.5	4.3
AM 1550 B2RF	1366 ^{9T}	1620 ²⁴	2004 ⁶	1694 ¹⁰	1671 ¹⁴	41.2	83.0	1.14	28.5	4.6
GA2004143	1270 ¹⁷	1938 ⁶	1789 ²⁰	1651 ¹⁴	1662 ¹⁵	42.5	84.4	1.24	33.2	4.5
MON 12R224B2R2	1352 ¹¹	1902 ⁹	1725 ²³	1612 ¹⁹	1648 ¹⁶	40.2	84.2	1.20	30.5	4.3
DG2285 B2RF	1313 ¹³	1727 ^{22T}	1742 ²²	1632 ¹⁷	1603 ¹⁷	41.3	83.0	1.17	28.7	4.6
ST 4946GLB2	1308 ¹⁴	1807 ¹⁶	1599 ²⁶	1689 ¹¹	1601 ¹⁸	41.1	83.6	1.16	31.2	4.9
DG CT13125F	1051 ²⁶	1879 ^{11T}	1975 ⁹	1491 ²⁴	1599 ¹⁹	41.9	83.7	1.21	30.5	4.2
PHY 427 WRF	1272 ¹⁶	1747 ¹⁹	1714 ²⁴	1655 ^{13T}	1597 ²⁰	40.7	83.0	1.15	30.3	4.3
GA2008016	1268 ¹⁹	1771 ¹⁸	1756 ²¹	1506 ²³	1575 ²¹	38.4	84.0	1.19	32.7	4.8
DG CT12353	1170 ²³	1802 ^{17T}	1666 ²⁵	1640 ¹⁶	1570 ²²	41.8	83.4	1.16	31.4	5.0
CG 3428 B2RF	1126 ²⁴	1727 ^{22T}	1816 ¹⁸	1607 ²⁰	1569 ²³	42.8	83.8	1.21	29.9	4.8
GA2010098	1211 ²²	1730 ²¹	1896 ¹²	1408 ²⁵	1561 ²⁴	41.5	83.9	1.23	32.7	4.4
SSG CT Linwood	1066 ²⁵	1859 ¹⁴	1850 ¹⁴	1181 ²⁶	1489 ²⁵	41.1	83.4	1.15	32.4	5.0
PHY 417 WRF	1269 ¹⁸	1692 ²³	1467 ³⁷	1523 ²²	1488 ²⁶	41.7	82.8	1.16	30.2	4.2
Average	1323	1860	1866	1654	1676	41.8	83.6	1.18	31.0	4.6
LSD 0.10	180	156	148	168	126	1.2	0.6	0.02	1.1	0.2
CV %	11.5	7.1	6.8	8.6	8.3	2.7	1.2	2.28	3.7	4.3

^a Superscripts indicate ranking at that location.

Bolding indicates entries not significantly different from highest yielding entry based on Fisher's protected LSD (P = 0.10).

Two-Year Summary of Earlier Maturity Cotton Varieties at Four Locations^a, 2012-2013, Irrigated

Variety	Lint Yield lb/acre	Uniformity		Length inches	Strength g/tex	Micronaire units
		Lint %	Index %			
PHY 499 WRF	2020	43.7	84.1	1.17	30.4	4.7
DP 1034 B2RF	1883	43.4	84.3	1.19	28.3	4.4
NG 1511 B2RF	1816	44.0	84.2	1.15	29.6	4.6
GA2009100	1809	42.2	84.3	1.21	31.8	4.1
GA2004143	1798	42.8	84.4	1.23	32.3	4.4
SSG AU 222	1764	41.6	84	1.21	29.2	4.4
DP 0912 B2RF	1758	40.6	83.5	1.13	29.4	4.8
DP 1321 B2RF	1727	41.9	83.8	1.16	29.1	4.5
AM 1550 B2RF	1685	40.7	83.1	1.14	27.7	4.3
SSG HQ 210 CT	1659	40.6	83.2	1.15	30.2	4.6
SSG CT Linwood	1628	41.5	83.8	1.13	31.0	4.9
Average	1777	42.1	83.9	1.17	29.9	4.5
LSD 0.10	61	0.5	0.6	0.01	0.8	0.1
CV %	8.3	2.9	1.1	2.09	4.4	4.5

^a Bainbridge, Midville, Plains, and Tifton.

Bolding indicates entries not significantly different from highest yielding entry based on Fisher's protected LSD (P = 0.10).

Bainbridge, Georgia: Later Maturity Cotton Variety Performance, 2013, Irrigated

Variety	Lint Yield lb/acre	Lint* %	Uniformity		Strength* g/tex	Micronaire* units
			Index* %	Length* inches		
DP 1252 B2RF	1613	45.4	85.6	1.20	31.6	5.2
PHY 499 WRF	1529	44.1	85.1	1.20	33.3	5.3
CG 3787 B2RF	1523	44.5	84.4	1.20	30.4	5.3
PX 553840 WRF	1502	43.7	85.2	1.18	31.7	5.1
DP 1050 B2RF	1461	43.6	85.3	1.24	28.8	4.9
PX 554010 WRF	1452	43.7	84.7	1.19	31.2	5.0
DP 1454NR B2RF	1439	43.8	83.7	1.19	31.1	5.2
PHY575 WRF	1435	41.4	84.2	1.27	32.5	4.8
NG 1511 B2RF	1425	45.9	83.8	1.18	32.3	5.4
PHY 599 WRF	1353	42.5	85.6	1.27	33.4	5.1
DP 1137 B2RF	1345	42.7	84.5	1.21	31.3	4.9
MON 13R352B2R2	1310	43.9	84.7	1.27	33.6	4.7
NG 5315 B2RF	1307	43.9	84.7	1.22	30.5	5.0
GA 230	1295	39.5	84.4	1.29	31.9	4.3
ST 6448GLB2	1292	40.7	85.2	1.27	31.8	4.8
ST4747GLB2	1290	43.1	83.3	1.21	31.2	4.6
GA2007095	1266	41.9	84.2	1.19	33.3	4.9
FM1944 GLB2	1248	39.3	84.5	1.24	34.9	5.0
DG2610 B2RF	1223	45.1	85.3	1.22	31.4	5.0
MON 12R242B2R2	1174	40.6	83.7	1.21	31.6	5.2
Average	1374	43.0	84.6	1.22	31.9	5.0
LSD 0.10	164	1.2	N.S. ¹	0.05	2.2	0.3
CV %	10.1	2.4	0.9	2.43	3.9	3.7

* A random quality sample was taken on the picker during cotton harvest and to determine percent lint fractions plot seed cotton was processed through a small gin in gin house on the UGA Tifton Campus.

1. The F-test indicated no statistical differences at the alpha = 0.10 probability level; therefore an LSD value was not calculated.

Bolding indicates entries not significantly different from highest yielding entry based on Fisher's protected LSD (P = 0.10).

Planted: May 13, 2013.

Harvested: October 15, 2013.

Seeding Rate: 4 seeds/foot in 36" rows.

Soil Type: Bonneau blanton loamy sand.

Soil Test: P = High, K = Low, and pH = 6.1.

Fertilization: 21 lb N, 64 lb P₂O₅, and 48 lb K₂O/acre. Sidedress: 160 lb N and 161 lb K₂O/acre.

Previous Crop: Peanuts.

Management: Disked and subsoiled; Prowl, Roundup, MSMA, and Cotoran used for weed control; Prevathon, Transform, Suspend, and Bidrin used for insect control; Abound used for fungal control.

	May	June	July	Aug.	Sept.	Oct.
Irrigation (in):	1.55	0.80	0	1.60	0.80	0
Rainfall (in):	3.50	9.40	15.25	8.60	2.30	0.70

Trials conducted by A. Coy, R. Brooke, D. Dunn, and B. McCranie.

Midville, Georgia: Later Maturity Cotton Variety Performance, 2013, Irrigated

Variety	Lint Yield lb/acre	Lint* %	Uniformity		Strength* g/tex	Micronaire* units
			Index* %	Length* inches		
PX 554010 WRF	2152	44.6	83.9	1.19	31.4	3.7
MON 13R352B2R2	2112	43.2	83.7	1.21	32.5	4.1
NG 1511 B2RF	2106	45.0	84.6	1.16	31.1	4.5
ST4747GLB2	2070	43.7	83.8	1.24	30.7	4.4
PX 553840 WRF	2013	42.0	85.1	1.19	31.7	4.1
ST 6448GLB2	1997	41.3	83.9	1.23	30.4	4.3
CG 3787 B2RF	1994	44.8	84.9	1.22	29.6	4.4
FM1944 GLB2	1990	40.4	84.8	1.26	32.5	4.3
NG 5315 B2RF	1975	44.9	85.4	1.21	28.6	4.3
PHY 499 WRF	1951	42.7	84.2	1.19	31.2	4.5
DP 1050 B2RF	1933	45.8	85.4	1.22	27.4	4.2
DP 1137 B2RF	1933	44.2	84.9	1.19	30.2	4.1
DP 1252 B2RF	1924	43.7	83.8	1.14	27.3	4.6
MON 12R242B2R2	1921	44.7	84.8	1.20	29.0	4.5
DG2610 B2RF	1907	44.3	84.7	1.24	29.7	4.3
DP 1454NR B2RF	1879	44.0	83.2	1.13	30.1	4.6
GA2007095	1871	41.5	83.7	1.19	31.5	4.1
PHY575 WRF	1870	40.5	85.0	1.27	31.5	3.9
GA 230	1765	40.0	83.5	1.23	30.9	4.1
PHY 599 WRF	1729	42.7	84.6	1.23	32.4	3.9
Average	1955	43.2	84.4	1.20	30.5	4.2
LSD 0.10	151	0.7	N.S. ¹	0.04	2.4	0.3
CV %	6.5	1.3	1.0	2.06	4.6	4.0

* A random quality sample was taken on the picker during cotton harvest and to determine percent lint fractions plot seed cotton was processed through a small gin in gin house on the UGA Tifton Campus.

1. The F-test indicated no statistical differences at the alpha = 0.10 probability level; therefore an LSD value was not calculated.

Bolding indicates entries not significantly different from highest yielding entry based on Fisher's protected LSD (P = 0.10).

Planted: May 15, 2013.

Harvested: November 12, 2013.

Seeding Rate: 4 seeds/foot in 36" rows.

Soil Type: Tifton sandy loam.

Soil Test: P = Medium, K = Medium, and pH = 6.0.

Fertilization: 30 lb N, 60 lb P₂O₅, and 90 lb K₂O/acre. Sidedress: 65 lb N/acre.

Previous Crop: Peanuts.

Management: Disked, field conditioned, subsoiled/bedded; Reflex, Prowl, Staple, Acephate, MSMA, and Diuron used for weed control; Stance and Mepiquat used for PGR; Temik, Prevathon, and Bidrin used for insect control; Telone II used for nematode control; Dropp and Folex ET used for defoliation; lime applied 1,000 lb/acre.

	May	June	July	Aug.	Sept.	Oct.	Nov.
Irrigation (in):	1.00	0.50	0.50	2.75	3.50	0	0
Rainfall (in):	1.85	14.83	6.12	5.03	1.31	0.70	1.78

Trials conducted by A. Coy, R. Brooke, D. Dunn, B. McCranie, K. Cobb, and R. Milton.

Plains, Georgia: Later Maturity Cotton Variety Performance, 2013, Irrigated

Variety	Lint Yield lb/acre	Lint* %	Uniformity		Strength* g/tex	Micronaire* units
			Index* %	Length* inches		
MON 13R352B2R2	2139	44.9	84.5	1.22	32.0	4.4
ST4747GLB2	2049	42.4	84.1	1.26	30.6	4.4
DP 1252 B2RF	2045	45.0	85.4	1.21	29.7	5.1
DP 1454NR B2RF	2030	42.7	83.4	1.19	31.4	4.9
PHY575 WRF	2014	40.8	84.7	1.25	30.2	4.2
PX 554010 WRF	2014	45.3	84.2	1.16	30.5	4.3
DP 1050 B2RF	1984	45.3	84.6	1.18	29.3	4.9
DP 1137 B2RF	1976	43.5	82.8	1.16	29.6	4.8
CG 3787 B2RF	1939	45.1	83.5	1.17	29.8	4.8
PHY 499 WRF	1890	44.6	85.4	1.16	32.5	5.0
MON 12R242B2R2	1878	43.9	84.8	1.18	28.3	4.9
FM1944 GLB2	1876	40.5	82.9	1.19	32.1	4.6
ST 6448GLB2	1867	41.3	84.7	1.23	30.2	4.9
NG 1511 B2RF	1855	44.3	83.9	1.17	30.8	4.8
GA2007095	1784	40.6	84.1	1.15	33.2	4.8
NG 5315 B2RF	1769	44.0	84.4	1.16	30.4	4.7
DG2610 B2RF	1769	44.2	83.9	1.17	28.4	4.8
PX 553840 WRF	1763	40.5	84.1	1.18	31.3	4.4
GA 230	1763	40.5	82.9	1.26	30.2	4.4
PHY 599 WRF	1636	44.0	84.6	1.23	31.4	4.6
Average	1902	43.2	84.1	1.19	30.6	4.7
LSD 0.10	157	0.8	N.S. ¹	0.03	2.1	0.4
CV %	7.0	1.7	1.0	1.36	4.0	5.1

* A random quality sample was taken on the picker during cotton harvest and to determine percent lint fractions plot seed cotton was processed through a small gin in gin house on the UGA Tifton Campus.

1. The F-test indicated no statistical differences at the alpha = 0.10 probability level; therefore an LSD value was not calculated.

Bolding indicates entries not significantly different from highest yielding entry based on Fisher's protected LSD (P = 0.10).

Planted: May 9, 2013.

Harvested: October 30, 2013.

Seeding Rate: 4 seeds/foot in 36" rows.

Soil Type: Greenville sandy loam.

Soil Test: P = Medium, K = Very High, and pH = 6.2.

Fertilization: 20 lb N, 91 lb P₂O₅, and 75 lb K₂O/acre. Sidedress: 90 lb N/acre.

Previous Crop: Soybeans

Management: Disked, chisel plowed, rototilled; Staple, Prowl, Reflex and one cultivation used for weed control; Bidrin and Sniper used for insect control; Pix used for PGR; Finish and ET® used for defoliation; boron applied 2.5 lb/acre; lime applied 700 lb/acre.

	May	June	July	Aug.	Sept.	Oct.
Irrigation (in):	0	0	0	1.00	0	0
Rainfall (in):	2.25	5.24	7.77	5.91	2.16	0.36

Trials conducted by A. Coy, R. Brooke, D. Dunn, B. McCranie, W. Jones, and D. Pearce.

Tifton, Georgia: Later Maturity Cotton Variety Performance, 2013, Irrigated

Variety	Lint Yield lb/acre	Lint* %	Uniformity		Strength* g/tex	Micronaire*
			Index* %	Length* inches		
MON 13R352B2R2	1871	42.2	82.7	1.18	31.6	4.7
PX 554010 WRF	1827	46.5	83.2	1.13	29.9	4.4
CG 3787 B2RF	1784	42.3	83.6	1.12	28.9	4.8
PHY575 WRF	1690	38.6	83.3	1.21	29.7	4.2
DP 1252 B2RF	1668	43.3	83.0	1.11	27.8	5.2
DP 1137 B2RF	1659	41.5	83.5	1.13	28.6	4.9
DP 1454NR B2RF	1638	39.4	82.9	1.14	30.1	5.1
MON 12R242B2R2	1627	40.5	83.3	1.15	27.5	5.0
ST 6448GLB2	1610	37.8	82.8	1.19	30.8	4.6
DP 1050 B2RF	1599	42.6	82.4	1.13	28.0	4.9
DG2610 B2RF	1571	41.4	83.6	1.14	29.2	4.8
PHY 499 WRF	1565	41.7	84.0	1.14	30.7	5.0
NG 5315 B2RF	1532	42.1	83.4	1.17	28.6	4.9
ST4747GLB2	1518	39.0	82.4	1.19	30.4	4.6
NG 1511 B2RF	1506	41.0	82.8	1.12	29.5	5.0
GA 230	1459	39.2	83.4	1.22	30.7	4.4
PX 553840 WRF	1354	38.7	83.8	1.15	32.0	4.5
PHY 599 WRF	1345	39.8	83.3	1.20	30.4	4.5
GA2007095	1336	38.2	82.5	1.12	29.7	4.7
FM1944 GLB2	1255	38.3	82.1	1.17	32.6	4.7
Average	1571	40.7	83.1	1.15	29.8	4.7
LSD 0.10	200	2.3	0.8	0.04	1.8	0.3
CV %	10.8	4.6	0.5	2.04	3.6	3.4

* To determine percent lint fractions and quality parameters plot seed cotton was processed through the Micro-Gin located on the UGA Tifton Campus.

Bolding indicates entries not significantly different from highest yielding entry based on Fisher's protected LSD (P = 0.10).

Planted: April 30, 2013.

Harvested: October 10, 2013.

Seeding Rate: 4 seeds/foot in 36" rows.

Soil Type: Tifton sandy loam.

Soil Test: P = Medium, K = Medium, and pH = 6.8.

Fertilization: 25 lb N, 88 lb P₂O₅, and 100 lb K₂O/acre. Sidedress: 70 lb N and 25 lb K₂O/acre.

Previous Crop: Peanuts.

Management: Disked, subsoiled and bedded; Reflex, Cotoran, and Prowl used for weed control; Orthene and Bidrin used for insect control; Pix used for PGR.

	May	June	July	Aug.	Sept.	Oct.
Irrigation (in):	0	1.75	0	1.00	0.75	0
Rainfall (in):	2.26	6.86	8.67	7.41	0	0

Trials conducted by A. Coy, S. Willis, R. Brooke, D. Dunn, and B. McCranie.

Yield Summary of Later Maturity Cotton Varieties, 2013, Irrigated

Variety	Lint Yield ^a					Lint %	Unif. Index %	Length in	Strength g/tex	Mic. units
	Bainbridge	Midville	Plains lb/acre	Tifton	4-Loc. Average					
PX 554010 WRF	1452 ⁶	2152 ¹	2014 ^{5T}	1827 ²	1861 ¹	45.0	84.0	1.16	30.7	4.3
MON 13R352B2R2	1310 ¹²	2112 ²	2139 ¹	1871 ¹	1858 ²	43.5	83.9	1.22	32.4	4.4
DP 1252 B2RF	1613 ¹	1924 ¹²	2045 ³	1668 ⁵	1813 ³	44.4	84.4	1.16	29.1	5.0
CG 3787 B2RF	1523 ³	1994 ⁷	1939 ⁸	1784 ³	1810 ⁴	44.2	84.1	1.17	29.7	4.8
PHY575 WRF	1435 ⁸	1870 ¹⁷	2014 ^{5T}	1690 ⁴	1752 ⁵	40.3	84.3	1.25	30.9	4.3
DP 1454NR B2RF	1439 ⁷	1879 ¹⁵	2030 ⁴	1638 ⁷	1746 ⁶	42.4	83.3	1.16	30.7	4.9
DP 1050 B2RF	1461 ⁵	1933 ^{11T}	1984 ⁶	1599 ¹⁰	1744 ⁷	44.3	84.4	1.19	28.3	4.7
PHY 499 WRF	1529 ²²	1951 ¹⁰	1890 ⁹	1565 ¹²	1734 ⁸	43.3	84.7	1.17	31.9	4.9
ST4747GLB2	1290 ¹⁶	2070 ⁴	2049 ²	1518 ¹⁴	1732 ⁹	42.0	83.4	1.22	30.7	4.5
DP 1137 B2RF	1345 ¹¹	1933 ^{11T}	1976 ⁷	1659 ⁶	1728 ¹⁰	43.0	83.9	1.17	29.9	4.7
NG 1511 B2RF	1425 ⁹	2106 ³	1855 ¹³	1506 ¹⁵	1723 ¹¹	44.0	83.7	1.16	30.9	4.9
ST 6448GLB2	1292 ¹⁵	1997 ⁶	1867 ¹²	1610 ⁹	1692 ¹²	40.3	84.1	1.23	30.8	4.6
PX 553840 WRF	1502 ⁴	2013 ⁵	1763 ^{16T}	1354 ¹⁷	1658 ¹³	41.2	84.5	1.17	31.6	4.5
MON 12R242B2R2	1174 ²⁰	1921 ¹³	1878 ¹⁰	1627 ⁸	1650 ¹⁴	42.4	84.1	1.18	29.1	4.9
NG 5315 B2RF	1307 ¹³	1975 ⁹	1769 ^{15T}	1532 ¹³	1646 ¹⁵	43.7	84.5	1.19	29.5	4.7
DG2610 B2RF	1223 ¹⁹	1907 ¹⁴	1769 ^{15T}	1571 ¹¹	1617 ¹⁶	43.7	84.4	1.19	29.7	4.7
FM1944 GLB2	1248 ¹⁸	1990 ⁸	1876 ¹¹	1255 ²⁰	1592 ¹⁷	39.6	83.6	1.21	33.0	4.6
GA 230	1295 ¹⁴	1765 ¹⁸	1763 ^{16T}	1459 ¹⁶	1570 ¹⁸	39.8	83.5	1.25	30.9	4.3
GA2007095	1266 ¹⁷	1871 ¹⁶	1784 ¹⁴	1336 ¹⁹	1564 ¹⁹	40.5	83.6	1.16	31.9	4.6
PHY 599 WRF	1353 ¹⁰	1729 ¹⁹	1636 ¹⁷	1345 ¹⁸	1515 ²⁰	42.3	84.5	1.23	31.9	4.5
Average	1374	1955	1902	1571	1700	42.5	84.0	1.19	30.7	4.6
LSD 0.10	164	151	157	200	121	1.2	0.7	0.02	0.9	0.2
CV %	10.1	6.5	7.0	10.8	8.4	2.8	0.9	1.98	4.0	4.1

^a Superscripts indicate ranking at that location.

Bolding indicates entries not significantly different from highest yielding entry based on Fisher's protected LSD (P = 0.10).

Two-Year Summary of Later Maturity Cotton Varieties at Four Locations^a, 2012-2013, Irrigated

Variety	Lint Yield lb/acre	Lint %	Uniformity		Strength g/tex	Micronaire units
			Index %	Length inches		
DP 1252 B2RF	1948	44.9	84.4	1.16	27.8	4.6
PHY 499 WRF	1909	43.4	84.8	1.18	30.3	4.6
CG 3787 B2RF	1906	44.2	84.3	1.17	28.2	4.5
DP 1050 B2RF	1889	44.1	84.2	1.18	27.5	4.4
DP 1137 B2RF	1878	43.5	84.1	1.16	28.3	4.4
DG2610 B2RF	1818	43.8	84.4	1.19	28.4	4.4
NG 1511 B2RF	1740	43.5	83.9	1.15	29.6	4.5
GA 230	1679	40.1	84.3	1.26	30.2	4.0
GA2007095	1645	40.7	84.1	1.18	30.4	4.3
Average	1824	43.1	84.3	1.18	28.9	4.4
LSD 0.10	66	0.3	0.5	0.02	0.7	0.1
CV %	8.8	1.6	1.0	2.22	4.2	4.5

^a Bainbridge, Midville, Plains, and Tifton.

Bolding indicates entries not significantly different from highest yielding entry based on Fisher's protected LSD (P = 0.10).

Midville, Georgia: Cotton Strains Performance, 2013, Irrigated

Variety	Lint Yield lb/acre	Lint* %	Uniformity		Strength* g/tex	Micronaire* units
			Index* %	Length* inches		
GA 2011004	2194	45.5	84.4	1.22	31.2	4.5
DGX 11W351 B2RF	2119	46.0	83.7	1.21	31.9	4.2
DP 1050 B2RF	2071	44.7	83.7	1.20	28.7	4.3
GA 2010074	2068	44.6	85.0	1.24	32.5	4.6
GA 2010102	2066	42.2	85.1	1.23	32.9	4.7
PHY 499 WRF	1979	43.5	84.6	1.18	30.9	4.5
NB502-47T	1965	42.2	83.9	1.20	30.7	3.9
CT13414	1964	44.6	85.2	1.17	27.8	4.4
GA 2011191	1945	41.9	84.8	1.21	32.4	4.4
MON 13R341B2R2	1929	45.2	85.2	1.23	32.8	4.6
PHY339 WRF	1915	40.6	82.9	1.20	30.2	3.8
NB502-68R	1890	43.6	84.1	1.23	32.9	4.0
DP 0912 B2RF	1880	41.4	84.0	1.16	30.6	4.6
GA 2010019	1874	41.5	84.6	1.23	33.5	4.4
GA 2010076	1841	40.7	84.8	1.27	33.7	4.1
NB502-55T	1836	42.4	84.5	1.20	33.6	4.3
DG CT13324 B2RF	1835	41.1	84.3	1.21	30.6	4.4
NB502-18R	1824	43.0	84.4	1.23	31.9	3.9
DP 1454NR B2RF	1820	42.4	82.7	1.16	32.7	4.7
NB502-54T	1803	41.2	83.3	1.24	29.6	4.0
Average	1941	42.9	84.2	1.21	31.5	4.3
LSD 0.10	175	1.0	1.0	0.04	1.8	0.3
CV %	7.6	1.9	0.7	2.18	3.2	4.0

* A random quality sample was taken on the picker during cotton harvest and to determine percent lint fractions plot seed cotton was processed through a small gin in gin house on the UGA Tifton Campus.

Bolding indicates entries not significantly different from highest yielding entry based on Fisher's protected LSD (P = 0.10).

Planted: May 15, 2013.

Harvested: November 12, 2013.

Seeding Rate: 4 seeds/foot in 36" rows.

Soil Type: Tifton sandy loam.

Soil Test: P = Medium, K = Medium, and pH = 6.0.

Fertilization: 30 lb N, 60 lb P₂O₅, and 90 lb K₂O/acre. Sidedress: 65 lb N/acre.

Previous Crop: Peanuts.

Management: Disked, field conditioned, subsoiled/bedded; Reflex, Prowl, Staple, Acephate, MSMA, and Diuron used for weed control; Stance and Mepiquat used for PGR;

Temik, Prevathon, and Bidrin used for insect control; Telone II used for nematode control; Dropp and Folex ET used for defoliation; lime applied 1,000 lb/acre.

	May	June	July	Aug.	Sept.	Oct.	Nov.
Irrigation (in):	1.00	0.50	0.50	2.75	3.50	0	0
Rainfall (in):	1.85	14.83	6.12	5.03	1.31	0.70	1.78

Trials conducted by A. Coy, R. Brooke, D. Dunn, B. McCranie, K. Cobb, and R. Milton.

Plains, Georgia: Cotton Strains Performance, 2013, Irrigated

Variety	Lint Yield lb/acre	Lint* %	Uniformity		Strength* g/tex	Micronaire* units
			Index* %	Length* inches		
DGX 11W351B2RF	2359	42.9	82.6	1.19	31.6	4.3
GA 2010102	2167	44.8	84.5	1.19	31.3	5.1
NB502-55T	2081	41.9	84.1	1.18	31.7	4.6
GA 2011004	2057	44.5	84.3	1.17	28.0	5.0
GA 2010076	2007	44.1	82.9	1.21	33.2	4.3
GA 2010019	2002	42.9	83.1	1.21	34.0	4.5
GA 2010074	1970	42.1	83.6	1.19	32.0	4.5
PHY 499 WRF	1915	45.0	84.3	1.16	33.0	5.0
DP 1050 B2RF	1894	44.3	84.3	1.18	28.3	4.6
MON 13R341B2R2	1870	43.4	83.7	1.17	34.7	5.0
DP 1454NR B2RF	1870	42.8	84.0	1.17	32.8	5.0
GA 2011191	1828	43.1	83.6	1.15	28.9	4.7
DP 0912 B2RF	1794	40.6	82.6	1.08	28.8	4.7
NB502-68R	1784	43.2	84.9	1.19	30.7	4.3
CT13414	1766	43.9	84.4	1.17	28.7	5.2
NB502-18R	1744	43.8	83.8	1.19	30.3	4.3
NB502-54T	1730	43.2	83.6	1.17	30.3	4.4
NB502-47T	1684	43.1	82.2	1.20	29.4	4.2
PHY339 WRF	1651	41.2	84.4	1.20	30.1	4.3
DG CT13324 B2RF	1623	43.4	84.7	1.22	31.4	4.6
Average	1890	43.2	83.7	1.18	30.9	4.6
LSD 0.10	178	1.1	1.1	0.03	2.0	0.3
CV %	8.0	2.2	0.8	1.61	3.8	4.1

* A random quality sample was taken on the picker during cotton harvest and to determine percent lint fractions plot seed cotton was processed through a small gin in gin house on the UGA Tifton Campus.

Bolding indicates entries not significantly different from highest yielding entry based on Fisher's protected LSD (P = 0.10).

Planted: May 9, 2013.

Harvested: October 30, 2013.

Seeding Rate: 4 seeds/foot in 36" rows.

Soil Type: Greenville sandy loam.

Soil Test: P = Medium, K = Very High, and pH = 6.2.

Fertilization: 20 lb N, 91 lb P₂O₅, and 75 lb K₂O/acre. Sidedress: 90 lb N/acre.

Previous Crop: Soybeans

Management: Disked, chisel plowed, rototilled; Staple, Prowl, Reflex and one cultivation used for weed control; Bidrin and Sniper used for insect control; Pix used for PGR; Finish and ET® used for defoliation; boron applied 2.5 lb/acre; lime applied 700 lb/acre.

	May	June	July	Aug.	Sept.	Oct.
Irrigation (in):	0	0	0	1.00	0	0
Rainfall (in):	2.25	5.24	7.77	5.91	2.16	0.36

Trials conducted by A. Coy, R. Brooke, D. Dunn, B. McCranie, W. Jones, and D. Pearce.

Tifton, Georgia: Cotton Strains Performance, 2013, Irrigated

Variety	Lint Yield lb/acre	Uniformity			Strength* g/tex	Micronaire*
		Lint* %	Index* %	Length* inches		
DP 1050 B2RF	2248	47.3	84.5	1.16	25.9	4.6
PHY 499 WRF	2232	47.5	84.1	1.13	29.1	5.1
DGX 11W351 B2RF	2225	48.2	83.4	1.13	29.2	5.0
DP 1454NR B2RF	2203	47.4	83.6	1.14	31.6	5.3
NB502-18R	2150	45.8	83.0	1.13	27.9	4.5
GA 2010102	2144	46.9	84.2	1.20	30.5	5.0
GA 2010074	2065	45.4	83.0	1.20	30.2	4.5
MON 13R341B2R2	2047	47.1	84.4	1.16	31.5	5.0
PHY339 WRF	2043	46.1	83.4	1.14	27.8	4.2
NB502-47T	2024	45.0	82.5	1.17	26.7	4.4
DP 0912 B2RF	2004	43.0	82.9	1.11	27.4	5.1
DG CT13324 B2RF	1969	45.8	83.5	1.15	29.5	4.9
CT13414	1964	48.0	83.6	1.12	27.7	5.0
NB502-55T	1877	45.5	85.0	1.20	29.9	4.8
GA 2011191	1860	45.6	83.6	1.16	29.8	4.7
NB502-68R	1801	44.9	85.5	1.21	30.0	4.5
GA 2010076	1652	44.1	82.8	1.21	30.8	4.3
GA 2010019	1640	42.7	84.1	1.21	32.6	4.9
GA 2011004	1487	47.6	83.7	1.14	29.6	5.0
NB502-54T	1475	46.6	83.1	1.16	28.5	4.7
Average	1956	46.0	83.7	1.16	29.3	4.7
LSD 0.10	246	1.2	1.2	0.03	2.1	0.4
CV %	10.6	2.3	0.9	1.60	4.1	4.8

* A random quality sample was taken on the picker during cotton harvest and to determine percent lint fractions plot seed cotton was processed through a small gin in gin house on the UGA Tifton Campus.

Bolding indicates entries not significantly different from highest yielding entry based on Fisher's protected LSD (P = 0.10).

Planted: April 30, 2013.

Harvested: October 24, 2013.

Seeding Rate: 4 seeds/foot in 36" rows.

Soil Type: Tifton sandy loam.

Soil Test: P = Medium, K = Medium, and pH = 6.8.

Fertilization: 25 lb N, 88 lb P₂O₅, and 100 lb K₂O/acre. Sidedress: 70 lb N and 25 lb K₂O/acre.

Previous Crop: Peanuts.

Management: Disked, subsoiled and bedded; Reflex, Cotoran, and Prowl used for weed control; Orthene and Bidrin used for insect control; Pix used for PGR.

	May	June	July	Aug.	Sept.	Oct.
Irrigation (in):	0	1.75	0	1.00	0.75	0
Rainfall (in):	2.26	6.86	8.67	7.41	0	0

Trials conducted by A. Coy, S. Willis, R. Brooke, D. Dunn, and B. McCranie.

Yield Summary of Cotton Strains, 2013, Irrigated

Variety	Lint Yield ^a				Lint %	Unif. Index %	Length inches	Strength g/tex	Mic. units
	Midville	Plains	Tifton	3-Loc. Average					
	lb/acre								
DGX 11W351 B2RF	2119 ²	2359 ¹	2225 ³	2234 ¹	45.7	83.2	1.17	30.9	4.5
GA 2010102	2066 ⁵	2167 ²	2144 ⁶	2126 ²	44.6	84.6	1.20	31.6	4.9
DP 1050 B2RF	2071 ³	1894 ⁹	2248 ¹	2071 ³	45.4	84.2	1.18	27.6	4.5
PHY 499 WRF	1979 ⁶	1915 ⁸	2232 ²	2042 ⁴	45.3	84.3	1.16	31.0	4.8
GA 2010074	2068 ⁴	1970 ⁷	2065 ⁷	2034 ⁵	44.0	83.9	1.21	31.6	4.5
DP 1454NR B2RF	1820 ¹⁹	1870 ^{10T}	2203 ⁴	1964 ⁶	44.2	83.4	1.15	32.4	5.0
MON 13R341B2R2	1929 ¹⁰	1870 ^{10T}	2047 ⁸	1949 ⁷	45.2	84.4	1.19	33.0	4.9
NB502-55T	1836 ¹⁶	2081 ³	1877 ¹⁴	1931 ⁸	43.2	84.5	1.19	31.7	4.6
GA 2011004	2194 ¹	2057 ⁴	1487 ¹⁹	1912 ⁹	45.9	84.1	1.18	29.6	4.8
NB502-18R	1824 ¹⁸	1744 ¹⁵	2150 ⁵	1906 ¹⁰	44.2	83.7	1.18	30.0	4.2
CT13414	1964 ⁸	1766 ¹⁴	1964 ¹³	1898 ¹¹	45.5	84.4	1.15	28.1	4.8
DP 0912 B2RF	1880 ¹³	1794 ¹²	2004 ¹¹	1893 ¹²	41.7	82.8	1.11	28.9	4.8
NB502-47T	1965 ⁷	1684 ¹⁷	2024 ¹⁰	1891 ¹³	43.4	82.9	1.19	28.9	4.2
GA 2011191	1945 ⁹	1828 ¹¹	1860 ¹⁵	1878 ¹⁴	43.6	84.0	1.17	30.3	4.6
PHY339 WRF	1915 ¹¹	1651 ¹⁸	2043 ⁹	1870 ¹⁵	42.6	83.5	1.18	29.4	4.1
GA 2010019	1874 ¹⁴	2002 ⁹	1640 ¹⁸	1839 ¹⁶	42.4	83.9	1.21	33.4	4.6
GA 2010076	1841 ¹⁵	2007 ⁸	1652 ¹⁷	1833 ¹⁷	43.0	83.5	1.23	32.5	4.2
NB502-68R	1890 ¹²	1784 ¹³	1801 ¹⁶	1825 ¹⁸	43.9	84.8	1.21	31.2	4.3
DG CT13324 B2RF	1835 ¹⁷	1623 ¹⁹	1969 ¹²	1809 ¹⁹	43.4	84.1	1.19	30.5	4.6
NB502-54T	1803 ²⁰	1730 ¹⁶	1475 ²⁰	1669 ²⁰	43.7	83.3	1.19	29.4	4.4
Average	1941	1890	1956	1929	44.1	83.9	1.18	30.6	4.6
LSD 0.10	175	178	246	232	1.5	0.8	0.03	1.6	0.2
CV %	7.6	8.0	10.6	8.9	2.2	0.8	1.83	3.7	4.4

^a Superscripts indicate ranking at that location.

Bolding indicates entries not significantly different from highest yielding entry based on Fisher's protected LSD (P = 0.10).

Athens, Georgia: Dryland Earlier Maturity Cotton Variety Performance, 2013

Variety	Lint Yield lb/acre	Lint* %	Uniformity		Strength* g/tex	Micronaire* units
			Index* %	Length* inches		
PHY 333 WRF	1626	47.4	84.0	1.15	31.6	4.6
PX 300310 WRF	1512	46.6	82.5	1.12	31.1	4.5
PX 444414 WRF	1450	47.4	83.3	1.15	32.5	4.5
ST 4946GLB2	1387	45.2	82.9	1.13	31.9	4.7
DP 0912 B2RF	1304	44.4	83.3	1.10	32.6	5.0
MON 12R224B2R2	1293	46.1	84.4	1.17	32.6	4.5
SSG AU 222	1278	44.4	84.3	1.22	32.3	4.4
PHY 427 WRF	1247	44.4	84.4	1.15	33.1	4.5
DG CT13125F	1234	46.6	83.8	1.19	31.0	4.4
SSG HQ 210 CT	1214	43.9	84.1	1.13	33.4	4.7
PHY 499 WRF	1194	47.2	84.2	1.15	35.0	5.0
GA2010098	1152	47.7	83.5	1.19	33.7	4.4
PHY 417 WRF	1132	47.1	83.7	1.14	32.7	4.2
PX 444413 WRF	1097	46.9	82.5	1.21	33.3	3.9
PHY339 WRF	1091	45.0	84.3	1.17	32.3	4.4
DG2285 B2RF	1067	44.8	82.5	1.13	31.3	4.5
SSG CT Linwood	1051	47.0	84.1	1.13	35.3	5.1
AM 1550 B2RF	1027	44.4	81.7	1.12	28.8	4.5
GA2008016	976	42.5	83.6	1.19	33.7	4.7
GA2004143	958	49.3	83.0	1.18	35.5	4.4
NG 1511 B2RF	939	46.9	83.3	1.11	32.1	4.9
GA2009037	928	43.8	82.3	1.21	33.3	4.5
DP 1034 B2RF	927	45.7	84.2	1.17	30.6	4.4
DP 1321 B2RF	926	46.2	82.8	1.11	30.6	5.0
GA2009100	834	45.2	84.0	1.18	34.4	4.5
DG CT12353	724	46.0	84.4	1.14	32.6	4.9
CG 3428 B2RF	573	43.4	84.2	1.21	30.8	4.4
Average	1116	45.8	83.5	1.15	32.5	4.5
LSD 0.10	209	1.0	N.S. ¹	0.04	1.8	0.4
CV %	15.9	1.8	1.0	1.92	3.2	4.9

* A random quality sample was taken on the picker during cotton harvest and to determine percent lint fractions plot seed cotton was processed through a small gin in gin house on the UGA Tifton Campus.

1. The F-test indicated no statistical differences at the alpha = 0.10 probability level; therefore an LSD value was not calculated.

Bolding indicates entries not significantly different from highest yielding entry based on Fisher's protected LSD (P = 0.10).

Planted: May 15, 2013.

Harvested: December 12, 2013.

Seeding Rate: 4 seeds/foot in 36" rows.

Soil Type: Cecil sandy loam.

Soil Test: P = Medium, K = Medium, and pH = 6.4.

Fertilization: 14 lb N, 52 lb P₂O₅, and 105 lb K₂O/acre. Sidedress: 100 lb N/acre.

Previous Crop: Soybeans.

Management: Disked, chisel plowed, field conditioned; Triflurian, Reflec, and Cotoran used for weed control; Telone II used for nematode control.

Rainfall (in):	May	June	July	Aug.	Sept.	Oct.	Nov.	Dec.
	4.13	10.59	9.19	4.87	3.44	0.67	2.12	1.95

Trials conducted by J. Gasset, G. Ware, J. Griffin, and H. Yeomans.

Midville, Georgia: Dryland Earlier Maturity Cotton Variety Performance, 2013

Variety	Lint Yield lb/acre	Lint* %	Uniformity		Strength* g/tex	Micronaire* units
			Index* %	Length* inches		
PX 444413 WRF	2167	42.4	84.0	1.29	31.8	3.6
PX 444414 WRF	2104	43.3	85.2	1.20	31.8	4.3
CG 3428 B2RF	2091	42.5	84.6	1.19	29.4	4.4
ST 4946GLB2	2074	41.2	84.0	1.17	30.4	4.4
PHY 499 WRF	2066	43.1	84.3	1.16	32.8	4.7
PHY339 WRF	2037	39.7	84.2	1.20	31.8	4.0
PX 300310 WRF	2024	42.1	84.3	1.16	30.2	4.2
MON 12R224B2R2	2007	41.7	83.2	1.17	30.3	4.2
PHY 333 WRF	1994	41.6	85.4	1.24	33.2	4.1
GA2010098	1990	40.1	83.8	1.23	32.5	4.3
DP 1321 B2RF	1942	40.7	85.3	1.18	31.7	4.8
GA2009037	1937	40.4	82.1	1.21	30.9	4.3
DG2285 B2RF	1907	40.7	83.8	1.19	29.8	4.1
GA2004143	1904	42.4	84.0	1.21	33.2	4.3
DG CT13125F	1902	42.5	84.8	1.21	30.9	4.4
NG 1511 B2RF	1900	42.1	85.1	1.17	31.5	4.5
PHY 427 WRF	1857	40.0	83.3	1.18	31.4	4.1
DP 1034 B2RF	1853	43.4	85.4	1.24	29.3	4.4
SSG AU 222	1850	40.1	83.5	1.19	29.0	4.4
GA2009100	1839	40.7	84.4	1.22	33.3	4.1
DP 0912 B2RF	1831	39.5	83.1	1.13	30.6	4.5
SSG HQ 210 CT	1827	38.3	82.4	1.14	29.8	4.2
PHY 417 WRF	1793	41.4	83.8	1.18	30.1	4.1
GA2008016	1763	36.6	84.7	1.20	34.5	4.7
SSG CT Linwood	1719	41.6	84.2	1.17	32.8	4.5
AM 1550 B2RF	1692	40.3	83.4	1.16	30.1	4.4
DG CT12353	1689	39.1	84.8	1.21	33.3	4.3
Average	1917	41.0	84.1	1.19	31.3	4.3
LSD 0.10	218	1.0	N.S. ¹	0.04	2.3	0.2
CV %	9.7	2.1	1.2	2.09	4.3	3.2

* A random quality sample was taken on the picker during cotton harvest and to determine percent lint fractions plot seed cotton was processed through a small gin in gin house on the UGA Tifton Campus.

1. The F-test indicated no statistical differences at the alpha = 0.10 probability level; therefore an LSD value was not calculated.

Bolding indicates entries not significantly different from highest yielding entry based on Fisher's protected LSD (P = 0.10).

Planted: May 15, 2013.

Harvested: November 11, 2013.

Seeding Rate: 4 seeds/foot in 36" rows.

Soil Type: Dothan loamy sand.

Soil Test: P = Medium, K = Medium, and pH = 6.0.

Fertilization: 30 lb N, 80 lb P₂O₅, and 80 lb K₂O/acre. Sidedress: 65 lb N/acre.

Previous Crop: Peanuts.

Management: Disked, field conditioned, subsoiled/bedded; Reflex, Prowl, Staple, Acephate, MSMA, Diuron, and Intensity used for weed control; Stance and Mepiquat used for PGR; Temik, Prevathon, and Bidrin used for insect control; Telone II used for nematode control; Dropp and Folex ET used for defoliation.

	May	June	July	Aug.	Sept.	Oct.	Nov.
Rainfall (in):	1.85	14.83	6.12	5.03	1.31	0.70	1.78

Trials conducted by A. Coy, R. Brooke, D. Dunn, B. McCranie, K. Cobb, and R. Milton.

Plains, Georgia: Dryland Earlier Maturity Cotton Variety Performance, 2013

Variety	Lint Yield lb/acre	Lint* %	Uniformity		Strength* g/tex	Micronaire* units
			Index* %	Length* inches		
PX 444413 WRF	2240	44.9	85.2	1.27	31.3	3.7
PHY 499 WRF	2113	45.1	84.6	1.18	32.2	4.7
PX 300310 WRF	2078	43.3	84.3	1.16	31.0	4.4
PHY 333 WRF	2033	44.6	84.8	1.21	31.5	4.4
PHY339 WRF	1958	43.9	84.9	1.21	30.1	4.4
DP 1034 B2RF	1941	43.6	84.7	1.20	29.7	4.5
CG 3428 B2RF	1936	46.6	85.0	1.22	29.5	4.8
GA2009037	1923	42.1	82.7	1.17	28.7	4.7
MON 12R224B2R2	1922	42.1	84.4	1.21	29.9	4.1
PX 444414 WRF	1908	44.0	83.7	1.20	30.8	4.2
DG CT13125F	1896	43.4	83.8	1.18	30.8	4.2
NG 1511 B2RF	1891	45.2	84.6	1.17	31.1	4.9
SSG HQ 210 CT	1867	42.7	82.5	1.11	30.6	4.6
AM 1550 B2RF	1845	43.5	82.7	1.13	27.5	4.4
GA2008016	1823	39.7	84.1	1.16	32.0	4.9
SSG AU 222	1807	43.5	84.1	1.20	30.5	4.2
GA2010098	1807	44.0	84.6	1.21	31.5	4.5
PHY 427 WRF	1806	42.3	83.7	1.16	30.7	4.0
DP 1321 B2RF	1796	44.0	84.8	1.16	31.3	4.7
DP 0912 B2RF	1787	41.6	83.8	1.15	30.9	4.6
GA2009100	1777	44.8	85.2	1.22	32.8	4.3
SSG CT Linwood	1757	41.8	84.7	1.18	33.7	4.8
ST 4946GLB2	1746	43.4	83.9	1.14	30.3	4.7
DG2285 B2RF	1659	41.3	83.9	1.14	29.2	4.4
DG CT12353	1617	42.5	83.3	1.14	30.8	4.8
GA2004143	1580	44.3	84.3	1.22	34.7	4.4
PHY 417 WRF	1564	43.2	83.5	1.17	31.4	4.1
Average	1855	43.4	84.1	1.18	30.9	4.4
LSD 0.10	197	0.9	1.3	0.03	2.0	0.4
CV %	9.0	1.8	0.9	1.73	3.7	5.7

* A random quality sample was taken on the picker during cotton harvest and to determine percent lint fractions plot seed cotton was processed through a small gin in gin house on the UGA Tifton Campus.

Bolding indicates entries not significantly different from highest yielding entry based on Fisher's protected LSD (P = 0.10).

Planted: May 9, 2013.

Harvested: October 31, 2013.

Seeding Rate: 4 seeds/foot in 36" rows.

Soil Type: Greenville sandy loam

Soil Test: P = Low, K = High, and pH = 6.3.

Fertilization: 20 lb N, 91 lb P₂O₅, and 75 lb K₂O/acre. Sidedress: 90 lb N/acre.

Previous Crop: Soybeans.

Management: Disked, chisel plowed, rototilled; Staple and one cultivation used for weed control; Bidrin and Sniper used for insect control; Pix used for PGR; Finish and ET® used for defoliation; boron applied 2.5 lb/acre; lime applied 800 lb/acre.

Rainfall (in):	May	June	July	Aug.	Sept.	Oct.
	2.25	5.24	7.77	5.91	2.16	0.36

Trials conducted by A. Coy, R. Brooke, D. Dunn, B. McCranie, W. Jones, and D. Pearce.

Tifton, Georgia: Dryland Earler Maturity Cotton Variety Performance, 2013

Variety	Lint Yield lb/acre	Uniformity			Strength* g/tex	Micronaire* units
		Lint* %	Index* %	Length* inches		
NG 1511 B2RF	1891	46.2	83.5	1.11	30.2	4.9
PHY 499 WRF	1826	47.1	82.6	1.13	30.4	4.9
CG 3428 B2RF	1770	45.5	83.8	1.16	30.8	5.0
SSG HQ 210 CT	1757	42.5	81.6	1.08	29.2	4.9
DP 1034 B2RF	1732	45.7	83.6	1.16	28.3	4.6
GA2009037	1701	44.4	83.1	1.18	32.7	5.1
DG CT13125F	1692	46.6	83.6	1.12	28.7	4.5
AM 1550 B2RF	1679	45.4	82.1	1.08	26.5	4.8
MON 12R224B2R2	1659	43.9	81.8	1.15	28.4	4.1
PHY 333 WRF	1659	49.0	84.3	1.16	30.4	4.3
PX 444413 WRF	1657	45.6	85.3	1.28	31.2	3.8
PX 444414 WRF	1651	46.2	82.2	1.16	31.4	3.9
DG CT12353	1617	44.7	83.3	1.13	30.7	5.1
GA2008016	1612	40.8	83.1	1.17	31.8	5.0
ST 4946GLB2	1610	43.0	82.3	1.12	33.0	5.0
PHY339 WRF	1600	45.6	83.2	1.19	30.2	4.9
SSG AU 222	1593	45.4	83.6	1.18	30.8	4.7
GA2004143	1587	43.2	83.2	1.24	32.9	4.4
DP 1321 B2RF	1584	46.6	82.9	1.09	30.1	5.3
GA2009100	1578	45.4	84.5	1.18	33.7	4.3
PHY 427 WRF	1561	41.2	82.8	1.18	31.2	4.1
SSG CT Linwood	1519	43.4	83.5	1.11	33.7	5.2
GA2010098	1506	40.9	82.5	1.17	31.8	3.9
DG2285 B2RF	1501	43.5	84.0	1.15	29.6	4.7
PX 300310 WRF	1484	44.6	82.3	1.10	29.6	4.9
DP 0912 B2RF	1483	43.4	83.3	1.10	29.3	4.9
PHY 417 WRF	1191	44.7	82.4	1.13	31.1	4.3
Average	1619	44.6	83.1	1.15	30.6	4.6
LSD 0.10	215	1.8	1.4	0.05	2.8	0.4
CV %	11.3	3.4	1.0	2.81	5.4	5.5

* A random quality sample was taken on the picker during cotton harvest and to determine percent lint fractions plot seed cotton was processed through a small gin in gin house on the UGA Tifton Campus.

Bolding indicates entries not significantly different from highest yielding entry based on Fisher's protected LSD (P = 0.10).

Planted: April 30, 2013.

Harvested: October 24, 2013.

Seeding Rate: 4 seeds/foot in 36" rows.

Soil Type: Tifton sandy loam.

Soil Test: P = Medium, K = Medium, and pH = 7.1.

Fertilization: 25 lb N, 88 lb P₂O₅, and 100 lb K₂O/acre. Sidedress: 70 lb N and 25 lb K₂O/acre.

Previous Crop: Peanuts.

Management: Disked, subsoiled and bedded; Reflex, Cotoran, and Prowl used for weed control; Orthene and Bidrin used for insect control; Pix used for PGR.

	May	June	July	Aug.	Sept.	Oct.
Rainfall (in):	2.26	6.86	8.67	7.41	0	0

Trials conducted by A. Coy, S. Willis, R. Brooke, D. Dunn, and B. McCranie.

Yield Summary of Dryland Earlier Maturity Cotton Varieties, 2013

Variety	Lint Yield ^a					Lint %	Unif. Index %	Length in	Strength g/tex	Mic. units
	Athens	Midville	Plains lb/acre	Tifton	4-Loc. Average					
PHY 333 WRF	1626 ¹	1994 ⁹	2033 ⁴	1659 ^{9T}	1828 ¹	45.7	84.6	1.19	31.6	4.4
PHY 499 WRF	1194 ¹¹	2066 ⁵	2113 ²	1826 ²	1800 ²	45.6	83.9	1.15	32.6	4.8
PX 444413 WRF	1097 ¹⁴	2167 ¹	2240 ¹	1657 ¹⁰	1790 ³	44.9	84.2	1.26	31.9	3.7
PX 444414 WRF	1450 ³	2104 ²	1908 ¹⁰	1651 ¹¹	1778 ⁴	45.2	83.6	1.18	31.6	4.2
PX 300310 WRF	1512 ²	2024 ⁷	2078 ³	1484 ²⁴	1774 ⁵	44.1	83.3	1.13	30.5	4.5
MON 12R224B2R2	1293 ⁶	2007 ⁸	1922 ⁹	1659 ^{9T}	1720 ⁶	43.4	83.4	1.17	30.3	4.2
ST 4946GLB2	1387 ⁴	2074 ⁴	1746 ²²	1610 ¹⁴	1704 ⁷	43.2	83.3	1.14	31.4	4.7
DG CT13125F	1234 ⁹	1902 ¹⁵	1896 ¹¹	1692 ⁷	1681 ⁸	44.8	84.0	1.17	30.3	4.3
PHY339 WRF	1091 ¹⁵	2037 ⁶	1958 ⁵	1600 ¹⁵	1671 ⁹	43.5	84.1	1.19	31.1	4.4
SSG HQ 210 CT	1214 ¹⁰	1827 ²²	1867 ¹³	1757 ⁴	1666 ¹⁰	41.9	82.6	1.11	30.7	4.6
NG 1511 B2RF	939 ²¹	1900 ¹⁶	1891 ¹²	1891 ¹	1655 ¹¹	45.1	84.1	1.14	31.2	4.8
SSG AU 222	1278 ⁷	1850 ¹⁹	1807 ^{16T}	1593 ¹⁶	1632 ¹²	43.4	83.9	1.19	30.7	4.4
GA2009037	928 ²²	1937 ¹²	1923 ⁸	1701 ⁶	1622 ¹³	42.7	82.5	1.19	31.4	4.6
PHY 427 WRF	1247 ⁸	1857 ¹⁷	1806 ¹⁷	1561 ²⁰	1618 ¹⁴	42.0	83.5	1.16	31.6	4.2
GA2010098	1152 ¹²	1990 ¹⁰	1807 ^{16T}	1506 ²²	1614 ¹⁵	43.2	83.6	1.20	32.4	4.2
DP 1034 B2RF	927 ²³	1853 ¹⁸	1941 ⁶	1732 ⁵	1613 ¹⁶	44.6	84.5	1.19	29.4	4.5
DP 0912 B2RF	1304 ⁵	1831 ²¹	1787 ¹⁹	1483 ²⁵	1601 ¹⁷	42.2	83.3	1.12	30.8	4.7
CG 3428 B2RF	573 ²⁷	2091 ³	1936 ⁷	1770 ³	1593 ¹⁸	44.5	84.4	1.19	30.1	4.6
DP 1321 B2RF	926 ²⁴	1942 ¹¹	1796 ¹⁸	1584 ¹⁸	1562 ¹⁹	44.4	83.9	1.13	30.9	4.9
AM 1550 B2RF	1027 ¹⁸	1692 ²⁶	1845 ¹⁴	1679 ⁸	1561 ²⁰	43.4	82.5	1.12	28.2	4.5
GA2008016	976 ¹⁹	1763 ²⁴	1823 ¹⁵	1612 ¹³	1543 ²¹	39.9	83.8	1.18	33.0	4.8
DG2285 B2RF	1067 ¹⁶	1907 ¹³	1659 ²³	1501 ²³	1533 ²²	42.6	83.6	1.15	29.9	4.4
SSG CT Linwood	1051 ¹⁷	1719 ²⁵	1757 ²¹	1519 ²¹	1511 ²³	43.5	84.1	1.15	33.9	4.9
GA2004143	958 ²⁰	1904 ¹⁴	1580 ²⁵	1587 ¹⁷	1507 ^{24T}	44.8	83.6	1.21	34.1	4.4
GA2009100	834 ²⁵	1839 ²⁰	1777 ²⁰	1578 ¹⁹	1507 ^{24T}	44.0	84.5	1.20	33.5	4.3
PHY 417 WRF	1132 ¹³	1793 ²³	1564 ²⁶	1191 ²⁶	1420 ²⁵	44.1	83.3	1.15	31.3	4.1
DG CT12353	724 ²⁶	1689 ²⁷	1617 ²⁴	1617 ¹²	1412 ²⁶	43.1	83.9	1.15	31.8	4.8
Average	1116	1917	1855	1619	1627	43.7	83.7	1.17	31.3	4.5
LSD 0.10	209	218	197	215	174	1.4	0.8	0.02	1.1	0.2
CV %	15.9	9.7	9.0	11.3	10.9	2.4	1.0	2.17	4.2	5.0

^a Superscripts indicate ranking at that location.

Bolding indicates entries not significantly different from highest yielding entry based on Fisher's protected LSD (P = 0.10).

Two-Year Summary of Dryland Earlier Maturity Cotton Varieties at Four Locations^a, 2012-2013

Variety	Lint Yield lb/acre	Uniformity		Length inches	Strength g/tex	Micronaire units
		Lint %	Index %			
PHY 499 WRF	1593	46.0	84.1	1.15	31.5	5.0
DP 1034 B2RF	1436	45.3	84.4	1.18	28.8	4.6
DP 1321 B2RF	1412	44.8	83.7	1.13	30.0	5.0
NG 1511 B2RF	1398	45.8	83.8	1.13	30.4	4.9
GA2009100	1397	44.8	83.9	1.18	32.4	4.6
DP 0912 B2RF	1390	42.9	83.4	1.12	30.0	5.0
SSG HQ 210 CT	1357	42.1	82.8	1.12	30.6	4.7
GA2004143	1341	44.7	84.3	1.20	33.3	4.6
SSG AU 222	1335	43.2	83.4	1.17	29.6	4.6
SSG CT Linwood	1324	43.4	84.0	1.13	32.3	4.9
AM 1550 B2RF	1312	43.3	82.8	1.12	28.1	4.6
Average	1391	44.2	83.7	1.15	30.6	4.8
LSD 0.10	60	0.5	0.5	0.02	0.7	0.1
CV %	10.5	2.7	1.1	2.37	4.1	4.7

^a Athens, Midville, Plains, and Tifton.

Bolding indicates entries not significantly different from highest yielding entry based on Fisher's protected LSD (P = 0.10).

Athens, Georgia: Dryland Later Maturity Cotton Variety Performance, 2013

Variety	Lint Yield lb/acre	Lint* %	Uniformity		Strength* g/tex	Micronaire* units
			Index* %	Length* inches		
ST4747GLB2	1534	47.8	83.8	1.21	32.9	4.8
PX 554010 WRF	1491	45.6	84.1	1.17	31.8	4.3
PX 553840 WRF	1434	46.3	84.0	1.16	34.7	4.4
PHY 499 WRF	1358	47.7	83.9	1.13	33.6	5.1
FM1944 GLB2	1277	43.0	83.2	1.19	35.5	4.8
NG 1511 B2RF	1237	46.8	82.9	1.18	32.3	4.5
PHY575 WRF	1179	47.1	83.9	1.19	32.6	4.9
GA2007095	1156	45.5	83.4	1.15	32.6	4.9
MON 12R242B2R2	1130	45.9	83.8	1.14	30.4	5.1
ST 6448GLB2	966	44.8	83.6	1.19	33.2	4.5
GA 230	963	45.0	83.6	1.21	33.8	4.5
DP 1454NR B2RF	927	47.5	82.6	1.13	31.4	5.0
DP 1050 B2RF	909	48.6	84.2	1.17	31.4	4.8
MON 13R352B2R2	903	47.7	83.1	1.18	34.7	4.8
DP 1137 B2RF	893	45.4	83.7	1.13	29.8	4.7
CG 3787 B2RF	868	47.7	84.4	1.16	32.3	4.9
PHY 599 WRF	827	47.5	82.5	1.17	32.5	4.5
DG2610 B2RF	769	47.9	83.7	1.16	30.7	4.7
NG 5315 B2RF	757	47.6	83.8	1.15	30.4	4.6
DP 1252 B2RF	736	46.8	82.6	1.11	30.6	5.1
Average	1066	46.6	83.5	1.16	32.3	4.7
LSD 0.10	145	1.2	N.S. ¹	N.S.	2.2	0.4
CV %	11.5	2.1	0.7	2.75	4.0	4.8

* A random quality sample was taken on the picker during cotton harvest and to determine percent lint fractions plot seed cotton was processed through a small gin in gin house on the UGA Tifton Campus.

1. The F-test indicated no statistical differences at the alpha = 0.10 probability level; therefore an LSD value was not calculated.

Bolding indicates entries not significantly different from highest yielding entry based on Fisher's protected LSD (P = 0.10).

Planted: May 15, 2013.

Harvested: December 12, 2013.

Seeding Rate: 4 seeds/foot in 36" rows.

Soil Type: Cecil sandy loam.

Soil Test: P = Medium, K = Medium, and pH = 6.4.

Fertilization: 14 lb N, 52 lb P₂O₅, and 105 lb K₂O/acre. Sidedress: 100 lb N/acre.

Previous Crop: Soybeans.

Management: Disked, chisel plowed, field conditioned; Triflurian, Reflex, and Cotoran used for weed control; Telone II used for nematode control.

	May	June	July	Aug.	Sept.	Oct.	Nov.	Dec.
Rainfall (in):	4.13	10.59	9.19	4.87	3.44	0.67	2.12	1.95

Trials conducted by J. Gassett, G. Ware, J. Griffin, and H. Yeomans.

Midville, Georgia: Dryland Later Maturity Cotton Variety Performance, 2013

Variety	Lint Yield lb/acre	Lint* %	Uniformity		Strength* g/tex	Micronaire* units
			Index* %	Length* inches		
NG 1511 B2RF	2091	44.9	84.0	1.15	31.5	4.9
MON 13R352B2R2	2077	46.1	86.6	1.25	32.1	4.3
PX 554010 WRF	2035	45.4	85.4	1.19	31.3	4.4
DP 1050 B2RF	2020	45.1	84.2	1.20	28.9	4.5
DP 1252 B2RF	1979	45.7	83.9	1.18	29.4	5.1
DP 1454NR B2RF	1913	44.8	83.0	1.15	31.6	4.9
PHY575 WRF	1888	41.4	85.6	1.26	29.8	3.9
ST 6448GLB2	1863	41.8	84.6	1.25	31.0	4.3
DP 1137 B2RF	1856	45.3	84.4	1.16	29.9	4.7
CG 3787 B2RF	1851	44.2	85.6	1.21	30.1	4.8
PHY 499 WRF	1850	42.7	84.5	1.19	32.0	4.6
MON 12R242B2R2	1843	43.3	83.7	1.20	29.0	4.8
PX 553840 WRF	1835	42.4	84.9	1.20	32.8	4.2
ST4747GLB2	1832	41.6	83.0	1.24	31.0	4.5
NG 5315 B2RF	1800	44.6	84.5	1.19	30.5	4.6
FM1944 GLB2	1710	39.1	83.8	1.25	34.1	4.7
GA 230	1708	40.6	83.9	1.28	31.9	4.2
DG2610 B2RF	1699	42.3	84.1	1.19	29.8	4.4
GA2007095	1674	40.6	83.3	1.18	31.1	4.7
PHY 599 WRF	1643	43.5	83.9	1.22	31.9	4.3
Average	1858	43.3	84.3	1.21	31.0	4.5
LSD 0.10	152	1.1	N.S. ¹	0.03	2.2	0.4
CV %	6.9	2.1	1.2	1.41	4.2	4.9

* A random quality sample was taken on the picker during cotton harvest and to determine percent lint fractions plot seed cotton was processed through a small gin in gin house on the UGA Tifton Campus.

1. The F-test indicated no statistical differences at the alpha = 0.10 probability level; therefore an LSD value was not calculated.

Bolding indicates entries not significantly different from highest yielding entry based on Fisher's protected LSD (P = 0.10).

Planted: May 15, 2013.

Harvested: November 11, 2013.

Seeding Rate: 4 seeds/foot in 36" rows.

Soil Type: Dothan loamy sand.

Soil Test: P = Medium, K = Medium, and pH = 6.0.

Fertilization: 30 lb N, 80 lb P₂O₅, and 80 lb K₂O/acre. Sidedress: 65 lb N/acre.

Previous Crop: Peanuts.

Management: Disked, field conditioned, subsoiled/bedded; Reflex, Prowl, Staple, Acephate, MSMA, Diuron, and Intensity used for weed control; Stance and Mepiquat used for PGR; Temik, Prevathon, and Bidrin used for insect control; Telone II used for nematode control; Dropp and Folex ET used for defoliation.

	May	June	July	Aug.	Sept.	Oct.	Nov.
Rainfall (in):	1.85	14.83	6.12	5.03	1.31	0.70	1.78

Trials conducted by A. Coy, R. Brooke, D. Dunn, B. McCranie, K. Cobb, and R. Milton.

Plains, Georgia: Dryland Later Maturity Cotton Variety Performance, 2013

Variety	Lint Yield lb/acre	Lint* %	Uniformity		Strength* g/tex	Micronaire* units
			Index* %	Length* inches		
MON 13R352B2R2	1875	44.0	84.2	1.22	31.6	4.4
ST4747GLB2	1872	44.9	83.3	1.20	29.5	4.5
ST 6448GLB2	1868	42.5	84.5	1.24	30.4	4.5
PHY 599 WRF	1794	44.5	84.2	1.22	31.9	4.5
MON 12R242B2R2	1775	43.7	84.3	1.15	28.9	4.9
PHY575 WRF	1773	41.6	84.2	1.22	29.2	4.3
DP 1252 B2RF	1760	43.5	84.1	1.18	27.9	4.7
CG 3787 B2RF	1747	45.1	84.8	1.21	30	4.7
DP 1137 B2RF	1689	44.7	84.8	1.17	30.2	4.9
PX 554010 WRF	1683	44.6	83.9	1.16	29.3	4.3
NG 5315 B2RF	1666	44.5	85.5	1.20	28.4	4.9
PHY 499 WRF	1652	45.5	85.0	1.17	31.6	4.8
DP 1050 B2RF	1637	44.0	83.7	1.19	30.1	4.6
GA 230	1569	43.3	83.8	1.22	31.2	4.6
DG2610 B2RF	1539	42.3	84.5	1.22	30.2	4.1
FM1944 GLB2	1522	40.1	83.7	1.22	32.5	4.8
PX 553840 WRF	1519	41.3	85.4	1.21	31.6	4.3
NG 1511 B2RF	1500	43.5	84.6	1.16	30.4	5.1
GA2007095	1498	42.5	84.2	1.17	32.6	4.9
DP 1454NR B2RF	1477	44.2	83.7	1.14	30.6	5.1
Average	1671	43.5	84.3	1.19	30.4	4.6
LSD 0.10	216	1.1	N.S. ¹	0.03	1.7	0.4
CV %	10.9	2.2	0.7	1.44	3.2	4.4

* A random quality sample was taken on the picker during cotton harvest and to determine percent lint fractions plot seed cotton was processed through a small gin in gin house on the UGA Tifton Campus.

1. The F-test indicated no statistical differences at the alpha = 0.10 probability level; therefore an LSD value was not calculated.

Bolding indicates entries not significantly different from highest yielding entry based on Fisher's protected LSD (P = 0.10).

Planted: May 9, 2013.

Harvested: October 31, 2013.

Seeding Rate: 4 seeds/foot in 36" rows.

Soil Type: Greenville sandy loam

Soil Test: P = Low, K = High, and pH = 6.3.

Fertilization: 20 lb N, 91 lb P₂O₅, and 75 lb K₂O/acre. Sidedress: 90 lb N/acre.

Previous Crop: Soybeans.

Management: Disked, chisel plowed, rototilled; Staple and one cultivation used for weed control; Bidrin and Sniper used for insect control; Pix used for PGR; Finish and ET® used for defoliation; boron applied 2.5 lb/acre; lime applied 800 lb/acre.

	May	June	July	Aug.	Sept.	Oct.
Rainfall (in):	2.25	5.24	7.77	5.91	2.16	0.36

Trials conducted by A. Coy, R. Brooke, D. Dunn, B. McCranie, W. Jones, and D. Pearce.

Tifton, Georgia: Dryland Later Maturity Cotton Variety Performance, 2013

Variety	Lint Yield lb/acre	Lint* %	Uniformity		Strength* g/tex	Micronaire* units
			Index* %	Length* inches		
NG 1511 B2RF	1827	46.3	84.1	1.14	29.8	4.8
PHY 499 WRF	1811	46.0	84.4	1.14	31.3	4.8
ST4747GLB2	1807	44.2	83.3	1.19	31.8	4.5
CG 3787 B2RF	1804	45.8	84.4	1.14	28.9	4.6
MON 13R352B2R2	1777	45.5	83.3	1.20	31.3	4.6
ST 6448GLB2	1744	43.7	81.9	1.17	30.2	4.5
PX 553840 WRF	1724	42.8	83.3	1.16	30.9	4.4
MON 12R242B2R2	1660	44.8	83.6	1.16	27.6	4.9
DP 1137 B2RF	1654	45.2	83.3	1.15	28.5	4.6
PX 554010 WRF	1628	48.3	84.3	1.14	31.6	4.4
DP 1454NR B2RF	1598	43.2	83.6	1.16	31.7	4.8
DP 1252 B2RF	1578	43.3	83.3	1.14	27.9	4.7
DG2610 B2RF	1554	44.7	83.7	1.15	29.1	4.7
FM1944 GLB2	1553	42.5	83.3	1.18	31.4	4.5
GA2007095	1544	43.5	82.9	1.12	30.0	4.5
NG 5315 B2RF	1539	45.0	83.4	1.15	27.5	4.8
PHY575 WRF	1525	44.3	82.0	1.20	29.8	3.9
DP 1050 B2RF	1518	45.5	83.2	1.15	28.4	4.8
PHY 599 WRF	1403	43.1	83.7	1.18	32.4	4.4
GA 230	1339	43.1	83.3	1.22	30.7	4.5
Average	1629	44.5	83.4	1.16	30.0	4.6
LSD 0.10	219	1.2	1.4	0.03	4.8	4.2
CV %	11.4	2.2	1.4	1.41	2.5	0.3

* A random quality sample was taken on the picker during cotton harvest and to determine percent lint fractions plot seed cotton was processed through a small gin in gin house on the UGA Tifton Campus.

Bolding indicates entries not significantly different from highest yielding entry based on Fisher's protected LSD (P = 0.10).

Planted: April 30, 2013.

Harvested: October 24, 2013.

Seeding Rate: 4 seeds/foot in 36" rows.

Soil Type: Tifton sandy loam.

Soil Test: P = Medium, K = Medium, and pH = 7.1.

Fertilization: 25 lb N, 88 lb P₂O₅, and 100 lb K₂O/acre. Sidedress: 70 lb N and 25 lb K₂O/acre.

Previous Crop: Peanuts.

Management: Disked, subsoiled and bedded; Reflex, Cotoran, and Prowl used for weed control; Orthene and Bidrin used for insect control; Pix used for PGR.

	May	June	July	Aug.	Sept.	Oct.
Rainfall (in):	2.26	6.86	8.67	7.41	0	0

Trials conducted by A. Coy, S. Willis, R. Brooke, D. Dunn, and B. McCranie.

Yield Summary of Dryland Later Maturity Cotton Varieties, 2013

Variety	Lint Yield ^a				4-Loc. Average	Lint %	Unif. Index %	Length in	Strength g/tex	Mic. units
	Athens	Midville	Plains lb/acre	Tifton						
ST4747GLB2	1534 ¹	1832 ¹⁴	1872 ²	1807 ³	1761 ¹	44.6	83.3	1.21	31.3	4.5
PX 554010 WRF	1491 ²	2035 ³	1683 ¹⁰	1628 ¹⁰	1709 ²	46.0	84.4	1.16	31.0	4.3
PHY 499 WRF	1358 ⁴	1850 ¹¹	1652 ¹²	1811 ²	1668 ³	45.5	84.4	1.15	32.1	4.8
NG 1511 B2RF	1237 ⁶	2091 ¹	1500 ¹⁸	1827 ¹	1664 ⁴	45.4	83.9	1.16	31.0	4.8
MON 13R352B2R2	903 ¹⁴	2077 ²	1875 ¹	1777 ⁵	1658 ⁵	45.8	84.3	1.21	32.4	4.5
PX 553840 WRF	1434 ³	1835 ¹³	1519 ¹⁷	1724 ⁷	1628 ⁶	43.2	84.4	1.18	32.5	4.3
ST 6448GLB2	966 ¹⁰	1863 ⁸	1868 ³	1744 ⁶	1610 ⁷	43.2	83.6	1.21	31.2	4.5
MON 12R242B2R2	1130 ⁹	1843 ¹²	1775 ⁵	1660 ⁸	1602 ⁸	44.4	83.9	1.16	29.0	4.9
PHY575 WRF	1179 ⁷	1888 ⁷	1773 ⁶	1525 ¹⁷	1591 ⁹	43.6	83.9	1.22	30.3	4.2
CG 3787 B2RF	868 ¹⁶	1851 ¹⁰	1747 ⁸	1804 ⁴	1567 ¹⁰	45.7	84.8	1.18	30.3	4.7
DP 1137 B2RF	893 ¹⁵	1856 ⁹	1689 ⁹	1654 ⁹	1523 ¹¹	45.1	84.0	1.15	29.6	4.7
DP 1050 B2RF	909 ¹³	2020 ⁴	1637 ¹³	1518 ¹⁸	1521 ¹²	45.8	83.8	1.18	29.7	4.7
FM1944 GLB2	1277 ⁵	1710 ¹⁶	1522 ¹⁶	1553 ¹⁴	1516 ¹³	41.2	83.5	1.21	33.3	4.7
DP 1252 B2RF	736 ²⁰	1979 ⁵	1760 ⁷	1578 ¹²	1513 ¹⁴	44.8	83.5	1.15	28.9	4.9
DP 1454NR B2RF	927 ¹²	1913 ⁶	1477 ²⁰	1598 ¹¹	1479 ¹⁵	45.0	83.2	1.15	31.3	4.9
GA2007095	1156 ⁸	1674 ¹⁹	1498 ¹⁹	1544 ¹⁵	1468 ¹⁶	43.0	83.4	1.15	31.6	4.8
NG 5315 B2RF	757 ¹⁹	1800 ¹⁵	1666 ¹¹	1539 ¹⁶	1440 ¹⁷	45.4	84.3	1.17	29.2	4.7
PHY 599 WRF	827 ¹⁷	1643 ²⁰	1794 ⁴	1403 ¹⁹	1417 ¹⁸	44.6	83.6	1.19	32.1	4.4
GA 230	963 ¹¹	1708 ¹⁷	1569 ¹⁴	1339 ²⁰	1395 ¹⁹	43.0	83.6	1.23	31.9	4.4
DG2610 B2RF	769 ¹⁸	1699 ¹⁸	1539 ¹⁵	1554 ¹³	1390 ²⁰	44.3	84.0	1.18	29.9	4.5
Average	1066	1858	1671	1629	1556	44.5	83.9	1.18	30.9	4.6
LSD 0.10	145	152	216	219	185	1.3	0.7	0.02	0.9	0.2
CV %	11.5	6.9	10.9	11.4	10.1	2.2	0.9	1.82	4.1	4.5

^a Superscripts indicate ranking at that location.

Bolding indicates entries not significantly different from highest yielding entry based on Fisher's protected LSD (P = 0.10).

Two-Year Summary of Dryland Later Maturity Cotton Varieties at Four Locations^a, 2012-2013

Variety	Lint Yield lb/acre	Lint %	Uniformity		Strength g/tex	Micronaire units
			Index %	Length inches		
PHY 499 WRF	1502	45.5	84.0	1.15	31.1	4.9
CG 3787 B2RF	1402	46.1	84.5	1.17	29.2	4.8
DP 1050 B2RF	1363	45.8	83.6	1.16	29.2	4.8
DP 1252 B2RF	1362	45.9	84.0	1.16	28.2	4.9
DP 1137 B2RF	1343	45.8	83.7	1.15	28.7	4.9
NG 1511 B2RF	1336	45.4	83.7	1.15	30.6	4.8
DG2610 B2RF	1297	45.1	83.9	1.17	29.4	4.6
GA2007095	1281	43.2	83.4	1.17	30.7	4.7
GA 230	1267	43.2	83.9	1.22	31.3	4.6
Average	1350	45.1	83.8	1.17	29.8	4.8
LSD 0.10	63	0.5	0.5	0.01	0.7	0.1
CV %	11.3	2.6	1.0	1.88	4.1	5.2

^a Athens, Midville, Plains, and Tifton.

Bolding indicates entries not significantly different from highest yielding entry based on Fisher's protected LSD (P = 0.10).

TOBACCO

Tifton, Georgia:

Official Flue-Cured Tobacco Variety Test - Yield, Value, Price Index, Grade Index, and Agronomic and Chemical Characteristics of Released Varieties, 2013

Variety	Yield lb/A	Value \$/A	Price Index ¹ \$/CWT	Grade Index ²	Leaves/ Plant number	Plant Ht. in	Days to Flower	Total Alkaloids %	Reducing Sugars %	Ratio RS/TA
NC 939	3403	5842	172	85	20	43.5	69	1.58	17.9	11.33
GF 318	3263	5804	177	88	20	46.6	66	1.68	18.4	10.95
CC 700	3239	5428	167	83	20	43.3	65	1.67	16.6	9.94
NC 92	3213	4882	152	76	20	44.4	69	1.97	16.8	8.51
CC 37	3173	5195	164	81	19	43.0	69	1.65	15.3	9.30
PVH 1452	3115	5456	175	86	20	43.1	67	1.80	15.1	8.41
SP 168	3113	5207	167	83	18	39.2	74	1.87	18.3	9.77
PVH 2110	3107	5172	167	84	22	49.7	72	1.55	19.1	12.33
GL 338	3107	5432	175	87	19	44.1	66	1.66	17.5	10.56
PVH 2254	3073	5377	173	83	20	46.1	69	1.56	17.1	11.01
K 346	3047	5171	169	81	20	44.9	65	1.89	17.7	9.33
GL 362	3036	5309	176	86	20	41.5	66	1.89	15.8	8.34
CC 27	3020	5139	170	82	20	44.5	73	1.56	16.3	10.48
NC 71	2965	4949	167	84	20	41.6	68	1.60	18.3	11.42
NC 72	2962	5223	175	86	20	45.3	73	1.77	17.6	9.98
CC 67	2957	5232	178	88	20	44.3	65	1.68	16.6	9.86
NC 297	2925	4890	166	83	22	45.3	68	1.78	18.8	10.58
K 326	2912	4862	167	84	20	42.0	66	1.82	17.9	9.83
GL 395	2904	4658	164	81	20	45.2	68	1.78	16.2	9.12
CC 13	2864	4873	171	83	20	45.4	65	1.46	18.3	12.53
NC 938	2848	4512	161	80	18	40.7	64	1.55	16.4	10.56
CC 33	2848	4692	164	79	21	44.9	68	1.37	18.4	13.37
PVH 2275	2822	5082	180	88	20	42.7	69	1.71	16.5	9.64
NC 925	2806	4545	162	81	18	39.8	66	1.77	16.4	9.26
CC 35	2798	4524	162	79	20	47.7	80	1.52	16.5	10.88
NC 196	2793	4649	166	83	21	46.0	70	1.60	17.9	11.14
GF 157	2753	5008	182	87	20	46.5	67	1.73	16.2	9.37
CC 1063	2677	4507	169	83	19	42.4	67	1.89	17.5	9.24
NC 95	2661	4369	164	83	18	45.0	70	1.93	17.3	8.99
NC2326	2352	3994	170	86	17	41.9	62	1.92	17.0	8.82
LSD @ 0.05	592.1	1065.3	16.95	8.48						

Conducted on an Ocilla loamy sand soil fertilized with 1100 lbs/a of 6-6-18 and 119 lbs/a 15.5-0-0 with plants spaced 20-22 inches apart in 44-inch rows.

1. Price Index based on two year average (2011-2012) prices for U.S. government grades due to market inflation for 2013.
2. Numerical values ranging from 1-99 for flue-cured tobacco based on equivalent government grades - higher the number, higher the grade.

Researched by Stevan S. LaHue and W. Gay with support by grants from the Georgia Tobacco Commission.

Tifton, Georgia:
Three and Two-Year Averages of Official Flue-Cured Tobacco
Variety Test - Comparison of Released Varieties
for Certain Characteristics, 2011, 2012 and 2013

Variety	Yield lb/A	Value \$/A	Price Index ¹ \$/CWT	Grade Index ²	Leaves/ Plant number	Plant Ht. in	Days to Flower	Total Alkaloids %	Reducing Sugars %	Ratio RS/TA
3-Year Average 2011, 2012 and 2013										
GF 318	3290	4996	152	71	20	41.1	72	2.02	18.6	9.39
NC 92	3201	3752	118	61	20	41.7	75	2.53	16.9	7.05
CC 700	3193	4926	154	78	19	40.0	71	2.26	16.4	7.92
SP 168	3144	4615	147	75	19	38.2	76	2.07	17.3	8.47
CC 37	3135	4262	137	69	19	40.3	76	1.93	17.2	8.94
PVH 1452	3092	4659	152	77	20	39.9	73	2.26	16.5	7.42
NC 72	3020	4270	142	73	19	39.8	76	2.10	16.9	8.46
GL 338	3005	4549	153	74	19	39.6	70	2.24	17.2	8.03
K 326	3001	4898	163	81	19	38.2	73	2.08	16.8	8.24
NC 297	2999	4214	141	72	20	38.9	74	2.40	17.4	7.80
NC 196	2977	4330	149	75	20	40.8	77	2.14	18.0	8.92
CC 27	2970	4202	142	71	19	40.0	74	2.07	15.4	8.11
NC 71	2953	4431	148	77	19	38.4	75	2.06	17.5	8.84
GL 395	2884	4276	150	77	20	40.5	73	2.07	15.8	7.80
K 346	2845	3881	137	69	19	39.9	73	2.24	16.9	7.74
CC 67	2839	4296	150	76	19	40.4	71	2.04	16.6	8.46
NC 95	2777	4089	148	74	18	41.5	73	2.76	15.7	6.18
NC2326	2293	2971	129	65	17	37.0	64	2.46	16.2	6.79
2-Year Average 2012-2013										
GF 318	3119	5090	162	81	20	43.2	70	1.88	18.6	10.02
CC 700	3112	5185	165	82	19	41.3	71	1.81	17.2	9.52
NC 92	3019	4050	133	67	19	42.5	73	2.19	18.2	8.30
SP 168	2968	4710	159	79	18	39.0	77	2.12	17.7	8.47
K 326	2965	4662	157	77	20	39.8	72	1.96	18.4	9.42
GL 338	2954	4108	142	68	18	37.3	72	2.54	17.1	6.76
PVH 2110	2917	5012	172	85	21	44.9	77	1.75	17.9	10.44
NC 72	2917	4625	157	78	18	41.5	75	1.82	18.4	10.08
CC 37	2913	4394	149	73	19	40.6	74	1.82	17.1	9.38
PVH 1452	2901	4888	168	83	20	41.4	72	2.05	16.4	8.06
PVH 2254	2882	5025	173	84	20	42.7	74	1.76	19.4	11.04
CC 35	2881	4559	158	77	20	44.0	81	1.84	17.4	9.70
NC 297	2839	4275	149	74	20	40.7	72	2.02	18.0	9.11
CC 27	2824	4357	153	75	19	41.9	76	1.70	16.6	9.85
NC 95	2804	3926	142	70	19	43.1	73	2.81	16.6	6.64
NC 925	2799	4290	153	77	18	39.9	70	2.10	17.5	8.44
CC 67	2789	4752	170	84	20	42.1	69	2.10	15.6	7.83
CC 33	2787	4611	165	80	20	42.1	73	1.83	18.2	10.62
NC 71	2758	4453	156	80	19	40.0	73	1.87	18.6	10.15
K 346	2711	4238	154	76	20	42.5	70	2.05	18.0	8.83
PVH 2275	2706	4597	169	83	19	40.7	72	2.01	16.7	8.47
GL 395	2675	4257	161	80	20	41.8	71	1.91	16.2	8.55
NC 196	2646	4293	163	80	20	41.8	75	1.82	18.8	10.41
CC 1063	2638	4342	164	81	19	40.2	72	2.15	17.8	8.39
GF 157	2559	4265	165	80	25	42.5	71	1.99	15.7	8.05
NC2326	2363	3332	141	70	17	38.4	65	2.40	17.4	7.50

Tifton, Georgia:
Three and Two-Year Averages of Official Flue-Cured Tobacco
Variety Test - Comparison of Released Varieties
for Certain Characteristics, 2011, 2012 and 2013 (Continued)

Conducted on an Ocilla loamy sand soil fertilized with 1100 lbs/a of 6-6-18 and 120 lbs/a 15.5-0-0 with plants spaced 20-22 inches apart in 44-inch rows.

1. Price Index based on two year average prices for U.S. government grades.
2. Numerical values ranging from 1-99 for flue-cured tobacco based on equivalent government grades - higher the number, higher the grade.

Researched by Stevan S. LaHue, C.E. Troxell, and W.Gay with support by grants from the Georgia Tobacco

**Tifton, Georgia:
Regional Farm Flue-Cured Tobacco Variety Test -
Comparison of Varieties for Certain Characteristics, 2013**

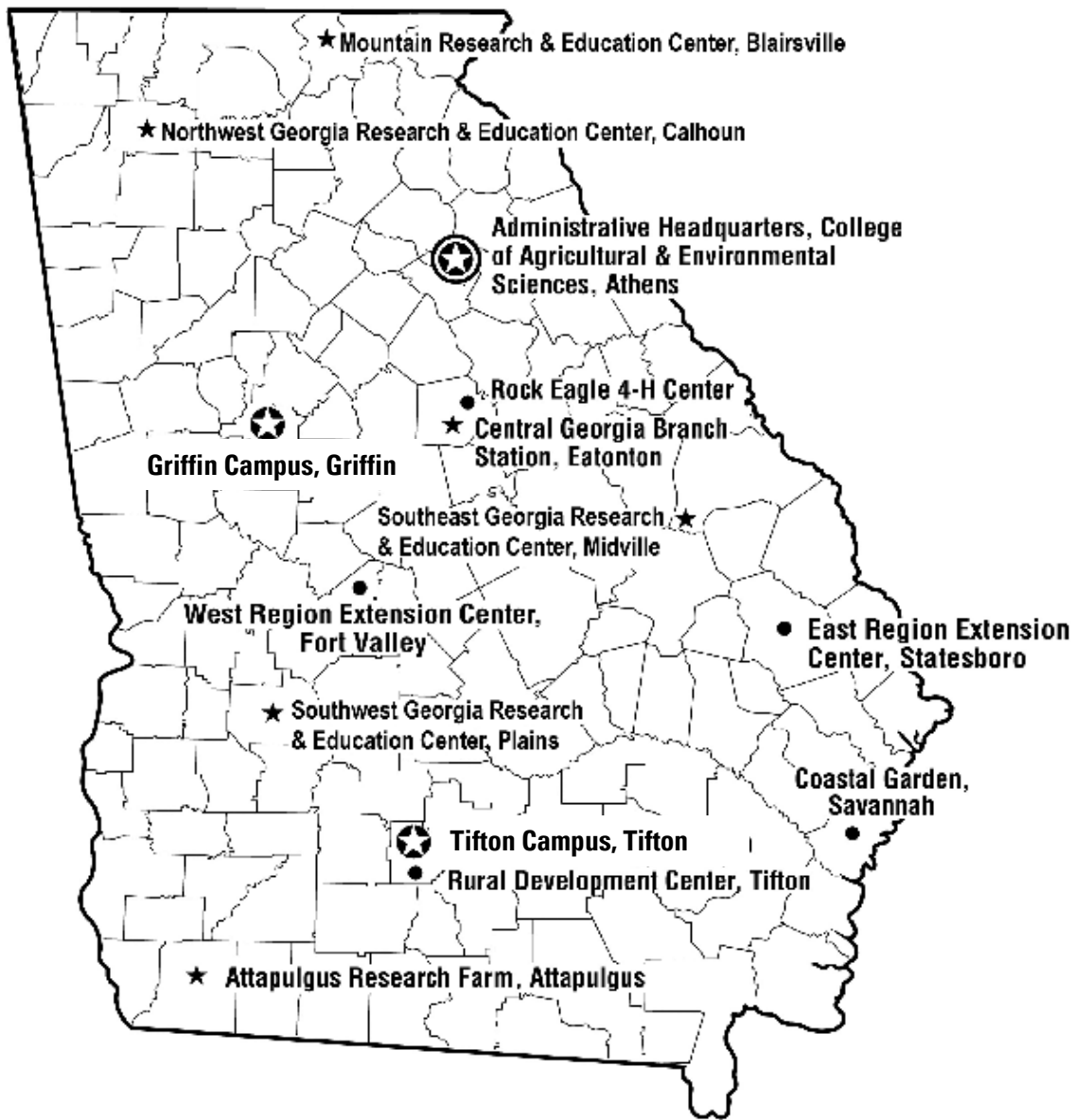
Variety	Yield lb/A	Value \$/A	Price Index ¹ \$/CWT	Grade Index ²	Leaves/ Plant number	Plant Ht. in	Days to Flower	Total Alkaloids %	Reducing Sugars %	Ratio RS/TA
GL EX 398	3456	6127	177.1	87	22	49.1	75	1.71	19.0	11.08
AOV 212	3241	5610	172.9	86	21	47.3	76	1.79	16.1	9.02
NC EX 60	3106	5090	163.9	83	23	47.2	73	1.77	15.3	8.63
NC EX 58	3081	5492	177.6	88	20	45.9	72	1.61	17.1	10.65
CU 159	3039	5132	169.1	84	21	46.8	72	1.74	17.4	10.00
PXH 7	3008	5100	169.7	84	20	45.1	75	1.89	13.9	7.39
GL EX 328	2994	5266	176.4	87	22	44.3	70	1.66	19.7	11.85
NC EX 59	2974	5305	178.4	88	19	39.3	66	1.57	18.2	11.59
PXH 1	2879	4834	167.4	84	23	46.1	75	1.70	17.2	10.13
PXH 13	2821	4948	175.2	85	20	42.3	68	1.63	17.8	10.91
K 326	2819	4623	163.3	81	20	42.5	71	1.82	17.9	9.83
CU 171	2735	4464	164.1	83	19	44.7	70	1.56	18.3	11.71
CU 186	2731	4641	169.2	84	21	45.1	76	1.59	18.4	11.62
NC 95	2718	4327	159.6	80	20	47.7	70	1.93	17.3	8.99
NC 2326	2658	4430	167.4	82	18	45.2	62	1.92	17.0	8.82
NC EX 61	2325	3939	170.1	85	20	41.7	74	1.85	15.1	8.20
LSD -0.05	343.7	694.5	9.77	4.45						

Conducted on an Ocilla loamy sand soil fertilized with 1100 lbs/a of 6-6-18 and 119 lbs/a 15.5-0-0 with plants spaced 20-22 inches apart in 44-inch rows.

1. Price Index based on two year average (2011-2012) prices for U.S. government grades due to market inflation for 2013.
2. Numerical values ranging from 1-99 for flue-cured tobacco based on equivalent government grades - higher the number, higher the grade.

Researched by Stevan S. LaHue and W. Gay with support by grants from the Georgia Tobacco Commission.

NOTES



★ Main Experiment Station ★ Branch Station ● Extension Center

University of Georgia

Agricultural Experiment Stations
Athens, Georgia 30602
Robert Shulstad, Associate Dean

Publication
Penalty for Private Use \$300

ADDRESS CORRECTION REQUESTED

The University of Georgia and Ft. Valley State University, the U.S. Department of Agriculture and counties of the state cooperating, UGA Extension, offer educational programs, assistance and materials to all people without regard to race, color national origin, age, gender or disability.

The University of Georgia is committed to principles of equal opportunity and affirmative action

“CERTIFIED SEED DOESN’T COST ... IT PAYS”

HERE’S WHY:

- Known performance of varieties adapted to your area.
- A pedigree record that begins with the release of breeder seed and continues until it reaches the consumer as certified (blue tag) seed.
- Field inspected for trueness to variety and inseparable from other crop and weed seed.
- Certified seed can only be conditioned in an approved facility.
- Certified seed must meet High Quality standards as to germination and purity.
- Free of noxious weeds.

The planting of CERTIFIED SEED eliminates many of the risks associated with crop production. For sources of Certified seed, contact your local county Extension agent or the Georgia Crop Improvement Association, Inc. (706-542-2351)

