



# AESCULAPIAN

For And About Alumni And Friends Of The UGA College Of Veterinary Medicine • Spring 2002

## The torch is passed from grandfather to grandson

In 1952, Dean Thomas J. Jones, the College's first dean, handed young George D. Radford a diploma which made him the proud owner of a DVM degree from The University of Georgia.

Next May, exactly 50 years later, his grandson Lyn Lewis will march in his grandfather's footsteps when he shakes Dean Keith Prasse's hand at commencement exercises and becomes a doctor of veterinary medicine in his own right.

"He'll be there at my graduation," says Lewis.

"I wouldn't miss it," Radford agrees. "I'm excited, too."


He also plans to attend the 50-year re-union. "I'll have the honor of presenting my grandfather his 50-year medallion," Lewis says.

This multi-generational event is not the first in the College's history by any means, but it's always a special occasion.

Doc Radford, as Lyn calls him, retired "about 1984 or thereabouts. He always talks about Fred Davison (former University of Georgia president and former dean of the College). They graduated together."

Meanwhile, Grandson Lewis, who's "thinking about fish medicine," already has a job lined up which will allow him to work with small animals and, of all things, gorillas.

"There's actually a gorilla haven in Ellijay, Georgia — a 300-acre sanctu-



ary for zoo gorillas who have various problems. It's a huge preserve.

"They're building a 10-acre enclosure for them which is bigger than every single zoo in the country — bigger than all of them combined," Lewis explains.

"It's an incredible job opportunity,"

he adds. "I can also visit local fish hatcheries and pursue fish medicine while I'm there."

But first things first. "This is a special event — fifty years," says Lewis about his upcoming graduation. Doc Radford adds simply, "I'm very proud."

## CMV students will host SCAVMA



On March 20, 2003, about 2,000 veterinary students from across the nation and Canada will converge on the Classic Center in downtown Athens and the CVM for the SCAVMA Symposium being planned by Tracy Walker, '04 (left), Meggan Ballowe, '03, and Desiree Seibt, '03.

"We're looking for alumni who want to lecture," says Seibt, "on all areas of veterinary medicine including business management, nutrition, behavior, and alternative medicine." (Contact her at [desireeseibt@hotmail.com](mailto:desireeseibt@hotmail.com).)

"It's a learning thing, but we try to make it as much fun as possible," Seibt adds. "And it's a wonderful way to showcase the College."

## New center treats hurt, orphaned wildlife

Many caring people who find wounded wild animals and birds bring them to our Hospital in the hope of healing them and returning them to the wild.

Our Wildlife Treatment Center was established at the College to provide just such treatment and rehabilitation.

Birds, turtles, squirrels and other injured wild creatures receive medical care from our zoological medical specialists, along with ophthalmologists, radiologists, and surgeons, as well as students.

When they have been treated and rehabilitated successfully, these creatures are released into their natural environment, following strict guidelines set by the U.S. Fish and Wildlife Service.

The center accepts a variety of

### In This Issue:

Look inside a glass horse  
Page 2

Donna Decker retires  
Page 2

An alum goes for the gold  
Page 3

Oncology service is up and running  
Page 3

Reunion: coming attractions  
Pages 4 and 5

Selling your practice?  
Page 6

CE courses  
Page 6

Groundhog media madness  
Page 6

Maryland alums  
Page 7

Paul Hoffman obituary  
Page 7

Better poultry health worldwide  
Page 7

Honors and awards  
Page 8

Continued on Page 2



## Unique animated program lets users see all parts of equine diagnostic tract

The Glass Horse, an innovative new interactive software program, gives veterinarians and horse owners the opportunity to view all relevant portions of a horse's gastrointestinal tract from different vantage points.

Consisting of a series of interactive 3-D computer-generated images of the equine gastrointestinal tract, the Glass Horse helps to develop a working understanding of the variety of intestinal displacements that can occur.

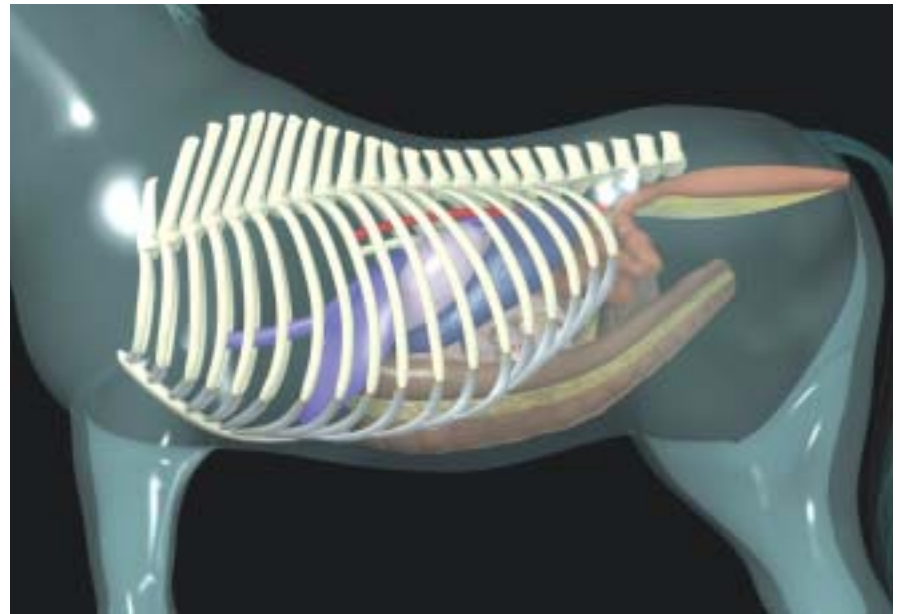
The program was developed with the same computer animation techniques used for movies such as "Toy Story." The result is a series of 3-D



images which the viewer can rotate in any direction and view from any angle.

The Glass Horse is available on a CD which provides text, audio, and photo-realistic animations of normal anatomy and abnormalities that cause colic and other common intestinal displacements.

Created by James Moore, dvm, professor and head of large animal medicine at the College of Veterinary Medicine, with the assistance of Thel Melton and Malcolm Smith, The Glass Horse combines well-sequenced instruction, appropriate instructional media, and accurate depictions of the intestinal tract as



seen within the horse's abdominal cavity.

The CD is available for purchase for \$40 by phone or on the internet. (More than 1,500 CDs have been

sold since the program's release.) For information or to order, call 800/553.2400, email [info@3Dglasshorse.com](mailto:info@3Dglasshorse.com), or visit [www.3dglasshorse.com](http://www.3dglasshorse.com).

## Donna Decker looks back on 25 years of service

On March 29, Donna Decker, alumni director for the College of Veterinary Medicine, shut down her office computer for the last time, ended her 25-year tour of duty with the College, and began a well-earned retirement.

Before she left -- taking with her knowledge about and friendships with scores of alumni -- Aesculapian asked her to do some reminiscing. The following interview is the result.

### How do you see your 25-year tenure at the College?

"It's been an ongoing process getting to know alumni and developing relationships with them. I really enjoy working with people. That's basically what this is all about.

"When I started in 1977 we didn't even have a list of graduates with names and addresses. Just trying to find people was a big job at first. We have alumni in just about every state and some foreign countries, in the military, in industry, and in private companies."

### How would you describe your job?

"Making arrangements for reunions and other alumni events — planning, organizing, and seeing that things get done. For years I also produced all the publications. But I focused quite a bit of time on getting to know alumni and forging personal relationships.

"I've tried to make sure alumni feel welcome, that they have a good time when they come back here or elsewhere for an event. When we get feedback from alumni about an event I've tried to incorporate that into our planning.

"You become aware of new things you need to do to, improvements

you need to make, when you get to know alumni. They will let you know what's important to them, and those things change over the years."

### How would you characterize our alumni?

"I think students who go into veterinary medicine tend to be leaders in their communities. For the most part our alumni are involved in their communities — in scouting, church, schools, and professional groups.

"We've had very good cooperation and participation from our alumni. They're very eager to do what they can to serve the college. That has made my job much easier.

"I've enjoyed all my work with alumni — all the opportunities to get to know them over the years and to be involved in activities with them. They're all pretty down-to-earth people."

### What will be the biggest challenges for the next director?

"Getting to know people is going to be a challenge. It will take time.

"It will also be a challenge to plan meaningful events so that our alumni will want to find time to participate. Time is a problem in everyone's life these days, and activities and events with alumni need to be strategically planned."



### How will you be spending your time when you leave us?

"I have four sons who are grown up now, a 14-year-old grandson, and I'm expecting another in April. Spending time with them is going to be fun.

"I enjoy many things including refinishing furniture — finding old furniture that needs a little help and doing what you have to do to make it look good. I've done a lot of that over the years and have some nice old pieces, several of which I've given my children.

"I'll miss all the people — the alumni and the people I work with here in the college. I'll miss it all, I know I will. It's been a major part of my life for such a long time.

"But I expect I'll see them from time to time. I'm sure I won't walk out the door and never be seen again."

## New center treats wildlife

Continued from Page 1

hurt or orphaned animals, except poisonous reptiles or animals which may be infected with rabies and are likely to bite people, such as raccoons, foxes, coyotes, or skunks.

The center also accepts fawns, but cannot take full grown deer since they may be dangerous for the staff to handle. (For more information, see [www.vet.uga.edu/wildlifetreatment](http://www.vet.uga.edu/wildlifetreatment).)

The Hospital spends thousands of dollars every year on the care and treatment of injured wildlife, because people who bring in hurt animals usually do not or cannot pay for their treatment and rehabilitation, and the Hospital receives no federal, state, or local government funds to cover this expense.

Funding is therefore dependent on the generosity of people who care enough to rescue wild animals. A development fund has been set up to receive donations. Kathy Bangle, CVM Director of Development, will be happy to provide details: 706/583.0154 or [kbangle@vet.uga.edu](mailto:kbangle@vet.uga.edu).



## Oncology service is up and running



The relatively new oncology service is now well under way. In fact, the service is already busy with as many appointments as it can handle in the near future.

Staffed by two oncologists, a radiologist, surgeons, and oncology techs, the program offers chemotherapy for cats and dogs, external beam radiation therapy, and palliative radiation therapy for relief of pain or obstructions, among other treatments.

Our referral coordinators are your contact with the service. Jennifer Yeast coordinates referral appointments and takes information for consults.

The number to call is 800/861.7456 from 8am to 6pm weekdays or 8am to noon on Saturdays. The fax is 706/542.4701.

Two oncology clinical trials are currently in progress :

A phase II trial in collaboration with Cornell University is evaluating the efficacy of ifosfamide — one of the chemotherapy agents used for soft tissue sarcomas in people — in treating vaccine-associated sarcomas in cats.

A phase III study in collaboration with Milkhaus Veterinary Pharmaceuticals compares the efficacy of an investigational agent for canine mast cell tumors to a standard chemotherapy agent (vinblastine) for this disease.

For more information, please call 800/861.7456 from 8am to 6pm weekdays or 8am to noon on Saturdays

# He jumps, he runs, he throws a javelin — he's 75

In 1991, seven years after his heart attack, 65-year-old Fred Everhart (DVM 1955) retired from the Everhart Animal Hospital, his 15,000-client practice in Baltimore. Then came the inevitable question: What next?

In college he had never participated in sports, never joined a team. Nevertheless, he decided to try out for the Maryland Old Liners — the softball team in the over-60 league. "I saw all these old men like myself hobbling around," Everhart recalls. "They could hardly move. I said, Boy! This is going to be a cinch!"

But on the ball field, those "old men" forgot all about their aches and pains, "and I knew I was in trouble," he says. "I was lucky to make the team."

In no time, though, "I learned pretty good and finally got to be #1 in the batting order." In the following 11 years, learning "pretty good" resulted in 30 gold medals, 14 silver, 10 bronze, and several unbroken Senior Olympic records in softball and track.

Pretty good for a man who reports, "I didn't start with the field and track bit until I was 70 years old."

Although, at 75, he admits he's slipped to about #7 in the batting order and is playing "way out in left field" these days, Everhart is still setting records.

"In 1998 I tried the high jump for the first time, and before I knew it I made the record. I was watching the others high jump — I had never done it before — and by some freak accident I made the record for the 70-year-old group that year." It still stands.

Everhart also holds the high jump record for the 75-year group, and the

standing broad jump record. Recently he added yet another broad jump record. "It's good to move up," he says, "because you can always make more records."

At the West Virginia Olympics, after his team won silver medals in softball, "I was the only one on the team who went ahead and did some track and field events." At the age of 66, he entered six events and walked away with six gold medals.

In between Olympic wins, Everhart took time for bypass surgery. "That really straightened me out," he reports. Previously, "since I had good legs and the other folks didn't, I'd have to be the designated runner for a lot of folks on our softball team. Before I

***"I didn't start with the field and track bit until I was 70 years old."***

had that bypass I had to take two or three nitroglycerines under my tongue every time I ran."

That doesn't seem to be a problem any more. This year Everhart came in first in the 100-meter dash.

In addition to surgery, Everhart attributes his good health to jogging, weightlifting, and shunning red meat. "I've been injured a few times—I've had two dislocated knees, got hit in the face with a ball, and had a rotator cuff problem, but weightlifting helped me get over those injuries."

Everhart has always had more than his share of energy. Besides being a single parent of four children for a few years, he earned a law degree while managing his 5-veterinarian practice when he was 40.

In the early 80s, he established a cooperative emergency service by getting 30 veterinarians to form a corporation. "I did the survey to find the best location and went ahead and bought the building," he says.

As a result of the success of this venture, some of the members of the group established emergency clinics of their



own in outlying areas of Baltimore.

Today, Everhart continues to function in high gear, on and off the playing fields. He is currently captaining a state-wide effort to bring a dog bite prevention program to every elementary school in Maryland.

"About 4.5 million people are bitten every year in this country," he points out, "and half of them are children under 12." He has forged a partnership between State Farm Insurance and the Maryland Veterinary Association to provide the means for educating students at all levels on how to protect themselves from being bitten by dogs.

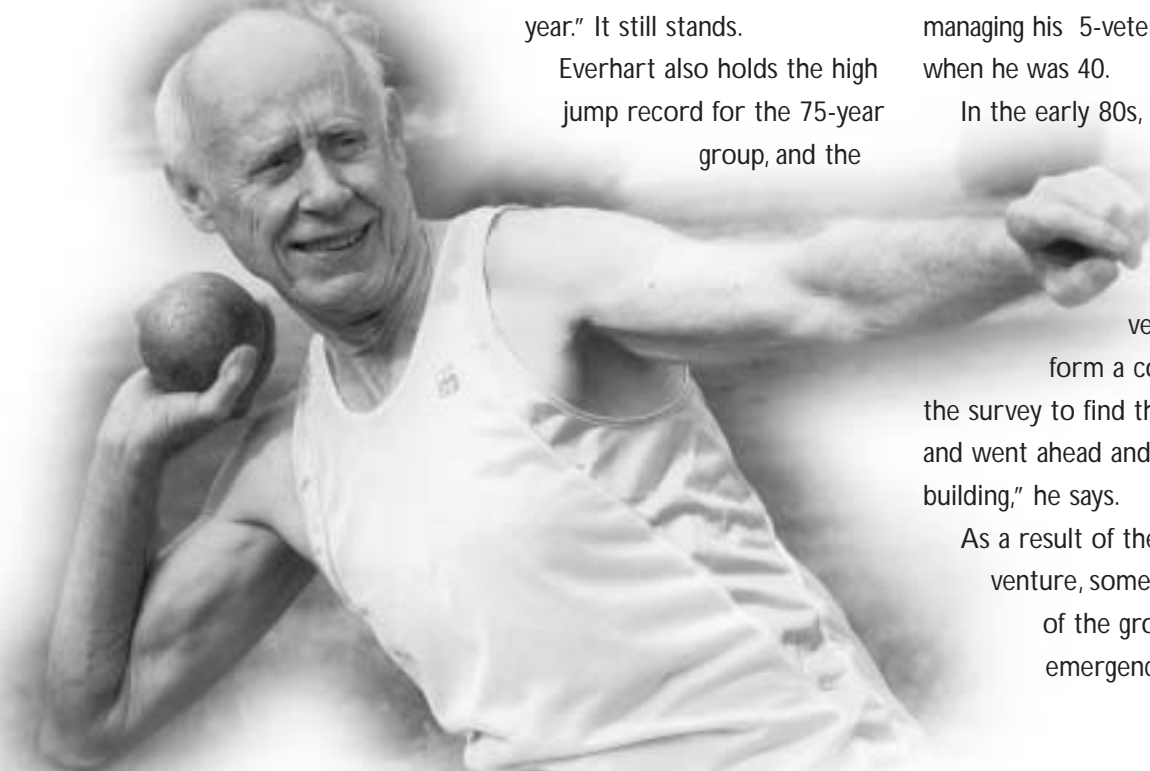
After retirement, Everhart also decided to "do a little payback time

***At the age of 66, he entered six events and walked away with six gold medals.***

with the Maryland Veterinary Medical Association" by joining its PR Committee. "Before I knew it, I was nominated for vice president," says Everhart, who was elected president last June.

When he was recovering at home from his heart attack in his late 50s, Everhart got a preview of what retirement would be like and "I didn't want any part of it," he recalls. "I was never going to retire."

But when he got to 65, "something hit me between the eyes and I knew it was time to hang it up. I wondered whether I would miss the practice when I left, but I never looked back. It was," he says, "amazing."



# 39th Annual Veterinary Conference and Alumni Reunion

April 12-18, 2002



**Richard S. Callan, DMD**, director of the Practice Management Curriculum at the School of Dentistry, Medical College of Georgia, will talk about the role of paraprofessionals in establishing a successful practice in his keynote address.

Callan is an assistant professor of oral rehabilitation, maintains an intramural general dental practice, and conducts research on practical applications of modern techniques and materials.



**Fred C. Davison, DVM, Phd**, Class of 1955 and former dean of the College of Veterinary Medicine, will speak at the Reunion Banquet. Davison served as vice chancellor of the University System of Georgia and as president of The University of Georgia. Following his 19-year tenure as president, he assumed an endowed professorial chair in the College of Veterinary Medicine. Since 1988 he also has served as president and CEO of the National Science Center Foundation in Augusta.



**David Muia**, executive director of Alumni Relations at The University of Georgia, will address the Fellowship Breakfast. A UGA graduate, Muia previously held positions as director of development, director of the annual fund, and varsity basketball manager. He is currently director of the Georgia Coliseum Club.



The Wa

If you see faces here, know. E-mail editor, Aes dsparer@v

## Highlights of the conference

### Keynote address Paraprofessionals: Partners for Success

*Dr. Richard S. Callan*

### Small Animal Medicine

Acute Abdomen

*Dr. Karen Tobias*

Antioxidants

*Dr. Korinn Saker, '87*

Bite Wounds

*Dr. Karen Tobias*

Canine Hypothyroidism

*Dr. John Tyler, '82*

Clinical Application of Nutrition

*Dr. Korinn Saker, '87*

Feline Inflammatory Bowel Disease

*Dr. John Tyler, '82*

Head Trauma

*Dr. Deb Silverstein, '97*

More Effective Use of Antibiotics

*Dr. Steve Dow*

Thoracic Radiology: Review and Lab

*Drs. Royce Roberts, Barbara Selcer*

Treating Cats with Idiopathic Cystitis

*Dr. Joe Bartges, '87*

Shock Fluid Therapy

*Dr. Deb Silverstein, '97*

Update on Urolithiasis

*Dr. Joe Bartges, '87*

### Large Animal Medicine

Advanced Wound Management

*Dr. Jim Blackford*

Critical Issues in Calf Health and Case Examples

*Dr. Sheila McGuirk, '77*

Direct Transfer of Frozen Embryos

*Dr. Dale Lott, '82*

Equine Recurrent Uveitis

*Dr. Bart Rohrbach*

Fluid Therapy for the Practitioner

*Dr. Tom Doherty*

Initial Wound Assessment and Management

*Dr. Jim Blackford*

Insights into NSAIDs

*Dr. Tom Doherty*

Interpretation of Diagnostic Tests

*Dr. Bart Rohrbach*

Medical and Surgical Demonstrations

*CVM Faculty*

Referring the Trauma Patient

*Dr. John Peroni*

Ultrasonography of Septic Synovial Structures

*Dr. Lisa Neuwirth, '87*

### General Interest

Bioterrorism

*Dr. Mark Abdy, '92*

Agroterrorism

*Dr. Corrie Brown*

### Special Events

Reunion Banquet

Fellowship Breakfast

University Partners' and President's Club Breakfast

Open House

Presentations by CVM faculty



## Goings on around town

### Friday, April 12

Grease (Friday to Sunday), Athens Creative Theater, Morton Theater, evenings 7:30pm, Sunday matinee 3pm, \$11-\$15. Contact: 706/613-3628.

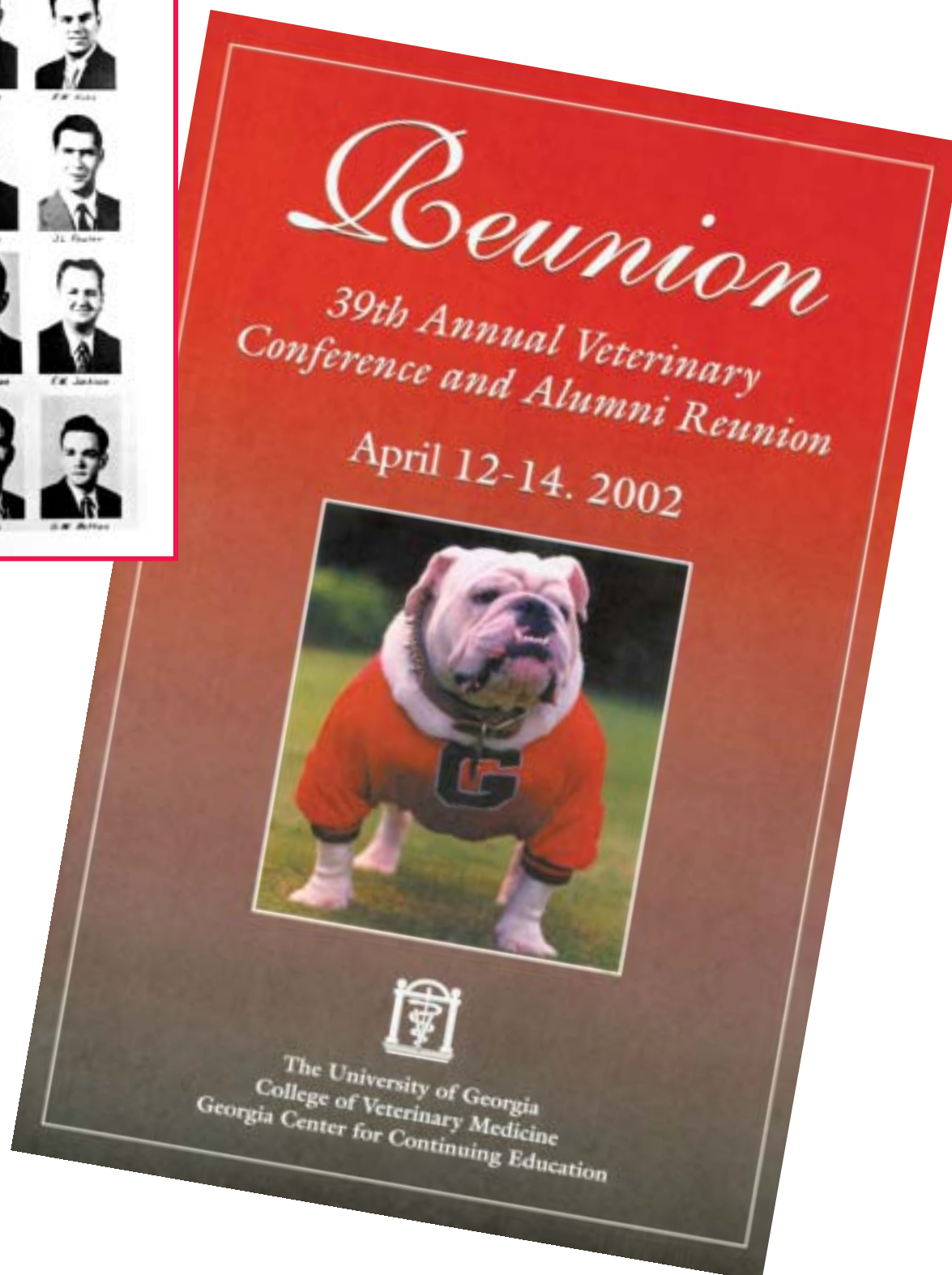
### Saturday, April 13

American folk music: American Classics, the Civil War and Beyond, Jay Ungar and Molly Mason, Performing Arts Center, 8pm, \$17-\$21. Contacts: 706/542-4400, 888/289-8497, www.uga.edu/pac.

Women's Tennis: UGA vs. Tennessee, Dan Magill Tennis Complex, noon.



by we were  
any familiar  
please let us  
mail Dot Sparer,  
culapian,  
vet.uga.edu.



## Heads you win, tails everybody wins

It's not too late to make a contribution to the tenth annual Veterinary Class Campaign. Not only will you be helping your class come out on top in the competitions, but you'll be helping fund a scholarship for a student or equipment for the Hospital, among other worthwhile causes.

The goal of the campaign is for members of reunion classes to contribute \$20 for each year since their graduation. All contributions made since July 1 will count toward that goal.

The five classes that are winners in five categories will be announced at the Alumni Banquet on April 13. Winning classes will be those that:

- Contribute the most money
- Have the highest percentage of class members contributing
- Have reached the highest percentage of their goal
- Have the largest number of President's Club members
- Have the largest number of Partners members

Please make out checks to The University of Georgia Foundation. They'll be accepted until shortly before the banquet.

**Questions? Problems?  
Contact Sandi Kilgo,  
skilgo@vet.uga.edu  
706/542.1451**

## Top ten reasons for attending the 2002 reunion

**10.** Catch up with former classmates and alums from other reunion classes.

**9.** Visit with former professors and marvel at how — like you — they look younger than ever.

**8.** Find out who won the Distinguished Alumnus, Young Achiever, and Distinguished Service awards. (Could it be you?)

**7.** Receive 15 CE credits for attending courses about critical issues in calf health, bite wounds, agroterrorism, and many other hot topics you want to know more about.

**6.** Enjoy fraternity socials, medical and surgical presentations, CVM Open House, and a number of in-town entertainments.

**5.** Hear former student, former dean, and former University president Fred C. Davison speak at the alumni banquet.

**4.** Hear our keynote speaker, Richard S. Callan of the MCG School of Dentistry, talk about how paraprofessionals can help you maximize the bottom line in your practice.

**3.** Stock up on t-shirts, hats, and other must-have CVM regalia.

**2.** Take advantage of your last chance to contribute to the class campaign so your class will win the coveted award.

**1.** Tour the impressive new Diagnostic Laboratory which opened last year, and the refurbished admissions area in the Small Animal Hospital.



## Selling your Practice? Here's how you can give and get at the same time

By Kathy Bangle, CVM Director of Development



Most people, especially CVM alumni, would love to make a major gift to support their alma mater, but the words development officers often hear are, "I have to take care of my children first."

Nobody could argue with that. But in some cases you can make that generous donation that you've always wanted to make, receive income for life, and replace that money for your children's inheritance.

### Some advantages of these life income gifts are:

- provide life-long income
- convert low-yielding assets into a higher income stream
- avoid capital gains taxes on the sale of appreciated assets
- generate a federal income tax deduction
- eliminate or reduce federal estate taxes
- provide a generous gift to the College of Veterinary Medicine

### Charitable Remainder Trusts

Gifts of cash, securities, real estate and/or a veterinary practice are placed in a charitable remainder trust with the UGA Foundation as the beneficiary.

There are two main types of charitable remainder trusts: annuity trusts and unitrusts.

The assets given to a charitable remainder annuity trust are valued on the date the trust is created. An annual payout is determined at that time. You receive this dollar amount for life.

The assets given to a charitable remainder unitrust are valued each year. An annual income payout is made based on a set percentage. This allows for a variable payout from year to year, in contrast to the fixed dollar amount payout from the annuity trust.

The unitrust is often used when inflation and its effect on the future purchasing power of a fixed income is a concern.

### For example:

Dr. Smith bought his veterinary practice 35 years ago for \$50,000. At age 65 when he's ready to retire,

He creates a 7% charitable remainder unitrust by placing his veterinary clinic in it. The trust then sells his practice for \$600,000.

Dr. Smith avoids the capital gains tax on the \$550,000 gain, and this year receives \$42,000 income (7% of \$600,000). Future payments will vary with the value of the trust.

Dr. Smith's income tax charitable deduction for his gift is \$216,144 based on his age and other factors. At Dr. Smith's death, the University of Georgia Foundation will create a distinguished professorship in his name in the College of Veterinary Medicine.

Charitable Remainder Trusts are usually created with assets worth \$250,000 or more. Recent gifts range from \$250,000 to \$5 million.

For more information, contact Kathy R. Bangle, Director of Development, 706/583.0154 or kbangle@vet.uga.edu.


## Special offer to CVM alumni

Jill Leite's original watercolors and fine art prints are collected by University officials, faculty, and generations of alumni.

This finely detailed print of the College of Veterinary Medicine is limited to 950 prints individually signed and numbered by the artist.

Superior craftsmanship and the finest materials preserve this historic scene, which is offered double matted and framed to complement the home or office. A history of the College of Veterinary Medicine is included.

The artist is officially licensed by



the University of Georgia. 15% from the sales of this print will be donated to the Foundation for the College of Veterinary Medicine.

Jill Leite Studio  
866/252.1943 or  
706/549.4442  
110 Pioneer Drive  
Athens, Georgia 30605  
jill@georgiascenes.com  
www.georgiascenes.com

Kathy R. Bangle  
Director of Development  
College of Veterinary Medicine  
706/583.0154  
Email: kbangle@vet.uga.edu

Credit cards and checks accepted.  
Georgia residents – 7% tax

Unframed (10" x 14.5"):  
price \$40, shipping \$4  
Framed (18.5 x 22.5"):  
price \$160, shipping \$20

## Continuing Education Courses, March to November

### March

External Skeletal Fixation . . . . .24<sup>th</sup> - 26<sup>th</sup>

### April

9th Annual Vet. Conf. & Alumni Reunion . . . .12<sup>th</sup> - 14<sup>th</sup>

### June

Advanced Minimally Invasive Surgery . . . . .28<sup>th</sup>

Arthroscopy . . . . .29<sup>th</sup>

Introductory Soft Tissue Rigid Endoscopy . . .30<sup>th</sup> - July 1<sup>st</sup>

### August

Canine Health Symposium . . . . .3<sup>rd</sup>

Athens Veterinary Diagnostic Laboratory . . .18<sup>th</sup>

### October

Small Animal Internal Medicine . . . . .5<sup>th</sup> - 6<sup>th</sup>

Small Animal Anesthesia . . . . .26<sup>th</sup> - 27<sup>th</sup>

### November

Update on Diagnosis and Treatment  
of Animal Behavior . . . . .2<sup>nd</sup> - 3<sup>rd</sup>

Animal Behavior Master Course . . . . .4<sup>th</sup>

### December

Small Animal Infectious Diseases . . . . .7<sup>th</sup> - 8<sup>th</sup>



*Dr. Branson Ritchie awards the honorary degree of Doctor of Meteorological Prognostication from the College to General Beauregard Lee, Georgia's official forecasting groundhog, at the 22nd annual Groundhog Day Celebration. (Beau predicted spring.) Ritchie, a professor of small animal medicine, served as Official VIP at the ceremony, which was reported by press from all corners of the U.S., and even appeared on a German website.*



## PDRC receives generous gift from Wayne Farms

Wayne Farms has pledged a gift of \$65,000 to help fund the Global Avian Health Initiative, an effort dedicated to improving poultry health worldwide.

Through this initiative, the College of Veterinary Medicine is seeking a total of \$7.65 million in private and public funds to endow the Caswell S. Eidson Eminent Scholar position and to expand facilities at the Poultry Diagnostic and Research Center in Athens.

A faculty member at the College for more than 20 years, Eidson conducted research that led to the development and field application of a vaccine to combat Marek's disease.

He also made significant research contributions in the control of Newcastle disease, infectious bursal disease, and infectious tenosynovitis.

Dr. Hiram Lasher of Lasher Associates, Inc. in Millsboro, Delaware, contributed \$375,000 to establish the fund to honor his long-time friend and colleague.

"I appreciate Wayne Farms' generous pledge of support for the Department of Avian Medicine's Global Poultry Health Initiative," said



Dean. Keith W. Prasse.

"For over 30 years, the Poultry Diagnostic and Research Center here at Georgia has made tremendous contributions to the success of poultry production. Commitments such as this will certainly improve on that success."

*PDRC Director Stan Kleven (first from left) and Dr. Chuck Hofacre (second from left) are shown with representatives of Wayne Farms: Elton Maddox (center), CEO and president; Mike Roberts (fourth from left), vice president of production; and Dr. Don Waldrip, DVM '62, (fifth from left), director of health services and area live production manager.*

*Dr. Mike Lynch (left), DVM '68, and Dr. Bob Batchelor (center), DVM '58, hosted a CVM alumni event in Columbia, Maryland last fall. Dean Keith W. Prasse (right) was on hand to give a short briefing on the state of the College.*



## Paul Hoffman, 1928-2001

Paul Eugene Hoffman, DVM, professor emeritus of large animal medicine at the College of Veterinary Medicine,



died on December 30th. He served as chief of staff of the College's Large Animal Teaching Hospital for 25 years and taught at the College

for 42 years until his retirement in 1995.

Born in Charles Town, West Virginia in 1928, Hoffman studied pre-veterinary medicine at Bridgewater College in Virginia on a basketball scholarship.

After earning his dvm at Cornell University in 1953, Hoffman joined the College faculty as a specialist in equine locomotory diseases.

Although teaching was his primary interest, he produced close to 85 research and evaluation studies dealing with equine medicine.

He was active in continuing education programs for the equine industry and the 4-H program, and worked as a consultant to the American Horse Show Association.

As a member of the association's

Drug and Medication Committee, he served as drug-testing veterinarian for the 1996 Olympics, the Arabian National Horse Show, and the 2000 Show Jumping World Cup, among others.

His honors include the Life

Member Award from the American Association of Equine Practitioners and the Georgia Veterinary Medical Association's Veterinarian of the Year Award.

He was honored twice with the highly competitive Norden Labs

Distinguished Teaching Award—one of only four veterinary medicine faculty members who received the award more than once.

Hoffman is survived by his wife Joan, and his daughters Jan Marie and Leslie Brent Hix.





## Alumni honors Faculty honors

**Dr. Bonnie Ballard (dvm '94)** has received four awards over the past year for her work with the veterinary technology program she directs at Gwinnett Technical College in Georgia.

The awards include the GVMA President's Award for 2000, the Lighthouse Award for Excellence in Teaching, the Greater Atlanta Veterinary Medical Society's Distinguished Service Award, and the peer-nominated Rick Perkins Award for Excellence in Technical Instruction.

**Dr. L. Scott Morley (dvm '60)** was given the Gold Star Award by the Florida Veterinary Medical Association for his outstanding service to the veterinary profession.

### Former Dean Anderson receives recognition for research

Dr. David P. Anderson, DVM, former dean and faculty member of the UGA College of Veterinary Medicine, was selected as a life member at the Conference of Research Workers in Animal Diseases' 82nd annual meeting.

The conference awarded Anderson life membership and dedicated the meeting to him in "recognition of outstanding contributions to the understanding and control of disease both through his own investigations and the inspiration that he has given his colleagues and students."

Anderson provided leadership to UGA's College of Veterinary Medicine for 21 years, serving as dean of the college from 1975 until his retirement in 1996.

Anderson joined the College in 1969 as professor of Medical Microbiology, head of the Department of Avian Medicine, and director of the Poultry Disease Research Center. In 1971, he was named associate dean for research and graduate affairs.

In addition to his academic activities, Anderson has made significant contributions to research, particularly in environmental influences on avian respiratory diseases.



**Dr. Sheila W. Allen**, professor of Surgery and associate dean for Academic Affairs, was elected to the Board of Regents of the American College of Veterinary Surgeons.

**Dr. Craig Greene**, professor, Small Animal Medicine, has been selected to receive the AKC Excellence in Canine Research Award for 2002. The award will be presented at the AVMA meeting in July, 2002.

**Dr. Murray E. Hines II**, associate professor, Pathology, was appointed to the National Academy of Sciences Committee on the Diagnosis and


Control of Johne's Disease. The committee will compile and evaluate current information and research about the disease in domestic animals and wildlife, such as cattle and deer. Members will recommend disease prevention and control strategies, especially in livestock, as well as future research priorities. The committee also will summarize what is known about the relationship of Johne's disease in animals to Crohn's disease in humans.

**Dr. Michael Lowder**, associate professor, Large Animal Medicine, received the Large Animal Speaker of

the Year Award at the North American Veterinary Conference.

**Dr. Clarence Rawlings**, professor, Small Animal Medicine, received the 2002 Waltham Award from the American Animal Hospital Association in recognition of his outstanding activities and contributions that resulted in the well-being of companion animals in the international veterinary community.

### Moore is chosen to deliver prestigious AAEP lecture



James N. Moore, DVM, PhD, one of the world's foremost authorities on equine gastrointestinal disease, was chosen by the American Association of Equine Practitioners to present the prestigious Frank J. Milne State-of-the-Art-Lecture at the association's 47th Annual Convention in November.

Named for past president and distinguished life member Frank J. Milne, the lecture focuses on cutting-edge veterinary subjects that are of benefit to the horse industry and equine veterinarians.

Moore has been head of the large animal department at the UGA College of Veterinary Medicine since 1995, with a joint appointment in the Department of Physiology and Pharmacology.

He has edited three books, written numerous book chapters and articles, and received the World Veterinary Association's Research Award in 1999.

### Alums joined VMAT team at WTC disaster site

Working in NYC at the World Trade Center disaster site, the Veterinary Medical Assistance Team was responsible for the care of the search and rescue dogs.

Three UGA alumni were members of the team: Drs. Mark Lloyd (dvm '89), Gary Roop (dvm '55), and Mike Topper (dvm '80).

"I was there for eight days. It was both a rewarding and sad trip," said Topper. "The photos do not do justice to the magnitude of the disaster."

In the aftermath of the 9-11 tragedy, team members provided clinical veterinary care to approximately 40 dogs from the FEMA Urban Search and Rescue Teams, the dogs from the NY fire and police

departments, and other working dogs on the site.

Veterinarians treated about 100 cases daily, administering fluid therapy as needed and decontaminating dogs as they returned from ground zero.

There were 936 medical cases treated at the twin tower site after September 11. The majority of the dogs' injuries were to their lower extremities, as well as eye irritations and breathing difficulties associated with airborne particulates and dust. Many animals had to be treated more than once.

The VMAT is sponsored by AVMA and is activated under the National Disaster Medical System by the president.



*CVM alums who worked on the Veterinary Medical Assistance Team in New York City after the September 11 tragedy were Mark Lloyd (back row, first from left), Mike Topper, back row, fourth from left), and Gary Roop, (front row third from left).*

Published periodically by the College of Veterinary Medicine, University Of Georgia

Dr. Keith W. Prasse, Dean

Dr. Edward A. Mahaffey, Associate Dean for Public Service and Outreach

Kathy Reid Bangle, Director of Development

Donna Decker, Director of Alumni Relations

Dot Sparer, Director of Public Relations

Elizabeth Molyson, Kelly McCarty, Editorial Assistant

Greg Robertson, Design

Luke Gilbert, Paul Efland, Peter Frey, Stephanie Raines, Photography

Belinda Wells, Administrative support

Send all news items and correspondence to:

Dot Sparer, Editor  
Aesculapian  
College of Veterinary Medicine  
The University of Georgia  
Athens, Georgia 30602-7371  
dsparer@vet.uga.edu  
706 / 542.1446

AESCUAPIAN

Nonprofit organization  
U.S. postage paid  
Permit No. 390