

Research article

Open Access

Drift by drift: effective population size is limited by advection

John P Wares*^{†1} and James M Pringle^{†2}

Address: ¹Department of Genetics, University of Georgia, Life Science Building, Athens, Georgia 30602, USA and ²Department of Earth Sciences, University of New Hampshire, Durham, New Hampshire 03824, USA

Email: John P Wares* - jpwares@uga.edu; James M Pringle - jpringle@unh.edu

* Corresponding author †Equal contributors

Published: 18 August 2008

Received: 18 March 2008

BMC Evolutionary Biology 2008, 8:235 doi:10.1186/1471-2148-8-235

Accepted: 18 August 2008

This article is available from: <http://www.biomedcentral.com/1471-2148/8/235>

© 2008 Wares and Pringle; licensee BioMed Central Ltd.

This is an Open Access article distributed under the terms of the Creative Commons Attribution License (<http://creativecommons.org/licenses/by/2.0>), which permits unrestricted use, distribution, and reproduction in any medium, provided the original work is properly cited.

Abstract

Background: Genetic estimates of effective population size often generate surprising results, including dramatically low ratios of effective population size to census size. This is particularly true for many marine species, and this effect has been associated with hypotheses of "sweepstakes" reproduction and selective hitchhiking.

Results: Here we show that in advective environments such as oceans and rivers, the mean asymmetric transport of passively dispersed reproductive propagules will act to limit the effective population size in species with a drifting developmental stage. As advection increases, effective population size becomes decoupled from census size as the persistence of novel genetic lineages is restricted to those that arise in a small upstream portion of the species domain.

Conclusion: This result leads to predictions about the maintenance of diversity in advective systems, and complements the "sweepstakes" hypothesis and other hypotheses proposed to explain cases of low allelic diversity in species with high fecundity. We describe the spatial extent of the species domain in which novel allelic diversity will be retained, thus determining how large an appropriately placed marine reserve must be to allow the persistence of endemic allelic diversity.

Background

The relationship between genetic diversity and population size offers a number of tantalizing insights into demographic influences on evolution [1-3]. While life history characteristics of species tend to make the effective population size (N_e) of a species much lower than the actual census size [4-6], neutral theory [7] predicts a proportional relationship between genetic diversity and N_e [3,8]. Research has shown many cases in which N_e as estimated from genetic markers is several orders of magnitude lower than would be predicted based on census size (N) and a species' reproductive traits [9], and it has been suggested that extremely high variance in reproductive

success (the "sweepstakes" models of [1,6]) or genome-wide selective sweeps [10,11] may be causal mechanisms.

Here, using the results of Pringle and colleagues [12,13] and a simple numerical model, we quantify N_e for populations whose dispersal is subject to persistent directional flow and find a complementary mechanism for the reduction of N_e . We do this in a linear domain, such as a benthic population in a stream or a coastline, though the results can be easily generalized to different geometries. We find that *physical* drift in the ocean or in a stream supplements *genetic* drift as a mechanism for losing genetic diversity, and thus asymmetric dispersal – where larvae

are more likely to settle to one side of their parent than another – will reduce N_e in a given species domain. This mechanism for the reduction of N_e will be shown to be distinct from sweepstakes models. In the sweepstakes models, N_e is reduced by variability in reproductive success between individuals in the same region. In contrast, physical drift will be shown to reduce N_e by creating differential reproductive success between individuals in different regions.

Previous work [e.g. [14,15]] has shown that in a linked series of populations that exchange differing numbers of migrants, the "downstream" sink population (i.e., the one that received more immigration from the "upstream" source population than the "upstream" population received from it) lost endemic alleles and eventually acquired the allele structure of the upstream population. These results suggest that the N_e of the entire group of populations would tend to that of only the upstream population, given sufficiently large and asymmetric migration. While their work treated this effect in discrete demes, we examine a continuously distributed species along a coast or river in which there is no *a priori* partition into separate populations – a pattern that closely resembles many marine and freshwater systems. In addition, we assume that local density dependent effects limit the population and that there is no significant immigration from outside of the population being considered. We first find the region of the species domain in which the species is maintained by propagules released in that region, and not by migration from elsewhere. Then we show that it is the population of this region that acts as a source of allelic diversity and defines N_e for the species over its entire domain. By identifying allelic retention as a spatially defined component of coastal diversity, this work has implications for the design of marine reserves. While genetic diversity has typically not been considered in the placement or size of marine reserves [16], there are clear associations between local genetic diversity and a population's resilience to stress and environmental change [17].

An estimate of N_e in an advective environment

In order to determine N_e , it is necessary to divide the populations into source and sink regions. To do so, we define a "retentive population" as a demographically stable group of individuals that can persist without immigration from outside its domain. This definition is equivalent to that of Booke [18] as discussed in [19]. In coastal oceans, and other nearly one-dimensional systems such as rivers, Pringle and Wares [12] showed that a population and any alleles it contains could persist within a region if

$$\log(N_{\text{allele}}) > L_{\text{adv}}^2 / (2L_{\text{diff}}^2) \quad (1)$$

where N_{allele} is the mean number of a given allele (or class of alleles, *sensu* [20]) in the offspring that recruit and suc-

cessfully reach reproductive age per gene copy per adult per lifetime, *considering the effects of density dependence on reproductive success*. If an allele is neutral, N_{allele} is equivalent to mean lifetime reproductive success per adult [12]. L_{adv} is the average distance a successfully recruiting larva is moved downstream from its parent before recruiting, and L_{diff} is the standard deviation of that distance for all successful recruiting larvae an adult releases. These criteria assume that kurtosis of the dispersal kernel is close to that of a Gaussian; for other kernels, a correction has been developed (Pringle et al., in review).

Allelic diversity persists within this retentive population, as the population is not supported by migration from elsewhere. We define the concept of allelic "persistence" relative to the expectation for the rate at which neutral alleles are lost or go to fixation in a finite randomly mating population [21]; with time, all allelic diversity may be transient. Alleles are considered "persistent" in a given population if they are expected to be lost or go to fixation at the rate predicted for a neutral gene in a population of that size [21,22]. As will be seen below, alleles in an advective domain that originate outside of a "retentive population" will be lost more rapidly than the neutral prediction, and will go to fixation far less often.

With advection an entire species domain cannot be a retentive population, for the criteria in equation (1) above cannot be met throughout the species range if L_{adv} is not zero. At demographic equilibrium, each adult will (on average) generate one surviving offspring and thus one copy each for each copy of an allele it carries – thus the average of N_{allele} over the species range is 1 for neutral alleles, which does not satisfy equation (1). Retention of some allelic diversity occurs because the reproductive success per adult is not evenly distributed spatially, and so in some places is great enough to satisfy eq. 1 [12]. One location where enhanced reproductive success must occur is the upstream edge of the model domain, for there can be no subsidy of this region by immigration from farther upstream. Byers and Pringle [13] note that if the successful reproduction at the upstream edge of the domain, and therefore N_{allele} for a neutral allele, is greater than that needed to satisfy eq. (1), the population will increase at that point. This suggests that the population at the upstream edge will increase until, due to density dependent effects, the average of N_{allele} over the upstream retention zone is reduced until it just satisfies eq. (1). At the upstream edge of the domain there will be a region where eq. (1) is satisfied, and novel allelic diversity can be retained. Since most larvae are transported downstream a mean distance L_{adv} , this upstream region also supplies migrants to downstream regions. Thus, the upstream edge is a retentive population where alleles will only change in frequency due to stochastic drift in allele frequency and the accompanying probability of fixation.

The size and census population of the region of enhanced reproductive success, and thus N_e , will depend on the nature of the spatial variation in habitat quality, L_{adv} and L_{diff} . Here we examine the case in which the habitat is spatially uniform downstream of the upstream edge of the habitat. The mean transport will move an average propagule nL_{adv} downstream of its parents after n generations, while the stochastic component of transport will move the propagule a standard deviation of $n^{0.5}L_{diff}$ around that point [13]. These two distances are equal after $n = L_{diff}^2/L_{adv}^2$ generations. Substituting this expression into either of the distances defined above gives the distance $L_{reten} = L_{diff}^2/L_{adv}$, suggesting L_{reten} is the fundamental length scale of this system, and is the distance over which the effects of mean and stochastic propagule transport are balanced. This suggestion is confirmed with dimensional analysis [23] by noting that "generation" is a discrete time-like dimension, and that the relations nL_{adv} and $n^{0.5}L_{diff}$ suggest underlying parameters with units of velocity (time/distance) and diffusivity (distance²/time). From these, only a single dimensionally consistent length scale can be formed, and it is L_{reten} . Multiplying this distance by the carrying capacity per unit length of the environment (H_{dens}) provides a scaling for N_e comparable to that of [24]:

$$N_e = H_{dens}L_{diff}^2/L_{adv} \quad (2)$$

and the numerical modeling described below confirms the appropriateness of this scale. (We assume that eq. (1) can be satisfied even when the population is close to its carrying capacity. When this is not true, the population is marginal at this location [13], and the estimate of N_e will be further reduced). We expect this estimate of N_e to be reduced relative to standard drift expectations by increasing mean propagule transport (L_{adv}), and that this effect is diminished by increased stochastic transport (L_{diff}). Since L_{adv} and L_{diff} are significantly smaller than species ranges for most coastal species [12,13,25], this value of N_e should be much less than the census population size of the entire domain or metapopulation [as in [26]].

Downstream of the retentive population that defines N_e , N_{allele} will not satisfy (1) – and alleles are not retained – if L_{adv} is non-zero. Allelic diversity in downstream regions will be set by the allelic composition of migrants from upstream. So, in an advective environment the evolution of allelic diversity in the entire population will be governed by the allelic diversity in the retentive population, and the N_e for the entire population should approach the census population of the retentive population given by eq. (2). However, heterogeneity in abiotic (*i.e.* oceanography, temperature, salinity) as well as biotic (*i.e.* physiological responses) factors that result in an interruption or severe reduction of larval transport from upstream may

lead to the formation of additional retention zones within a species' geographic range that harbor additional diversity [12,13]. As descendants of adults in the retentive populations drift downstream in large species domains, they may acquire additional allelic diversity through mutation. It will be argued below that for most realistic population and dispersal parameters this latter effect is small.

Methods & results

To test these ideas, we use a simple numerical model, similar to those used by Pringle and colleagues [12,13]. In our model, a haploid semelparous individual produces a fixed number of larvae that disperse on average a distance L_{adv} downstream, with standard deviation of L_{diff} with a Gaussian dispersal kernel [27] or with Laplace's distribution. Density dependence exists because if more than one propagule recruits to the same location, one is randomly chosen to survive. The model domain is finite, and any propagules that leave the domain die. The results shown below are computed in a model with a low population carrying capacity per unit length (of order 1 individual/km), due to limited computational resources. However, the validity of these results is not sensitive to the magnitude of this parameter.

To illustrate how advection reduces genetic diversity in a population, two domains are initialized with five different alleles each in different parts of the domain in the numer-

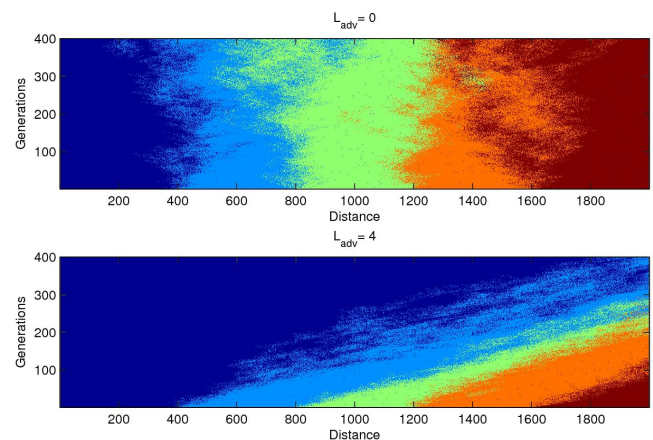


Figure 1
In both (A) and (B), the domain is initialized with haploid adults containing 5 different alleles, each geographically isolated to 1/5 of the domain, and each adult colored according to its allelic composition. The model is run for 400 generations. In (A), $L_{adv} = 0$ km and $L_{diff} = 10$ km. The allelic composition diffuses isotropically away from initial positions, and no allele is favored over others. In (B), $L_{adv} = 4$, so larvae preferentially disperse towards positive x (to the right) and the upstream allele quickly dominates the entire domain. L_{reten} in (B) is 25 km.

ical model (figure 1). In one domain, mean transport of larvae L_{adv} is zero; in the other it is 4 km/generation to the right. In both, the stochastic component of larval transport L_{diff} is 10 km/generation. In the case with no mean larval transport, all genetic diversity is retained. However, when there is mean larval transport, only the upstream allele persists and the other alleles are lost downstream, for only the upstream allele begins in the retentive region that lies within $L_{reten} = 25$ km of the upstream edge of the domain.

A second numerical experiment illustrates how the presence of directional larval dispersal changes the spatial

structure of the population system. In these model runs, L_{diff} is fixed to 100 km and L_{adv} is varied from 0 to 116 km. There is a mutation rate $\mu = 10^{-3}$ such that larvae randomly carry a new allele with this frequency (a smaller, more realistic μ does not change the results, but dramatically increases computation time). In these model runs, N_{allele} is uniform in the interior and small near the edges when L_{adv} is zero, but as L_{adv} increases, N_{allele} becomes largest near the upstream edge of the species domain, and is one in the interior of the model domain (figure 2A). Examining N_{allele} divided by the value that just satisfies eq. (1) (figure 2B), we find that N_{allele} just satisfies eq. (1) in the retention zone that lies within L_{reten} from the upstream

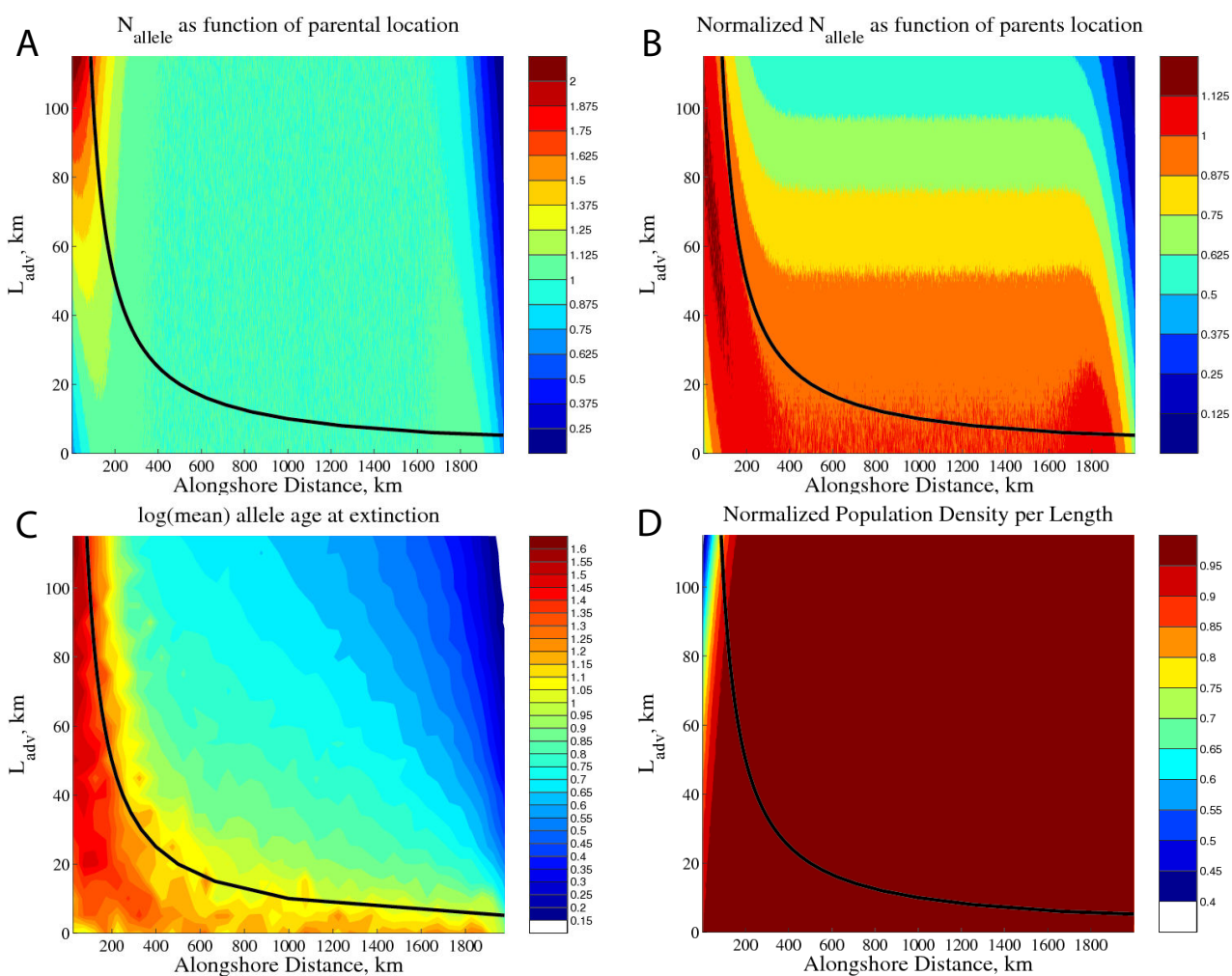


Figure 2
(A) N_{allele} for a 1-dimensional ocean with a mean current from left to right as a function of the alongshore distance and the mean larval transport distance, L_{adv} . The heavy black line represents the width of the retention zone $L_{reten} = L_{diff}^2/L_{adv}$ from the upstream edge of the domain. **(B)** N_{allele} normalized by the critical value of N_{allele} needed to allow retention, as given by eq. (1). **(C)** The logarithm of average persistence time of a novel allele in generations as a function of the location where the allele first appeared. **(D)** The population density per length of the domain, normalized by the carrying capacity. The stochastic component of larval transport, L_{diff} , is 100 km, the carrying capacity of the domain is 1 individual/km, and the domain is 2048 km in size.

edge of the domain, and does not elsewhere. In the model, time to fixation or extinction of all novel alleles is tracked as a function of their origin. As discussed above, enhanced reproductive success within a distance L_{reten} from the upstream edge allows novel alleles to persist longer in the upstream retentive population, for a time appropriate to N_e as given by Eq. (1), while those in downstream regions are lost much more quickly (figure 2C). The region in which novel alleles are retained, and the density of these upstream regions, decreases in size as L_{adv} increases (figure 2D), as predicted in the expression for L_{reten} .

To determine N_e as a function of L_{adv} and L_{diff} , we calculate the inbreeding effective population size N_e [28] given the mean lifetime of a novel allele in the system. We initialize the model with two alleles, each randomly distributed and each comprising 50% of the population. The neutral time to fixation in such a model will be $2.7 N_e$ [21], and so we estimate N_e from the average fixation time of 100 model runs. In Figure 3, we run the model in three domains of sizes $L_{\text{domain}} = 10^3, 4 \times 10^3$, and 1.6×10^4 km. In each domain, we fix L_{diff} to 200 km, and vary L_{adv} from 0 to 110 km, and compare the estimated N_e from (2) to the estimation from fixation time in an upstream region of the model L_{reten} in size. Once there is fixation in this

upstream region, the allele fixes rapidly in the rest of the species domain in approximately $L_{\text{domain}}/L_{\text{adv}}$ generations. When the size of the domain is less than L_{reten} in extent, N_e is limited to the population census size (figure 3). Thus when L_{adv} is small, N_e is nearly equal to the census population of the entire population, though somewhat smaller due to loss of larvae from the edges of the domain caused by stochastic larval transport. When the domain size is greater than L_{reten} , eq. (2) captures the variability of N_e with L_{adv} very well, capturing the several order of magnitude decline in N_e with increasing L_{adv} . As mentioned above, the estimate of N_e from (2) is, for most values of L_{adv} , very much smaller than – and not dependent upon – the census population size. When the model is re-run with Laplace's dispersal kernel, the results shown in Figure 3 remain unchanged (not shown), suggesting that these results are not very sensitive to the kurtosis of the dispersal kernel.

Discussion

The concept of "effective population size" is typically used as a numerical trait of a population more than as a descriptor of biological reality [26]. But N_e is intended to reflect the number of individuals that contribute to the evolutionary potential of a species [29]; in advective environments, we have shown that this contribution is driven mostly by a small upstream portion of a species geographic range. Given selective neutrality of the genes being studied in a standard population genetics survey, it is generally assumed that the number of successful offspring an individual will have is independent of its genotypic state or geographic location [3]. Other results have suggested that for some species, habitat may be structured by varying quality that will determine the distribution of offspring numbers [6], *i.e.* a "nest-site" model [3]. In these cases, however, it is typically assumed that location itself (and thus the potential for lower variance in reproductive success) is not heritable. In the case of populations under mean advection, however, the upstream retention zone will represent a heritable component of reproductive success for any larvae spawned there because a small fraction of these larvae retain their parents' geographic reproductive advantage.

The attention given to estimating N_e in natural populations has recently been focused on a number of demographic causes for reduced N_e/N ratios [6,26,30]. Here we show a significant environmental interaction that can strongly affect diversity in continuously distributed species. While overall allelic diversity in the species' domain will likely include a large number of potentially transient alleles that form in downstream regions at a rate $2 N_e \mu$ (or $N_e \mu$ for haploid markers), in an advective environment most of these are more quickly lost due to advection (a time in generations of about $L_{\text{domain}}/L_{\text{adv}}$) than to stochas-

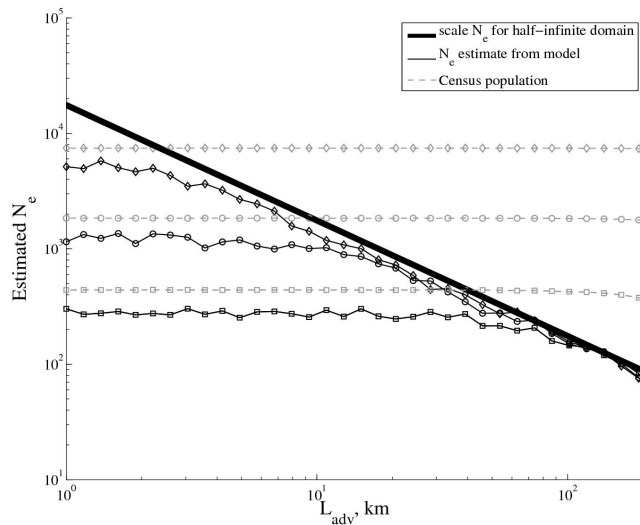


Figure 3
(Thick Black Line) Estimate of N_e from equation (2).
(Dashed Thin Lines) Census population in domain. The squares () are for a domain 1024 km in size, the circles (○) are for a domain 4096 km in size, and the diamonds (◇) for a domain 16384 km in size. **(Solid Lines)** Estimates of N_e from a numerical model with varying L_{adv} and a constant L_{diff} of 200 km. For the purposes of simulation, the carrying capacity of the domain is about 0.5 individuals per kilometer.

tic genetic drift (Figure 2). The retention of diversity is thus going to be related to the size of demographically stable and retentive populations such as the upstream edge of the domain, a size that is specific to a species' reproductive and larval dispersal traits. As L_{adv} increases, this source region becomes smaller, and with uniform density of individuals reduces N_e concomitantly.

Thus, different species with distinct larval dispersal traits can have distinct N_e/N ratios in the same region, all else being equal. This mechanism does not hinge on the reproductive "sweepstakes" between individuals at the same location – instead, it is an effect of the differential reproductive success of individuals from different regions, and the effects of mean larval transport. Mean larval transport, L_{adv} , can change from generation to generation [13], and therefore the size of the retention region can vary from generation to generation. This will produce a fluctuating N_e from generation to generation, and years of especially strong mean advection could reduce net diversity. Thus N_e can be reduced not only by year-to-year variation in reproductive success, but also by inter-annual changes in the physical environment that affect larval dispersal.

A growing body of literature attempts to link patterns of genetic diversity with patterns of biodiversity, for the purposes of elucidating the mechanisms underlying broad-scale biogeographic structure and for conservation-focused predictions [31,32]. However, in strongly advective environments the link between population genetic structure and community structure may be tenuous because what appears to be panmixia – extensive, range-wide gene flow – may instead represent an extended source-sink metacommunity [26]. Our predictions suggest that in populations whose dispersal is subject to strong advection (*e.g.*, high dispersal from the upstream populations to downstream) N_e will be more disassociated from actual census size than for populations less affected by advection.

To test this prediction, one might imagine comparing species with very different dispersal strategies, or comparing the same or similar species in two locations with different dispersal conditions. However, while classical population genetics predicts elevated diversity *across* populations of low-dispersal species, recent isotropic descriptions of metapopulation structure [26] show that due to unequal contribution of some populations to subsequent generations, limited dispersal can actually reduce N_e . Metapopulation structure in general may bias the measurement of N_e and gene flow measures [33], and Foltz [34] suggests a strong role of purifying selection and/or local adaptation in limiting diversity in dispersal-limited species. Altogether, these factors may confound comparisons of N_e/N ratios among distantly related taxa; thus it may be more

appropriate to make intraspecific or sister-taxon comparisons, in which closely-related equilibrium (*e.g.* not introduced or range-expanded) populations exist on a "strong-advection" coast and a "weak-advection" coast. Such a comparison can be made for species with pelagic larvae that are distributed on both the Pacific coast of the Baja California peninsula (strong advection) and in the semi-enclosed Gulf of California (weak advection). Our work would predict higher diversity in the weak advection Gulf of California region; given six appropriate studies, four support this hypothesis [35-38], one is equivocal but at least some population samples in the Gulf have higher diversity [39], and in one case the Gulf sister species is apparently less diverse [40].

Conclusion

Overall, some of the lowest N_e/N ratios observed are for species with broad dispersal potential in regions where ocean currents would be expected to generate a large L_{adv} [6,41]. While a species' fecundity may be associated with dispersal potential in marine organisms [42], fecundity alone is not predictive of N_e/N [43] – suggesting that other factors, including advection, may be involved in the relationship between N_e and actual census size. In the end, any mechanism that increases the variance in reproductive success among individuals, whether due to stochastic, biological, or spatial processes, will reduce genetic variation in a species [28]. Here we argue that one of many processes that must be considered when analyzing the genetic diversity of coastal species is the interaction between a species and its dispersal. Dispersal must be considered in the persistent discussion of N_e/N ratios (*e.g.*, [11]) if there is to be a better empirical understanding of how variation is maintained in natural populations, and for management and conservation questions [44]. Our work explicitly defines the size of domain that will be evolutionarily important and is relevant to marine reserve design, in that if a reserve is larger than this region of size L_{reten} it will also be protecting 'sink' regions; if it is smaller than this length, reserve size will be a limiting factor on total genetic diversity.

Authors' contributions

This work was developed as equal-authorship collaboration between JPW, who conceived of the study and drafted the manuscript, and JMP who developed the numerical simulations and scalings and coordinated the results, and helped to draft the manuscript. All authors read and approved the final manuscript.

Acknowledgements

Many thanks to John Wakeley, Scott Small, Mike Hickerson, Robin Waples, Bob Holt, and two anonymous reviewers for comments and discussions during the writing of this manuscript. This work was supported by University of Georgia Research Foundation funds to JPW and NSF grant OCE-0453792 to JMP.

References

1. Hedgecock D: **Does variance in reproductive success limit effective population sizes of marine organisms?** In *Genetics and Evolution of Aquatic Organisms* Edited by: Beaumont AR. Springer; 1994:122-134.
2. Lynch M, Conery JS: **The origins of genome complexity.** *Science* 2003, **302**:1401-1404.
3. Wakeley J: **Coalescent Theory: An Introduction.** Roberts & Co; 2008.
4. Nunney L: **The effective size of a hierarchically structured population.** *Evolution* 1999, **53**:1-10.
5. Charnov EL, Turner TF, Winemiller KO: **Reproductive constraints and the evolution of life histories with indeterminate growth.** *Proc National Acad Sci USA* 2001, **98**:9460-9464.
6. Turner TF, Wares JP, Gold JR: **Genetic Effective Size Is Three Orders of Magnitude Smaller Than Adult Census Size in an Abundant, Estuarine-Dependent Marine Fish (*Sciaenops ocellatus*).** *Genetics* 2002, **162**:1329-1339.
7. Kimura M: **Genetic variability maintained in a finite population due to mutational production of neutral and nearly neutral isoalleles.** *Genet Res* 1968, **11**:247-269.
8. Nei M: **Molecular Evolutionary Genetics.** New York: Columbia University Press; 1987.
9. Avise JC: **Molecular markers, natural history, and evolution.** New York: Chapman and Hall; 1994.
10. Gillespie JH: **Is the population size of a species relevant to its evolution?** *Evolution* 2001, **55**:2161-2169.
11. Bazin E, Glémin S, Galtier N: **Population size does not influence mitochondrial genetic diversity in animals.** *Science* 2006, **312**:570-572.
12. Pringle JM, Wares JP: **The maintenance of alongshore variation in allele frequency in a coastal ocean.** *Marine Ecology Progress Series* 2007, **335**:69-84.
13. Byers JE, Pringle JM: **Going against the flow: retention, range limits and invasions in advective environments.** *Mar Ecol Prog Ser* 2006, **313**:27-41.
14. Nagylaki T: **Clines with asymmetric migration.** *Genetics* 1978, **88**:813-827.
15. Kawecki TJ, Holt RD: **Evolutionary consequences of asymmetric dispersal rates.** *Am Nat* 2002, **160**:333-347.
16. Bell JJ, Okamura B: **Low genetic diversity in a marine nature reserve: re-evaluating diversity criteria in reserve design.** *Proc Roy Soc Lond B* 2005, **272**:1067-1074.
17. Hughes AR, Stachowicz JJ: **Genetic diversity enhances the resistance of a seagrass ecosystem to disturbance.** *Proc National Acad Sci USA* 2004, **101**:8998-9002.
18. Booke HE: **The conundrum of the stock concept – are nature and nurture definable in fishery science?** *Can J Fish Aqu Sci* 1981, **38**:1479-1480.
19. Waples RS, Gaggiotti O: **What is a population? An empirical evaluation of some genetic methods for identifying the number of gene pools and their degree of connectivity.** *Mol Ecol* 2006, **15**:1419-1439.
20. Slatkin M, Rannala B: **Estimating Allele Age.** *Annu Rev Genomics Hum Genet* 2000, **1**:225-249.
21. Kimura M, Ohta T: **The average number of generations until fixation of a mutant gene in a finite population.** *Genetics* 1969, **61**:763-771.
22. Kimura M: **Genetic variability maintained in a finite population due to mutational production of neutral and nearly neutral isoalleles.** *Genetical Research* 1968, **11**(3):247-269.
23. Price JF: **Dimensional analysis of models and data sets.** *Am J Phys* 2003, **71**:437-447.
24. Hedrick PW: **Large variance in reproductive success and the Ne/N ratio.** *Evolution* 2005, **59**:1596-1599.
25. Shanks AL, Grantham BA, Carr MH: **Propagule dispersal distance and the size and spacing of marine reserves.** *Ecol Appl* 2003, **13**:S108-S116.
26. Wang J, Caballero A: **Developments in predicting the effective size of subdivided populations.** *Heredity* 1999, **82**:212-226.
27. Siegel DA, Kinlan BP, Gaylord B, Gaines SD: **Lagrangian descriptions of marine larval dispersion.** *Mar Ecol Prog Ser* 2003, **260**:83-96.
28. Sjödin P, Kaj I, Krone S, Lascoux M, Nordborg M: **On the meaning and existence of an effective population size.** *Genetics* 2005, **19**:1061-1070.
29. Wright S: **Evolution in Mendelian Populations.** *Genetics* 1931, **28**:114-138.
30. Flowers JM, Schroeter SC, Burton RS: **The recruitment sweepstakes has many winners: genetic evidence from the sea urchin *Strongylocentrotus purpuratus*.** *Evolution* 2002, **56**:1445-1453.
31. Martin PR, McKay JK: **Latitudinal variation in genetic divergence of populations and the potential for future speciation.** *Evolution* 2004, **58**:938-945.
32. Vellend M: **Species diversity and genetic diversity: parallel processes and correlated patterns.** *Am Nat* 2005, **166**:199-215.
33. Wang J, Whitlock MC: **Estimating effective population size and migration rates from genetic samples over space and time.** *Genetics* 2003, **163**:429-446.
34. Foltz DW: **Invertebrate species with nonpelagic larvae have elevated levels of nonsynonymous substitutions and reduced nucleotide diversities.** *J Mol Evol* 2003, **57**:607-612.
35. Bernardi G, Lape J: **Tempo and mode of speciation in the Baja California disjunct fish species *Anisotremus davidsonii*.** *Mol Ecol* 2005, **14**:4085-4096.
36. Muñoz-Salazar R, Talbot SL, Sage GK, Ward DH, Cabello-Pasini A: **Population genetic structure of annual and perennial populations of *Zostera marina* L. along the Pacific coast of Baja California and the Gulf of California.** *Mol Ecol* 2005, **14**:711-722.
37. Stepien CA, Rosenblatt RH, Bargmeyer BA: **Phylogeography of the spotted sand bass, *Paralabrax maculatofasciatus*: divergence of Gulf of California and Pacific Coast populations.** *Evolution* 2001, **55**:1852-1862.
38. Terry A, Bucciarelli G, Bernardi G: **Restricted Gene Flow and Incipient Speciation in Disjunct Pacific Ocean and Sea of Cortez Populations of a Reef Fish Species, *Girella nigricans*.** *Evolution* 2000, **54**(2):652-659.
39. Medina M, Walsh P: **Comparison of Four Mendelian Loci of the California Sea Hare (*Aplysia californica*) from Populations of the Coast of California and the Sea of Cortez.** *Mar Biotechnol* 2000, **2**:449-455.
40. Wares JP: **Patterns of speciation inferred from mitochondrial DNA in North American *Chthamalus* (Cirripedia: Balanomorpha: Chthamaloidea).** *Molecular Phylogenetics and Evolution* 2001, **18**:104-116.
41. Hedgecock D, Chow V, Waples RS: **Effective population numbers of shellfish broodstocks estimated from temporal variance in allelic frequencies.** *Aquaculture* 1992, **108**:215-232.
42. Havenhand JN: **Evolutionary ecology of larval types.** In *Ecology of Marine Invertebrate Larvae* Edited by: McEdward L. New York: CRC Press; 1995:79-122.
43. Frankham R: **Effective population size/adult population size ratios in wildlife: a review.** *Genet Res* 1995, **66**:95-107.
44. Palumbi SR: **Population genetics, demographic connectivity, and the design of marine reserves.** *Ecological Applications* 2003, **13**:S146-S158.

Publish with **BioMed Central** and every scientist can read your work free of charge

"BioMed Central will be the most significant development for disseminating the results of biomedical research in our lifetime."

Sir Paul Nurse, Cancer Research UK

Your research papers will be:

- available free of charge to the entire biomedical community
- peer reviewed and published immediately upon acceptance
- cited in PubMed and archived on PubMed Central
- yours — you keep the copyright

Submit your manuscript here:
http://www.biomedcentral.com/info/publishing_adv.asp

