

Central District

Row and Forage Crops

Barley

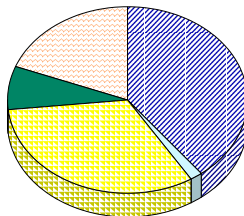
County	Acres	Yield	Price	Farm Gate Value
Baldwin	0.0	0.00	\$2.36	\$0
Butts	0.0	0.00	\$2.36	\$0
Carroll	0.0	0.00	\$2.36	\$0
Clayton	0.0	0.00	\$2.36	\$0
Columbia	0.0	0.00	\$2.36	\$0
Coweta	0.0	0.00	\$2.36	\$0
Douglas	0.0	0.00	\$2.36	\$0
Elbert	0.0	0.00	\$2.36	\$0
Fayette	0.0	0.00	\$2.36	\$0
Glascocok	0.0	0.00	\$2.36	\$0
Greene	0.0	0.00	\$2.36	\$0
Hancock	0.0	0.00	\$2.36	\$0
Haralson	0.0	0.00	\$2.36	\$0
Hart	250.0	52.00	\$2.36	\$30,680
Heard	0.0	0.00	\$2.36	\$0
Henry	100.0	60.00	\$2.36	\$14,160
Jasper	0.0	0.00	\$2.36	\$0
Jones	0.0	0.00	\$2.36	\$0
Lincoln	0.0	0.00	\$2.36	\$0
Madison	0.0	0.00	\$2.36	\$0
McDuffie	0.0	0.00	\$2.36	\$0
Meriwether	0.0	0.00	\$2.36	\$0
Monroe	0.0	0.00	\$2.36	\$0
Morgan	60.0	40.00	\$2.36	\$5,664
Newton	25.0	35.00	\$2.36	\$2,065
Oglethorpe	0.0	0.00	\$2.36	\$0
Paulding	0.0	0.00	\$2.36	\$0
Polk	0.0	0.00	\$2.36	\$0
Putnam	0.0	0.00	\$2.36	\$0
Richmond	0.0	0.00	\$2.36	\$0
Rockdale	0.0	0.00	\$2.36	\$0
Spalding	0.0	0.00	\$2.36	\$0
Taliaferro	0.0	0.00	\$2.36	\$0
Troup	0.0	0.00	\$2.36	\$0
Warren	0.0	0.00	\$2.36	\$0
Wilkes	0.0	0.00	\$2.36	\$0
Barley	435			\$52,569

State Total

\$132,849

Extension District % of State Value

For Barley



Central District	39.6%
East District	1.7%
North District	32.2%
South District	7.5%
West District	19.1%
Total:	100.0%

Corn

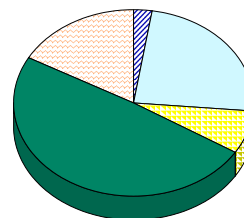
County	Acres	Yield	Price	Farm Gate Value
Baldwin	350.0	90.00	\$2.15	\$67,725
Butts	57.0	40.00	\$2.15	\$4,902
Carroll	0.0	0.00	\$2.15	\$0
Clayton	0.0	0.00	\$2.15	\$0
Columbia	0.0	0.00	\$2.15	\$0
Coweta	250.0	105.00	\$2.15	\$56,438
Douglas	0.0	0.00	\$2.15	\$0
Elbert	300.0	50.00	\$2.15	\$32,250
Fayette	75.0	107.00	\$2.15	\$17,254
Glascocok	400.0	20.00	\$2.15	\$17,200
Greene	0.0	0.00	\$2.15	\$0
Hancock	175.0	30.00	\$2.15	\$11,288
Haralson	1,200.0	110.00	\$2.15	\$283,800
Hart	1,100.0	120.00	\$2.15	\$283,800
Heard	180.0	55.00	\$2.15	\$21,285
Henry	90.0	50.00	\$2.15	\$9,675
Jasper	500.0	60.00	\$2.15	\$64,500
Jones	0.0	0.00	\$2.15	\$0
Lincoln	400.0	60.00	\$2.15	\$51,600
Madison	980.0	90.00	\$2.15	\$189,630
McDuffie	300.0	20.00	\$2.15	\$12,900
Meriwether	100.0	100.00	\$2.15	\$21,500
Monroe	88.0	80.00	\$2.15	\$15,136
Morgan	0.0	0.00	\$2.15	\$0
Newton	545.0	84.00	\$2.15	\$98,427
Oglethorpe	600.0	103.00	\$2.15	\$132,870
Paulding	250.0	40.00	\$2.15	\$21,500
Polk	1,700.0	60.00	\$1.90	\$193,800
Putnam	160.0	56.00	\$2.15	\$19,264
Richmond	750.0	100.00	\$2.15	\$161,250
Rockdale	125.0	103.00	\$2.15	\$27,681
Spalding	0.0	0.00	\$2.15	\$0
Taliaferro	0.0	0.00	\$2.15	\$0
Troup	0.0	0.00	\$2.15	\$0
Warren	600.0	40.00	\$2.15	\$51,600
Wilkes	700.0	107.00	\$2.15	\$161,035
Corn	11,975			\$2,028,309

State Total

\$77,003,242

Extension District % of State Value

For Corn



Central District	2.6%
East District	23.8%
North District	7.5%
South District	49.0%
West District	17.0%
Total:	100.0%

Central District

Cotton

County	Acres	Yield	Price	Farm Gate Value
Baldwin	10.0	125.00	\$1.36	\$850
Butts	0.0	0.00	\$0.68	\$0
Carroll	0.0	0.00	\$0.68	\$0
Clayton	0.0	0.00	\$0.68	\$0
Columbia	0.0	0.00	\$0.68	\$0
Coweta	0.0	0.00	\$0.68	\$0
Douglas	0.0	0.00	\$0.68	\$0
Elbert	2,200.0	450.00	\$0.68	\$673,200
Fayette	0.0	0.00	\$0.68	\$0
GlascocK	305.0	250.00	\$0.68	\$51,850
Greene	0.0	0.00	\$0.68	\$0
Hancock	100.0	300.00	\$0.68	\$20,400
Haralson	0.0	0.00	\$0.68	\$0
Hart	500.0	583.00	\$0.68	\$198,220
Heard	0.0	0.00	\$0.68	\$0
Henry	400.0	560.00	\$0.68	\$152,320
Jasper	0.0	0.00	\$0.68	\$0
Jones	0.0	0.00	\$0.68	\$0
Lincoln	0.0	0.00	\$0.68	\$0
Madison	22.0	520.00	\$0.68	\$7,779
McDuffie	500.0	200.00	\$0.68	\$68,000
Meriwether	0.0	0.00	\$0.68	\$0
Monroe	60.0	500.00	\$0.68	\$20,400
Morgan	1,500.0	225.00	\$0.68	\$229,500
Newton	0.1	#####	\$0.68	\$68
Oglethorpe	0.0	0.00	\$0.68	\$0
Paulding	0.0	0.00	\$0.68	\$0
Polk	1,600.0	350.00	\$0.60	\$336,000
Putnam	0.0	0.00	\$0.68	\$0
Richmond	200.0	600.00	\$0.68	\$81,600
Rockdale	0.0	0.00	\$0.68	\$0
Spalding	0.0	0.00	\$0.68	\$0
Taliaferro	0.0	0.00	\$0.68	\$0
Troup	0.0	0.00	\$0.68	\$0
Warren	0.0	0.00	\$0.68	\$0
Wilkes	100.0	583.00	\$0.68	\$39,644
Cotton	7,497			\$1,879,831

Hay

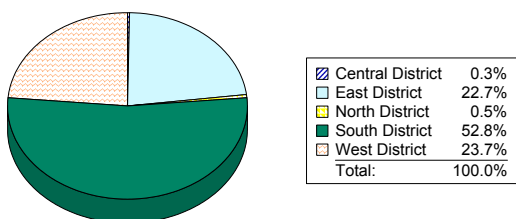
County	Acres	Yield	Price	Farm Gate Value
Baldwin	6,325.0	3.00	\$65.00	\$1,233,375
Butts	4,000.0	2.10	\$55.00	\$462,000
Carroll	6,500.0	3.00	\$55.00	\$1,072,500
Clayton	200.0	1.80	\$55.00	\$19,800
Columbia	6,480.0	2.40	\$55.00	\$855,360
Coweta	7,500.0	2.50	\$55.00	\$1,031,250
Douglas	600.0	2.00	\$55.00	\$66,000
Elbert	8,000.0	2.00	\$55.00	\$880,000
Fayette	700.0	3.00	\$55.00	\$115,500
GlascocK	4,500.0	3.00	\$55.00	\$742,500
Greene	15,000.0	4.00	\$55.00	\$3,300,000
Hancock	2,500.0	4.00	\$55.00	\$550,000
Haralson	4,800.0	2.20	\$55.00	\$580,800
Hart	11,500.0	2.40	\$55.00	\$1,518,000
Heard	700.0	3.50	\$55.00	\$134,750
Henry	8,000.0	2.40	\$55.00	\$1,056,000
Jasper	25,000.0	2.00	\$55.00	\$2,750,000
Jones	5,000.0	2.50	\$55.00	\$687,500
Lincoln	7,000.0	1.50	\$55.00	\$577,500
Madison	12,000.0	2.50	\$55.00	\$1,650,000
McDuffie	1,200.0	2.00	\$60.00	\$144,000
Meriwether	3,000.0	3.00	\$55.00	\$495,000
Monroe	2,632.0	3.00	\$55.00	\$434,280
Morgan	5,000.0	3.50	\$55.00	\$962,500
Newton	4,000.0	2.40	\$55.00	\$528,000
Oglethorpe	15,000.0	2.00	\$55.00	\$1,650,000
Paulding	3,000.0	2.00	\$55.00	\$330,000
Polk	5,041.0	2.40	\$55.00	\$665,412
Putnam	10,800.0	1.50	\$55.00	\$891,000
Richmond	3,000.0	2.50	\$55.00	\$412,500
Rockdale	0.0	0.00	\$0.00	\$0
Spalding	1,500.0	2.00	\$55.00	\$165,000
Taliaferro	0.0	0.00	\$0.00	\$0
Troup	3,000.0	2.00	\$55.00	\$330,000
Warren	4,600.0	2.50	\$55.00	\$632,500
Wilkes	11,690.0	2.40	\$55.00	\$1,543,080
Hay	209,768			\$28,466,107

State Total \$618,817,220

State Total \$97,443,576

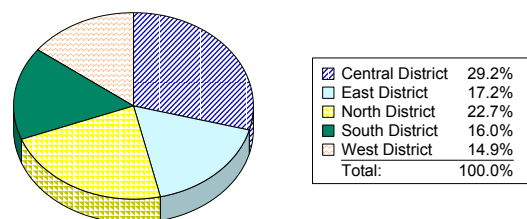
Extension District % of State Value

For Cotton



Extension District % of State Value

For Hay



Central District

Miscellaneous Row Crops

County	Farm Gate Value
Baldwin	\$0
Butts	\$0
Carroll	\$0
Clayton	\$0
Columbia	\$0
Coweta	\$0
Douglas	\$0
Elbert	\$0
Fayette	\$0
GlascocK	\$107,800
Greene	\$50,000
Hancock	\$0
Haralson	\$0
Hart	\$45,000
Heard	\$0
Henry	\$0
Jasper	\$0
Jones	\$0
Lincoln	\$0
Madison	\$0
McDuffie	\$0
Meriwether	\$0
Monroe	\$0
Morgan	\$0
Newton	\$0
Oglethorpe	\$0
Paulding	\$0
Polk	\$0
Putnam	\$0
Richmond	\$0
Rockdale	\$0
Spalding	\$351,875
Taliaferro	\$0
Troup	\$0
Warren	\$0
Wilkes	\$0
Miscellaneous Row Crops	\$554,675

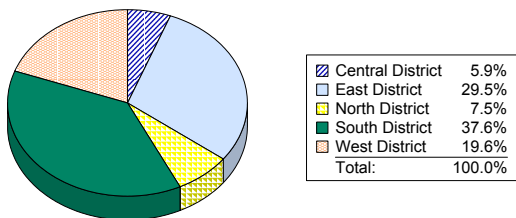
State Total \$9,439,059

Oats

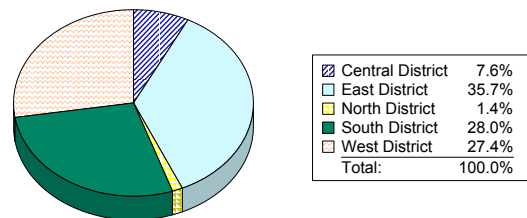
County	Acres	Yield	Price	Farm Gate Value
Baldwin	45.0	50.00	\$1.25	\$2,813
Butts	0.0	0.00	\$0.00	\$0
Carroll	0.0	0.00	\$0.00	\$0
Clayton	0.0	0.00	\$0.00	\$0
Columbia	0.0	0.00	\$0.00	\$0
Coweta	75.0	60.00	\$1.25	\$5,625
Douglas	0.0	0.00	\$0.00	\$0
Elbert	300.0	55.00	\$1.25	\$20,625
Fayette	0.0	0.00	\$0.00	\$0
GlascocK	175.0	65.00	\$1.25	\$14,219
Greene	0.0	0.00	\$0.00	\$0
Hancock	300.0	30.00	\$1.25	\$11,250
Haralson	0.0	0.00	\$0.00	\$0
Hart	400.0	72.00	\$1.25	\$36,000
Heard	0.0	0.00	\$0.00	\$0
Henry	160.0	60.00	\$1.25	\$12,000
Jasper	500.0	72.00	\$1.25	\$45,000
Jones	0.0	0.00	\$0.00	\$0
Lincoln	0.0	0.00	\$0.00	\$0
Madison	50.0	60.00	\$1.25	\$3,750
McDuffie	200.0	60.00	\$1.25	\$15,000
Meriwether	200.0	65.00	\$1.25	\$16,250
Monroe	28.0	60.00	\$1.25	\$2,100
Morgan	100.0	60.00	\$1.25	\$7,500
Newton	400.0	68.00	\$1.25	\$34,000
Oglethorpe	200.0	55.00	\$1.25	\$13,750
Paulding	0.0	0.00	\$0.00	\$0
Polk	0.0	0.00	\$0.00	\$0
Putnam	80.0	60.00	\$1.25	\$6,000
Richmond	300.0	75.00	\$1.25	\$28,125
Rockdale	88.0	65.00	\$1.25	\$7,150
Spalding	0.0	0.00	\$0.00	\$0
Taliaferro	0.0	0.00	\$0.00	\$0
Troup	0.0	0.00	\$0.00	\$0
Warren	800.0	50.00	\$1.25	\$50,000
Wilkes	0.0	0.00	\$0.00	\$0
Oats	4,401			\$331,156

State Total \$4,378,925

Extension District % of State Value
For Miscellaneous Row Crops



Extension District % of State Value
For Oats



Central District

Peanuts - Additional

County	Acres	Yield	Price	Farm Gate Value
Baldwin	0.0	0	\$0.00	\$0
Butts	0.0	0	\$0.00	\$0
Carroll	0.0	0	\$0.00	\$0
Clayton	0.0	0	\$0.00	\$0
Columbia	0.0	0	\$0.00	\$0
Coweta	0.0	0	\$0.00	\$0
Douglas	0.0	0	\$0.00	\$0
Elbert	0.0	0	\$0.00	\$0
Fayette	0.0	0	\$0.00	\$0
GlascocK	0.0	0	\$0.00	\$0
Greene	0.0	0	\$0.00	\$0
Hancock	0.0	0	\$0.18	\$0
Haralson	0.0	0	\$0.00	\$0
Hart	0.0	0	\$0.00	\$0
Heard	0.0	0	\$0.00	\$0
Henry	0.0	0	\$0.00	\$0
Jasper	0.0	0	\$0.00	\$0
Jones	0.0	0	\$0.00	\$0
Lincoln	0.0	0	\$0.00	\$0
Madison	0.0	0	\$0.00	\$0
McDuffie	0.0	0	\$0.00	\$0
Meriwether	0.0	0	\$0.00	\$0
Monroe	0.0	0	\$0.00	\$0
Morgan	0.0	0	\$0.00	\$0
Newton	0.0	0	\$0.00	\$0
Oglethorpe	0.0	0	\$0.00	\$0
Paulding	0.0	0	\$0.00	\$0
Polk	0.0	0	\$0.00	\$0
Putnam	0.0	0	\$0.00	\$0
Richmond	50.0	2500	\$0.18	\$22,500
Rockdale	0.0	0	\$0.00	\$0
Spalding	0.0	0	\$0.00	\$0
Taliaferro	0.0	0	\$0.00	\$0
Troup	0.0	0	\$0.00	\$0
Warren	0.0	0	\$0.00	\$0
Wilkes	0.0	0	\$0.00	\$0
Peanuts - Additional	50			\$22,500

State Total

\$46,377,049

Peanuts - Quota

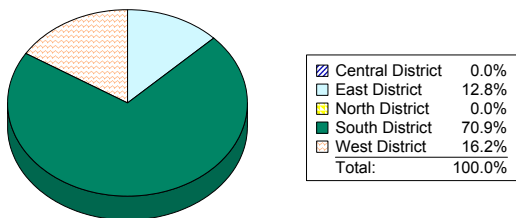
County	Acres	Yield	Price	Farm Gate Value
Baldwin	0.0	0	\$0.00	\$0
Butts	0.0	0	\$0.00	\$0
Carroll	0.0	0	\$0.00	\$0
Clayton	0.0	0	\$0.00	\$0
Columbia	0.0	0	\$0.00	\$0
Coweta	0.0	0	\$0.00	\$0
Douglas	0.0	0	\$0.00	\$0
Elbert	0.0	0	\$0.00	\$0
Fayette	0.0	0	\$0.00	\$0
GlascocK	0.0	0	\$0.00	\$0
Greene	0.0	0	\$0.00	\$0
Hancock	0.0	0	\$0.31	\$0
Haralson	0.0	0	\$0.00	\$0
Hart	0.0	0	\$0.00	\$0
Heard	0.0	0	\$0.00	\$0
Henry	0.0	0	\$0.00	\$0
Jasper	0.0	0	\$0.00	\$0
Jones	0.0	0	\$0.00	\$0
Lincoln	0.0	0	\$0.00	\$0
Madison	0.0	0	\$0.00	\$0
McDuffie	0.0	0	\$0.00	\$0
Meriwether	0.0	0	\$0.00	\$0
Monroe	0.0	0	\$0.00	\$0
Morgan	0.0	0	\$0.00	\$0
Newton	0.0	0	\$0.00	\$0
Oglethorpe	0.0	0	\$0.00	\$0
Paulding	0.0	0	\$0.00	\$0
Polk	0.0	0	\$0.00	\$0
Putnam	0.0	0	\$0.00	\$0
Richmond	95.0	2800	\$0.31	\$81,130
Rockdale	0.0	0	\$0.00	\$0
Spalding	0.0	0	\$0.00	\$0
Taliaferro	0.0	0	\$0.00	\$0
Troup	0.0	0	\$0.00	\$0
Warren	0.0	0	\$0.00	\$0
Wilkes	0.0	0	\$0.00	\$0
Peanuts - Quota	95			\$81,130

State Total

\$353,238,840

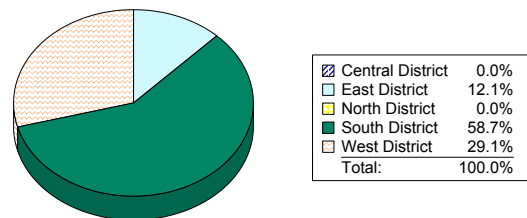
Extension District % of State Value

For Peanuts - Additional



Extension District % of State Value

For Peanuts - Quota



Central District

Rye

County	Acres	Yield	Price	Farm Gate Value
Baldwin	100.0	24.00	\$6.00	\$14,400
Butts	60.0	25.00	\$6.00	\$9,000
Carroll	0.0	0.00	\$0.00	\$0
Clayton	0.0	0.00	\$0.00	\$0
Columbia	0.0	0.00	\$0.00	\$0
Coweta	0.0	0.00	\$0.00	\$0
Douglas	0.0	0.00	\$0.00	\$0
Elbert	500.0	25.00	\$6.00	\$75,000
Fayette	0.0	0.00	\$0.00	\$0
Glascocock	700.0	45.00	\$6.00	\$189,000
Greene	0.0	0.00	\$0.00	\$0
Hancock	1,150.0	30.00	\$6.00	\$207,000
Haralson	0.0	0.00	\$0.00	\$0
Hart	750.0	26.00	\$6.00	\$117,000
Heard	0.0	0.00	\$0.00	\$0
Henry	260.0	50.00	\$6.00	\$78,000
Jasper	0.0	0.00	\$0.00	\$0
Jones	0.0	0.00	\$0.00	\$0
Lincoln	0.0	0.00	\$0.00	\$0
Madison	120.0	25.00	\$6.00	\$18,000
McDuffie	300.0	25.00	\$6.00	\$45,000
Meriwether	3,100.0	21.00	\$6.00	\$390,600
Monroe	0.0	0.00	\$0.00	\$0
Morgan	40.0	35.00	\$6.00	\$8,400
Newton	200.0	35.00	\$6.00	\$42,000
Oglethorpe	300.0	21.00	\$6.00	\$37,800
Paulding	0.0	0.00	\$0.00	\$0
Polk	0.0	0.00	\$0.00	\$0
Putnam	120.0	21.00	\$6.00	\$15,120
Richmond	800.0	25.00	\$6.00	\$120,000
Rockdale	44.0	24.00	\$6.00	\$6,336
Spalding	0.0	0.00	\$0.00	\$0
Taliaferro	0.0	0.00	\$0.00	\$0
Troup	0.0	0.00	\$0.00	\$0
Warren	250.0	25.00	\$6.00	\$37,500
Wilkes	0.0	0.00	\$0.00	\$0
Rye	8,794			\$1,410,156

Silage

County	Acres	Yield	Price	Farm Gate Value
Baldwin	0.0	0.00	\$0.00	\$0
Butts	150.0	9.00	\$21.00	\$28,350
Carroll	50.0	12.00	\$21.00	\$12,600
Clayton	0.0	0.00	\$0.00	\$0
Columbia	110.0	15.00	\$21.00	\$34,650
Coweta	90.0	15.00	\$21.00	\$28,350
Douglas	150.0	15.00	\$21.00	\$47,250
Elbert	300.0	4.00	\$21.00	\$25,200
Fayette	0.0	0.00	\$0.00	\$0
Glascocock	50.0	5.00	\$21.00	\$5,250
Greene	580.0	12.00	\$21.00	\$146,160
Hancock	1,200.0	3.00	\$21.00	\$75,600
Haralson	0.0	0.00	\$0.00	\$0
Hart	1,200.0	13.00	\$21.00	\$327,600
Heard	25.0	9.00	\$21.00	\$4,725
Henry	20.0	12.00	\$21.00	\$5,040
Jasper	1,000.0	2.50	\$21.00	\$55,500
Jones	1,100.0	10.00	\$21.00	\$231,000
Lincoln	0.0	0.00	\$0.00	\$0
Madison	410.0	12.00	\$21.00	\$103,320
McDuffie	900.0	6.00	\$21.00	\$113,400
Meriwether	100.0	15.00	\$21.00	\$31,500
Monroe	821.0	8.00	\$21.00	\$137,928
Morgan	800.0	10.00	\$21.00	\$168,000
Newton	100.0	7.00	\$21.00	\$14,700
Oglethorpe	300.0	13.00	\$21.00	\$81,900
Paulding	500.0	9.00	\$21.00	\$94,500
Polk	0.0	0.00	\$0.00	\$0
Putnam	1,285.0	8.00	\$21.00	\$215,880
Richmond	300.0	15.00	\$21.00	\$94,500
Rockdale	0.0	0.00	\$0.00	\$0
Spalding	0.0	0.00	\$0.00	\$0
Taliaferro	0.0	0.00	\$0.00	\$0
Troup	0.0	0.00	\$0.00	\$0
Warren	1,400.0	8.00	\$21.00	\$235,200
Wilkes	1,800.0	7.00	\$21.00	\$264,600
Silage	14,741			\$2,579,703

State Total

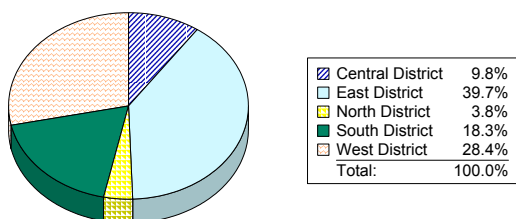
\$14,406,249

State Total

\$14,849,158

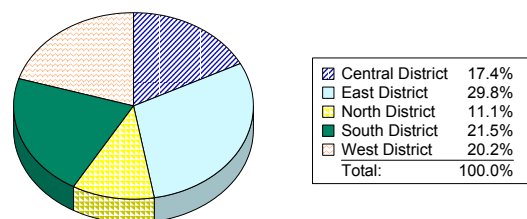
Extension District % of State Value

For Rye



Extension District % of State Value

For Silage



Central District

Sorghum

County	Acres	Yield	Price	Farm Gate Value
Baldwin	50.0	45.00	\$1.90	\$4,275
Butts	0.0	0.00	\$0.00	\$0
Carroll	0.0	0.00	\$0.00	\$0
Clayton	0.0	0.00	\$0.00	\$0
Columbia	0.0	0.00	\$0.00	\$0
Coweta	0.0	0.00	\$0.00	\$0
Douglas	0.0	0.00	\$0.00	\$0
Elbert	200.0	45.00	\$1.90	\$17,100
Fayette	0.0	0.00	\$0.00	\$0
Glascocock	0.0	0.00	\$0.00	\$0
Greene	0.0	0.00	\$0.00	\$0
Hancock	0.0	0.00	\$1.90	\$0
Haralson	200.0	45.00	\$1.90	\$17,100
Hart	800.0	45.00	\$1.90	\$68,400
Heard	10.0	45.00	\$1.90	\$855
Henry	125.0	30.00	\$1.90	\$7,125
Jasper	0.0	0.00	\$0.00	\$0
Jones	0.0	0.00	\$0.00	\$0
Lincoln	0.0	0.00	\$0.00	\$0
Madison	75.0	40.00	\$1.90	\$5,700
McDuffie	200.0	20.00	\$1.90	\$7,600
Meriwether	200.0	55.00	\$1.90	\$20,900
Monroe	0.0	0.00	\$0.00	\$0
Morgan	50.0	20.00	\$1.90	\$1,900
Newton	50.0	50.00	\$1.90	\$4,750
Oglethorpe	250.0	45.00	\$1.90	\$21,375
Paulding	0.0	0.00	\$0.00	\$0
Polk	128.0	30.00	\$1.90	\$7,296
Putnam	0.0	0.00	\$0.00	\$0
Richmond	25.0	45.00	\$1.90	\$2,138
Rockdale	15.0	45.00	\$1.90	\$1,283
Spalding	0.0	0.00	\$0.00	\$0
Taliaferro	0.0	0.00	\$0.00	\$0
Troup	0.0	0.00	\$0.00	\$0
Warren	0.0	0.00	\$0.00	\$0
Wilkes	100.0	45.00	\$1.90	\$8,550
Sorghum	2,478			\$196,346

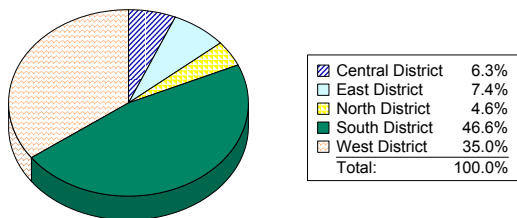
Soybeans

County	Acres	Yield	Price	Farm Gate Value
Baldwin	0.0	0.00	\$0.00	\$0
Butts	260.0	17.00	\$5.30	\$23,426
Carroll	0.0	0.00	\$0.00	\$0
Clayton	0.0	0.00	\$0.00	\$0
Columbia	0.0	0.00	\$0.00	\$0
Coweta	250.0	30.00	\$5.30	\$39,750
Douglas	0.0	0.00	\$0.00	\$0
Elbert	600.0	15.00	\$5.30	\$47,700
Fayette	0.0	0.00	\$0.00	\$0
Glascocock	0.0	0.00	\$0.00	\$0
Greene	0.0	0.00	\$0.00	\$0
Hancock	75.0	15.00	\$5.30	\$5,963
Haralson	1,000.0	20.00	\$5.30	\$106,000
Hart	2,500.0	24.00	\$5.30	\$318,000
Heard	0.0	0.00	\$0.00	\$0
Henry	2,700.0	19.00	\$5.30	\$271,890
Jasper	0.0	0.00	\$0.00	\$0
Jones	0.0	0.00	\$0.00	\$0
Lincoln	0.0	0.00	\$0.00	\$0
Madison	3,800.0	25.00	\$5.30	\$503,500
McDuffie	300.0	12.00	\$5.30	\$19,080
Meriwether	500.0	20.00	\$5.30	\$53,000
Monroe	76.0	20.00	\$5.30	\$8,056
Morgan	80.0	18.00	\$5.30	\$7,632
Newton	200.0	30.00	\$5.30	\$31,800
Oglethorpe	500.0	19.00	\$5.30	\$50,350
Paulding	0.0	0.00	\$0.00	\$0
Polk	409.0	15.00	\$5.30	\$32,516
Putnam	0.0	0.00	\$0.00	\$0
Richmond	900.0	25.00	\$5.30	\$119,250
Rockdale	50.0	23.00	\$5.30	\$6,095
Spalding	0.0	0.00	\$0.00	\$0
Taliaferro	0.0	0.00	\$0.00	\$0
Troup	0.0	0.00	\$0.00	\$0
Warren	0.0	0.00	\$0.00	\$0
Wilkes	0.0	0.00	\$0.00	\$0
Soybeans	14,200			\$1,644,007

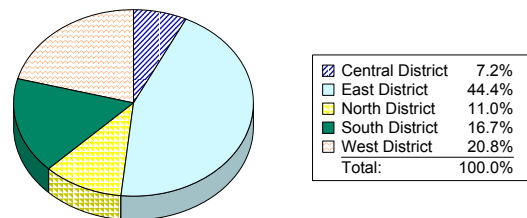
State Total \$3,093,190

State Total \$22,924,914

Extension District % of State Value
For Sorghum



Extension District % of State Value
For Soybeans



Central District

Straw

County	Acres	Yield	Price	Farm Gate Value
Baldwin	275.0	75.00	\$3.50	\$72,188
Butts	0.0	0.00	\$0.00	\$0
Carroll	0.0	0.00	\$0.00	\$0
Clayton	0.0	0.00	\$0.00	\$0
Columbia	0.0	0.00	\$0.00	\$0
Coweta	300.0	75.00	\$2.00	\$45,000
Douglas	100.0	50.00	\$5.00	\$25,000
Elbert	1,000.0	3.00	\$2.00	\$6,000
Fayette	0.0	0.00	\$0.00	\$0
GlascocK	1,000.0	70.00	\$2.00	\$140,000
Greene	50.0	50.00	\$2.00	\$5,000
Hancock	0.0	0.00	\$2.00	\$0
Haralson	400.0	50.00	\$2.00	\$40,000
Hart	1,000.0	80.00	\$2.00	\$160,000
Heard	0.0	0.00	\$0.00	\$0
Henry	680.0	75.00	\$2.00	\$102,000
Jasper	0.0	0.00	\$0.00	\$0
Jones	100.0	75.00	\$3.50	\$26,250
Lincoln	0.0	0.00	\$0.00	\$0
Madison	3,000.0	70.00	\$2.00	\$420,000
McDuffie	0.0	0.00	\$0.00	\$0
Meriwether	1,000.0	100.00	\$2.00	\$200,000
Monroe	300.0	70.00	\$2.00	\$42,000
Morgan	400.0	75.00	\$2.00	\$60,000
Newton	1,000.0	50.00	\$2.00	\$100,000
Oglethorpe	300.0	75.00	\$2.00	\$45,000
Paulding	0.0	0.00	\$0.00	\$0
Polk	45.0	75.00	\$1.50	\$5,063
Putnam	0.0	0.00	\$0.00	\$0
Richmond	50.0	75.00	\$2.00	\$7,500
Rockdale	0.0	0.00	\$0.00	\$0
Spalding	200.0	100.00	\$1.85	\$37,000
Taliaferro	0.0	0.00	\$0.00	\$0
Troup	0.0	0.00	\$0.00	\$0
Warren	500.0	87.50	\$2.00	\$87,500
Wilkes	0.0	0.00	\$0.00	\$0
Straw	11,700			\$1,625,500

Tobacco

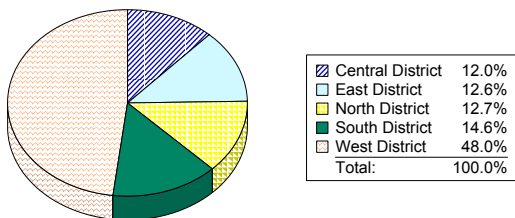
County	Acres	Yield	Price	Farm Gate Value
Baldwin	0.0	0.00	\$0.00	\$0
Butts	0.0	0.00	\$0.00	\$0
Carroll	0.0	0.00	\$0.00	\$0
Clayton	0.0	0.00	\$0.00	\$0
Columbia	0.0	0.00	\$0.00	\$0
Coweta	0.0	0.00	\$0.00	\$0
Douglas	0.0	0.00	\$0.00	\$0
Elbert	0.0	0.00	\$0.00	\$0
Fayette	0.0	0.00	\$0.00	\$0
GlascocK	0.0	0.00	\$0.00	\$0
Greene	0.0	0.00	\$0.00	\$0
Hancock	0.0	0.00	\$1.70	\$0
Haralson	0.0	0.00	\$0.00	\$0
Hart	0.0	0.00	\$0.00	\$0
Heard	0.0	0.00	\$0.00	\$0
Henry	0.0	0.00	\$0.00	\$0
Jasper	0.0	0.00	\$0.00	\$0
Jones	0.0	0.00	\$0.00	\$0
Lincoln	0.0	0.00	\$0.00	\$0
Madison	0.0	0.00	\$0.00	\$0
McDuffie	0.0	0.00	\$0.00	\$0
Meriwether	0.0	0.00	\$0.00	\$0
Monroe	0.0	0.00	\$0.00	\$0
Morgan	0.0	0.00	\$0.00	\$0
Newton	0.0	0.00	\$0.00	\$0
Oglethorpe	0.0	0.00	\$0.00	\$0
Paulding	0.0	0.00	\$0.00	\$0
Polk	0.0	0.00	\$0.00	\$0
Putnam	0.0	0.00	\$0.00	\$0
Richmond	0.0	0.00	\$0.00	\$0
Rockdale	0.0	0.00	\$0.00	\$0
Spalding	0.0	0.00	\$0.00	\$0
Taliaferro	0.0	0.00	\$0.00	\$0
Troup	0.0	0.00	\$0.00	\$0
Warren	0.0	0.00	\$0.00	\$0
Wilkes	0.0	0.00	\$0.00	\$0
Tobacco	0			\$0

State Total

\$13,507,534

Extension District % of State Value

For Straw

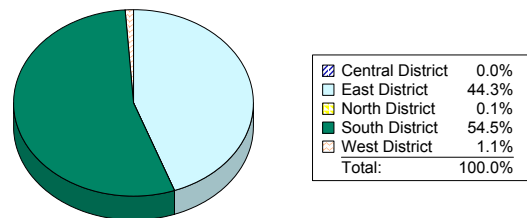


State Total

\$120,363,272

Extension District % of State Value

For Tobacco



Central District

Wheat

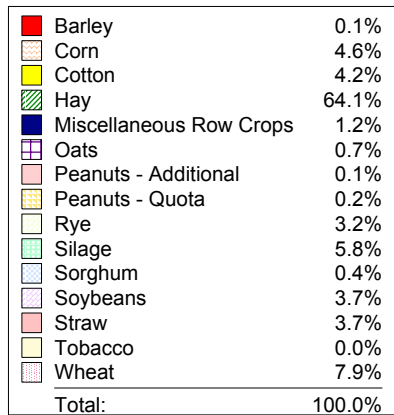
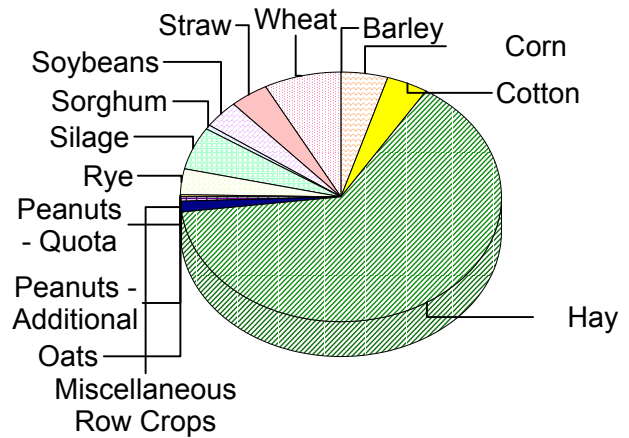
County	Acres	Yield	Price	Farm Gate Value
Baldwin	650.0	42.00	\$2.70	\$73,710
Butts	410.0	37.00	\$2.70	\$40,959
Carroll	50.0	52.00	\$2.70	\$7,020
Clayton	0.0	0.00	\$0.00	\$0
Columbia	0.0	0.00	\$0.00	\$0
Coweta	500.0	50.00	\$2.70	\$67,500
Douglas	0.0	0.00	\$0.00	\$0
Elbert	1,600.0	40.00	\$2.70	\$172,800
Fayette	100.0	54.00	\$2.70	\$14,580
Glascocock	1,500.0	40.00	\$2.70	\$162,000
Greene	250.0	40.00	\$2.70	\$27,000
Hancock	250.0	35.00	\$2.70	\$23,625
Haralson	600.0	54.00	\$2.70	\$87,480
Hart	2,500.0	54.00	\$2.70	\$364,500
Heard	92.0	41.00	\$2.70	\$10,184
Henry	3,400.0	56.00	\$2.70	\$514,080
Jasper	500.0	54.00	\$2.70	\$72,900
Jones	100.0	34.00	\$2.70	\$9,180
Lincoln	0.0	0.00	\$0.00	\$0
Madison	4,800.0	54.00	\$2.70	\$699,840
McDuffie	500.0	40.00	\$2.70	\$54,000
Meriwether	2,500.0	45.00	\$2.70	\$303,750
Monroe	531.0	50.00	\$2.70	\$71,685
Morgan	750.0	60.00	\$2.70	\$121,500
Newton	1,000.0	45.00	\$2.70	\$121,500
Oglethorpe	300.0	30.00	\$2.70	\$24,300
Paulding	0.0	0.00	\$0.00	\$0
Polk	376.0	40.00	\$2.50	\$37,600
Putnam	600.0	43.00	\$2.70	\$69,660
Richmond	900.0	60.00	\$2.70	\$145,800
Rockdale	75.0	52.00	\$2.70	\$10,530
Spalding	750.0	60.00	\$2.70	\$121,500
Taliaferro	0.0	0.00	\$0.00	\$0
Troup	0.0	0.00	\$0.00	\$0
Warren	250.0	50.00	\$2.70	\$33,750
Wilkes	300.0	54.00	\$2.70	\$43,740
Wheat	26,134			\$3,506,673

Row and Forage Crops Central District

\$44,378,663

District Commodity Category Breakdown

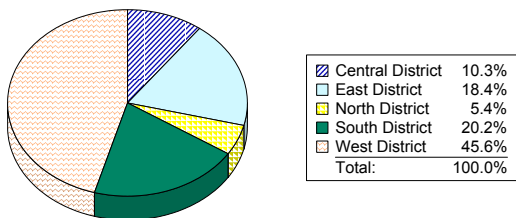
For Row and Forage Crops



State Total

\$33,962,620

Extension District % of State Value For Wheat



Central District

Fruits and Nuts

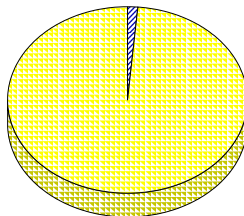
Apples

County	Acres	Yield	Price	Farm Gate Value
Baldwin	0.0	0	\$14.00	\$0
Butts	0.0	0	\$14.00	\$0
Carroll	0.0	0	\$14.00	\$0
Clayton	0.0	0	\$14.00	\$0
Columbia	0.0	0	\$14.00	\$0
Coweta	0.0	0	\$14.00	\$0
Douglas	1.0	150	\$14.00	\$2,100
Elbert	0.0	0	\$14.00	\$0
Fayette	0.0	0	\$14.00	\$0
Glascocock	0.0	0	\$14.00	\$0
Greene	0.0	0	\$14.00	\$0
Hancock	0.0	0	\$14.00	\$0
Haralson	0.0	0	\$14.00	\$0
Hart	6.0	192	\$14.00	\$16,128
Heard	0.0	0	\$14.00	\$0
Henry	0.0	0	\$14.00	\$0
Jasper	0.0	0	\$14.00	\$0
Jones	0.0	0	\$14.00	\$0
Lincoln	3.0	178	\$14.00	\$7,476
Madison	5.0	100	\$14.00	\$7,000
McDuffie	0.0	0	\$14.00	\$0
Meriwether	0.0	0	\$14.00	\$0
Monroe	0.0	0	\$14.00	\$0
Morgan	0.0	0	\$14.00	\$0
Newton	2.0	100	\$14.00	\$2,800
Oglethorpe	0.0	0	\$14.00	\$0
Paulding	25.0	195	\$14.00	\$68,250
Polk	0.0	0	\$14.00	\$0
Putnam	0.0	0	\$14.00	\$0
Richmond	0.0	0	\$14.00	\$0
Rockdale	0.0	0	\$14.00	\$0
Spalding	0.0	0	\$14.00	\$0
Taliaferro	0.0	0	\$14.00	\$0
Troup	0.0	0	\$14.00	\$0
Warren	0.0	0	\$14.00	\$0
Wilkes	0.0	0	\$14.00	\$0
Apples	42			\$103,754

State Total

\$6,866,602

Extension District % of State Value
For Apples



Central District	1.5%
East District	0.0%
North District	98.4%
South District	0.0%
West District	0.1%
Total:	100.0%

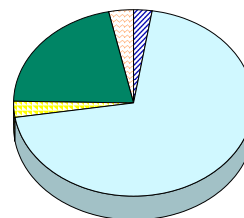
Blueberries - Fresh

County	Acres	Yield	Price	Farm Gate Value
Baldwin	5.0	2500	\$1.25	\$15,625
Butts	0.0	0	\$0.00	\$0
Carroll	0.0	0	\$0.00	\$0
Clayton	0.0	0	\$0.00	\$0
Columbia	0.0	0	\$0.00	\$0
Coweta	5.0	2500	\$1.25	\$15,625
Douglas	2.0	2000	\$1.25	\$5,000
Elbert	0.0	0	\$0.00	\$0
Fayette	14.0	3400	\$1.25	\$59,500
Glascocock	0.0	0	\$0.00	\$0
Greene	0.0	0	\$0.00	\$0
Hancock	0.0	0	\$1.25	\$0
Haralson	0.0	0	\$0.00	\$0
Hart	8.0	2500	\$1.25	\$25,000
Heard	0.0	0	\$0.00	\$0
Henry	2.0	2500	\$1.25	\$6,250
Jasper	5.0	2500	\$1.25	\$15,625
Jones	0.0	0	\$0.00	\$0
Lincoln	0.0	0	\$0.00	\$0
Madison	15.0	2000	\$1.25	\$37,500
McDuffie	6.0	10000	\$1.25	\$75,000
Meriwether	18.0	3000	\$1.25	\$67,500
Monroe	0.0	0	\$0.00	\$0
Morgan	0.0	0	\$0.00	\$0
Newton	5.0	2000	\$1.25	\$12,500
Oglethorpe	0.0	0	\$0.00	\$0
Paulding	3.0	2000	\$1.25	\$7,500
Polk	0.0	0	\$0.00	\$0
Putnam	0.0	0	\$0.00	\$0
Richmond	3.0	2500	\$1.25	\$9,375
Rockdale	5.0	2500	\$1.25	\$15,625
Spalding	0.0	0	\$0.00	\$0
Taliaferro	0.0	0	\$0.00	\$0
Troup	0.0	0	\$0.00	\$0
Warren	0.0	0	\$0.00	\$0
Wilkes	0.0	0	\$0.00	\$0
Blueberries - Fresh	96			\$367,625

State Total

\$14,474,504

Extension District % of State Value
For Blueberries - Fresh



Central District	2.5%
East District	70.1%
North District	2.8%
South District	21.4%
West District	3.2%
Total:	100.0%

Central District

Blueberries - Frozen

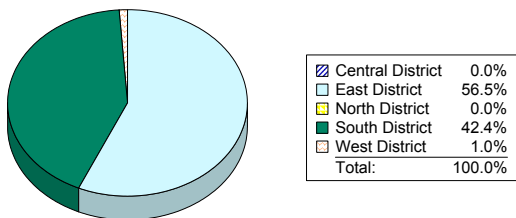
County	Acres	Yield	Price	Farm Gate Value
Baldwin	0.0	0	\$0.00	\$0
Butts	0.0	0	\$0.00	\$0
Carroll	0.0	0	\$0.00	\$0
Clayton	0.0	0	\$0.00	\$0
Columbia	0.0	0	\$0.00	\$0
Coweta	0.0	0	\$0.00	\$0
Douglas	0.0	0	\$0.00	\$0
Elbert	0.0	0	\$0.00	\$0
Fayette	0.0	0	\$0.00	\$0
GlascocK	0.0	0	\$0.00	\$0
Greene	0.0	0	\$0.00	\$0
Hancock	0.0	0	\$0.60	\$0
Haralson	0.0	0	\$0.00	\$0
Hart	0.0	0	\$0.00	\$0
Heard	0.0	0	\$0.00	\$0
Henry	0.0	0	\$0.00	\$0
Jasper	0.0	0	\$0.00	\$0
Jones	0.0	0	\$0.00	\$0
Lincoln	0.0	0	\$0.00	\$0
Madison	0.0	0	\$0.00	\$0
McDuffie	0.0	0	\$0.00	\$0
Meriwether	0.0	0	\$0.00	\$0
Monroe	0.0	0	\$0.00	\$0
Morgan	0.0	0	\$0.00	\$0
Newton	0.0	0	\$0.00	\$0
Oglethorpe	0.0	0	\$0.00	\$0
Paulding	0.0	0	\$0.00	\$0
Polk	0.0	0	\$0.00	\$0
Putnam	0.0	0	\$0.00	\$0
Richmond	0.0	0	\$0.00	\$0
Rockdale	0.0	0	\$0.00	\$0
Spalding	0.0	0	\$0.00	\$0
Taliaferro	0.0	0	\$0.00	\$0
Troup	0.0	0	\$0.00	\$0
Warren	0.0	0	\$0.00	\$0
Wilkes	0.0	0	\$0.00	\$0
Blueberries - Frozen	0			\$0

State Total

\$7,549,540

Extension District % of State Value

For Blueberries - Frozen



Grapes

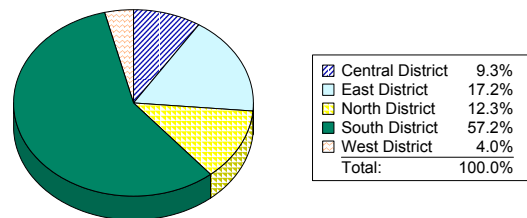
County	Acres	Yield	Price	Farm Gate Value
Baldwin	0.0	0	\$0.00	\$0
Butts	0.0	0	\$0.00	\$0
Carroll	5.0	700	\$0.78	\$2,713
Clayton	0.0	0	\$0.00	\$0
Columbia	0.0	0	\$0.00	\$0
Coweta	5.0	5500	\$0.78	\$21,313
Douglas	0.0	0	\$0.00	\$0
Elbert	0.0	0	\$0.00	\$0
Fayette	12.0	4000	\$0.78	\$37,200
GlascocK	0.0	0	\$0.00	\$0
Greene	4.0	5000	\$0.78	\$15,500
Hancock	0.0	0	\$0.78	\$0
Haralson	0.0	0	\$0.00	\$0
Hart	0.0	0	\$0.00	\$0
Heard	0.0	0	\$0.00	\$0
Henry	4.0	5500	\$0.78	\$17,050
Jasper	0.0	0	\$0.00	\$0
Jones	0.0	0	\$0.00	\$0
Lincoln	10.0	4800	\$0.78	\$37,200
Madison	55.0	5000	\$0.78	\$213,125
McDuffie	0.0	0	\$0.00	\$0
Meriwether	30.0	6500	\$0.78	\$151,125
Monroe	10.0	5100	\$0.78	\$39,525
Morgan	0.0	0	\$0.00	\$0
Newton	20.0	4000	\$0.78	\$62,000
Oglethorpe	0.0	0	\$0.00	\$0
Paulding	6.0	4000	\$0.78	\$18,600
Polk	0.0	0	\$0.00	\$0
Putnam	0.0	0	\$0.00	\$0
Richmond	1.0	5500	\$0.78	\$4,263
Rockdale	5.0	5500	\$0.78	\$21,313
Spalding	0.0	0	\$0.00	\$0
Taliaferro	0.0	0	\$0.00	\$0
Troup	0.0	0	\$0.00	\$0
Warren	0.0	0	\$0.00	\$0
Wilkes	0.0	0	\$0.00	\$0
Grapes	167			\$640,925

State Total

\$6,890,378

Extension District % of State Value

For Grapes



Central District

Miscellaneous Fruit and Nut

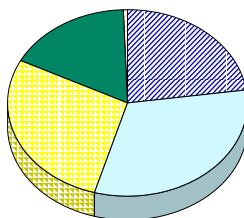
County	Farm Gate Value
Baldwin	\$0
Butts	\$0
Carroll	\$0
Clayton	\$0
Columbia	\$0
Coweta	\$0
Douglas	\$0
Elbert	\$0
Fayette	\$16,120
Glascocock	\$0
Greene	\$0
Hancock	\$66,000
Haralson	\$11,300
Hart	\$0
Heard	\$0
Henry	\$0
Jasper	\$0
Jones	\$0
Lincoln	\$0
Madison	\$0
McDuffie	\$0
Meriwether	\$0
Monroe	\$0
Morgan	\$0
Newton	\$1,625
Oglethorpe	\$0
Paulding	\$0
Polk	\$0
Putnam	\$0
Richmond	\$0
Rockdale	\$0
Spalding	\$224,000
Taliaferro	\$0
Troup	\$0
Warren	\$3,000
Wilkes	\$0
Miscellaneous Fruit and Nut	\$322,045

State Total

\$1,407,245

Extension District % of State Value

For Miscellaneous Fruit and Nut



Central District	22.9%
East District	31.7%
North District	28.0%
South District	16.8%
West District	0.6%
Total:	100.0%

Peaches

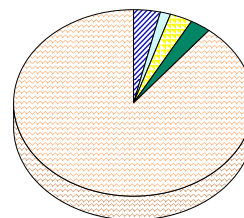
County	Acres	Yield	Price	Farm Gate Value
Baldwin	0.0	0	\$0.00	\$0
Butts	9.0	200	\$0.33	\$594
Carroll	0.0	0	\$0.00	\$0
Clayton	0.0	0	\$0.00	\$0
Columbia	0.0	0	\$0.00	\$0
Coweta	3.0	4000	\$0.33	\$3,960
Douglas	0.0	0	\$0.00	\$0
Elbert	0.0	0	\$0.00	\$0
Fayette	2.0	7000	\$0.33	\$4,620
Glascocock	0.0	0	\$0.00	\$0
Greene	0.0	0	\$0.00	\$0
Hancock	0.0	0	\$0.33	\$0
Haralson	0.0	0	\$0.00	\$0
Hart	42.0	6100	\$0.33	\$84,546
Heard	0.0	0	\$0.00	\$0
Henry	100.0	6000	\$0.33	\$198,000
Jasper	0.0	0	\$0.00	\$0
Jones	0.0	0	\$0.00	\$0
Lincoln	0.0	0	\$0.00	\$0
Madison	20.0	6000	\$0.33	\$39,600
McDuffie	0.0	0	\$0.00	\$0
Meriwether	240.0	8500	\$0.33	\$673,200
Monroe	196.0	6000	\$0.33	\$388,080
Morgan	0.0	0	\$0.00	\$0
Newton	3.0	4500	\$0.33	\$4,455
Oglethorpe	0.0	0	\$0.00	\$0
Paulding	6.0	5000	\$0.33	\$9,900
Polk	0.0	0	\$0.00	\$0
Putnam	0.0	0	\$0.00	\$0
Richmond	0.0	0	\$0.00	\$0
Rockdale	0.0	0	\$0.00	\$0
Spalding	20.0	250	\$1.00	\$5,000
Taliaferro	0.0	0	\$0.00	\$0
Troup	0.0	0	\$0.00	\$0
Warren	0.0	0	\$0.00	\$0
Wilkes	0.0	0	\$0.00	\$0
Peaches	641			\$1,411,955

State Total

\$39,864,643

Extension District % of State Value

For Peaches



Central District	3.5%
East District	1.5%
North District	3.1%
South District	2.6%
West District	89.3%
Total:	100.0%

Central District

Pecans

County	Acres	Yield	Price	Farm Gate Value
Baldwin	95.0	360	\$1.30	\$44,460
Butts	20.0	1000	\$1.30	\$26,000
Carroll	0.0	0	\$0.00	\$0
Clayton	0.0	0	\$0.00	\$0
Columbia	0.0	0	\$0.00	\$0
Coweta	0.0	0	\$0.00	\$0
Douglas	0.0	0	\$0.00	\$0
Elbert	40.0	600	\$1.10	\$26,400
Fayette	0.0	0	\$0.00	\$0
Glascocock	100.0	100	\$1.30	\$13,000
Greene	0.0	0	\$0.00	\$0
Hancock	500.0	250	\$1.30	\$162,500
Haralson	10.0	120	\$1.30	\$1,560
Hart	135.0	1500	\$1.30	\$263,250
Heard	0.0	0	\$0.00	\$0
Henry	7.0	1000	\$1.30	\$9,100
Jasper	600.0	500	\$1.30	\$390,000
Jones	325.0	200	\$1.30	\$84,500
Lincoln	15.0	600	\$1.30	\$11,700
Madison	20.0	1000	\$1.30	\$26,000
McDuffie	80.0	400	\$1.30	\$41,600
Meriwether	325.0	125	\$1.30	\$52,813
Monroe	0.0	0	\$0.00	\$0
Morgan	250.0	1000	\$1.30	\$325,000
Newton	30.0	800	\$1.00	\$24,000
Oglethorpe	0.0	0	\$0.00	\$0
Paulding	6.0	1000	\$1.30	\$7,800
Polk	0.0	0	\$0.00	\$0
Putnam	130.0	215	\$1.30	\$36,335
Richmond	250.0	600	\$1.30	\$195,000
Rockdale	0.0	0	\$0.00	\$0
Spalding	0.0	0	\$0.00	\$0
Taliaferro	0.0	0	\$0.00	\$0
Troup	20.0	600	\$1.30	\$15,600
Warren	250.0	750	\$1.30	\$243,750
Wilkes	0.0	0	\$0.00	\$0
Pecans	3,208			\$2,000,368

Strawberries

County	Acres	Yield	Price	Farm Gate Value
Baldwin	0.0	0	\$0.00	\$0
Butts	0.0	0	\$0.00	\$0
Carroll	0.0	0	\$0.00	\$0
Clayton	0.0	0	\$0.00	\$0
Columbia	0.0	0	\$0.00	\$0
Coweta	0.0	0	\$0.00	\$0
Douglas	0.0	0	\$0.00	\$0
Elbert	2.5	1800	\$1.25	\$5,625
Fayette	17.0	4000	\$1.25	\$85,000
Glascocock	0.0	0	\$0.00	\$0
Greene	0.0	0	\$0.00	\$0
Hancock	0.0	0	\$1.25	\$0
Haralson	0.0	0	\$0.00	\$0
Hart	2.0	19000	\$1.25	\$47,500
Heard	0.0	0	\$0.00	\$0
Henry	4.0	10000	\$1.25	\$50,000
Jasper	0.0	0	\$0.00	\$0
Jones	0.0	0	\$0.00	\$0
Lincoln	0.0	0	\$0.00	\$0
Madison	0.0	0	\$0.00	\$0
McDuffie	0.0	0	\$0.00	\$0
Meriwether	0.0	0	\$0.00	\$0
Monroe	0.0	0	\$0.00	\$0
Morgan	0.0	0	\$0.00	\$0
Newton	0.0	0	\$0.00	\$0
Oglethorpe	0.0	0	\$0.00	\$0
Paulding	0.0	0	\$0.00	\$0
Polk	0.0	0	\$0.00	\$0
Putnam	0.0	0	\$0.00	\$0
Richmond	0.0	0	\$0.00	\$0
Rockdale	10.0	10000	\$1.60	\$160,000
Spalding	0.0	0	\$0.00	\$0
Taliaferro	0.0	0	\$0.00	\$0
Troup	0.0	0	\$0.00	\$0
Warren	0.0	0	\$0.00	\$0
Wilkes	0.0	0	\$0.00	\$0
Strawberries	36			\$348,125

State Total

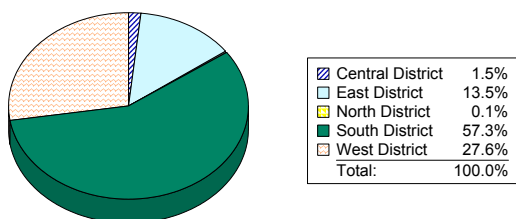
\$129,204,166

State Total

\$3,797,133

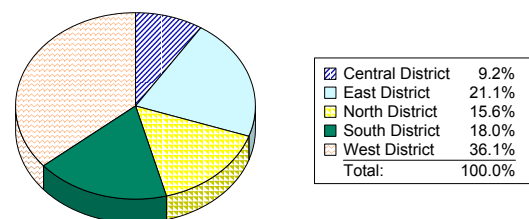
Extension District % of State Value

For Pecans



Extension District % of State Value

For Strawberries



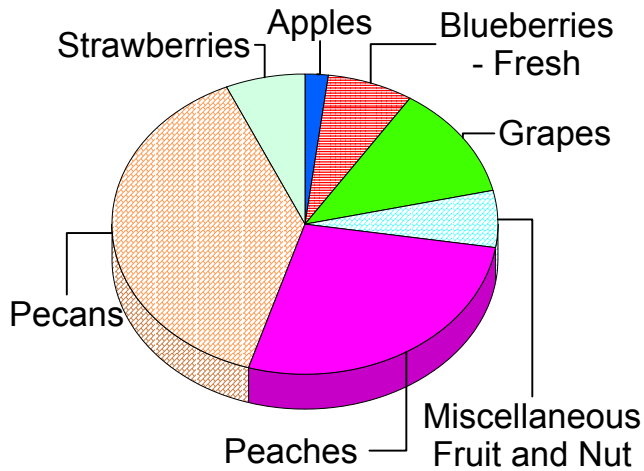
Central District

Fruits and Nuts
Central District

\$5,194,797

District Commodity Category Breakdown

For Fruits and Nuts



Apples	2.0%
Blueberries - Fresh	7.1%
Blueberries - Frozen	0.0%
Grapes	12.3%
Miscellaneous Fruit and Nut	6.2%
Peaches	27.2%
Pecans	38.5%
Strawberries	6.7%
Total:	100.0%

Central District

Vegetables

Banana Peppers

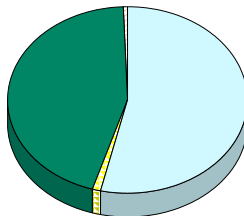
County	Acres	Farm Gate Value
Baldwin	0.0	\$0
Butts	0.0	\$0
Carroll	0.0	\$0
Clayton	0.0	\$0
Columbia	0.0	\$0
Coweta	0.0	\$0
Douglas	0.0	\$0
Elbert	0.0	\$0
Fayette	0.0	\$0
Glascocock	0.0	\$0
Greene	0.0	\$0
Hancock	0.0	\$0
Haralson	0.0	\$0
Hart	0.0	\$0
Heard	0.0	\$0
Henry	0.0	\$0
Jasper	0.0	\$0
Jones	0.0	\$0
Lincoln	0.0	\$0
Madison	0.0	\$0
McDuffie	0.0	\$0
Meriwether	0.0	\$0
Monroe	0.0	\$0
Morgan	0.0	\$0
Newton	0.0	\$0
Oglethorpe	0.0	\$0
Paulding	0.0	\$0
Polk	0.0	\$0
Putnam	0.0	\$0
Richmond	0.0	\$0
Rockdale	0.0	\$0
Spalding	0.0	\$0
Taliaferro	0.0	\$0
Troup	0.0	\$0
Warren	0.0	\$0
Wilkes	0.0	\$0
Banana Peppers	0	\$0

State Total

\$1,532,400

Extension District % of State Value

For Banana Peppers



Central District	0.0%
East District	53.7%
North District	1.0%
South District	44.7%
West District	0.6%
Total:	100.0%

Bell Peppers

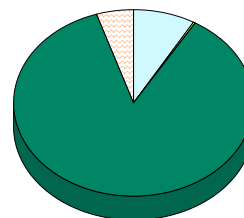
County	Acres	Farm Gate Value
Baldwin	0.0	\$0
Butts	0.0	\$0
Carroll	0.0	\$0
Clayton	0.0	\$0
Columbia	0.0	\$0
Coweta	0.0	\$0
Douglas	0.0	\$0
Elbert	0.0	\$0
Fayette	1.0	\$4,750
Glascocock	0.0	\$0
Greene	0.0	\$0
Hancock	0.0	\$0
Haralson	0.0	\$0
Hart	0.0	\$0
Heard	0.0	\$0
Henry	0.0	\$0
Jasper	0.0	\$0
Jones	0.0	\$0
Lincoln	0.0	\$0
Madison	0.0	\$0
McDuffie	0.0	\$0
Meriwether	0.0	\$0
Monroe	0.0	\$0
Morgan	0.0	\$0
Newton	1.0	\$2,100
Oglethorpe	0.0	\$0
Paulding	0.0	\$0
Polk	0.0	\$0
Putnam	0.0	\$0
Richmond	0.0	\$0
Rockdale	0.0	\$0
Spalding	0.0	\$0
Taliaferro	0.0	\$0
Troup	0.0	\$0
Warren	0.0	\$0
Wilkes	0.0	\$0
Bell Peppers	2	\$6,850

State Total

\$49,555,238

Extension District % of State Value

For Bell Peppers



Central District	0.0%
East District	8.4%
North District	0.2%
South District	86.5%
West District	5.0%
Total:	100.0%

Central District

Broccoli

County	Acres	Farm Gate Value
Baldwin	0.0	\$0
Butts	0.0	\$0
Carroll	0.0	\$0
Clayton	0.0	\$0
Columbia	0.0	\$0
Coweta	0.0	\$0
Douglas	0.0	\$0
Elbert	0.0	\$0
Fayette	0.0	\$0
Glascocock	0.0	\$0
Greene	0.0	\$0
Hancock	0.0	\$0
Haralson	0.0	\$0
Hart	0.0	\$0
Heard	0.0	\$0
Henry	0.0	\$0
Jasper	0.0	\$0
Jones	0.0	\$0
Lincoln	0.0	\$0
Madison	0.0	\$0
McDuffie	0.0	\$0
Meriwether	0.0	\$0
Monroe	0.0	\$0
Morgan	0.0	\$0
Newton	0.0	\$0
Oglethorpe	0.0	\$0
Paulding	0.0	\$0
Polk	0.0	\$0
Putnam	0.0	\$0
Richmond	0.0	\$0
Rockdale	0.0	\$0
Spalding	0.0	\$0
Taliaferro	0.0	\$0
Troup	0.0	\$0
Warren	0.0	\$0
Wilkes	0.0	\$0
Broccoli	0	\$0

Cabbage

County	Acres	Farm Gate Value
Baldwin	0.0	\$0
Butts	0.0	\$0
Carroll	0.0	\$0
Clayton	0.0	\$0
Columbia	0.0	\$0
Coweta	0.0	\$0
Douglas	0.0	\$0
Elbert	0.0	\$0
Fayette	1.0	\$3,450
Glascocock	0.0	\$0
Greene	0.0	\$0
Hancock	0.0	\$0
Haralson	0.0	\$0
Hart	0.0	\$0
Heard	0.0	\$0
Henry	0.0	\$0
Jasper	0.0	\$0
Jones	0.0	\$0
Lincoln	0.0	\$0
Madison	0.0	\$0
McDuffie	0.0	\$0
Meriwether	0.0	\$0
Monroe	0.0	\$0
Morgan	0.0	\$0
Newton	1.0	\$920
Oglethorpe	0.0	\$0
Paulding	0.0	\$0
Polk	0.0	\$0
Putnam	0.0	\$0
Richmond	0.0	\$0
Rockdale	0.0	\$0
Spalding	0.0	\$0
Taliaferro	0.0	\$0
Troup	0.0	\$0
Warren	0.0	\$0
Wilkes	0.0	\$0
Cabbage	2	\$4,370

State Total

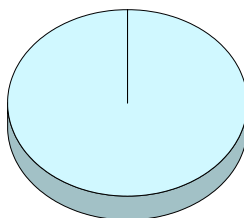
\$5,600

State Total

\$29,976,593

Extension District % of State Value

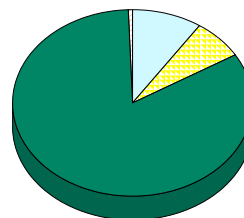
For Broccoli



Central District	0.0%
East District	100.0%
North District	0.0%
South District	0.0%
West District	0.0%
Total:	100.0%

Extension District % of State Value

For Cabbage



Central District	0.0%
East District	9.4%
North District	6.9%
South District	83.2%
West District	0.6%
Total:	100.0%

Central District

Cantaloupe

County	Acres	Farm Gate Value
Baldwin	0.0	\$0
Butts	0.0	\$0
Carroll	0.0	\$0
Clayton	0.0	\$0
Columbia	0.0	\$0
Coweta	0.0	\$0
Douglas	0.0	\$0
Elbert	0.0	\$0
Fayette	1.0	\$3,000
Glascocock	0.0	\$0
Greene	0.0	\$0
Hancock	0.0	\$0
Haralson	0.0	\$0
Hart	0.0	\$0
Heard	0.0	\$0
Henry	0.0	\$0
Jasper	0.0	\$0
Jones	0.0	\$0
Lincoln	0.0	\$0
Madison	23.0	\$37,200
McDuffie	0.0	\$0
Meriwether	10.0	\$30,000
Monroe	0.0	\$0
Morgan	0.0	\$0
Newton	0.0	\$0
Oglethorpe	0.0	\$0
Paulding	4.0	\$4,800
Polk	0.0	\$0
Putnam	0.0	\$0
Richmond	5.0	\$15,000
Rockdale	0.0	\$0
Spalding	0.0	\$0
Taliaferro	0.0	\$0
Troup	0.0	\$0
Warren	0.0	\$0
Wilkes	0.0	\$0
Cantaloupe	43	\$90,000

Carrots

County	Acres	Farm Gate Value
Baldwin	0.0	\$0
Butts	0.0	\$0
Carroll	0.0	\$0
Clayton	0.0	\$0
Columbia	0.0	\$0
Coweta	0.0	\$0
Douglas	0.0	\$0
Elbert	0.0	\$0
Fayette	0.0	\$0
Glascocock	0.0	\$0
Greene	0.0	\$0
Hancock	0.0	\$0
Haralson	0.0	\$0
Hart	0.0	\$0
Heard	0.0	\$0
Henry	0.0	\$0
Jasper	0.0	\$0
Jones	0.0	\$0
Lincoln	0.0	\$0
Madison	0.0	\$0
McDuffie	0.0	\$0
Meriwether	0.0	\$0
Monroe	0.0	\$0
Morgan	0.0	\$0
Newton	0.0	\$0
Oglethorpe	0.0	\$0
Paulding	0.0	\$0
Polk	0.0	\$0
Putnam	0.0	\$0
Richmond	0.0	\$0
Rockdale	0.0	\$0
Spalding	0.0	\$0
Taliaferro	0.0	\$0
Troup	0.0	\$0
Warren	0.0	\$0
Wilkes	0.0	\$0
Carrots	0	\$0

State Total

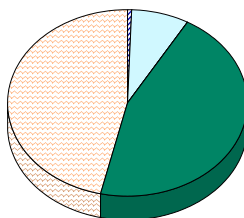
\$18,910,800

State Total

\$12,852,525

Extension District % of State Value

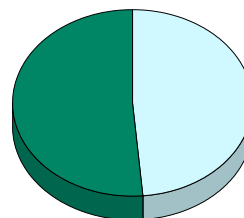
For Cantaloupe



Central District	0.5%
East District	7.8%
North District	0.1%
South District	45.3%
West District	46.3%
Total:	100.0%

Extension District % of State Value

For Carrots



Central District	0.0%
East District	48.7%
North District	0.0%
South District	51.3%
West District	0.0%
Total:	100.0%

Central District

Collards

County	Acres	Farm Gate Value
Baldwin	2.0	\$3,088
Butts	0.0	\$0
Carroll	0.0	\$0
Clayton	0.0	\$0
Columbia	0.0	\$0
Coweta	2.0	\$2,850
Douglas	0.0	\$0
Elbert	0.0	\$0
Fayette	0.0	\$0
Glascocock	0.0	\$0
Greene	0.0	\$0
Hancock	200.0	\$71,250
Haralson	3.0	\$2,850
Hart	0.0	\$0
Heard	0.0	\$0
Henry	0.0	\$0
Jasper	0.0	\$0
Jones	0.0	\$0
Lincoln	0.0	\$0
Madison	80.0	\$114,000
McDuffie	0.0	\$0
Meriwether	10.0	\$15,438
Monroe	0.0	\$0
Morgan	0.0	\$0
Newton	3.0	\$4,275
Oglethorpe	0.0	\$0
Paulding	50.0	\$47,500
Polk	0.0	\$0
Putnam	0.0	\$0
Richmond	0.0	\$0
Rockdale	0.0	\$0
Spalding	0.0	\$0
Taliaferro	0.0	\$0
Troup	0.0	\$0
Warren	3.0	\$6,413
Wilkes	0.0	\$0
Collards	353	\$267,663

Cucumbers

County	Acres	Farm Gate Value
Baldwin	0.0	\$0
Butts	0.0	\$0
Carroll	0.0	\$0
Clayton	0.0	\$0
Columbia	0.0	\$0
Coweta	0.0	\$0
Douglas	0.0	\$0
Elbert	0.0	\$0
Fayette	1.0	\$6,360
Glascocock	0.0	\$0
Greene	0.0	\$0
Hancock	0.0	\$0
Haralson	0.0	\$0
Hart	0.0	\$0
Heard	0.0	\$0
Henry	0.0	\$0
Jasper	0.0	\$0
Jones	0.0	\$0
Lincoln	0.0	\$0
Madison	0.0	\$0
McDuffie	0.0	\$0
Meriwether	0.0	\$0
Monroe	0.0	\$0
Morgan	0.0	\$0
Newton	1.0	\$2,120
Oglethorpe	0.0	\$0
Paulding	0.0	\$0
Polk	0.0	\$0
Putnam	0.0	\$0
Richmond	0.0	\$0
Rockdale	0.0	\$0
Spalding	0.0	\$0
Taliaferro	0.0	\$0
Troup	0.0	\$0
Warren	0.0	\$0
Wilkes	0.0	\$0
Cucumbers	2	\$8,480

State Total

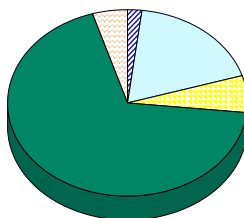
\$13,080,033

State Total

\$55,799,678

Extension District % of State Value

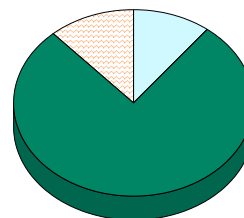
For Collards



Central District	2.0%
East District	18.2%
North District	6.4%
South District	68.8%
West District	4.6%
Total:	100.0%

Extension District % of State Value

For Cucumbers



Central District	0.0%
East District	10.6%
North District	0.0%
South District	77.6%
West District	11.8%
Total:	100.0%

Central District

Eggplant

County	Acres	Farm Gate Value
Baldwin	0.0	\$0
Butts	0.0	\$0
Carroll	0.0	\$0
Clayton	0.0	\$0
Columbia	0.0	\$0
Coweta	0.0	\$0
Douglas	0.0	\$0
Elbert	0.0	\$0
Fayette	0.0	\$0
Glascocock	0.0	\$0
Greene	0.0	\$0
Hancock	0.0	\$0
Haralson	0.0	\$0
Hart	0.0	\$0
Heard	0.0	\$0
Henry	0.0	\$0
Jasper	0.0	\$0
Jones	0.0	\$0
Lincoln	0.0	\$0
Madison	0.0	\$0
McDuffie	0.0	\$0
Meriwether	0.0	\$0
Monroe	0.0	\$0
Morgan	0.0	\$0
Newton	0.5	\$300
Oglethorpe	0.0	\$0
Paulding	0.0	\$0
Polk	0.0	\$0
Putnam	0.0	\$0
Richmond	0.0	\$0
Rockdale	0.0	\$0
Spalding	0.0	\$0
Taliaferro	0.0	\$0
Troup	0.0	\$0
Warren	0.0	\$0
Wilkes	0.0	\$0
Eggplant	1	\$300

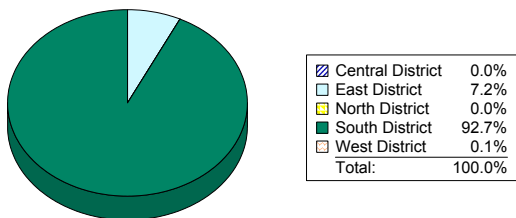
English Peas

County	Acres	Farm Gate Value
Baldwin	0.0	\$0
Butts	0.0	\$0
Carroll	0.0	\$0
Clayton	0.0	\$0
Columbia	0.0	\$0
Coweta	0.0	\$0
Douglas	0.0	\$0
Elbert	0.0	\$0
Fayette	0.0	\$0
Glascocock	0.0	\$0
Greene	0.0	\$0
Hancock	0.0	\$0
Haralson	0.0	\$0
Hart	0.0	\$0
Heard	0.0	\$0
Henry	0.0	\$0
Jasper	0.0	\$0
Jones	0.0	\$0
Lincoln	0.0	\$0
Madison	0.0	\$0
McDuffie	0.0	\$0
Meriwether	0.0	\$0
Monroe	0.0	\$0
Morgan	0.0	\$0
Newton	2.0	\$3,000
Oglethorpe	0.0	\$0
Paulding	0.0	\$0
Polk	0.0	\$0
Putnam	0.0	\$0
Richmond	0.0	\$0
Rockdale	0.0	\$0
Spalding	0.0	\$0
Taliaferro	0.0	\$0
Troup	0.0	\$0
Warren	0.0	\$0
Wilkes	0.0	\$0
English Peas	2	\$3,000

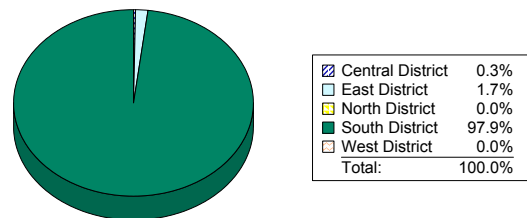
State Total \$12,198,810

State Total \$870,500

Extension District % of State Value
For Eggplant



Extension District % of State Value
For English Peas



Central District

Green Onions

County	Acres	Farm Gate Value
Baldwin	0.0	\$0
Butts	0.0	\$0
Carroll	0.0	\$0
Clayton	0.0	\$0
Columbia	0.0	\$0
Coweta	0.0	\$0
Douglas	0.0	\$0
Elbert	0.0	\$0
Fayette	0.0	\$0
Glascocock	0.0	\$0
Greene	0.0	\$0
Hancock	0.0	\$0
Haralson	0.0	\$0
Hart	0.0	\$0
Heard	0.0	\$0
Henry	0.0	\$0
Jasper	0.0	\$0
Jones	0.0	\$0
Lincoln	0.0	\$0
Madison	0.0	\$0
McDuffie	0.0	\$0
Meriwether	0.0	\$0
Monroe	0.0	\$0
Morgan	0.0	\$0
Newton	2.0	\$9,600
Oglethorpe	0.0	\$0
Paulding	0.0	\$0
Polk	0.0	\$0
Putnam	0.0	\$0
Richmond	0.0	\$0
Rockdale	0.0	\$0
Spalding	0.0	\$0
Taliaferro	0.0	\$0
Troup	0.0	\$0
Warren	0.0	\$0
Wilkes	0.0	\$0
Green Onions	2	\$9,600

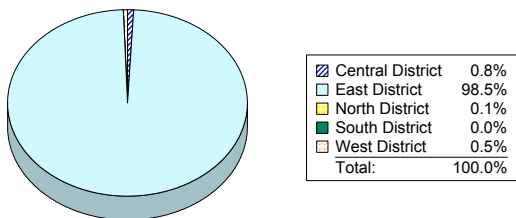
Hot Peppers

County	Acres	Farm Gate Value
Baldwin	0.0	\$0
Butts	0.0	\$0
Carroll	0.0	\$0
Clayton	0.0	\$0
Columbia	0.0	\$0
Coweta	0.0	\$0
Douglas	0.0	\$0
Elbert	0.0	\$0
Fayette	0.0	\$0
Glascocock	0.0	\$0
Greene	0.0	\$0
Hancock	0.0	\$0
Haralson	0.0	\$0
Hart	0.0	\$0
Heard	0.0	\$0
Henry	0.0	\$0
Jasper	1.0	\$5,625
Jones	0.0	\$0
Lincoln	0.0	\$0
Madison	0.0	\$0
McDuffie	0.0	\$0
Meriwether	0.0	\$0
Monroe	0.0	\$0
Morgan	0.0	\$0
Newton	0.0	\$0
Oglethorpe	0.0	\$0
Paulding	10.0	\$27,000
Polk	0.0	\$0
Putnam	0.0	\$0
Richmond	0.0	\$0
Rockdale	0.0	\$0
Spalding	0.0	\$0
Taliaferro	0.0	\$0
Troup	0.0	\$0
Warren	0.0	\$0
Wilkes	0.0	\$0
Hot Peppers	11	\$32,625

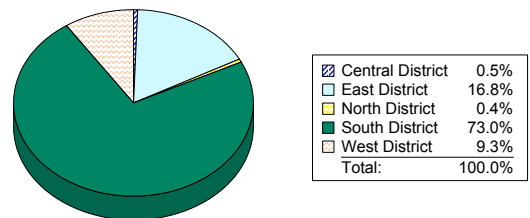
State Total \$1,133,760

State Total \$6,425,325

Extension District % of State Value
For Green Onions



Extension District % of State Value
For Hot Peppers



Central District

Irish Potatoes

County	Acres	Farm Gate Value
Baldwin	0.0	\$0
Butts	0.0	\$0
Carroll	0.0	\$0
Clayton	0.0	\$0
Columbia	0.0	\$0
Coweta	0.0	\$0
Douglas	0.0	\$0
Elbert	0.0	\$0
Fayette	0.0	\$0
Glascocock	0.0	\$0
Greene	0.0	\$0
Hancock	150.0	\$126,000
Haralson	0.0	\$0
Hart	0.0	\$0
Heard	0.0	\$0
Henry	0.0	\$0
Jasper	0.0	\$0
Jones	0.0	\$0
Lincoln	0.0	\$0
Madison	0.0	\$0
McDuffie	0.0	\$0
Meriwether	0.0	\$0
Monroe	0.0	\$0
Morgan	0.0	\$0
Newton	0.0	\$0
Oglethorpe	0.0	\$0
Paulding	5.0	\$5,600
Polk	0.0	\$0
Putnam	0.0	\$0
Richmond	0.0	\$0
Rockdale	0.0	\$0
Spalding	0.0	\$0
Taliaferro	0.0	\$0
Troup	0.0	\$0
Warren	0.0	\$0
Wilkes	0.0	\$0
Irish Potatoes	155	\$131,600

Kale

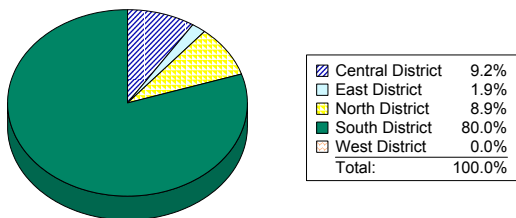
County	Acres	Farm Gate Value
Baldwin	0.0	\$0
Butts	0.0	\$0
Carroll	0.0	\$0
Clayton	0.0	\$0
Columbia	0.0	\$0
Coweta	0.0	\$0
Douglas	0.0	\$0
Elbert	0.0	\$0
Fayette	0.0	\$0
Glascocock	0.0	\$0
Greene	0.0	\$0
Hancock	0.0	\$0
Haralson	0.0	\$0
Hart	0.0	\$0
Heard	0.0	\$0
Henry	0.0	\$0
Jasper	0.0	\$0
Jones	0.0	\$0
Lincoln	0.0	\$0
Madison	0.0	\$0
McDuffie	0.0	\$0
Meriwether	0.0	\$0
Monroe	0.0	\$0
Morgan	0.0	\$0
Newton	2.0	\$1,900
Oglethorpe	0.0	\$0
Paulding	0.0	\$0
Polk	0.0	\$0
Putnam	0.0	\$0
Richmond	0.0	\$0
Rockdale	0.0	\$0
Spalding	0.0	\$0
Taliaferro	0.0	\$0
Troup	0.0	\$0
Warren	0.0	\$0
Wilkes	0.0	\$0
Kale	2	\$1,900

State Total \$1,432,389

State Total \$2,145,933

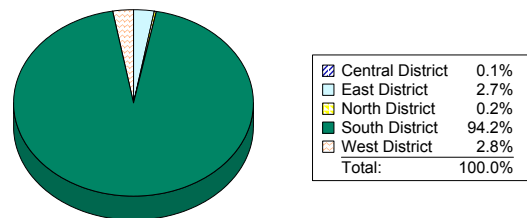
Extension District % of State Value

For Irish Potatoes



Extension District % of State Value

For Kale



Central District

Lettuce

County	Acres	Farm Gate Value
Baldwin	0.0	\$0
Butts	0.0	\$0
Carroll	0.0	\$0
Clayton	0.0	\$0
Columbia	0.0	\$0
Coweta	0.0	\$0
Douglas	0.0	\$0
Elbert	0.0	\$0
Fayette	0.0	\$0
Glascocock	0.0	\$0
Greene	0.0	\$0
Hancock	0.0	\$0
Haralson	0.0	\$0
Hart	0.0	\$0
Heard	0.0	\$0
Henry	0.0	\$0
Jasper	0.0	\$0
Jones	0.0	\$0
Lincoln	0.0	\$0
Madison	0.0	\$0
McDuffie	0.0	\$0
Meriwether	0.0	\$0
Monroe	0.0	\$0
Morgan	0.0	\$0
Newton	0.0	\$0
Oglethorpe	0.0	\$0
Paulding	0.0	\$0
Polk	0.0	\$0
Putnam	0.0	\$0
Richmond	0.0	\$0
Rockdale	0.0	\$0
Spalding	0.0	\$0
Taliaferro	0.0	\$0
Troup	0.0	\$0
Warren	0.0	\$0
Wilkes	0.0	\$0
Lettuce	0	\$0

Lima Beans

County	Acres	Farm Gate Value
Baldwin	0.0	\$0
Butts	0.0	\$0
Carroll	0.0	\$0
Clayton	0.0	\$0
Columbia	0.0	\$0
Coweta	2.0	\$2,250
Douglas	0.0	\$0
Elbert	0.0	\$0
Fayette	0.0	\$0
Glascocock	0.0	\$0
Greene	0.0	\$0
Hancock	150.0	\$56,250
Haralson	0.0	\$0
Hart	0.0	\$0
Heard	0.0	\$0
Henry	0.0	\$0
Jasper	0.0	\$0
Jones	0.0	\$0
Lincoln	0.0	\$0
Madison	0.0	\$0
McDuffie	0.0	\$0
Meriwether	0.0	\$0
Monroe	0.0	\$0
Morgan	0.0	\$0
Newton	5.0	\$5,250
Oglethorpe	0.0	\$0
Paulding	0.0	\$0
Polk	0.0	\$0
Putnam	0.0	\$0
Richmond	0.0	\$0
Rockdale	0.0	\$0
Spalding	0.0	\$0
Taliaferro	0.0	\$0
Troup	0.0	\$0
Warren	0.0	\$0
Wilkes	0.0	\$0
Lima Beans	157	\$63,750

State Total

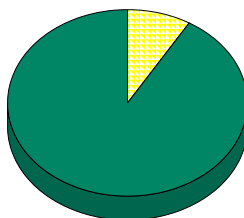
\$1,166,800

State Total

\$3,826,065

Extension District % of State Value

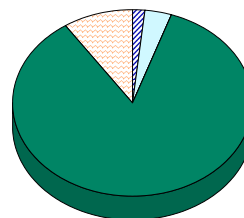
For Lettuce



Central District	0.0%
East District	0.0%
North District	8.6%
South District	91.4%
West District	0.0%
Total:	100.0%

Extension District % of State Value

For Lima Beans



Central District	1.7%
East District	3.7%
North District	0.0%
South District	85.2%
West District	9.4%
Total:	100.0%

Central District

Mustard

County	Acres	Farm Gate Value
Baldwin	0.0	\$0
Butts	0.0	\$0
Carroll	0.0	\$0
Clayton	0.0	\$0
Columbia	0.0	\$0
Coweta	0.0	\$0
Douglas	0.0	\$0
Elbert	0.0	\$0
Fayette	0.0	\$0
Glascocock	0.0	\$0
Greene	0.0	\$0
Hancock	0.0	\$0
Haralson	0.0	\$0
Hart	0.0	\$0
Heard	0.0	\$0
Henry	0.0	\$0
Jasper	2.0	\$3,325
Jones	0.0	\$0
Lincoln	0.0	\$0
Madison	0.0	\$0
McDuffie	0.0	\$0
Meriwether	0.0	\$0
Monroe	0.0	\$0
Morgan	0.0	\$0
Newton	8.0	\$11,400
Oglethorpe	0.0	\$0
Paulding	0.0	\$0
Polk	0.0	\$0
Putnam	0.0	\$0
Richmond	0.0	\$0
Rockdale	0.0	\$0
Spalding	0.0	\$0
Taliaferro	0.0	\$0
Troup	0.0	\$0
Warren	0.0	\$0
Wilkes	0.0	\$0
Mustard	10	\$14,725

Okra

County	Acres	Farm Gate Value
Baldwin	0.0	\$0
Butts	0.0	\$0
Carroll	0.0	\$0
Clayton	0.0	\$0
Columbia	0.0	\$0
Coweta	5.0	\$13,500
Douglas	0.0	\$0
Elbert	0.0	\$0
Fayette	0.0	\$0
Glascocock	0.0	\$0
Greene	0.0	\$0
Hancock	25.0	\$24,750
Haralson	0.0	\$0
Hart	0.0	\$0
Heard	0.0	\$0
Henry	0.0	\$0
Jasper	0.5	\$3,150
Jones	0.0	\$0
Lincoln	0.0	\$0
Madison	16.0	\$47,700
McDuffie	0.0	\$0
Meriwether	0.0	\$0
Monroe	0.0	\$0
Morgan	0.0	\$0
Newton	1.0	\$2,700
Oglethorpe	0.0	\$0
Paulding	10.0	\$18,000
Polk	0.0	\$0
Putnam	0.0	\$0
Richmond	1.0	\$6,300
Rockdale	0.0	\$0
Spalding	0.0	\$0
Taliaferro	0.0	\$0
Troup	0.0	\$0
Warren	0.0	\$0
Wilkes	0.0	\$0
Okra	59	\$116,100

State Total

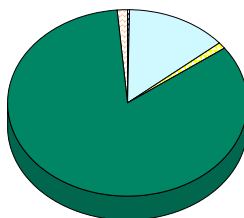
\$5,827,439

State Total

\$2,165,080

Extension District % of State Value

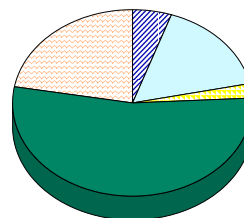
For Mustard



Central District	0.3%
East District	13.5%
North District	1.1%
South District	83.8%
West District	1.3%
Total:	100.0%

Extension District % of State Value

For Okra



Central District	5.4%
East District	16.3%
North District	2.6%
South District	53.6%
West District	22.1%
Total:	100.0%

Central District

Onions

County	Acres	Farm Gate Value
Baldwin	0.0	\$0
Butts	0.0	\$0
Carroll	0.0	\$0
Clayton	0.0	\$0
Columbia	0.0	\$0
Coweta	0.0	\$0
Douglas	0.0	\$0
Elbert	0.0	\$0
Fayette	0.0	\$0
Glascocock	0.0	\$0
Greene	0.0	\$0
Hancock	0.0	\$0
Haralson	0.0	\$0
Hart	0.0	\$0
Heard	0.0	\$0
Henry	0.0	\$0
Jasper	0.0	\$0
Jones	0.0	\$0
Lincoln	0.0	\$0
Madison	0.0	\$0
McDuffie	0.0	\$0
Meriwether	0.0	\$0
Monroe	0.0	\$0
Morgan	0.0	\$0
Newton	0.0	\$0
Oglethorpe	0.0	\$0
Paulding	0.0	\$0
Polk	0.0	\$0
Putnam	0.0	\$0
Richmond	1.0	\$5,200
Rockdale	0.0	\$0
Spalding	0.0	\$0
Taliaferro	0.0	\$0
Troup	0.0	\$0
Warren	0.0	\$0
Wilkes	0.0	\$0
Onions	1	\$5,200

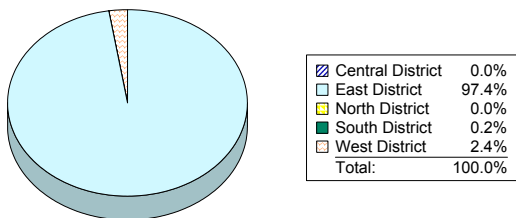
Pole Beans

County	Acres	Farm Gate Value
Baldwin	0.0	\$0
Butts	0.0	\$0
Carroll	0.0	\$0
Clayton	0.0	\$0
Columbia	0.0	\$0
Coweta	5.0	\$5,200
Douglas	0.0	\$0
Elbert	0.0	\$0
Fayette	0.0	\$0
Glascocock	0.0	\$0
Greene	0.0	\$0
Hancock	0.0	\$0
Haralson	0.0	\$0
Hart	0.0	\$0
Heard	0.0	\$0
Henry	0.0	\$0
Jasper	0.5	\$1,625
Jones	0.0	\$0
Lincoln	0.0	\$0
Madison	0.0	\$0
McDuffie	0.0	\$0
Meriwether	0.0	\$0
Monroe	0.0	\$0
Morgan	0.0	\$0
Newton	2.0	\$4,680
Oglethorpe	0.0	\$0
Paulding	25.0	\$42,600
Polk	0.0	\$0
Putnam	0.0	\$0
Richmond	2.0	\$6,500
Rockdale	0.0	\$0
Spalding	0.0	\$0
Taliaferro	0.0	\$0
Troup	0.0	\$0
Warren	0.0	\$0
Wilkes	0.0	\$0
Pole Beans	35	\$60,605

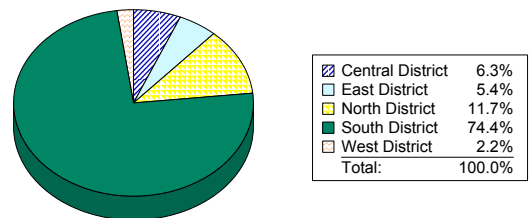
State Total \$94,487,900

State Total \$963,230

Extension District % of State Value
For Onions



Extension District % of State Value
For Pole Beans



Central District

Pumpkin

County	Acres	Farm Gate Value
Baldwin	0.0	\$0
Butts	0.0	\$0
Carroll	0.0	\$0
Clayton	0.0	\$0
Columbia	0.0	\$0
Coweta	1.0	\$3,000
Douglas	0.0	\$0
Elbert	0.0	\$0
Fayette	0.0	\$0
GlascocK	0.0	\$0
Greene	0.0	\$0
Hancock	0.0	\$0
Haralson	0.0	\$0
Hart	0.0	\$0
Heard	0.0	\$0
Henry	0.0	\$0
Jasper	0.0	\$0
Jones	0.0	\$0
Lincoln	0.0	\$0
Madison	0.0	\$0
McDuffie	0.0	\$0
Meriwether	0.0	\$0
Monroe	0.0	\$0
Morgan	0.0	\$0
Newton	4.0	\$6,000
Oglethorpe	0.0	\$0
Paulding	0.0	\$0
Polk	0.0	\$0
Putnam	0.0	\$0
Richmond	0.0	\$0
Rockdale	0.0	\$0
Spalding	0.0	\$0
Taliaferro	0.0	\$0
Troup	0.0	\$0
Warren	4.0	\$8,000
Wilkes	0.0	\$0
Pumpkin	9	\$17,000

Snap Beans

County	Acres	Farm Gate Value
Baldwin	0.0	\$0
Butts	0.0	\$0
Carroll	0.0	\$0
Clayton	0.0	\$0
Columbia	0.0	\$0
Coweta	0.0	\$0
Douglas	0.0	\$0
Elbert	0.0	\$0
Fayette	0.0	\$0
GlascocK	0.0	\$0
Greene	0.0	\$0
Hancock	150.0	\$108,000
Haralson	3.0	\$2,160
Hart	0.0	\$0
Heard	0.0	\$0
Henry	0.0	\$0
Jasper	0.0	\$0
Jones	0.0	\$0
Lincoln	0.0	\$0
Madison	0.0	\$0
McDuffie	0.0	\$0
Meriwether	0.0	\$0
Monroe	0.0	\$0
Morgan	0.0	\$0
Newton	10.0	\$9,600
Oglethorpe	0.0	\$0
Paulding	40.0	\$28,800
Polk	0.0	\$0
Putnam	0.0	\$0
Richmond	3.0	\$5,400
Rockdale	0.0	\$0
Spalding	0.0	\$0
Taliaferro	0.0	\$0
Troup	0.0	\$0
Warren	10.0	\$7,200
Wilkes	0.0	\$0
Snap Beans	216	\$161,160

State Total

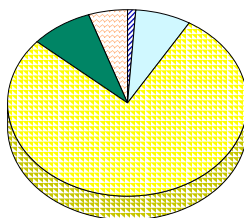
\$1,637,837

State Total

\$46,295,337

Extension District % of State Value

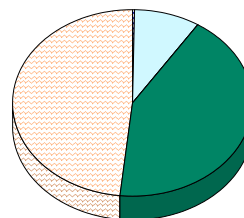
For Pumpkin



Central District	1.0%
East District	7.6%
North District	77.6%
South District	8.5%
West District	5.3%
Total:	100.0%

Extension District % of State Value

For Snap Beans



Central District	0.3%
East District	8.7%
North District	0.1%
South District	42.4%
West District	48.4%
Total:	100.0%

Central District

Southern Peas

County	Acres	Farm Gate Value
Baldwin	0.0	\$0
Butts	0.0	\$0
Carroll	0.0	\$0
Clayton	0.0	\$0
Columbia	0.0	\$0
Coweta	6.0	\$5,400
Douglas	0.0	\$0
Elbert	0.0	\$0
Fayette	0.0	\$0
Glascocock	0.0	\$0
Greene	0.0	\$0
Hancock	190.0	\$92,000
Haralson	0.0	\$0
Hart	0.0	\$0
Heard	0.0	\$0
Henry	0.0	\$0
Jasper	0.0	\$0
Jones	0.0	\$0
Lincoln	0.0	\$0
Madison	0.0	\$0
McDuffie	0.0	\$0
Meriwether	0.0	\$0
Monroe	0.0	\$0
Morgan	0.0	\$0
Newton	13.0	\$9,100
Oglethorpe	0.0	\$0
Paulding	35.0	\$28,500
Polk	0.0	\$0
Putnam	0.0	\$0
Richmond	2.0	\$2,600
Rockdale	0.0	\$0
Spalding	0.0	\$0
Taliaferro	0.0	\$0
Troup	0.0	\$0
Warren	0.0	\$0
Wilkes	0.0	\$0
Southern Peas	246	\$137,600

Spinach

County	Acres	Farm Gate Value
Baldwin	0.0	\$0
Butts	0.0	\$0
Carroll	0.0	\$0
Clayton	0.0	\$0
Columbia	0.0	\$0
Coweta	0.0	\$0
Douglas	0.0	\$0
Elbert	0.0	\$0
Fayette	0.0	\$0
Glascocock	0.0	\$0
Greene	0.0	\$0
Hancock	0.0	\$0
Haralson	0.0	\$0
Hart	0.0	\$0
Heard	0.0	\$0
Henry	0.0	\$0
Jasper	0.0	\$0
Jones	0.0	\$0
Lincoln	0.0	\$0
Madison	0.0	\$0
McDuffie	0.0	\$0
Meriwether	0.0	\$0
Monroe	0.0	\$0
Morgan	0.0	\$0
Newton	0.0	\$0
Oglethorpe	0.0	\$0
Paulding	0.0	\$0
Polk	0.0	\$0
Putnam	0.0	\$0
Richmond	0.0	\$0
Rockdale	0.0	\$0
Spalding	0.0	\$0
Taliaferro	0.0	\$0
Troup	0.0	\$0
Warren	0.0	\$0
Wilkes	0.0	\$0
Spinach	0	\$0

State Total

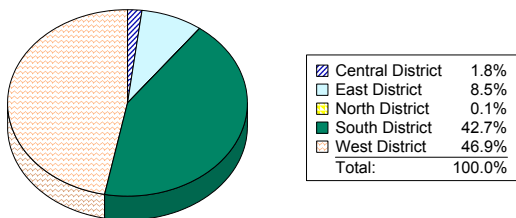
\$7,591,530

State Total

\$113,750

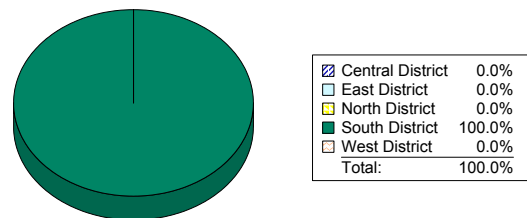
Extension District % of State Value

For Southern Peas



Extension District % of State Value

For Spinach



Central District

Sweet Corn

County	Acres	Farm Gate Value
Baldwin	6.0	\$5,408
Butts	0.0	\$0
Carroll	25.0	\$25,750
Clayton	0.0	\$0
Columbia	0.0	\$0
Coweta	25.0	\$22,531
Douglas	0.0	\$0
Elbert	4.6	\$4,146
Fayette	0.0	\$0
Glascocock	0.0	\$0
Greene	0.0	\$0
Hancock	0.0	\$0
Haralson	35.0	\$34,763
Hart	0.0	\$0
Heard	0.0	\$0
Henry	0.0	\$0
Jasper	100.0	\$128,750
Jones	0.0	\$0
Lincoln	0.0	\$0
Madison	32.0	\$36,565
McDuffie	0.0	\$0
Meriwether	2.0	\$1,030
Monroe	0.0	\$0
Morgan	0.0	\$0
Newton	60.0	\$49,440
Oglethorpe	0.0	\$0
Paulding	200.0	\$154,500
Polk	1.7	\$1,505
Putnam	90.0	\$101,970
Richmond	50.0	\$90,125
Rockdale	100.0	\$92,700
Spalding	0.0	\$0
Taliaferro	0.0	\$0
Troup	0.0	\$0
Warren	90.0	\$69,525
Wilkes	0.0	\$0
Sweet Corn	821	\$818,707

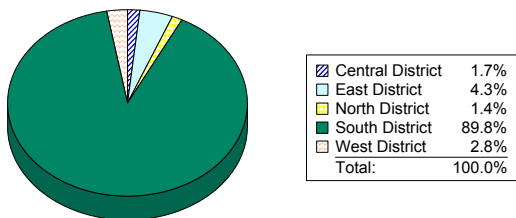
Sweet Potatoes

County	Acres	Farm Gate Value
Baldwin	0.0	\$0
Butts	0.0	\$0
Carroll	10.0	\$2,250
Clayton	0.0	\$0
Columbia	0.0	\$0
Coweta	0.0	\$0
Douglas	0.0	\$0
Elbert	0.0	\$0
Fayette	0.0	\$0
Glascocock	0.0	\$0
Greene	0.0	\$0
Hancock	35.0	\$23,625
Haralson	0.0	\$0
Hart	0.0	\$0
Heard	0.0	\$0
Henry	0.0	\$0
Jasper	0.0	\$0
Jones	0.0	\$0
Lincoln	0.0	\$0
Madison	0.0	\$0
McDuffie	0.0	\$0
Meriwether	0.0	\$0
Monroe	0.0	\$0
Morgan	0.0	\$0
Newton	1.0	\$2,250
Oglethorpe	0.0	\$0
Paulding	0.0	\$0
Polk	0.0	\$0
Putnam	0.0	\$0
Richmond	0.0	\$0
Rockdale	0.0	\$0
Spalding	0.0	\$0
Taliaferro	0.0	\$0
Troup	0.0	\$0
Warren	4.0	\$9,000
Wilkes	0.0	\$0
Sweet Potatoes	50	\$37,125

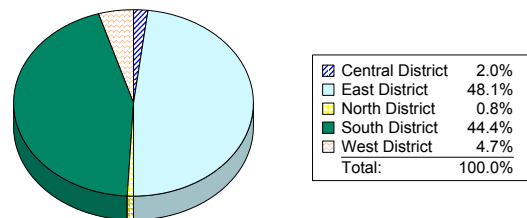
State Total \$49,289,746

State Total \$1,852,808

Extension District % of State Value
For Sweet Corn



Extension District % of State Value
For Sweet Potatoes



Central District

Tomato

County	Acres	Farm Gate Value
Baldwin	0.0	\$0
Butts	0.0	\$0
Carroll	0.0	\$0
Clayton	0.0	\$0
Columbia	0.0	\$0
Coweta	0.0	\$0
Douglas	0.0	\$0
Elbert	0.0	\$0
Fayette	4.0	\$44,800
Glascocock	0.0	\$0
Greene	0.0	\$0
Hancock	0.0	\$0
Haralson	0.0	\$0
Hart	0.0	\$0
Heard	0.0	\$0
Henry	0.0	\$0
Jasper	5.0	\$42,000
Jones	0.0	\$0
Lincoln	0.0	\$0
Madison	10.0	\$38,675
McDuffie	0.0	\$0
Meriwether	0.0	\$0
Monroe	0.0	\$0
Morgan	0.0	\$0
Newton	8.0	\$19,800
Oglethorpe	0.0	\$0
Paulding	30.0	\$42,000
Polk	0.0	\$0
Putnam	1.0	\$1,505
Richmond	10.0	\$84,000
Rockdale	0.0	\$0
Spalding	0.0	\$0
Taliaferro	0.0	\$0
Troup	0.0	\$0
Warren	0.0	\$0
Wilkes	0.0	\$0
Tomato	68	\$272,780

Turnip Greens

County	Acres	Farm Gate Value
Baldwin	0.0	\$0
Butts	0.0	\$0
Carroll	0.0	\$0
Clayton	0.0	\$0
Columbia	0.0	\$0
Coweta	3.0	\$4,275
Douglas	0.0	\$0
Elbert	0.0	\$0
Fayette	0.0	\$0
Glascocock	0.0	\$0
Greene	0.0	\$0
Hancock	100.0	\$28,500
Haralson	0.0	\$0
Hart	0.0	\$0
Heard	0.0	\$0
Henry	0.0	\$0
Jasper	1.0	\$1,615
Jones	0.0	\$0
Lincoln	0.0	\$0
Madison	40.0	\$61,750
McDuffie	0.0	\$0
Meriwether	10.0	\$16,625
Monroe	0.0	\$0
Morgan	0.0	\$0
Newton	7.0	\$10,640
Oglethorpe	0.0	\$0
Paulding	20.0	\$28,500
Polk	0.0	\$0
Putnam	0.0	\$0
Richmond	0.0	\$0
Rockdale	0.0	\$0
Spalding	0.0	\$0
Taliaferro	0.0	\$0
Troup	0.0	\$0
Warren	5.0	\$7,125
Wilkes	0.0	\$0
Turnip Greens	186	\$159,030

State Total

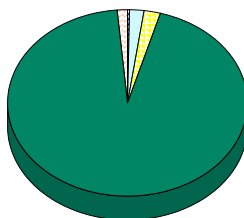
\$83,099,710

State Total

\$8,739,612

Extension District % of State Value

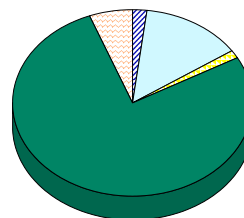
For Tomato



Central District	0.3%
East District	1.8%
North District	2.4%
South District	94.0%
West District	1.4%
Total:	100.0%

Extension District % of State Value

For Turnip Greens



Central District	1.8%
East District	13.8%
North District	1.3%
South District	77.2%
West District	5.8%
Total:	100.0%

Central District

Turnip Roots

County	Acres	Farm Gate Value
Baldwin	0.0	\$0
Butts	0.0	\$0
Carroll	0.0	\$0
Clayton	0.0	\$0
Columbia	0.0	\$0
Coweta	0.0	\$0
Douglas	0.0	\$0
Elbert	0.0	\$0
Fayette	0.0	\$0
Glascocock	0.0	\$0
Greene	0.0	\$0
Hancock	0.0	\$0
Haralson	0.0	\$0
Hart	0.0	\$0
Heard	0.0	\$0
Henry	0.0	\$0
Jasper	0.0	\$0
Jones	0.0	\$0
Lincoln	0.0	\$0
Madison	0.0	\$0
McDuffie	0.0	\$0
Meriwether	0.0	\$0
Monroe	0.0	\$0
Morgan	0.0	\$0
Newton	2.0	\$2,200
Oglethorpe	0.0	\$0
Paulding	0.0	\$0
Polk	0.0	\$0
Putnam	0.0	\$0
Richmond	0.0	\$0
Rockdale	0.0	\$0
Spalding	0.0	\$0
Taliaferro	0.0	\$0
Troup	0.0	\$0
Warren	0.0	\$0
Wilkes	0.0	\$0
Turnip Roots	2	\$2,200

Watermelon

County	Acres	Farm Gate Value
Baldwin	12.0	\$15,870
Butts	0.0	\$0
Carroll	10.0	\$3,450
Clayton	0.0	\$0
Columbia	0.0	\$0
Coweta	25.0	\$33,063
Douglas	0.0	\$0
Elbert	2.0	\$1,725
Fayette	0.0	\$0
Glascocock	0.0	\$0
Greene	0.0	\$0
Hancock	65.0	\$85,963
Haralson	25.0	\$11,500
Hart	0.0	\$0
Heard	0.0	\$0
Henry	0.0	\$0
Jasper	1.0	\$2,875
Jones	0.0	\$0
Lincoln	0.0	\$0
Madison	5.0	\$5,750
McDuffie	10.0	\$2,300
Meriwether	30.0	\$86,250
Monroe	0.0	\$0
Morgan	0.0	\$0
Newton	2.0	\$2,645
Oglethorpe	0.0	\$0
Paulding	0.0	\$0
Polk	0.0	\$0
Putnam	0.0	\$0
Richmond	75.0	\$215,625
Rockdale	0.0	\$0
Spalding	0.0	\$0
Taliaferro	0.0	\$0
Troup	0.0	\$0
Warren	14.0	\$16,100
Wilkes	0.0	\$0
Watermelon	276	\$483,115

State Total

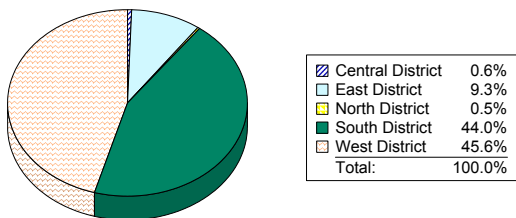
\$355,737

State Total

\$73,454,791

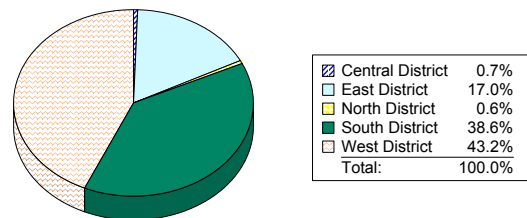
Extension District % of State Value

For Turnip Roots



Extension District % of State Value

For Watermelon



Central District

Winter Squash

County	Acres	Farm Gate Value
Baldwin	0.0	\$0
Butts	0.0	\$0
Carroll	0.0	\$0
Clayton	0.0	\$0
Columbia	0.0	\$0
Coweta	0.0	\$0
Douglas	0.0	\$0
Elbert	0.0	\$0
Fayette	0.0	\$0
GlascocK	0.0	\$0
Greene	0.0	\$0
Hancock	0.0	\$0
Haralson	0.0	\$0
Hart	0.0	\$0
Heard	0.0	\$0
Henry	0.0	\$0
Jasper	0.0	\$0
Jones	0.0	\$0
Lincoln	0.0	\$0
Madison	0.0	\$0
McDuffie	0.0	\$0
Meriwether	0.0	\$0
Monroe	0.0	\$0
Morgan	0.0	\$0
Newton	1.0	\$1,400
Oglethorpe	0.0	\$0
Paulding	0.0	\$0
Polk	0.0	\$0
Putnam	0.0	\$0
Richmond	0.0	\$0
Rockdale	0.0	\$0
Spalding	0.0	\$0
Taliaferro	0.0	\$0
Troup	0.0	\$0
Warren	0.0	\$0
Wilkes	0.0	\$0
Winter Squash	1	\$1,400

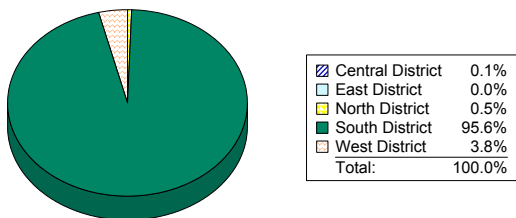
Yellow Squash

County	Acres	Farm Gate Value
Baldwin	0.0	\$0
Butts	0.0	\$0
Carroll	0.0	\$0
Clayton	0.0	\$0
Columbia	0.0	\$0
Coweta	1.0	\$1,550
Douglas	0.0	\$0
Elbert	2.0	\$3,100
Fayette	2.0	\$9,300
GlascocK	0.0	\$0
Greene	0.0	\$0
Hancock	0.0	\$0
Haralson	0.0	\$0
Hart	0.0	\$0
Heard	0.0	\$0
Henry	0.0	\$0
Jasper	0.3	\$698
Jones	0.0	\$0
Lincoln	0.0	\$0
Madison	0.0	\$0
McDuffie	0.0	\$0
Meriwether	0.0	\$0
Monroe	0.0	\$0
Morgan	0.0	\$0
Newton	4.0	\$6,200
Oglethorpe	0.0	\$0
Paulding	4.0	\$3,100
Polk	0.0	\$0
Putnam	0.0	\$0
Richmond	1.0	\$2,325
Rockdale	0.0	\$0
Spalding	0.0	\$0
Taliaferro	0.0	\$0
Troup	0.0	\$0
Warren	7.0	\$10,850
Wilkes	0.0	\$0
Yellow Squash	21	\$37,123

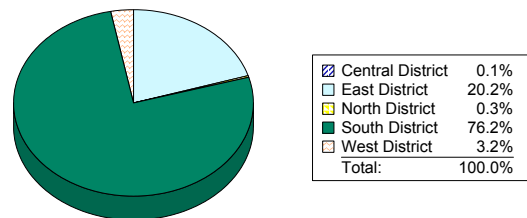
State Total \$1,035,300

State Total \$29,144,872

Extension District % of State Value
For Winter Squash



Extension District % of State Value
For Yellow Squash



Central District

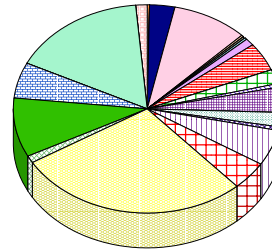
Zucchini

County	Acres	Farm Gate Value
Baldwin	0.0	\$0
Butts	0.0	\$0
Carroll	0.0	\$0
Clayton	0.0	\$0
Columbia	0.0	\$0
Coweta	0.0	\$0
Douglas	0.0	\$0
Elbert	0.0	\$0
Fayette	0.0	\$0
Glascocock	0.0	\$0
Greene	0.0	\$0
Hancock	0.0	\$0
Haralson	0.0	\$0
Hart	0.0	\$0
Heard	0.0	\$0
Henry	0.0	\$0
Jasper	0.0	\$0
Jones	0.0	\$0
Lincoln	0.0	\$0
Madison	0.0	\$0
McDuffie	0.0	\$0
Meriwether	0.0	\$0
Monroe	0.0	\$0
Morgan	0.0	\$0
Newton	0.0	\$0
Oglethorpe	0.0	\$0
Paulding	0.0	\$0
Polk	0.0	\$0
Putnam	0.0	\$0
Richmond	0.0	\$0
Rockdale	0.0	\$0
Spalding	0.0	\$0
Taliaferro	0.0	\$0
Troup	0.0	\$0
Warren	0.0	\$0
Wilkes	0.0	\$0
Zucchini	0	\$0

Vegetables
Central District

\$2,944,007

District Commodity Category Breakdown For Vegetables

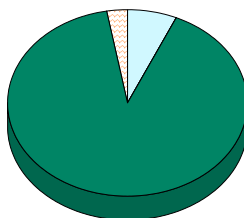


Banana Peppers	0.0%
Bell Peppers	0.2%
Broccoli	0.0%
Cabbage	0.1%
Cantaloupe	3.1%
Carrots	0.0%
Collards	9.1%
Cucumbers	0.3%
Eggplant	0.0%
English Peas	0.1%
Green Onions	0.3%
Hot Peppers	1.1%
Irish Potatoes	4.5%
Kale	0.1%
Lettuce	0.0%
Lima Beans	2.2%
Mustard	0.5%
Okra	3.9%
Onions	0.2%
Other Vegetable	0.0%
Pole Beans	2.1%
Pumpkin	0.6%
Snap Beans	5.5%
Southern Peas	4.7%
Spinach	0.0%
Sweet Corn	27.8%
Sweet Potatoes	1.3%
Tomato	9.3%
Turnip Greens	5.4%
Turnip Roots	0.1%
Watermelon	16.4%
Winter Squash	0.0%
Yellow Squash	1.3%
Zucchini	0.0%
Total:	100.0%

State Total

\$18,429,985

Extension District % of State Value For Zucchini



Central District	0.0%
East District	6.6%
North District	0.1%
South District	90.5%
West District	2.8%
Total:	100.0%

Central District

Ornamental Horticulture

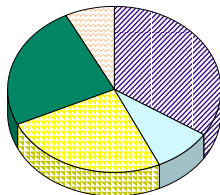
Container Nursery

County	Acres	Price	Farm Gate Value
Baldwin	5.0	\$39,000	\$195,000
Butts	0.0	\$0	\$0
Carroll	12.0	\$39,000	\$468,000
Clayton	30.0	\$39,000	\$1,170,000
Columbia	25.0	\$39,000	\$975,000
Coweta	5.0	\$39,000	\$195,000
Douglas	45.0	\$39,000	\$1,755,000
Elbert	0.0	\$0	\$0
Fayette	42.0	\$39,000	\$1,638,000
Glascocok	0.0	\$0	\$0
Greene	10.0	\$39,000	\$390,000
Hancock	0.0	\$39,000	\$0
Haralson	0.0	\$0	\$0
Hart	42.0	\$39,000	\$1,638,000
Heard	0.0	\$0	\$0
Henry	0.0	\$0	\$0
Jasper	60.0	\$39,000	\$2,340,000
Jones	5.0	\$39,000	\$195,000
Lincoln	0.0	\$0	\$0
Madison	12.0	\$39,000	\$468,000
McDuffie	600.0	\$51,000	\$30,600,000
Meriwether	10.0	\$39,000	\$390,000
Monroe	5.0	\$39,000	\$195,000
Morgan	0.0	\$0	\$0
Newton	2.0	\$39,000	\$78,000
Oglethorpe	110.0	\$39,000	\$4,290,000
Paulding	30.0	\$39,000	\$1,170,000
Polk	3.0	\$39,000	\$117,000
Putnam	3.0	\$39,000	\$117,000
Richmond	40.0	\$39,000	\$1,560,000
Rockdale	55.0	\$39,000	\$2,145,000
Spalding	0.0	\$0	\$0
Taliaferro	0.0	\$0	\$0
Troup	1.0	\$39,000	\$39,000
Warren	2.0	\$39,000	\$78,000
Wilkes	25.0	\$39,000	\$975,000
Container Nursery	1,179		\$53,181,000

State Total \$155,665,050

Extension District % of State Value

For Container Nursery



Central District	34.2%
East District	8.9%
North District	24.9%
South District	24.6%
West District	7.4%
Total:	100.0%

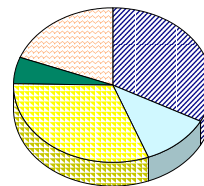
Field Nursery

County	Acres	Price	Farm Gate Value
Baldwin	13.0	\$9,995	\$129,935
Butts	26.0	\$9,995	\$259,870
Carroll	2.0	\$9,995	\$19,990
Clayton	100.0	\$9,995	\$999,500
Columbia	25.0	\$9,995	\$249,875
Coweta	10.0	\$9,995	\$99,950
Douglas	0.0	\$0	\$0
Elbert	0.0	\$0	\$0
Fayette	0.0	\$0	\$0
Glascocok	0.0	\$0	\$0
Greene	0.0	\$0	\$0
Hancock	0.0	\$9,995	\$0
Haralson	0.0	\$0	\$0
Hart	412.0	\$9,995	\$4,117,940
Heard	0.0	\$0	\$0
Henry	0.7	\$9,995	\$6,997
Jasper	500.0	\$9,995	\$4,997,500
Jones	0.0	\$0	\$0
Lincoln	0.0	\$0	\$0
Madison	18.0	\$9,995	\$179,910
McDuffie	0.0	\$0	\$0
Meriwether	375.0	\$9,995	\$3,748,125
Monroe	0.0	\$0	\$0
Morgan	300.0	\$9,995	\$2,998,500
Newton	2.0	\$9,995	\$19,990
Oglethorpe	12.0	\$9,995	\$119,940
Paulding	10.0	\$9,995	\$99,950
Polk	0.0	\$0	\$0
Putnam	6.0	\$9,995	\$59,970
Richmond	20.0	\$9,995	\$199,900
Rockdale	75.0	\$9,995	\$749,625
Spalding	20.0	\$9,995	\$199,900
Taliaferro	0.0	\$0	\$0
Troup	0.0	\$0	\$0
Warren	0.0	\$0	\$0
Wilkes	0.0	\$0	\$0
Field Nursery	1,927		\$19,257,367

State Total \$58,842,159

Extension District % of State Value

For Field Nursery



Central District	32.7%
East District	11.5%
North District	31.0%
South District	5.5%
West District	19.3%
Total:	100.0%

Greenhouse

County	Sq. Feet	Price	Farm Gate Value
Baldwin	6,640.0	\$9.50	\$63,080
Butts	137,256.0	\$9.50	\$1,303,932
Carroll	40,000.0	\$9.50	\$380,000
Clayton	8,000.0	\$9.50	\$76,000
Columbia	100,000.0	\$9.50	\$950,000
Coweta	200,000.0	\$9.50	\$1,900,000
Douglas	250,000.0	\$9.50	\$2,375,000
Elbert	130,000.0	\$9.50	\$1,235,000
Fayette	300,000.0	\$9.50	\$2,850,000
Glascocok	0.0	\$0.00	\$0
Greene	370,000.0	\$9.50	\$3,515,000
Hancock	0.0	\$9.50	\$0
Haralson	30,000.0	\$9.50	\$285,000
Hart	195,000.0	\$9.50	\$1,852,500
Heard	4,500.0	\$9.50	\$42,750
Henry	182,000.0	\$15.00	\$2,730,000
Jasper	50,000.0	\$9.50	\$475,000
Jones	4,800.0	\$9.50	\$45,600
Lincoln	5,000.0	\$9.50	\$47,500
Madison	65,000.0	\$9.50	\$617,500
McDuffie	12,000.0	\$9.50	\$114,000
Meriwether	80,000.0	\$9.50	\$760,000
Monroe	31,000.0	\$9.50	\$294,500
Morgan	20,000.0	\$9.50	\$190,000
Newton	40,000.0	\$9.50	\$380,000
Oglethorpe	150,000.0	\$9.50	\$1,425,000
Paulding	700,000.0	\$9.50	\$6,650,000
Polk	16,360.0	\$9.50	\$155,420
Putnam	10,000.0	\$9.50	\$95,000
Richmond	212,000.0	\$9.50	\$2,014,000
Rockdale	140,000.0	\$9.50	\$1,330,000
Spalding	0.0	\$0.00	\$0
Taliaferro	0.0	\$0.00	\$0
Troup	118,000.0	\$9.50	\$1,121,000
Warren	9,600.0	\$9.50	\$91,200
Wilkes	77,625.0	\$9.50	\$737,438
Green house	3,694,781		\$36,101,420

State Total \$184,854,763

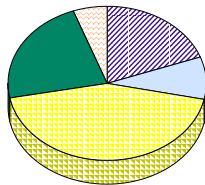
Miscellaneous Ornamental Horticulture

County	Farm Gate Value
Baldwin	\$0
Butts	\$0
Carroll	\$0
Clayton	\$0
Columbia	\$0
Coweta	\$0
Douglas	\$0
Elbert	\$0
Fayette	\$0
Glascocok	\$0
Greene	\$0
Hancock	\$0
Haralson	\$0
Hart	\$0
Heard	\$0
Henry	\$0
Jasper	\$0
Jones	\$0
Lincoln	\$0
Madison	\$0
McDuffie	\$0
Meriwether	\$100,000
Monroe	\$0
Morgan	\$0
Newton	\$0
Oglethorpe	\$0
Paulding	\$0
Polk	\$1,000
Putnam	\$0
Richmond	\$0
Rockdale	\$0
Spalding	\$0
Taliaferro	\$0
Troup	\$0
Warren	\$0
Wilkes	\$0
Miscellaneous Ornamental Horticulture	\$101,000

State Total \$3,833,869

Extension District % of State Value

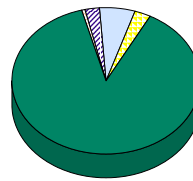
For Greenhouse



Central District	19.5%
East District	8.8%
North District	43.5%
South District	22.6%
West District	5.5%
Total:	100.0%

Extension District % of State Value

For Miscellaneous Ornamental Horticulture



Central District	2.6%
East District	6.1%
North District	2.7%
South District	88.0%
West District	0.6%
Total:	100.0%

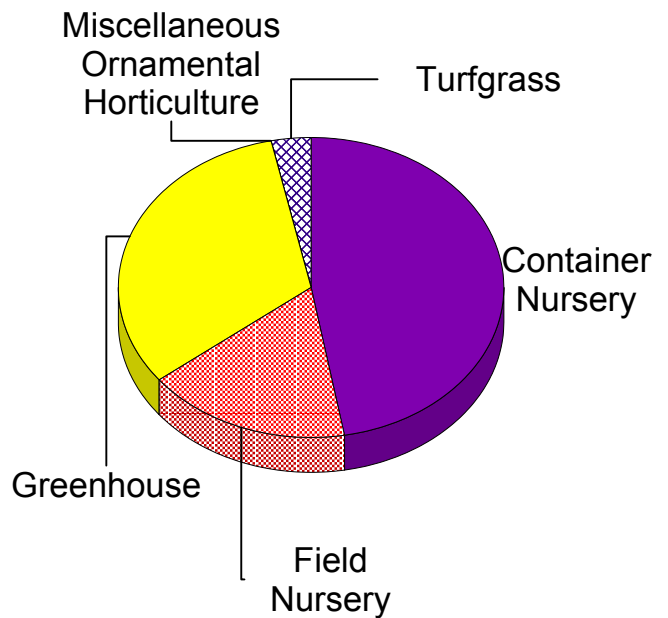
Turfgrass

County	Acres	Yield	Price	Farm Gate Value
Baldwin	0.0	0.00	\$0	\$0
Butts	100.0	0.67	\$4,100	\$274,700
Carroll	350.0	1.00	\$4,100	\$1,435,000
Clayton	0.0	0.00	\$0	\$0
Columbia	0.0	0.00	\$0	\$0
Coweta	0.0	0.00	\$0	\$0
Douglas	0.0	0.00	\$0	\$0
Elbert	0.0	0.00	\$0	\$0
Fayette	0.0	0.00	\$0	\$0
Glascocock	0.0	0.00	\$0	\$0
Greene	0.0	0.00	\$0	\$0
Hancock	0.0	0.00	\$4,100	\$0
Haralson	0.0	0.00	\$0	\$0
Hart	0.0	0.00	\$0	\$0
Heard	175.0	0.67	\$4,100	\$480,725
Henry	0.0	0.00	\$0	\$0
Jasper	60.0	0.67	\$4,100	\$164,820
Jones	0.0	0.00	\$0	\$0
Lincoln	0.0	0.00	\$0	\$0
Madison	0.0	0.00	\$0	\$0
McDuffie	0.0	0.00	\$0	\$0
Meriwether	70.0	0.67	\$4,100	\$192,290
Monroe	0.0	0.00	\$0	\$0
Morgan	30.0	0.67	\$4,100	\$82,410
Newton	10.0	0.67	\$4,100	\$27,470
Oglethorpe	0.0	0.00	\$0	\$0
Paulding	0.0	0.00	\$0	\$0
Polk	35.0	0.67	\$4,100	\$96,145
Putnam	0.0	0.00	\$0	\$0
Richmond	25.0	0.67	\$4,100	\$68,675
Rockdale	0.0	0.00	\$0	\$0
Spalding	0.0	0.00	\$0	\$0
Taliaferro	0.0	0.00	\$0	\$0
Troup	325.0	0.67	\$4,100	\$892,775
Warren	0.0	0.00	\$0	\$0
Wilkes	0.0	0.00	\$0	\$0
Turfgrass	1,180			\$3,715,010

**Ornamental Horticulture
Central District**

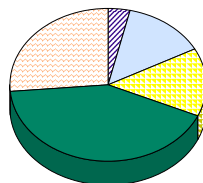
\$112,355,796

**District Commodity
Category Breakdown
For Ornamental Horticulture**



State Total \$105,562,782

**Extension District % of State Value
For Turfgrass**



District	Percentage
Central District	3.5%
East District	13.8%
North District	14.4%
South District	41.8%
West District	26.4%
Total	100.0%

Container Nursery	47.3%
Field Nursery	17.1%
Greenhouse	32.1%
Miscellaneous Ornamental Horticulture	0.1%
Turfgrass	3.3%
Total:	100.0%

Central District

Forestry and Related Products

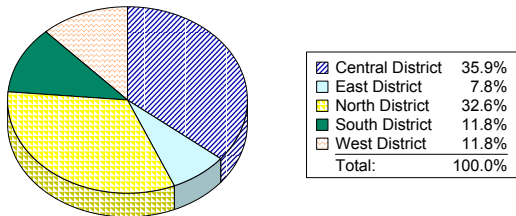
Christmas Trees

County	Acres	Yield	Price	Farm Gate Value
Baldwin	25.0	0.25	\$10,656	\$66,600
Butts	20.0	0.25	\$10,656	\$53,280
Carroll	0.0	0.00	\$0	\$0
Clayton	50.0	0.25	\$10,656	\$133,200
Columbia	0.0	0.00	\$0	\$0
Coweta	6.0	0.25	\$10,656	\$15,984
Douglas	10.0	0.25	\$10,656	\$26,640
Elbert	0.0	0.00	\$0	\$0
Fayette	150.0	0.25	\$10,656	\$399,600
Glascok	0.0	0.00	\$0	\$0
Greene	0.0	0.00	\$0	\$0
Hancock	125.0	0.25	\$10,656	\$333,000
Haralson	40.0	0.25	\$10,656	\$106,560
Hart	35.0	0.25	\$10,656	\$93,240
Heard	0.0	0.00	\$0	\$0
Henry	53.0	0.25	\$10,656	\$141,192
Jasper	25.0	0.25	\$10,656	\$66,600
Jones	0.0	0.00	\$0	\$0
Lincoln	0.0	0.00	\$0	\$0
Madison	15.0	0.25	\$10,656	\$39,960
McDuffie	0.0	0.00	\$0	\$0
Meriwether	10.0	0.25	\$10,656	\$26,640
Monroe	150.0	0.25	\$10,656	\$399,600
Morgan	35.0	0.25	\$10,656	\$93,240
Newton	60.0	0.25	\$10,656	\$159,840
Oglethorpe	10.0	0.25	\$10,656	\$26,640
Paulding	10.0	0.25	\$10,656	\$26,640
Polk	5.0	0.25	\$10,656	\$13,320
Putnam	0.0	0.00	\$0	\$0
Richmond	35.0	0.25	\$10,656	\$93,240
Rockdale	10.0	0.25	\$10,656	\$26,640
Spalding	100.0	0.25	\$10,656	\$266,400
Taliaferro	0.0	0.00	\$0	\$0
Troup	0.0	0.00	\$0	\$0
Warren	4.0	0.25	\$10,656	\$10,656
Wilkes	0.0	0.00	\$0	\$0
Christmas Trees	983			\$2,618,712

State Total

\$7,300,840

Extension District % of State Value
For Christmas Trees



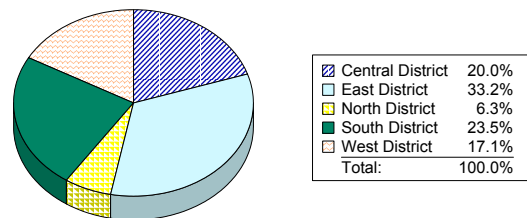
Forestry

County	Farm Gate Value
Baldwin	\$4,582,021
Butts	\$2,085,248
Carroll	\$2,900,000
Clayton	\$0
Columbia	\$5,840,118
Coweta	\$2,000,000
Douglas	\$30,000
Elbert	\$3,008,129
Fayette	\$31,255
Glascok	\$2,093,830
Greene	\$8,421,468
Hancock	\$12,156,199
Haralson	\$2,098,974
Hart	\$4,582,000
Heard	\$3,704,982
Henry	\$2,556,108
Jasper	\$2,221,342
Jones	\$5,477,486
Lincoln	\$5,780,375
Madison	\$8,900,000
McDuffie	\$3,945,584
Meriwether	\$6,839,893
Monroe	\$4,593,032
Morgan	\$3,884,928
Newton	\$46,556
Oglethorpe	\$5,097,955
Paulding	\$1,510,000
Polk	\$2,010,000
Putnam	\$4,668,000
Richmond	\$2,100,000
Rockdale	\$1,557,298
Spalding	\$827,654
Taliaferro	\$0
Troup	\$5,589,492
Warren	\$4,092,466
Wilkes	\$12,676,863
Forestry	\$137,909,256

State Total

\$690,026,490

Extension District % of State Value
For Forestry



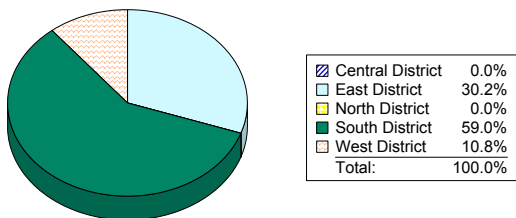
Central District

Miscellaneous Forestry

County	Farm Gate Value
Baldwin	\$0
Butts	\$0
Carroll	\$0
Clayton	\$0
Columbia	\$0
Coweta	\$0
Douglas	\$0
Elbert	\$0
Fayette	\$0
GlascocK	\$0
Greene	\$0
Hancock	\$0
Haralson	\$0
Hart	\$0
Heard	\$0
Henry	\$0
Jasper	\$0
Jones	\$0
Lincoln	\$0
Madison	\$0
McDuffie	\$0
Meriwether	\$0
Monroe	\$0
Morgan	\$0
Newton	\$0
Oglethorpe	\$0
Paulding	\$0
Polk	\$0
Putnam	\$0
Richmond	\$0
Rockdale	\$0
Spalding	\$0
Taliaferro	\$0
Troup	\$0
Warren	\$0
Wilkes	\$0
Miscellaneous Forestry	\$0

State Total \$11,622,900

Extension District % of State Value
For Miscellaneous Forestry

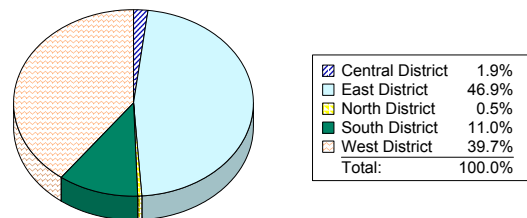


Pine Straw

County	Acres	Price	Farm Gate Value
Baldwin	0.0	\$35.00	\$0
Butts	0.0	\$35.00	\$0
Carroll	200.0	\$35.00	\$7,000
Clayton	0.0	\$35.00	\$0
Columbia	0.0	\$35.00	\$0
Coweta	0.0	\$35.00	\$0
Douglas	0.0	\$35.00	\$0
Elbert	500.0	\$35.00	\$17,500
Fayette	0.0	\$35.00	\$0
GlascocK	0.0	\$35.00	\$0
Greene	0.0	\$35.00	\$0
Hancock	3,000.0	\$35.00	\$105,000
Haralson	60.0	\$35.00	\$2,100
Hart	300.0	\$35.00	\$10,500
Heard	0.0	\$35.00	\$0
Henry	0.0	\$35.00	\$0
Jasper	50.0	\$35.00	\$1,750
Jones	0.0	\$35.00	\$0
Lincoln	0.0	\$35.00	\$0
Madison	140.0	\$35.00	\$4,900
McDuffie	0.0	\$35.00	\$0
Meriwether	3,000.0	\$35.00	\$105,000
Monroe	0.0	\$35.00	\$0
Morgan	0.0	\$35.00	\$0
Newton	200.0	\$35.00	\$7,000
Oglethorpe	0.0	\$35.00	\$0
Paulding	0.0	\$35.00	\$0
Polk	0.0	\$35.00	\$0
Putnam	0.0	\$35.00	\$0
Richmond	25.0	\$35.00	\$875
Rockdale	0.0	\$35.00	\$0
Spalding	0.0	\$35.00	\$0
Taliaferro	0.0	\$35.00	\$0
Troup	0.0	\$35.00	\$0
Warren	1,000.0	\$35.00	\$35,000
Wilkes	0.0	\$35.00	\$0
Pine Straw	8,475		\$296,625

State Total \$15,563,253

Extension District % of State Value
For Pine Straw

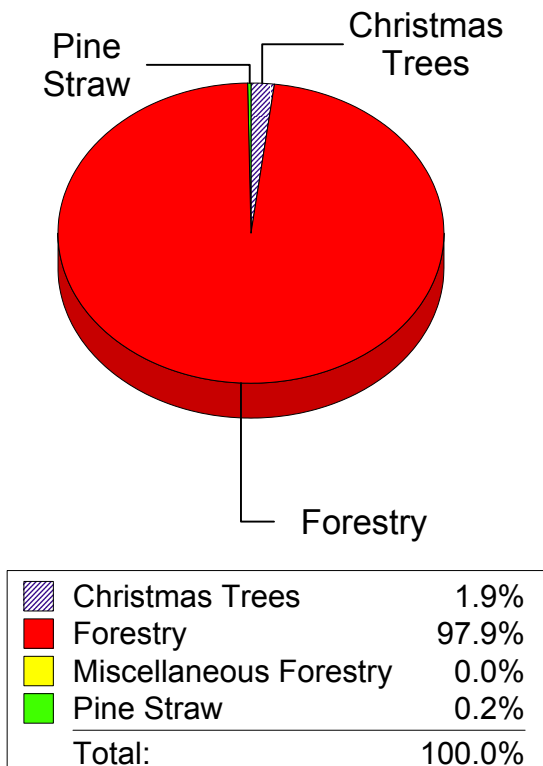


Central District

Forestry and Related Products
Central District \$140,824,593

District Commodity Category Breakdown

For Forestry and Related Products



Central District

Livestock

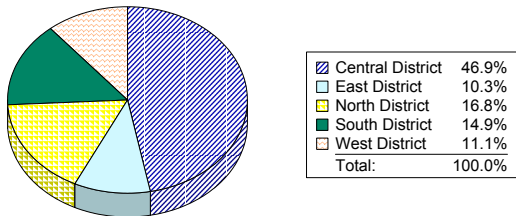
Beef Cattle Finished Outside County

County	Head	Prod.	Price	Farm Gate Value
Baldwin	250	500.00	\$0.69	\$86,250
Butts	0	0.00	\$0.00	\$0
Carroll	1,000	500.00	\$0.69	\$345,000
Clayton	0	0.00	\$0.00	\$0
Columbia	0	0.00	\$0.00	\$0
Coweta	50	500.00	\$0.69	\$17,250
Douglas	0	0.00	\$0.00	\$0
Elbert	0	0.00	\$0.00	\$0
Fayette	1,000	500.00	\$0.69	\$345,000
Glascocok	0	0.00	\$0.00	\$0
Greene	425	500.00	\$0.69	\$146,625
Hancock	1,200	500.00	\$0.69	\$414,000
Haralson	50	500.00	\$0.69	\$17,250
Hart	300	500.00	\$0.69	\$103,500
Heard	0	0.00	\$0.00	\$0
Henry	0	0.00	\$0.00	\$0
Jasper	7,000	500.00	\$0.69	\$2,415,000
Jones	30	500.00	\$0.69	\$10,350
Lincoln	0	0.00	\$0.00	\$0
Madison	80	500.00	\$0.69	\$27,600
McDuffie	100	500.00	\$0.69	\$34,500
Meriwether	1,500	500.00	\$0.69	\$517,500
Monroe	600	500.00	\$0.69	\$207,000
Morgan	10	500.00	\$0.69	\$3,450
Newton	0	0.00	\$0.00	\$0
Oglethorpe	500	500.00	\$0.69	\$172,500
Paulding	0	0.00	\$0.00	\$0
Polk	53	500.00	\$0.69	\$18,285
Putnam	0	0.00	\$0.00	\$0
Richmond	0	0.00	\$0.00	\$0
Rockdale	0	0.00	\$0.00	\$0
Spalding	0	0.00	\$0.00	\$0
Taliaferro	0	0.00	\$0.00	\$0
Troup	0	0.00	\$0.00	\$0
Warren	800	500.00	\$0.69	\$276,000
Wilkes	40	500.00	\$0.69	\$13,800
Beef Outside Co.	14,988			\$5,170,860
State Total				\$11,019,175

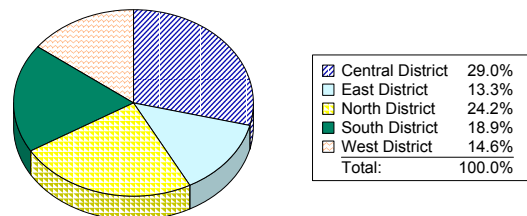
Beef Cows

County	Head	Prod.	Price	Farm Gate Value
Baldwin	6,400	373.50	\$0.94	\$2,246,976
Butts	2,200	373.50	\$0.94	\$772,398
Carroll	23,000	373.50	\$0.94	\$8,075,070
Clayton	1,000	373.50	\$0.94	\$351,090
Columbia	3,000	373.50	\$0.94	\$1,053,270
Coweta	3,000	373.50	\$0.94	\$1,053,270
Douglas	1,500	373.50	\$0.94	\$526,635
Elbert	9,000	373.50	\$0.94	\$3,159,810
Fayette	4,600	373.50	\$0.94	\$1,615,014
Glascocok	2,500	373.50	\$0.94	\$877,725
Greene	7,500	373.50	\$0.94	\$2,633,175
Hancock	3,500	373.50	\$0.94	\$1,228,815
Haralson	5,500	373.50	\$0.94	\$1,930,995
Hart	15,800	373.50	\$0.94	\$5,547,222
Heard	3,500	373.50	\$0.94	\$1,228,815
Henry	7,200	373.50	\$0.94	\$2,527,848
Jasper	7,500	373.50	\$0.94	\$2,633,175
Jones	8,750	373.50	\$0.94	\$3,072,038
Lincoln	3,500	373.50	\$0.94	\$1,228,815
Madison	16,500	373.50	\$0.94	\$5,792,985
McDuffie	4,100	373.50	\$0.94	\$1,439,469
Meriwether	10,500	373.50	\$0.94	\$3,686,445
Monroe	3,400	373.50	\$0.94	\$1,193,706
Morgan	8,300	373.50	\$0.94	\$2,914,047
Newton	7,000	373.50	\$0.94	\$2,457,630
Oglethorpe	8,000	373.50	\$0.94	\$2,808,720
Paulding	3,100	373.50	\$0.94	\$1,088,379
Polk	4,200	373.50	\$0.90	\$1,411,830
Putnam	12,700	373.50	\$0.94	\$4,458,843
Richmond	3,000	374.00	\$0.94	\$1,054,680
Rockdale	700	373.50	\$0.94	\$245,763
Spalding	2,500	373.50	\$0.94	\$877,725
Taliaferro	0	0.00	\$0.00	\$0
Troup	10,500	373.50	\$0.94	\$3,686,445
Warren	4,700	373.50	\$0.94	\$1,650,123
Wilkes	15,000	373.50	\$0.94	\$5,266,350
Beef Cows	233,150			\$81,795,296
State Total				\$281,805,942

Extension District % of State Value
For Beef Cattle Finished Outside County



Extension District % of State Value
For Beef Cows



Central District

Beef Stockers

County	Head	Prod.	Price	Farm Gate Value
Baldwin	1,450	300.00	\$0.79	\$343,650
Butts	500	300.00	\$0.79	\$118,500
Carroll	3,000	300.00	\$0.79	\$711,000
Clayton	800	300.00	\$0.79	\$189,600
Columbia	500	300.00	\$0.79	\$118,500
Coweta	1,000	300.00	\$0.79	\$237,000
Douglas	0	0.00	\$0.00	\$0
Elbert	1,000	300.00	\$0.79	\$237,000
Fayette	0	0.00	\$0.00	\$0
Glascocock	1,500	300.00	\$0.79	\$355,500
Greene	300	300.00	\$0.79	\$71,100
Hancock	500	300.00	\$0.79	\$118,500
Haralson	800	300.00	\$0.79	\$189,600
Hart	1,800	300.00	\$0.79	\$426,600
Heard	3,000	300.00	\$0.79	\$711,000
Henry	800	300.00	\$0.79	\$189,600
Jasper	500	300.00	\$0.79	\$118,500
Jones	200	300.00	\$0.79	\$47,400
Lincoln	0	0.00	\$0.00	\$0
Madison	11,000	300.00	\$0.79	\$2,607,000
McDuffie	800	300.00	\$0.79	\$189,600
Meriwether	4,100	300.00	\$0.79	\$971,700
Monroe	3,000	300.00	\$0.79	\$711,000
Morgan	400	300.00	\$0.79	\$94,800
Newton	6,300	300.00	\$0.79	\$1,493,100
Oglethorpe	7,000	300.00	\$0.79	\$1,659,000
Paulding	0	0.00	\$0.00	\$0
Polk	2,900	300.00	\$0.79	\$687,300
Putnam	1,050	300.00	\$0.79	\$248,850
Richmond	800	300.00	\$0.79	\$189,600
Rockdale	600	300.00	\$0.79	\$142,200
Spalding	0	0.00	\$0.00	\$0
Taliaferro	0	0.00	\$0.00	\$0
Troup	0	0.00	\$0.00	\$0
Warren	1,400	300.00	\$0.79	\$331,800
Wilkes	800	300.00	\$0.79	\$189,600
Beef Stockers	57,800			\$13,698,600

Catfish

County	Pond Acres	Prod.	Price	Farm Gate Value
Baldwin	6	1,500.00	\$0.74	\$6,660
Butts	0	0.00	\$0.00	\$0
Carroll	0	0.00	\$0.00	\$0
Clayton	0	0.00	\$0.00	\$0
Columbia	2	1,200.00	\$0.74	\$1,776
Coweta	10	1,200.00	\$0.74	\$8,880
Douglas	0	0.00	\$0.00	\$0
Elbert	5	200.00	\$0.74	\$740
Fayette	10	1,400.00	\$0.74	\$10,360
Glascocock	0	0.00	\$0.00	\$0
Greene	5	750.00	\$0.74	\$2,775
Hancock	150	500.00	\$0.74	\$55,500
Haralson	0	0.00	\$0.00	\$0
Hart	5	5,000.00	\$0.74	\$18,500
Heard	0	0.00	\$0.00	\$0
Henry	0	0.00	\$0.00	\$0
Jasper	20	1,400.00	\$0.74	\$20,720
Jones	3	1,050.00	\$0.74	\$2,331
Lincoln	0	0.00	\$0.00	\$0
Madison	500	1,500.00	\$0.74	\$555,000
McDuffie	0	0.00	\$0.00	\$0
Meriwether	140	1,500.00	\$0.74	\$155,400
Monroe	15	1,300.00	\$0.74	\$14,430
Morgan	0	0.00	\$0.00	\$0
Newton	0	0.00	\$0.00	\$0
Oglethorpe	0	0.00	\$0.00	\$0
Paulding	0	0.00	\$0.00	\$0
Polk	0	0.00	\$0.00	\$0
Putnam	0	0.00	\$0.00	\$0
Richmond	35	1,800.00	\$0.74	\$46,620
Rockdale	0	0.00	\$0.00	\$0
Spalding	20	1,000.00	\$0.74	\$14,800
Taliaferro	0	0.00	\$0.00	\$0
Troup	0	0.00	\$0.00	\$0
Warren	0	0.00	\$0.00	\$0
Wilkes	0	0.00	\$0.00	\$0
Catfish	926			\$914,492

State Total

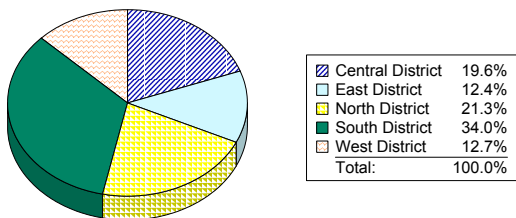
\$69,963,822

State Total

\$5,488,959

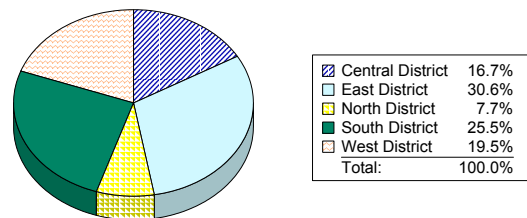
Extension District % of State Value

For Beef Stockers



Extension District % of State Value

For Catfish



Central District

Dairy

County	Head	Prod.	Price	Farm Gate Value
Baldwin	150	17500	\$0.15	\$399,000
Butts	80	16000	\$0.15	\$194,560
Carroll	150	15500	\$0.15	\$353,400
Clayton	0	0	\$0.00	\$0
Columbia	120	16500	\$0.15	\$300,960
Coweta	400	16500	\$0.17	\$1,117,380
Douglas	0	0	\$0.00	\$0
Elbert	1,600	18000	\$0.15	\$4,377,600
Fayette	0	0	\$0.00	\$0
Glascocock	0	0	\$0.00	\$0
Greene	3,450	16500	\$0.17	\$9,637,403
Hancock	150	9000	\$0.15	\$205,200
Haralson	100	16500	\$0.15	\$250,800
Hart	1,550	16500	\$0.15	\$3,887,400
Heard	0	0	\$0.00	\$0
Henry	100	16500	\$0.15	\$250,800
Jasper	500	16500	\$0.15	\$1,254,000
Jones	1,100	18000	\$0.15	\$3,009,600
Lincoln	325	15000	\$0.15	\$741,000
Madison	225	16500	\$0.15	\$564,300
McDuffie	600	20000	\$0.15	\$1,824,000
Meriwether	450	12000	\$0.15	\$820,800
Monroe	1,300	16500	\$0.15	\$3,260,400
Morgan	6,000	16000	\$0.15	\$14,592,000
Newton	60	16000	\$0.15	\$145,920
Oglethorpe	1,500	15000	\$0.15	\$3,420,000
Paulding	100	16000	\$0.15	\$243,200
Polk	370	13000	\$0.15	\$731,120
Putnam	9,145	16500	\$0.15	\$22,935,660
Richmond	500	17500	\$0.17	\$1,481,375
Rockdale	0	0	\$0.00	\$0
Spalding	550	17000	\$0.15	\$1,421,200
Taliaferro	0	0	\$0.00	\$0
Troup	450	15000	\$0.15	\$1,026,000
Warren	1,245	17500	\$0.17	\$3,688,624
Wilkes	2,500	16500	\$0.15	\$6,270,000
Dairy	34,770			\$88,403,701

Goats

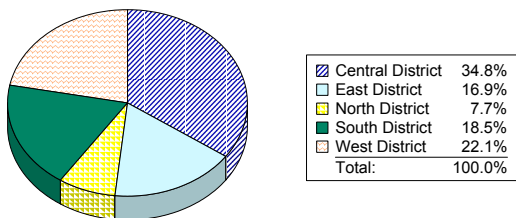
County	Head	Prod.	Price	Farm Gate Value
Baldwin	550	1.25	\$35.00	\$24,063
Butts	75	1.25	\$35.00	\$3,281
Carroll	500	1.25	\$35.00	\$21,875
Clayton	50	1.25	\$35.00	\$2,188
Columbia	0	0.00	\$0.00	\$0
Coweta	100	1.25	\$35.00	\$4,375
Douglas	0	0.00	\$0.00	\$0
Elbert	500	1.25	\$35.00	\$21,875
Fayette	150	1.25	\$35.00	\$6,563
Glascocock	100	1.25	\$35.00	\$4,375
Greene	150	1.25	\$35.00	\$6,563
Hancock	500	1.25	\$35.00	\$21,875
Haralson	150	1.25	\$35.00	\$6,563
Hart	1,300	1.25	\$35.00	\$56,875
Heard	125	1.25	\$35.00	\$5,469
Henry	200	1.25	\$35.00	\$8,750
Jasper	250	1.25	\$35.00	\$10,938
Jones	115	1.25	\$35.00	\$5,031
Lincoln	600	1.25	\$35.00	\$26,250
Madison	500	1.25	\$35.00	\$21,875
McDuffie	600	1.25	\$35.00	\$26,250
Meriwether	1,100	1.25	\$35.00	\$48,125
Monroe	200	1.25	\$35.00	\$8,750
Morgan	200	1.25	\$35.00	\$8,750
Newton	780	1.25	\$35.00	\$34,125
Oglethorpe	500	1.25	\$35.00	\$21,875
Paulding	400	1.25	\$35.00	\$17,500
Polk	300	1.25	\$35.00	\$13,125
Putnam	185	1.25	\$35.00	\$8,094
Richmond	500	1.25	\$35.00	\$21,875
Rockdale	50	1.25	\$35.00	\$2,188
Spalding	100	1.25	\$35.00	\$4,375
Taliaferro	0	0.00	\$0.00	\$0
Troup	0	0.00	\$0.00	\$0
Warren	1,500	1.25	\$35.00	\$65,625
Wilkes	400	1.25	\$35.00	\$17,500
Goats	12,730			\$556,938

State Total \$254,294,780

State Total \$4,512,069

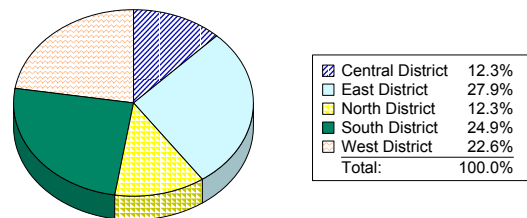
Extension District % of State Value

For Dairy



Extension District % of State Value

For Goats



Central District

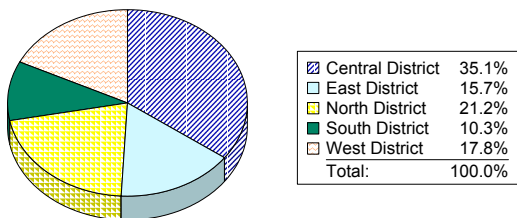
Horses - Board, Breed, Train

County	Head	Price	Farm Gate Value
Baldwin	95	\$3,000	\$285,000
Butts	150	\$3,000	\$450,000
Carroll	200	\$3,000	\$600,000
Clayton	0	\$0	\$0
Columbia	700	\$3,000	\$2,100,000
Coweta	400	\$3,000	\$1,200,000
Douglas	450	\$3,000	\$1,350,000
Elbert	70	\$3,000	\$210,000
Fayette	500	\$3,000	\$1,500,000
Glascocock	0	\$0	\$0
Greene	75	\$3,000	\$225,000
Hancock	75	\$3,000	\$225,000
Haralson	75	\$3,000	\$225,000
Hart	25	\$3,000	\$75,000
Heard	50	\$3,000	\$150,000
Henry	60	\$3,000	\$180,000
Jasper	800	\$3,000	\$2,400,000
Jones	100	\$3,000	\$300,000
Lincoln	30	\$3,000	\$90,000
Madison	200	\$3,000	\$600,000
McDuffie	100	\$3,000	\$300,000
Meriwether	1,000	\$3,000	\$3,000,000
Monroe	75	\$3,000	\$225,000
Morgan	1,000	\$3,000	\$3,000,000
Newton	400	\$3,000	\$1,200,000
Oglethorpe	1,000	\$3,000	\$3,000,000
Paulding	200	\$3,000	\$600,000
Polk	50	\$1,500	\$75,000
Putnam	586	\$3,000	\$1,758,000
Richmond	100	\$3,000	\$300,000
Rockdale	1,490	\$3,000	\$4,470,000
Spalding	300	\$3,000	\$900,000
Taliaferro	0	\$0	\$0
Troup	300	\$3,000	\$900,000
Warren	400	\$3,000	\$1,200,000
Wilkes	20	\$3,000	\$60,000
Horses - Board, Breed, Train	11,076		\$33,153,000
State Total			\$94,581,000

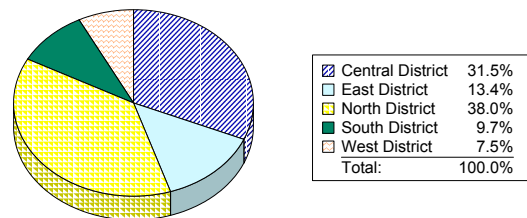
Horses - Raised

County	Head	Price	Farm Gate Value
Baldwin	70	\$2,000	\$140,000
Butts	150	\$2,000	\$300,000
Carroll	100	\$2,000	\$200,000
Clayton	0	\$0	\$0
Columbia	500	\$2,000	\$1,000,000
Coweta	200	\$2,000	\$400,000
Douglas	75	\$2,000	\$150,000
Elbert	200	\$2,000	\$400,000
Fayette	500	\$2,000	\$1,000,000
Glascocock	50	\$2,000	\$100,000
Greene	225	\$2,000	\$450,000
Hancock	35	\$2,000	\$70,000
Haralson	40	\$2,000	\$80,000
Hart	80	\$2,000	\$160,000
Heard	100	\$2,000	\$200,000
Henry	85	\$2,000	\$170,000
Jasper	350	\$2,000	\$700,000
Jones	75	\$2,000	\$150,000
Lincoln	200	\$2,000	\$400,000
Madison	700	\$2,000	\$1,400,000
McDuffie	700	\$2,000	\$1,400,000
Meriwether	0	\$0	\$0
Monroe	50	\$2,000	\$100,000
Morgan	100	\$2,000	\$200,000
Newton	2,300	\$2,000	\$4,600,000
Oglethorpe	300	\$2,000	\$600,000
Paulding	2,000	\$2,000	\$4,000,000
Polk	1,000	\$800	\$800,000
Putnam	80	\$2,000	\$160,000
Richmond	100	\$2,000	\$200,000
Rockdale	0	\$0	\$0
Spalding	350	\$2,000	\$700,000
Taliaferro	0	\$0	\$0
Troup	50	\$2,000	\$100,000
Warren	1,600	\$2,000	\$3,200,000
Wilkes	100	\$2,000	\$200,000
Horses - Raised	12,465		\$23,730,000
State Total			\$75,396,000

Extension District % of State Value
For Horses - Board, Breed, Train



Extension District % of State Value
For Horses - Raised



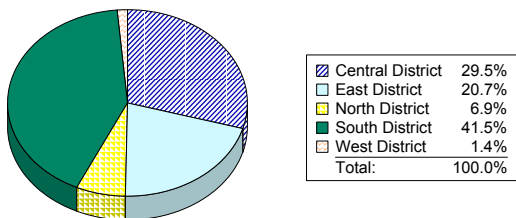
Central District

Miscellaneous Livestock

County	Farm Gate Value
Baldwin	\$0
Butts	\$0
Carroll	\$0
Clayton	\$8,000
Columbia	\$900,000
Coweta	\$0
Douglas	\$100,000
Elbert	\$0
Fayette	\$10,000
Glascocock	\$0
Greene	\$0
Hancock	\$0
Haralson	\$5,000
Hart	\$0
Heard	\$0
Henry	\$0
Jasper	\$0
Jones	\$0
Lincoln	\$0
Madison	\$6,125
McDuffie	\$0
Meriwether	\$3,160,000
Monroe	\$0
Morgan	\$6,500,000
Newton	\$397,720
Oglethorpe	\$0
Paulding	\$0
Polk	\$0
Putnam	\$0
Richmond	\$28,000
Rockdale	\$0
Spalding	\$0
Taliaferro	\$0
Troup	\$0
Warren	\$33,000
Wilkes	\$0
Miscellaneous Livestock	\$11,147,845

State Total \$37,803,583

Extension District % of State Value
For Miscellaneous Livestock

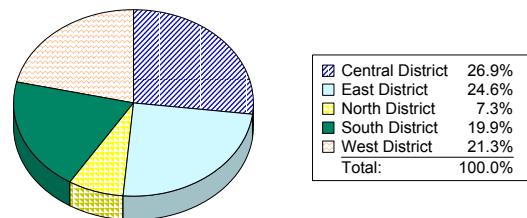


Pork - Farrow to Finish

County	Head	Prod.	Price	Farm Gate Value
Baldwin	150	3,675.00	\$0.42	\$231,525
Butts	0	0.00	\$0.00	\$0
Carroll	0	0.00	\$0.00	\$0
Clayton	0	0.00	\$0.00	\$0
Columbia	0	0.00	\$0.00	\$0
Coweta	0	0.00	\$0.00	\$0
Douglas	0	0.00	\$0.00	\$0
Elbert	0	0.00	\$0.00	\$0
Fayette	0	0.00	\$0.00	\$0
Glascocock	300	3,675.00	\$0.42	\$463,050
Greene	0	0.00	\$0.00	\$0
Hancock	0	3,675.00	\$0.42	\$0
Haralson	0	0.00	\$0.00	\$0
Hart	0	0.00	\$0.00	\$0
Heard	0	0.00	\$0.00	\$0
Henry	0	0.00	\$0.00	\$0
Jasper	0	0.00	\$0.00	\$0
Jones	0	0.00	\$0.00	\$0
Lincoln	0	0.00	\$0.00	\$0
Madison	0	0.00	\$0.00	\$0
McDuffie	250	3,675.00	\$0.42	\$385,875
Meriwether	100	3,675.00	\$0.42	\$154,350
Monroe	0	0.00	\$0.00	\$0
Morgan	0	0.00	\$0.00	\$0
Newton	500	3,675.00	\$0.42	\$771,750
Oglethorpe	4,200	3,675.00	\$0.42	\$6,482,700
Paulding	0	0.00	\$0.00	\$0
Polk	0	0.00	\$0.00	\$0
Putnam	100	3,675.00	\$0.42	\$154,350
Richmond	0	0.00	\$0.00	\$0
Rockdale	0	0.00	\$0.00	\$0
Spalding	0	0.00	\$0.00	\$0
Taliaferro	0	0.00	\$0.00	\$0
Troup	0	0.00	\$0.00	\$0
Warren	700	3,675.00	\$0.42	\$1,080,450
Wilkes	2,900	3,675.00	\$0.42	\$4,476,150
Pork - Farrow to Finish	9,200			\$14,200,200

State Total \$52,839,518

Extension District % of State Value
For Pork - Farrow to Finish



Central District

Pork - Feeder Pigs

County	Head	Prod.	Price	Farm Gate Value
Baldwin	0	0.00	\$0.00	\$0
Butts	0	0.00	\$0.00	\$0
Carroll	0	0.00	\$0.00	\$0
Clayton	0	0.00	\$0.00	\$0
Columbia	0	0.00	\$0.00	\$0
Coweta	0	0.00	\$0.00	\$0
Douglas	0	0.00	\$0.00	\$0
Elbert	0	0.00	\$0.00	\$0
Fayette	0	0.00	\$0.00	\$0
GlascocK	0	0.00	\$0.00	\$0
Greene	0	0.00	\$0.00	\$0
Hancock	0	750.00	\$0.72	\$0
Haralson	0	0.00	\$0.00	\$0
Hart	0	0.00	\$0.00	\$0
Heard	0	0.00	\$0.00	\$0
Henry	0	0.00	\$0.00	\$0
Jasper	0	0.00	\$0.00	\$0
Jones	0	0.00	\$0.00	\$0
Lincoln	0	0.00	\$0.00	\$0
Madison	700	750.00	\$0.72	\$378,000
McDuffie	0	0.00	\$0.00	\$0
Meriwether	0	0.00	\$0.00	\$0
Monroe	0	0.00	\$0.00	\$0
Morgan	0	0.00	\$0.00	\$0
Newton	0	0.00	\$0.00	\$0
Oglethorpe	2,300	750.00	\$0.72	\$1,242,000
Paulding	0	0.00	\$0.00	\$0
Polk	0	0.00	\$0.00	\$0
Putnam	0	0.00	\$0.00	\$0
Richmond	150	750.00	\$0.72	\$81,000
Rockdale	0	0.00	\$0.00	\$0
Spalding	0	0.00	\$0.00	\$0
Taliaferro	0	0.00	\$0.00	\$0
Troup	0	0.00	\$0.00	\$0
Warren	400	750.00	\$0.72	\$216,000
Wilkes	0	0.00	\$0.00	\$0
Pork - Feeder	3,550			\$1,917,000

State Total

\$16,798,590

Pork - Finishing

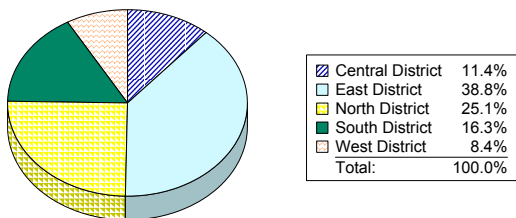
County	Head	Prod.	Price	Farm Gate Value
Baldwin	0	0.00	\$0.00	\$0
Butts	0	0.00	\$0.00	\$0
Carroll	0	0.00	\$0.00	\$0
Clayton	0	0.00	\$0.00	\$0
Columbia	0	0.00	\$0.00	\$0
Coweta	0	0.00	\$0.00	\$0
Douglas	0	0.00	\$0.00	\$0
Elbert	0	0.00	\$0.00	\$0
Fayette	0	0.00	\$0.00	\$0
GlascocK	0	0.00	\$0.00	\$0
Greene	0	0.00	\$0.00	\$0
Hancock	0	553.50	\$0.42	\$0
Haralson	0	0.00	\$0.00	\$0
Hart	9,800	553.50	\$0.42	\$2,278,206
Heard	0	0.00	\$0.00	\$0
Henry	0	0.00	\$0.00	\$0
Jasper	0	0.00	\$0.00	\$0
Jones	0	0.00	\$0.00	\$0
Lincoln	0	0.00	\$0.00	\$0
Madison	2,400	553.50	\$0.42	\$557,928
McDuffie	0	0.00	\$0.00	\$0
Meriwether	0	0.00	\$0.00	\$0
Monroe	0	0.00	\$0.00	\$0
Morgan	0	0.00	\$0.00	\$0
Newton	0	0.00	\$0.00	\$0
Oglethorpe	9,259	553.50	\$0.42	\$2,152,440
Paulding	0	0.00	\$0.00	\$0
Polk	0	0.00	\$0.00	\$0
Putnam	0	0.00	\$0.00	\$0
Richmond	50	554.00	\$0.42	\$11,634
Rockdale	0	0.00	\$0.00	\$0
Spalding	0	0.00	\$0.00	\$0
Taliaferro	0	0.00	\$0.00	\$0
Troup	0	0.00	\$0.00	\$0
Warren	0	0.00	\$0.00	\$0
Wilkes	2,325	553.50	\$0.42	\$540,493
Pork - Finishing	23,834			\$5,540,700

State Total

\$22,376,605

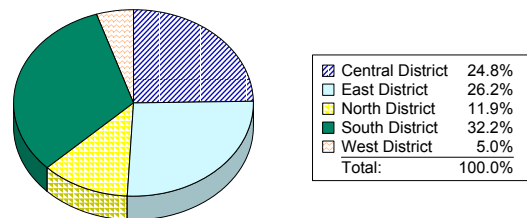
Extension District % of State Value

For Pork - Feeder Pigs



Extension District % of State Value

For Pork - Finishing



Central District

Quail

County	Head	Price	Farm Gate Value
Baldwin	0	\$0.00	\$0
Butts	0	\$0.00	\$0
Carroll	0	\$0.00	\$0
Clayton	0	\$0.00	\$0
Columbia	0	\$0.00	\$0
Coweta	0	\$0.00	\$0
Douglas	0	\$0.00	\$0
Elbert	0	\$0.00	\$0
Fayette	0	\$0.00	\$0
GlascocK	0	\$0.00	\$0
Greene	2,000,000	\$2.85	\$5,700,000
Hancock	0	\$2.85	\$0
Haralson	0	\$0.00	\$0
Hart	0	\$0.00	\$0
Heard	0	\$0.00	\$0
Henry	0	\$0.00	\$0
Jasper	0	\$0.00	\$0
Jones	0	\$0.00	\$0
Lincoln	0	\$0.00	\$0
Madison	0	\$0.00	\$0
McDuffie	0	\$0.00	\$0
Meriwether	0	\$0.00	\$0
Monroe	200	\$2.85	\$570
Morgan	0	\$0.00	\$0
Newton	0	\$0.00	\$0
Oglethorpe	0	\$0.00	\$0
Paulding	0	\$0.00	\$0
Polk	0	\$0.00	\$0
Putnam	5,000	\$2.85	\$14,250
Richmond	0	\$0.00	\$0
Rockdale	0	\$0.00	\$0
Spalding	0	\$0.00	\$0
Taliaferro	0	\$0.00	\$0
Troup	0	\$0.00	\$0
Warren	0	\$0.00	\$0
Wilkes	0	\$0.00	\$0
Quail	2,005,200		\$5,714,820

Sheep

County	Head	Prod.	Price	Farm Gate Value
Baldwin	0	0.00	\$0.00	\$0
Butts	0	0.00	\$0.00	\$0
Carroll	100	1.25	\$70.00	\$8,750
Clayton	0	0.00	\$0.00	\$0
Columbia	0	0.00	\$0.00	\$0
Coweta	0	0.00	\$0.00	\$0
Douglas	0	0.00	\$0.00	\$0
Elbert	40	1.25	\$70.00	\$3,500
Fayette	50	1.25	\$70.00	\$4,375
GlascocK	0	0.00	\$0.00	\$0
Greene	0	0.00	\$0.00	\$0
Hancock	100	1.25	\$70.00	\$8,750
Haralson	0	0.00	\$0.00	\$0
Hart	0	0.00	\$0.00	\$0
Heard	10	1.25	\$70.00	\$875
Henry	40	1.25	\$70.00	\$3,500
Jasper	0	0.00	\$0.00	\$0
Jones	0	0.00	\$0.00	\$0
Lincoln	30	1.25	\$70.00	\$2,625
Madison	0	0.00	\$0.00	\$0
McDuffie	200	1.25	\$70.00	\$17,500
Meriwether	30	1.25	\$70.00	\$2,625
Monroe	0	0.00	\$0.00	\$0
Morgan	150	1.25	\$70.00	\$13,125
Newton	100	1.25	\$70.00	\$8,750
Oglethorpe	200	1.25	\$70.00	\$17,500
Paulding	0	0.00	\$0.00	\$0
Polk	0	0.00	\$0.00	\$0
Putnam	0	0.00	\$0.00	\$0
Richmond	0	0.00	\$0.00	\$0
Rockdale	55	1.25	\$70.00	\$4,813
Spalding	0	0.00	\$0.00	\$0
Taliaferro	0	0.00	\$0.00	\$0
Troup	0	0.00	\$0.00	\$0
Warren	0	0.00	\$0.00	\$0
Wilkes	10	1.25	\$70.00	\$875
Sheep	1,115			\$97,563

State Total

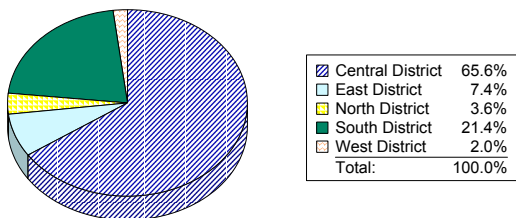
\$8,712,108

State Total

\$381,150

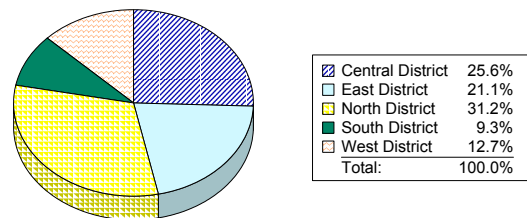
Extension District % of State Value

For Quail



Extension District % of State Value

For Sheep

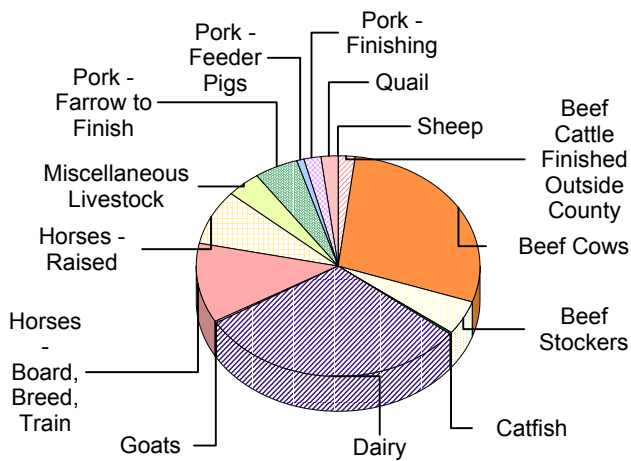


Central District

Livestock
Central District

\$286,041,014

District Commodity Category Breakdown For Livestock



Beef Cattle Finished Outside County	1.8%
Beef Cows	28.6%
Beef Stockers	4.8%
Catfish	0.3%
Dairy	30.9%
Goats	0.2%
Horses - Board, Breed, Train	11.6%
Horses - Raised	8.3%
Miscellaneous Livestock	3.9%
Pork - Farrow to Finish	5.0%
Pork - Feeder Pigs	0.7%
Pork - Finishing	1.9%
Quail	2.0%
Sheep	0.0%
Total:	100.0%

Central District

Poultry and Eggs

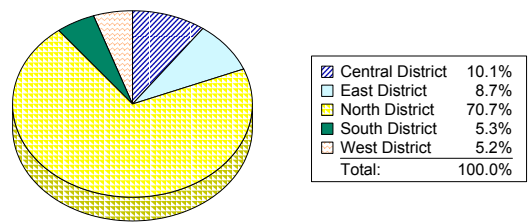
Breeder Pullet Unit

County	# Houses	Avg. Cap.	Grower Price	Grower Value
Baldwin	0	0	12.00	\$0
Butts	0	0	12.00	\$0
Carroll	0	0	12.00	\$0
Clayton	0	0	12.00	\$0
Columbia	0	0	12.00	\$0
Coweta	0	0	12.00	\$0
Douglas	0	0	12.00	\$0
Elbert	0	0	12.00	\$0
Fayette	0	0	12.00	\$0
Glascocock	0	0	12.00	\$0
Greene	0	0	12.00	\$0
Hancock	0	0	12.00	\$0
Haralson	0	0	12.00	\$0
Hart	12	12,000	12.00	\$1,728,000
Heard	4	80,000	12.00	\$3,840,000
Henry	0	0	12.00	\$0
Jasper	5	100,000	12.00	\$6,000,000
Jones	0	0	12.00	\$0
Lincoln	0	0	12.00	\$0
Madison	8	12,000	12.00	\$1,152,000
McDuffie	0	0	12.00	\$0
Meriwether	0	0	12.00	\$0
Monroe	0	0	12.00	\$0
Morgan	0	0	12.00	\$0
Newton	0	0	12.00	\$0
Oglethorpe	0	0	12.00	\$0
Paulding	0	0	12.00	\$0
Polk	0	0	12.00	\$0
Putnam	0	0	12.00	\$0
Richmond	0	0	12.00	\$0
Rockdale	0	0	12.00	\$0
Spalding	0	0	12.00	\$0
Taliaferro	0	0	12.00	\$0
Troup	0	0	12.00	\$0
Warren	0	0	12.00	\$0
Wilkes	0	0	12.00	\$0

Breeder Pullet Unit **\$12,720,000**

State Total **\$126,328,440**

Extension District % of State Value
For Breeder Pullet Unit



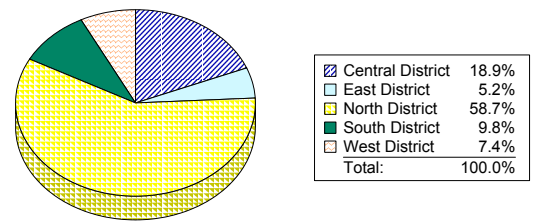
Broiler (uses a 96% survival rate)

County	# Houses	Avg. Cap.	# Batch	Bird Weight	Grower Price	Grower Value	Integr. Price	Integr. Value
Baldwin	27	26,000	6.00	5.35	0.05	\$1,016,743	0.32	\$6,922,506
Butts	0	0	0.00	0.00	0.00	\$0.00		\$0
Carroll	300	26,000	5.50	4.00	0.05	\$7,742,592	0.32	\$52,715,520
Clayton	0	0	0.00	0.00	0.00	\$0.00		\$0
Columbia	0	0	0.00	0.00	0.00	\$0.00		\$0
Coweta	0	0	0.00	0.00	0.00	\$0.00		\$0
Douglas	2	26,000	5.50	4.00	0.05	\$51,617	0.32	\$351,437
Elbert	75	30,000	5.00	5.50	0.05	\$2,791,800	0.32	\$19,008,000
Fayette	0	0	0.00	0.00	0.00	\$0.00		\$0
Glascocock	0	0	0.00	0.00	0.00	\$0.00		\$0
Greene	58	23,900	6.25	4.97	0.05	\$1,942,815	0.32	\$13,227,675
Hancock	0	0	0.00	0.00	0.05	\$0.32		\$0
Haralson	80	26,000	5.50	5.35	0.05	\$2,761,524	0.32	\$18,801,869
Hart	347	25,600	5.50	5.35	0.05	\$11,793,834	0.32	\$80,298,443
Heard	101	24,000	6.00	4.60	0.05	\$3,018,636	0.32	\$20,552,417
Henry	0	0	0.00	0.00	0.00	\$0.00		\$0
Jasper	18	25,600	5.50	5.35	0.05	\$611,784	0.32	\$4,165,337
Jones	24	25,600	5.50	5.35	0.05	\$815,712	0.32	\$5,553,783
Lincoln	0	0	0.00	0.00	0.00	\$0.00		\$0
Madison	565	25,600	5.50	5.50	0.05	\$19,741,624	0.32	\$134,411,059
McDuffie	0	0	0.00	0.00	0.00	\$0.00		\$0
Meriwether	0	0	0.00	0.00	0.00	\$0.00		\$0
Monroe	88	26,000	5.50	5.35	0.05	\$3,037,677	0.32	\$20,682,056
Morgan	132	23,800	6.20	5.20	0.05	\$4,569,988	0.32	\$31,114,809
Newton	8	25,600	5.50	5.35	0.05	\$271,904	0.32	\$1,851,261
Oglethorpe	195	22,425	5.00	4.50	0.05	\$4,439,343	0.32	\$30,225,312
Paulding	0	0	0.00	0.00	0.00	\$0.00		\$0
Polk	50	26,000	5.50	5.35	0.05	\$1,725,953	0.32	\$11,751,168
Putnam	0	0	0.00	0.00	0.00	\$0.00		\$0
Richmond	0	0	0.00	0.00	0.00	\$0.00		\$0
Rockdale	1	50,000	1.00	5.00	0.05	\$11,280	0.32	\$76,800
Spalding	8	25,000	5.00	7.00	0.05	\$315,840	0.32	\$2,150,400
Taliaferro	0	0	0.00	0.00	0.00	\$0.00		\$0
Troup	0	0	0.00	0.00	0.00	\$0.00		\$0
Warren	0	0	0.00	0.00	0.00	\$0.00		\$0
Wilkes	49	26,500	5.50	5.35	0.05	\$1,723,961	0.32	\$11,737,609

Broiler **\$68,384,627** **\$465,597,460**

State Total **\$2,821,451,502**

Extension District % of State Value
For Broiler



Central District

Hatching Layers

County	# Houses	Avg. Cap.	Grower Price	Grower Value
Baldwin	0	0	29.00	\$0
Butts	0	0	29.00	\$0
Carroll	0	0	29.00	\$0
Clayton	0	0	29.00	\$0
Columbia	0	0	29.00	\$0
Coweta	0	0	29.00	\$0
Douglas	0	0	29.00	\$0
Elbert	5	10,000	29.00	\$1,450,000
Fayette	0	0	29.00	\$0
Glascock	0	0	29.00	\$0
Greene	0	0	29.00	\$0
Hancock	0	0	29.00	\$0
Haralson	0	0	29.00	\$0
Hart	70	10,000	29.00	\$20,300,000
Heard	10	10,000	29.00	\$2,900,000
Henry	0	0	29.00	\$0
Jasper	0	0	29.00	\$0
Jones	0	0	29.00	\$0
Lincoln	0	0	29.00	\$0
Madison	18	10,000	29.00	\$5,220,000
McDuffie	0	0	29.00	\$0
Meriwether	0	0	29.00	\$0
Monroe	0	0	29.00	\$0
Morgan	6	12,500	29.00	\$2,175,000
Newton	0	0	29.00	\$0
Oglethorpe	25	10,000	29.00	\$7,250,000
Paulding	0	0	29.00	\$0
Polk	0	0	29.00	\$0
Putnam	0	0	29.00	\$0
Richmond	0	0	29.00	\$0
Rockdale	0	0	29.00	\$0
Spalding	0	0	29.00	\$0
Taliaferro	0	0	29.00	\$0
Troup	0	0	29.00	\$0
Warren	0	0	29.00	\$0
Wilkes	0	0	29.00	\$0

Hatching Layers

\$39,295,000

Table Layers

County	# Houses	Avg. Cap.	Grower Price	Grower Value
Baldwin	0	0	9.50	\$0
Butts	0	0	9.50	\$0
Carroll	0	0	9.50	\$0
Clayton	0	0	9.50	\$0
Columbia	0	0	9.50	\$0
Coweta	0	0	9.50	\$0
Douglas	0	0	9.50	\$0
Elbert	0	0	9.50	\$0
Fayette	0	0	9.50	\$0
Glascock	0	0	9.50	\$0
Greene	0	0	9.50	\$0
Hancock	0	0	9.50	\$0
Haralson	0	0	9.50	\$0
Hart	22	100,000	9.50	\$20,900,000
Heard	0	0	9.50	\$0
Henry	0	0	9.50	\$0
Jasper	1	1,570,000	9.50	\$14,915,000
Jones	0	0	9.50	\$0
Lincoln	0	0	9.50	\$0
Madison	12	10,000	9.50	\$1,140,000
McDuffie	0	0	9.50	\$0
Meriwether	0	0	9.50	\$0
Monroe	0	0	9.50	\$0
Morgan	6	180,000	9.50	\$10,260,000
Newton	0	0	9.50	\$0
Oglethorpe	0	0	9.50	\$0
Paulding	0	0	9.50	\$0
Polk	0	0	9.50	\$0
Putnam	12	10,000	9.50	\$1,140,000
Richmond	0	0	9.50	\$0
Rockdale	0	0	9.50	\$0
Spalding	0	0	9.50	\$0
Taliaferro	0	0	9.50	\$0
Troup	0	0	9.50	\$0
Warren	0	0	9.50	\$0
Wilkes	0	0	9.50	\$0

Table Layers

\$48,355,000

State Total

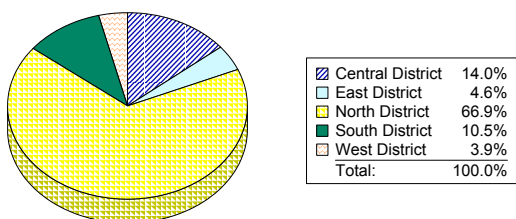
\$279,734,820

State Total

\$119,410,393

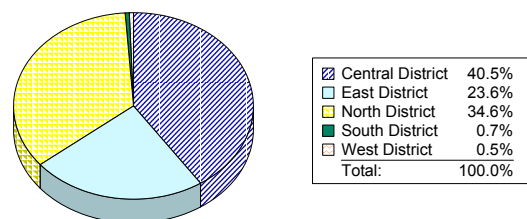
Extension District % of State Value

For Hatching Layers



Extension District % of State Value

For Table Layers



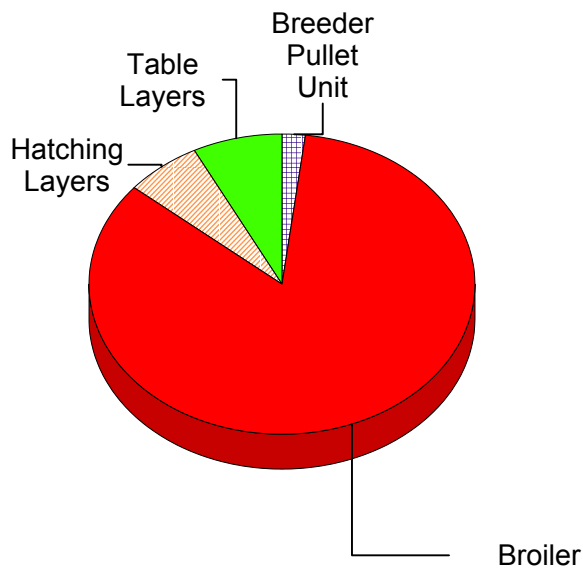
Central District





Poultry and Eggs
Central District

\$634,352,087

District Commodity Category Breakdown

For Broilers



	Breeder Pullet Unit	2.0%
	Broiler	84.2%
	Hatching Layers	6.2%
	Table Layers	7.6%
Total:		100.0%

Central District

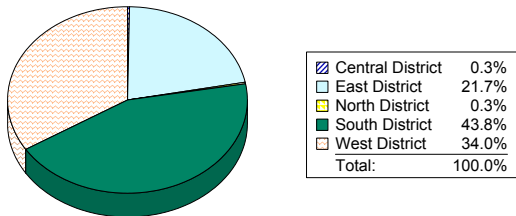
Other

Crop Insurance

County	Farm Gate Value
Baldwin	\$901
Butts	\$944
Carroll	\$0
Clayton	\$0
Columbia	\$0
Coweta	\$0
Douglas	\$0
Elbert	\$23,942
Fayette	\$0
Glascocock	\$54,376
Greene	\$0
Hancock	\$0
Haralson	\$0
Hart	\$116,589
Heard	\$0
Henry	\$2,498
Jasper	\$1,285
Jones	\$0
Lincoln	\$0
Madison	\$187
McDuffie	\$0
Meriwether	\$0
Monroe	\$26,547
Morgan	\$80,899
Newton	\$0
Oglethorpe	\$709
Paulding	\$0
Polk	\$13,662
Putnam	\$0
Richmond	\$11,319
Rockdale	\$0
Spalding	\$3,160
Taliaferro	\$0
Troup	\$0
Warren	\$0
Wilkes	\$0
Crop Insurance	\$337,018

State Total \$122,409,517

Extension District % of State Value
For Crop Insurance

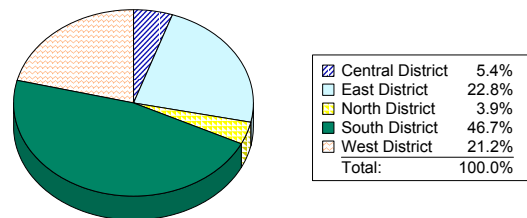


Government Payments

County	Farm Gate Value
Baldwin	\$209,322
Butts	\$168,427
Carroll	\$225,000
Clayton	\$0
Columbia	\$118,045
Coweta	\$0
Douglas	\$0
Elbert	\$1,230,938
Fayette	\$43,397
Glascocock	\$350,000
Greene	\$919,927
Hancock	\$345,243
Haralson	\$0
Hart	\$1,219,000
Heard	\$90,770
Henry	\$529,133
Jasper	\$308,827
Jones	\$239,821
Lincoln	\$344,624
Madison	\$865,000
McDuffie	\$449,259
Meriwether	\$419,223
Monroe	\$518,520
Morgan	\$1,620,376
Newton	\$58,000
Oglethorpe	\$500,000
Paulding	\$53,000
Polk	\$29,893
Putnam	\$1,403,503
Richmond	\$251,322
Rockdale	\$0
Spalding	\$163,370
Taliaferro	\$0
Troup	\$0
Warren	\$721,240
Wilkes	\$1,607,000
Government Payments	\$15,002,180

State Total \$278,485,126

Extension District % of State Value
For Government Payments



Central District

Hunting Leases - Deer

County	Acres	Price	Farm Gate Value
Baldwin	24,500.0	\$8.00	\$196,000
Butts	10,000.0	\$8.00	\$80,000
Carroll	10,000.0	\$8.00	\$80,000
Clayton	0.0	\$0.00	\$0
Columbia	60,000.0	\$8.00	\$480,000
Coweta	8,000.0	\$8.00	\$64,000
Douglas	3,000.0	\$8.00	\$24,000
Elbert	100,000.0	\$10.00	\$1,000,000
Fayette	2,500.0	\$8.00	\$20,000
Glascocock	13,000.0	\$8.00	\$104,000
Greene	15,575.0	\$8.00	\$124,600
Hancock	15,000.0	\$8.00	\$120,000
Haralson	25,000.0	\$8.00	\$200,000
Hart	9,100.0	\$8.00	\$72,800
Heard	70,000.0	\$8.00	\$560,000
Henry	900.0	\$8.00	\$7,200
Jasper	100,000.0	\$8.00	\$800,000
Jones	33,500.0	\$8.00	\$268,000
Lincoln	4,000.0	\$8.00	\$32,000
Madison	10,000.0	\$8.00	\$80,000
McDuffie	50,000.0	\$8.00	\$400,000
Meriwether	150,000.0	\$8.00	\$1,200,000
Monroe	18,000.0	\$8.00	\$144,000
Morgan	75,000.0	\$8.00	\$600,000
Newton	20,000.0	\$8.00	\$160,000
Oglethorpe	30,000.0	\$8.00	\$240,000
Paulding	15,000.0	\$8.00	\$120,000
Polk	25,000.0	\$8.00	\$200,000
Putnam	191,000.0	\$8.00	\$1,528,000
Richmond	15,000.0	\$8.00	\$120,000
Rockdale	0.0	\$0.00	\$0
Spalding	1,500.0	\$8.00	\$12,000
Taliaferro	0.0	\$0.00	\$0
Troup	5,000.0	\$8.00	\$40,000
Warren	110,000.0	\$8.00	\$880,000
Wilkes	200,000.0	\$8.00	\$1,600,000
Hunting Leases - Deer	1,419,575		\$11,556,600

State Total

\$71,191,328

Hunting Leases - Duck

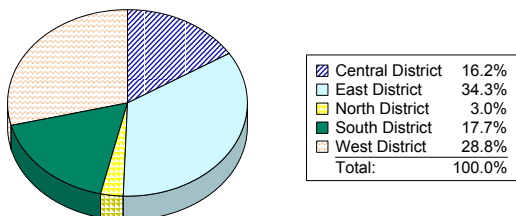
County	Acres	Price	Farm Gate Value
Baldwin	0.0	\$0.00	\$0
Butts	0.0	\$0.00	\$0
Carroll	0.0	\$0.00	\$0
Clayton	0.0	\$0.00	\$0
Columbia	0.0	\$0.00	\$0
Coweta	0.0	\$0.00	\$0
Douglas	0.0	\$0.00	\$0
Elbert	0.0	\$0.00	\$0
Fayette	0.0	\$0.00	\$0
Glascocock	0.0	\$0.00	\$0
Greene	50.0	\$50.00	\$2,500
Hancock	0.0	\$50.00	\$0
Haralson	0.0	\$0.00	\$0
Hart	80.0	\$50.00	\$4,000
Heard	0.0	\$0.00	\$0
Henry	0.0	\$0.00	\$0
Jasper	0.0	\$0.00	\$0
Jones	0.0	\$0.00	\$0
Lincoln	0.0	\$0.00	\$0
Madison	40.0	\$50.00	\$2,000
McDuffie	0.0	\$0.00	\$0
Meriwether	200.0	\$50.00	\$10,000
Monroe	100.0	\$50.00	\$5,000
Morgan	0.0	\$0.00	\$0
Newton	200.0	\$50.00	\$10,000
Oglethorpe	0.0	\$0.00	\$0
Paulding	0.0	\$0.00	\$0
Polk	0.0	\$0.00	\$0
Putnam	550.0	\$50.00	\$27,500
Richmond	500.0	\$50.00	\$25,000
Rockdale	0.0	\$0.00	\$0
Spalding	0.0	\$0.00	\$0
Taliaferro	0.0	\$0.00	\$0
Troup	100.0	\$50.00	\$5,000
Warren	150.0	\$50.00	\$7,500
Wilkes	0.0	\$0.00	\$0
Hunting Leases - Duck	1,970		\$98,500

State Total

\$682,500

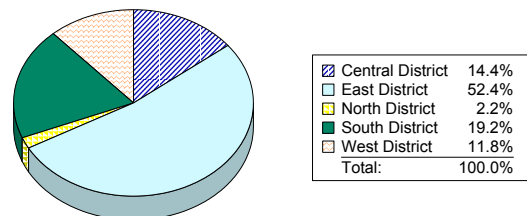
Extension District % of State Value

For Hunting Leases - Deer



Extension District % of State Value

For Hunting Leases - Duck



Central District

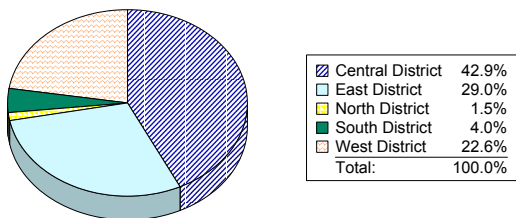
Hunting Leases - Turkey

County	Acres	Price	Farm Gate Value
Baldwin	4,000.0	\$2.00	\$8,000
Butts	10,000.0	\$2.00	\$20,000
Carroll	0.0	\$0.00	\$0
Clayton	0.0	\$0.00	\$0
Columbia	60,000.0	\$2.00	\$120,000
Coweta	4,000.0	\$2.00	\$8,000
Douglas	0.0	\$0.00	\$0
Elbert	20,000.0	\$2.00	\$40,000
Fayette	0.0	\$0.00	\$0
Glascocock	8,000.0	\$2.00	\$16,000
Greene	575.0	\$2.00	\$1,150
Hancock	7,500.0	\$2.00	\$15,000
Haralson	0.0	\$0.00	\$0
Hart	500.0	\$2.00	\$1,000
Heard	0.0	\$0.00	\$0
Henry	900.0	\$2.00	\$1,800
Jasper	5,000.0	\$2.00	\$10,000
Jones	28,000.0	\$2.00	\$56,000
Lincoln	1,000.0	\$2.00	\$2,000
Madison	1,000.0	\$2.00	\$2,000
McDuffie	0.0	\$0.00	\$0
Meriwether	50,000.0	\$2.00	\$100,000
Monroe	18,000.0	\$2.00	\$36,000
Morgan	0.0	\$0.00	\$0
Newton	4,800.0	\$2.00	\$9,600
Oglethorpe	20,000.0	\$2.00	\$40,000
Paulding	1,000.0	\$2.00	\$2,000
Polk	0.0	\$0.00	\$0
Putnam	191,000.0	\$2.00	\$382,000
Richmond	2,000.0	\$2.00	\$4,000
Rockdale	0.0	\$0.00	\$0
Spalding	500.0	\$2.00	\$1,000
Taliaferro	0.0	\$0.00	\$0
Troup	0.0	\$0.00	\$0
Warren	110,000.0	\$2.00	\$220,000
Wilkes	200,000.0	\$2.00	\$400,000
Hunting Leases - Turkey	747,775		\$1,495,550
State Total			\$3,486,936

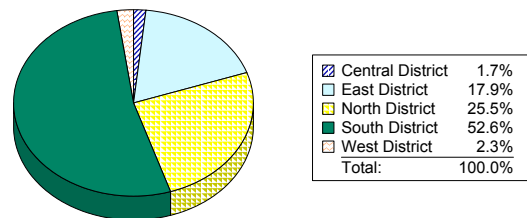
Miscellaneous

County	Farm Gate Value
Baldwin	\$0
Butts	\$0
Carroll	\$0
Clayton	\$0
Columbia	\$0
Coweta	\$0
Douglas	\$50,000
Elbert	\$0
Fayette	\$0
Glascocock	\$0
Greene	\$0
Hancock	\$0
Haralson	\$30,000
Hart	\$0
Heard	\$0
Henry	\$0
Jasper	\$0
Jones	\$0
Lincoln	\$0
Madison	\$0
McDuffie	\$32,000
Meriwether	\$0
Monroe	\$0
Morgan	\$0
Newton	\$143,000
Oglethorpe	\$27,000
Paulding	\$0
Polk	\$0
Putnam	\$0
Richmond	\$165,000
Rockdale	\$0
Spalding	\$0
Taliaferro	\$0
Troup	\$0
Warren	\$20,000
Wilkes	\$0
Miscellaneous	\$467,000
State Total	\$27,636,730

Extension District % of State Value
For Hunting Leases - Turkey



Extension District % of State Value
For Miscellaneous

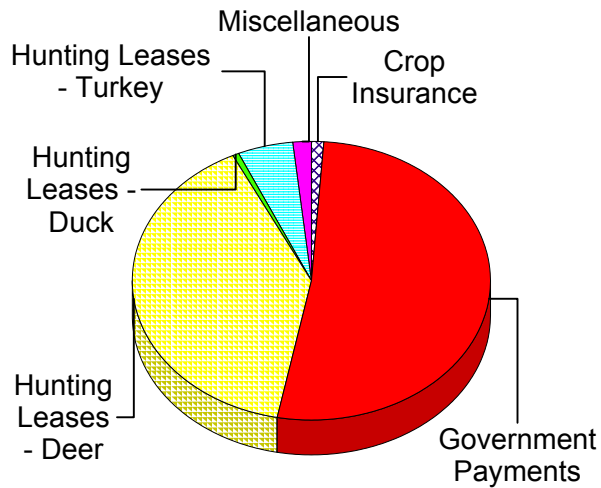









Central District

Other
Central District \$28,956,848

District Commodity Category Breakdown

For Other



	Crop Insurance	1.2%
	Government Payments	51.8%
	Hunting Leases - Deer	39.9%
	Hunting Leases - Duck	0.3%
	Hunting Leases - Turkey	5.2%
	Miscellaneous	1.6%
	Miscellaneous Other	0.0%
Total:		100.0%