

# West District

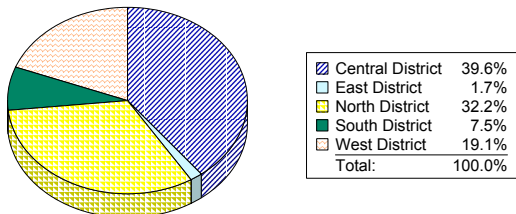
## Row and Forage Crops

### Barley

County	Acres	Yield	Price	Farm Gate Value
Bibb	0.0	0.0	\$2.36	\$0
Bleckley	0.0	0.0	\$2.36	\$0
Chattahoo.	0.0	0.0	\$2.36	\$0
Clay	0.0	0.0	\$2.36	\$0
Crawford	0.0	0.0	\$2.36	\$0
Crisp	0.0	0.0	\$2.36	\$0
Dodge	0.0	0.0	\$2.36	\$0
Dooley	0.0	0.0	\$2.36	\$0
Harris	0.0	0.0	\$2.36	\$0
Houston	37.8	40.0	\$2.36	\$3,568
Johnson	0.0	0.0	\$2.36	\$0
Lamar	0.0	0.0	\$2.36	\$0
Laurens	0.0	0.0	\$2.36	\$0
Macon	70.0	50.0	\$2.36	\$8,260
Marion	0.0	0.0	\$2.36	\$0
Muscogee	0.0	0.0	\$2.36	\$0
Peach	0.0	0.0	\$2.36	\$0
Pike	0.0	0.0	\$2.36	\$0
Pulaski	0.0	0.0	\$2.36	\$0
Quitman	0.0	0.0	\$2.36	\$0
Randolph	0.0	0.0	\$2.36	\$0
Schley	0.0	0.0	\$2.36	\$0
Stewart	0.0	0.0	\$2.36	\$0
Sumter	0.0	0.0	\$2.36	\$0
Talbot	0.0	0.0	\$2.36	\$0
Taylor	58.0	60.0	\$2.36	\$8,213
Terrell	0.0	0.0	\$2.36	\$0
Twiggs	0.0	0.0	\$2.36	\$0
Upton	38.0	60.0	\$2.36	\$5,381
Washington	0.0	0.0	\$2.36	\$0
Webster	0.0	0.0	\$2.36	\$0
Wilcox	0.0	0.0	\$2.36	\$0
Wilkinson	0.0	0.0	\$2.36	\$0
<b>Barley</b>	<b>204</b>			<b>\$25,422</b>

State Total \$132,849

Extension District % of State Value  
For Barley

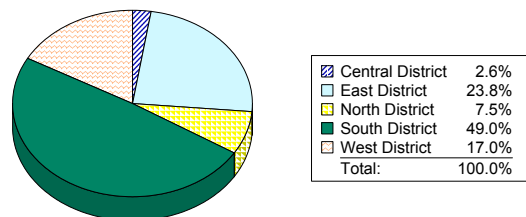


### Corn

County	Acres	Yield	Price	Farm Gate Value
Bibb	200.0	60.0	\$2.15	\$25,800
Bleckley	1,132.0	130.0	\$2.15	\$316,394
Chattahoo.	50.0	80.0	\$2.15	\$8,600
Clay	1,290.0	105.0	\$2.15	\$291,218
Crawford	25.0	35.0	\$2.15	\$1,881
Crisp	1,360.0	100.0	\$2.15	\$292,400
Dodge	2,500.0	110.0	\$2.15	\$591,250
Dooley	904.0	165.0	\$2.15	\$320,694
Harris	180.0	75.0	\$2.15	\$29,025
Houston	1,200.0	90.0	\$2.15	\$232,200
Johnson	969.0	90.0	\$2.15	\$187,502
Lamar	600.0	115.0	\$2.15	\$148,350
Laurens	6,000.0	100.0	\$2.15	\$1,290,000
Macon	5,215.0	125.0	\$2.15	\$1,401,531
Marion	1,000.0	30.0	\$2.15	\$64,500
Muscogee	0.0	0.0	\$2.15	\$0
Peach	980.0	75.0	\$2.15	\$158,025
Pike	350.0	107.0	\$2.15	\$80,518
Pulaski	800.0	110.0	\$2.15	\$189,200
Quitman	36.0	110.0	\$2.15	\$8,514
Randolph	4,912.0	120.0	\$2.15	\$1,267,296
Schley	934.0	95.0	\$2.15	\$190,770
Stewart	750.7	45.0	\$2.15	\$72,630
Sumter	8,500.0	145.0	\$2.15	\$2,649,875
Talbot	90.0	35.0	\$2.15	\$6,773
Taylor	580.0	75.0	\$2.15	\$93,525
Terrell	4,819.0	150.0	\$2.15	\$1,554,128
Twiggs	381.5	185.0	\$2.15	\$151,742
Upton	100.0	100.0	\$2.15	\$21,500
Washington	3,000.0	100.0	\$2.15	\$645,000
Webster	1,240.0	90.0	\$2.15	\$239,940
Wilcox	1,703.0	150.0	\$2.15	\$549,218
Wilkinson	68.0	107.0	\$2.15	\$15,643
<b>Corn</b>	<b>51,869</b>			<b>\$13,095,639</b>

State Total \$77,003,242

Extension District % of State Value  
For Corn



# West District

## Cotton

County	Acres	Yield	Price	Farm Gate Value
Bibb	0.0	0.0	\$0.68	\$0
Bleckley	17,708.0	550.0	\$0.68	\$6,622,792
Chattahoochee	0.0	0.0	\$0.68	\$0
Clay	6,255.0	650.0	\$0.68	\$2,764,710
Crawford	1,440.0	175.0	\$0.68	\$171,360
Crisp	36,000.0	550.0	\$0.68	\$13,464,000
Dodge	16,500.0	585.0	\$0.68	\$6,563,700
Dooly	76,291.0	583.0	\$0.68	\$30,244,804
Harris	0.0	0.0	\$0.68	\$0
Houston	13,779.3	503.0	\$0.68	\$4,713,072
Johnson	5,900.0	350.0	\$0.68	\$1,404,200
Lamar	1,703.0	600.0	\$0.68	\$694,824
Laurens	12,350.0	480.0	\$0.68	\$4,031,040
Macon	27,928.0	480.0	\$0.68	\$9,115,699
Marion	800.0	500.0	\$0.68	\$272,000
Muscogee	0.0	0.0	\$0.68	\$0
Peach	8,000.0	650.0	\$0.68	\$3,536,000
Pike	549.0	583.0	\$0.68	\$217,646
Pulaski	29,659.0	575.0	\$0.68	\$11,596,669
Quitman	1,135.0	600.0	\$0.68	\$463,080
Randolph	10,764.0	750.0	\$0.68	\$5,489,640
Schley	2,007.0	150.0	\$0.68	\$204,714
Stewart	5,023.8	583.0	\$0.68	\$1,991,635
Sumter	36,750.0	740.0	\$0.68	\$18,492,600
Talbot	0.0	0.0	\$0.68	\$0
Taylor	6,237.0	585.0	\$0.68	\$2,481,079
Terrell	17,193.0	650.0	\$0.68	\$7,599,306
Twiggs	5,375.4	500.0	\$0.68	\$1,827,636
Upton	0.0	0.0	\$0.68	\$0
Washington	5,100.0	460.0	\$0.68	\$1,595,280
Webster	7,590.0	400.0	\$0.68	\$2,064,480
Wilcox	26,374.0	500.0	\$0.68	\$8,967,160
Wilkinson	0.0	0.0	\$0.68	\$0
<b>Cotton</b>	<b>378,412</b>			<b>\$146,589,125</b>

## Hay

County	Acres	Yield	Price	Farm Gate Value
Bibb	200.0	2.0	\$55.00	\$24,750
Bleckley	2,500.0	3.0	\$55.00	\$412,500
Chattahoochee	250.0	2.0	\$55.00	\$27,500
Clay	1,200.0	2.0	\$55.00	\$158,400
Crawford	860.0	2.0	\$55.00	\$75,680
Crisp	5,000.0	3.0	\$55.00	\$687,500
Dodge	4,500.0	3.0	\$55.00	\$742,500
Dooly	2,000.0	2.0	\$55.00	\$264,000
Harris	3,500.0	4.0	\$55.00	\$770,000
Houston	1,556.9	2.0	\$55.00	\$205,511
Johnson	3,100.0	4.0	\$55.00	\$596,750
Lamar	6,500.0	2.0	\$55.00	\$715,000
Laurens	10,000.0	2.0	\$55.00	\$1,100,000
Macon	5,000.0	2.0	\$70.00	\$700,000
Marion	2,300.0	5.0	\$55.00	\$632,500
Muscogee	150.0	3.0	\$55.00	\$20,625
Peach	900.0	3.0	\$55.00	\$148,500
Pike	7,000.0	2.0	\$55.00	\$924,000
Pulaski	3,500.0	3.0	\$55.00	\$481,250
Quitman	350.0	2.0	\$55.00	\$38,500
Randolph	5,326.0	4.0	\$55.00	\$1,171,720
Schley	1,200.0	3.0	\$55.00	\$165,000
Stewart	492.3	2.0	\$55.00	\$64,984
Sumter	4,500.0	2.0	\$55.00	\$544,500
Talbot	0.0	0.0	\$0.00	\$0
Taylor	6,500.0	4.0	\$65.00	\$1,478,750
Terrell	0.0	0.0	\$0.00	\$0
Twiggs	5,500.0	2.0	\$55.00	\$605,000
Upton	2,715.0	2.0	\$55.00	\$358,380
Washington	3,800.0	4.0	\$55.00	\$836,000
Webster	1,000.0	2.0	\$65.00	\$97,500
Wilcox	5,000.0	1.0	\$55.00	\$343,750
Wilkinson	675.0	2.0	\$55.00	\$89,100
<b>Hay</b>	<b>97,075</b>			<b>\$14,480,149</b>

State Total

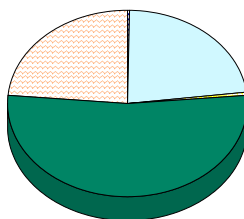
\$618,817,220

State Total

\$97,443,576

Extension District % of State Value

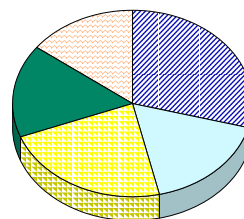
For Cotton



Central District	0.3%
East District	22.7%
North District	0.5%
South District	52.8%
West District	23.7%
<b>Total:</b>	<b>100.0%</b>

Extension District % of State Value

For Hay



Central District	29.2%
East District	17.2%
North District	22.7%
South District	16.0%
West District	14.9%
<b>Total:</b>	<b>100.0%</b>

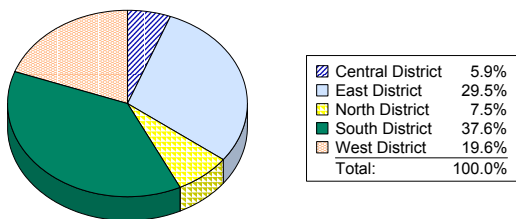
# West District

## Miscellaneous Row Crops

County	Farm Gate Value
Bibb	\$0
Bleckley	\$0
Chattahoo.	\$0
Clay	\$5,000
Crawford	\$0
Crisp	\$0
Dodge	\$162,000
Dooly	\$0
Harris	\$0
Houston	\$0
Johnson	\$0
Lamar	\$630,240
Laurens	\$0
Macon	\$0
Marion	\$0
Muscogee	\$0
Peach	\$0
Pike	\$0
Pulaski	\$0
Quitman	\$0
Randolph	\$59,532
Schley	\$0
Stewart	\$0
Sumter	\$0
Talbot	\$0
Taylor	\$0
Terrell	\$971,718
Twiggs	\$1,375
Upton	\$0
Washington	\$0
Webster	\$0
Wilcox	\$0
Wilkinson	\$17,800
<b>Miscellaneous Row Crops</b>	<b>\$1,847,665</b>

**State Total \$9,439,059**

**Extension District % of State Value**  
For Miscellaneous Row Crops

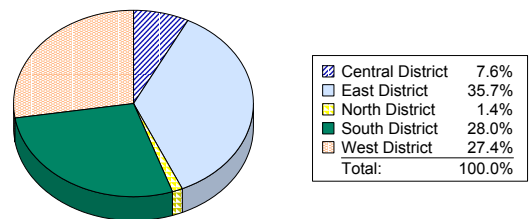


## Oats

County	Acres	Yield	Price	Farm Gate Value
Bibb	50.0	50.0	\$1.25	\$3,125
Bleckley	208.0	80.0	\$1.25	\$20,800
Chattahoo.	0.0	0.0	\$0.00	\$0
Clay	125.0	70.0	\$1.25	\$10,938
Crawford	190.0	115.0	\$1.25	\$27,313
Crisp	480.0	70.0	\$1.25	\$42,000
Dodge	400.0	60.0	\$1.25	\$30,000
Dooly	63.0	72.0	\$1.25	\$5,670
Harris	450.0	30.0	\$1.25	\$16,875
Houston	475.2	80.0	\$1.25	\$47,520
Johnson	516.0	60.0	\$1.25	\$38,700
Lamar	300.0	50.0	\$1.25	\$18,750
Laurens	2,550.0	80.0	\$1.25	\$255,000
Macon	226.0	110.0	\$1.25	\$31,075
Marion	400.0	60.0	\$1.25	\$30,000
Muscogee	0.0	0.0	\$0.00	\$0
Peach	295.0	70.0	\$1.25	\$25,813
Pike	155.0	72.0	\$1.25	\$13,950
Pulaski	265.0	100.0	\$1.25	\$33,125
Quitman	42.0	60.0	\$1.25	\$3,150
Randolph	0.0	0.0	\$0.00	\$0
Schley	103.0	85.0	\$1.25	\$10,944
Stewart	1,069.3	72.0	\$1.25	\$96,237
Sumter	630.0	110.0	\$1.25	\$86,625
Talbot	0.0	0.0	\$0.00	\$0
Taylor	595.0	92.0	\$1.35	\$73,899
Terrell	1,265.0	60.0	\$1.25	\$94,875
Twiggs	0.0	0.0	\$0.00	\$0
Upton	0.0	0.0	\$0.00	\$0
Washington	1,100.0	70.0	\$1.25	\$96,250
Webster	950.0	60.0	\$1.25	\$71,250
Wilcox	120.0	75.0	\$1.25	\$11,250
Wilkinson	40.0	72.0	\$1.25	\$3,600
<b>Oats</b>	<b>13,063</b>			<b>\$1,198,732</b>

**State Total \$4,378,925**

**Extension District % of State Value**  
For Oats



# West District

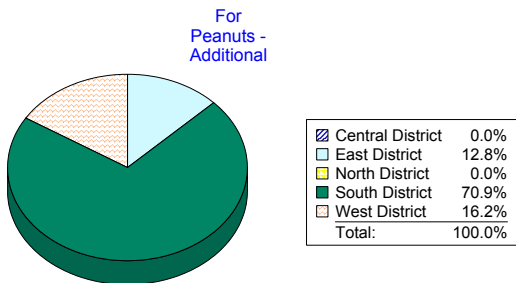
## Peanuts - Additional

County	Acres	Yield	Price	Farm Gate Value
Bibb	0.0	0	\$0.00	\$0
Bleckley	0.0	0	\$0.00	\$0
Chattahoochee	0.0	0	\$0.00	\$0
Clay	1,085.0	2500	\$0.18	\$488,250
Crawford	0.0	0	\$0.00	\$0
Crisp	1,795.0	1766	\$0.18	\$570,595
Dodge	1,200.0	2850	\$0.18	\$615,600
Dooly	0.0	0	\$0.00	\$0
Harris	0.0	0	\$0.00	\$0
Houston	500.0	2189	\$0.18	\$197,046
Johnson	0.0	0	\$0.00	\$0
Lamar	0.0	0	\$0.00	\$0
Laurens	0.0	0	\$0.00	\$0
Macon	3,500.0	395	\$0.18	\$248,850
Marion	200.0	2000	\$0.18	\$72,000
Muscogee	0.0	0	\$0.00	\$0
Peach	0.0	0	\$0.00	\$0
Pike	0.0	0	\$0.00	\$0
Pulaski	1,000.0	2881	\$0.18	\$518,580
Quitman	0.0	0	\$0.00	\$0
Randolph	2,807.0	2700	\$0.18	\$1,364,202
Schley	175.0	1921	\$0.18	\$60,512
Stewart	459.0	2439	\$0.18	\$201,510
Sumter	4,000.0	2400	\$0.18	\$1,728,000
Talbot	0.0	0	\$0.00	\$0
Taylor	0.0	0	\$0.00	\$0
Terrell	0.0	0	\$0.00	\$0
Twiggs	120.0	1544	\$0.18	\$33,350
Upson	0.0	0	\$0.00	\$0
Washington	0.0	0	\$0.00	\$0
Webster	0.0	0	\$0.00	\$0
Wilcox	3,232.0	2440	\$0.18	\$1,419,494
Wilkinson	0.0	0	\$0.00	\$0

**Peanuts - Additional**      **20,073**      **\$7,517,989**

**State Total**      **\$46,377,049**

**Extension District % of State Value**



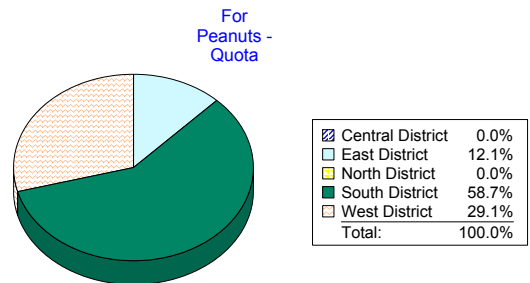
## Peanuts - Quota

County	Acres	Yield	Price	Farm Gate Value
Bibb	0.0	0	\$0.00	\$0
Bleckley	3,329.0	2701	\$0.31	\$2,742,447
Chattahoochee	0.0	0	\$0.00	\$0
Clay	6,500.0	2500	\$0.31	\$4,956,250
Crawford	38.0	3509	\$0.31	\$40,669
Crisp	11,528.0	1766	\$0.31	\$6,209,327
Dodge	5,800.0	2850	\$0.31	\$5,041,650
Dooly	17,223.4	2750	\$0.31	\$14,446,127
Harris	0.0	0	\$0.00	\$0
Houston	3,630.0	2189	\$0.31	\$2,423,994
Johnson	340.0	2502	\$0.31	\$259,457
Lamar	0.0	0	\$0.00	\$0
Laurens	5,440.0	2098	\$0.31	\$3,481,002
Macon	3,500.0	2647	\$0.31	\$2,825,673
Marion	2,750.0	2000	\$0.31	\$1,677,500
Muscogee	0.0	0	\$0.00	\$0
Peach	450.0	3400	\$0.31	\$466,650
Pike	0.0	0	\$0.00	\$0
Pulaski	10,215.0	2881	\$0.31	\$8,975,972
Quitman	1,232.0	2750	\$0.31	\$1,033,340
Randolph	11,227.0	2700	\$0.31	\$9,245,435
Schley	1,711.2	1921	\$0.31	\$1,002,601
Stewart	3,847.7	2439	\$0.31	\$2,862,285
Sumter	10,500.0	3400	\$0.31	\$10,888,500
Talbot	0.0	0	\$0.00	\$0
Taylor	1,434.0	2400	\$0.31	\$1,049,688
Terrell	12,758.0	2247	\$0.31	\$8,743,504
Twiggs	820.7	1544	\$0.31	\$386,484
Upson	0.0	0	\$0.00	\$0
Washington	915.0	2351	\$0.31	\$656,105
Webster	9,438.8	1990	\$0.31	\$5,728,880
Wilcox	9,776.0	2440	\$0.31	\$7,275,299
Wilkinson	513.0	2750	\$0.31	\$430,279

**Peanuts - Quota**      **134,917**      **\$102,849,116**

**State Total**      **\$353,238,840**

**Extension District % of State Value**



# West District

## Rye

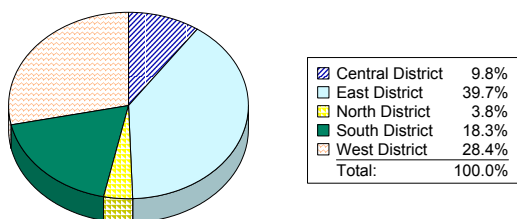
County	Acres	Yield	Price	Farm Gate Value
Bibb	0.0	0.0	\$0.00	\$0
Bleckley	285.0	30.0	\$6.00	\$51,300
Chattahoo.	0.0	0.0	\$0.00	\$0
Clay	784.0	30.0	\$6.00	\$141,120
Crawford	510.0	27.0	\$6.00	\$82,620
Crisp	710.0	30.0	\$6.00	\$127,800
Dodge	500.0	50.0	\$6.00	\$150,000
Dooly	250.0	26.0	\$8.00	\$52,000
Harris	0.0	0.0	\$0.00	\$0
Houston	431.0	28.0	\$6.00	\$73,623
Johnson	547.0	17.0	\$6.00	\$55,794
Lamar	382.0	26.0	\$6.00	\$59,592
Laurens	3,300.0	35.0	\$6.00	\$693,000
Macon	2,500.0	30.0	\$6.00	\$450,000
Marion	500.0	20.0	\$6.00	\$60,000
Muscogee	0.0	0.0	\$0.00	\$0
Peach	730.0	55.0	\$6.00	\$240,900
Pike	500.0	26.0	\$6.00	\$78,000
Pulaski	400.0	50.0	\$6.00	\$120,000
Quitman	697.0	30.0	\$6.00	\$125,460
Randolph	905.0	28.0	\$6.00	\$152,040
Schley	108.0	40.0	\$6.00	\$25,920
Stewart	1,954.3	26.0	\$6.00	\$304,871
Sumter	800.0	40.0	\$6.00	\$192,000
Talbot	0.0	0.0	\$0.00	\$0
Taylor	1,480.0	27.0	\$6.00	\$239,760
Terrell	403.0	30.0	\$6.00	\$72,540
Twiggs	10.0	60.0	\$6.00	\$3,600
Upson	0.0	0.0	\$0.00	\$0
Washington	900.0	27.0	\$6.00	\$145,800
Webster	900.0	20.0	\$6.00	\$108,000
Wilcox	1,700.0	26.0	\$6.00	\$265,200
Wilkinson	147.0	26.0	\$6.00	\$22,932
<b>Rye</b>	<b>22,333</b>			<b>\$4,093,872</b>

State Total

\$14,406,249

### Extension District % of State Value

For Rye



## Silage

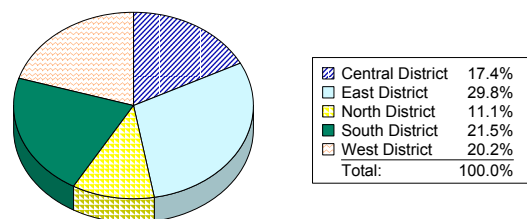
County	Acres	Yield	Price	Farm Gate Value
Bibb	40.0	8.0	\$21.00	\$6,720
Bleckley	0.0	0.0	\$0.00	\$0
Chattahoo.	0.0	0.0	\$0.00	\$0
Clay	0.0	0.0	\$0.00	\$0
Crawford	0.0	0.0	\$0.00	\$0
Crisp	0.0	0.0	\$0.00	\$0
Dodge	0.0	0.0	\$0.00	\$0
Dooly	0.0	0.0	\$0.00	\$0
Harris	0.0	0.0	\$0.00	\$0
Houston	900.0	14.0	\$21.00	\$264,600
Johnson	0.0	0.0	\$0.00	\$0
Lamar	1,490.0	9.0	\$21.00	\$265,965
Laurens	500.0	15.0	\$21.00	\$157,500
Macon	3,500.0	15.0	\$25.00	\$1,312,500
Marion	0.0	0.0	\$0.00	\$0
Muscogee	0.0	0.0	\$0.00	\$0
Peach	600.0	11.0	\$21.00	\$138,600
Pike	372.0	12.0	\$21.00	\$93,744
Pulaski	0.0	0.0	\$0.00	\$0
Quitman	0.0	0.0	\$0.00	\$0
Randolph	66.0	12.0	\$21.00	\$16,632
Schley	0.0	0.0	\$0.00	\$0
Stewart	0.0	0.0	\$0.00	\$0
Sumter	1,500.0	12.0	\$21.00	\$378,000
Talbot	0.0	0.0	\$0.00	\$0
Taylor	0.0	0.0	\$0.00	\$0
Terrell	0.0	0.0	\$0.00	\$0
Twiggs	0.0	0.0	\$0.00	\$0
Upson	493.0	12.0	\$21.00	\$124,236
Washington	300.0	13.0	\$21.00	\$81,900
Webster	200.0	8.0	\$21.00	\$33,600
Wilcox	600.0	10.0	\$21.00	\$126,000
Wilkinson	0.0	0.0	\$0.00	\$0
<b>Silage</b>	<b>10,561</b>			<b>\$2,999,997</b>

State Total

\$14,849,158

### Extension District % of State Value

For Silage



# West District

## Sorghum

County	Acres	Yield	Price	Farm Gate Value
Bibb	40.0	36.0	\$1.90	\$2,736
Bleckley	53.0	50.0	\$1.90	\$5,035
Chattahoo.	0.0	0.0	\$0.00	\$0
Clay	1,282.0	65.0	\$1.90	\$158,327
Crawford	0.0	0.0	\$0.00	\$0
Crisp	830.0	40.0	\$1.90	\$63,080
Dodge	200.0	40.0	\$1.90	\$15,200
Dooly	415.0	45.0	\$1.90	\$35,483
Harris	0.0	0.0	\$0.00	\$0
Houston	1,017.9	40.0	\$1.90	\$77,360
Johnson	188.0	56.0	\$1.90	\$20,003
Lamar	300.0	45.0	\$1.90	\$25,650
Laurens	800.0	35.0	\$1.90	\$53,200
Macon	950.0	35.0	\$1.90	\$63,175
Marion	300.0	30.0	\$1.90	\$17,100
Muscogee	0.0	0.0	\$0.00	\$0
Peach	285.0	35.0	\$1.90	\$18,953
Pike	200.0	45.0	\$1.90	\$17,100
Pulaski	678.0	35.0	\$1.90	\$45,087
Quitman	39.0	25.0	\$1.90	\$1,853
Randolph	3,211.0	28.0	\$1.90	\$170,825
Schley	85.0	40.0	\$1.90	\$6,460
Stewart	56.0	45.0	\$1.90	\$4,788
Sumter	850.0	12.0	\$1.90	\$19,380
Talbot	0.0	0.0	\$0.00	\$0
Taylor	550.0	60.0	\$2.00	\$66,000
Terrell	1,044.0	45.0	\$1.90	\$89,262
Twiggs	20.0	40.0	\$1.90	\$1,520
Upton	0.0	0.0	\$0.00	\$0
Washington	150.0	45.0	\$1.90	\$12,825
Webster	100.0	40.0	\$1.90	\$7,600
Wilcox	900.0	50.0	\$1.90	\$85,500
Wilkinson	0.0	0.0	\$0.00	\$0
<b>Sorghum</b>	<b>14,544</b>			<b>\$1,083,501</b>

## Soybeans

County	Acres	Yield	Price	Farm Gate Value
Bibb	100.0	20.0	\$5.30	\$10,600
Bleckley	1,861.0	25.0	\$5.30	\$246,583
Chattahoo.	0.0	0.0	\$0.00	\$0
Clay	0.0	0.0	\$0.00	\$0
Crawford	0.0	0.0	\$0.00	\$0
Crisp	1,130.0	22.0	\$5.30	\$131,758
Dodge	650.0	25.0	\$5.30	\$86,125
Dooly	3,463.0	24.0	\$5.30	\$440,494
Harris	0.0	0.0	\$0.00	\$0
Houston	5,181.7	23.0	\$5.30	\$631,649
Johnson	2,746.0	12.0	\$5.30	\$174,646
Lamar	236.0	30.0	\$5.30	\$37,524
Laurens	8,600.0	21.0	\$5.30	\$957,180
Macon	2,754.0	15.0	\$5.30	\$218,943
Marion	700.0	20.0	\$5.30	\$74,200
Muscogee	0.0	0.0	\$0.00	\$0
Peach	1,300.0	20.0	\$5.30	\$137,800
Pike	100.0	24.0	\$5.30	\$12,720
Pulaski	1,913.0	20.0	\$5.30	\$202,778
Quitman	0.0	0.0	\$0.00	\$0
Randolph	2,806.0	18.0	\$5.30	\$267,692
Schley	124.0	5.0	\$5.30	\$3,286
Stewart	138.4	24.0	\$5.30	\$17,604
Sumter	4,400.0	10.0	\$5.30	\$233,200
Talbot	0.0	0.0	\$0.00	\$0
Taylor	1,080.0	26.0	\$5.30	\$148,824
Terrell	902.0	15.0	\$5.30	\$71,709
Twiggs	664.3	12.0	\$5.30	\$42,249
Upton	0.0	0.0	\$0.00	\$0
Washington	5,000.0	20.0	\$5.30	\$530,000
Webster	378.0	20.0	\$5.30	\$40,068
Wilcox	222.0	15.0	\$5.30	\$17,649
Wilkinson	220.0	24.0	\$5.30	\$27,984
<b>Soybeans</b>	<b>46,669</b>			<b>\$4,763,265</b>

State Total

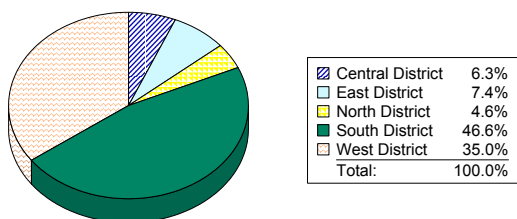
\$3,093,190

State Total

\$22,924,914

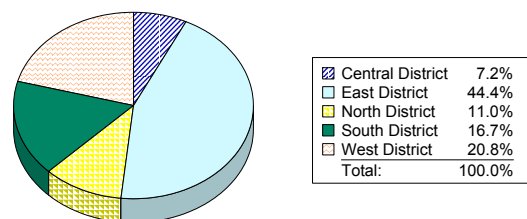
Extension District % of State Value

For Sorghum



Extension District % of State Value

For Soybeans



# West District

## Straw

County	Acres	Yield	Price	Farm Gate Value
Bibb	25.0	80.0	\$2.00	\$4,000
Bleckley	500.0	4.0	\$2.00	\$4,000
Chattahoo.	0.0	0.0	\$0.00	\$0
Clay	2,500.0	3.0	\$2.00	\$15,000
Crawford	1,600.0	175.0	\$2.25	\$630,000
Crisp	300.0	75.0	\$2.75	\$61,875
Dodge	0.0	0.0	\$0.00	\$0
Dooly	700.0	85.0	\$2.00	\$119,000
Harris	800.0	4.0	\$2.00	\$5,600
Houston	4,840.0	75.0	\$3.00	\$1,089,000
Johnson	2,800.0	80.0	\$2.00	\$448,000
Lamar	2,300.0	75.0	\$2.00	\$345,000
Laurens	7,500.0	100.0	\$2.00	\$1,500,000
Macon	5,000.0	1.0	\$2.00	\$12,500
Marion	900.0	80.0	\$2.00	\$144,000
Muscogee	0.0	0.0	\$0.00	\$0
Peach	1.0	#####	\$2.00	\$200,000
Pike	1,700.0	80.0	\$2.00	\$272,000
Pulaski	2,700.0	3.0	\$2.00	\$16,200
Quitman	0.0	0.0	\$0.00	\$0
Randolph	4,000.0	25.0	\$2.00	\$200,000
Schley	600.0	70.0	\$2.00	\$84,000
Stewart	0.0	0.0	\$0.00	\$0
Sumter	2,300.0	85.0	\$2.00	\$391,000
Talbot	0.0	0.0	\$0.00	\$0
Taylor	450.0	88.0	\$2.00	\$79,200
Terrell	1,400.0	1.0	\$2.00	\$2,800
Twiggs	25.0	50.0	\$2.00	\$2,500
Upton	234.0	40.0	\$2.00	\$18,720
Washington	3,000.0	75.0	\$1.20	\$270,000
Webster	2,000.0	75.0	\$2.00	\$300,000
Wilcox	1,600.0	85.0	\$2.00	\$272,000
Wilkinson	0.0	0.0	\$0.00	\$0
<b>Straw</b>	<b>49,775</b>			<b>\$6,486,395</b>

## Tobacco

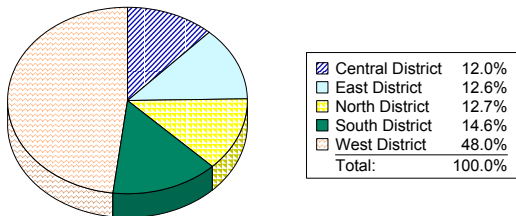
County	Acres	Yield	Price	Farm Gate Value
Bibb	0.0	0.0	\$0.00	\$0
Bleckley	0.0	0.0	\$0.00	\$0
Chattahoo.	0.0	0.0	\$0.00	\$0
Clay	0.0	0.0	\$0.00	\$0
Crawford	0.0	0.0	\$0.00	\$0
Crisp	19.0	1800.0	\$1.70	\$58,140
Dodge	150.0	2400.0	\$1.70	\$612,000
Dooly	0.0	0.0	\$0.00	\$0
Harris	0.0	0.0	\$0.00	\$0
Houston	0.0	0.0	\$0.00	\$0
Johnson	31.5	900.0	\$1.70	\$48,149
Lamar	0.0	0.0	\$0.00	\$0
Laurens	116.0	1900.0	\$1.70	\$374,680
Macon	0.0	0.0	\$0.00	\$0
Marion	0.0	0.0	\$0.00	\$0
Muscogee	0.0	0.0	\$0.00	\$0
Peach	0.0	0.0	\$0.00	\$0
Pike	0.0	0.0	\$0.00	\$0
Pulaski	0.0	0.0	\$0.00	\$0
Quitman	0.0	0.0	\$0.00	\$0
Randolph	0.0	0.0	\$0.00	\$0
Schley	0.0	0.0	\$0.00	\$0
Stewart	0.0	0.0	\$0.00	\$0
Sumter	0.0	0.0	\$0.00	\$0
Talbot	0.0	0.0	\$0.00	\$0
Taylor	0.0	0.0	\$0.00	\$0
Terrell	0.0	0.0	\$0.00	\$0
Twiggs	0.0	0.0	\$0.00	\$0
Upton	0.0	0.0	\$0.00	\$0
Washington	0.0	0.0	\$0.00	\$0
Webster	0.0	0.0	\$0.00	\$0
Wilcox	75.0	2200.0	\$1.70	\$280,500
Wilkinson	0.0	0.0	\$0.00	\$0
<b>Tobacco</b>	<b>391</b>			<b>\$1,373,469</b>

State Total \$13,507,534

State Total \$120,363,272

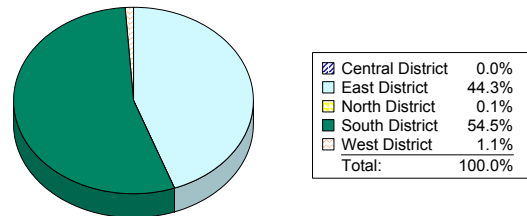
Extension District % of State Value

For Straw



Extension District % of State Value

For Tobacco



# West District

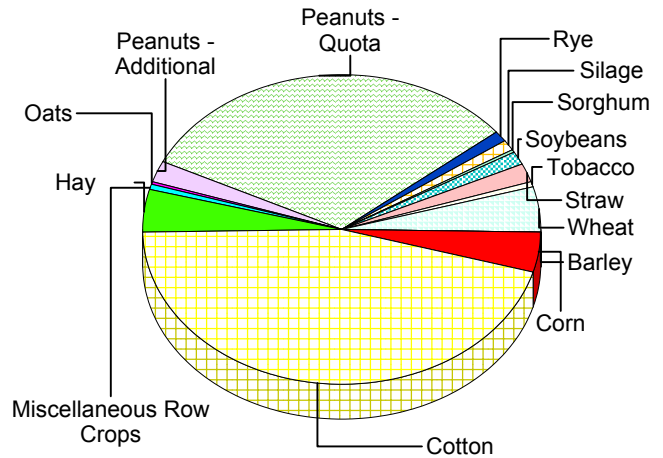
## Wheat

County	Acres	Yield	Price	Farm Gate Value
Bibb	300.0	60.0	\$2.70	\$48,600
Bleckley	2,170.0	60.0	\$2.70	\$351,540
Chattahoo.	0.0	0.0	\$0.00	\$0
Clay	3,950.0	60.0	\$2.70	\$639,900
Crawford	776.0	56.0	\$2.70	\$117,331
Crisp	1,930.0	70.0	\$2.70	\$364,770
Dodge	900.0	55.0	\$2.70	\$133,650
Dooly	5,071.0	65.0	\$2.70	\$889,961
Harris	700.0	40.0	\$2.70	\$75,600
Houston	7,260.9	59.0	\$2.70	\$1,156,661
Johnson	2,345.0	45.0	\$2.70	\$284,918
Lamar	1,715.0	65.0	\$2.70	\$300,983
Laurens	7,500.0	70.0	\$2.70	\$1,417,500
Macon	7,751.0	53.0	\$2.70	\$1,109,168
Marion	450.0	40.0	\$2.70	\$48,600
Muscogee	0.0	0.0	\$0.00	\$0
Peach	2,350.0	70.0	\$2.70	\$444,150
Pike	1,200.0	54.0	\$2.70	\$174,960
Pulaski	5,270.0	65.0	\$2.70	\$924,885
Quitman	72.0	40.0	\$2.70	\$7,776
Randolph	8,474.0	65.0	\$2.70	\$1,487,187
Schley	1,135.0	70.0	\$2.70	\$214,515
Stewart	1,111.7	54.0	\$2.70	\$162,086
Sumter	11,400.0	70.0	\$2.70	\$2,154,600
Talbot	85.0	35.0	\$2.70	\$8,033
Taylor	680.0	50.0	\$2.70	\$91,800
Terrell	7,151.0	50.0	\$2.70	\$965,385
Twiggs	650.5	65.0	\$2.70	\$114,163
Upson	234.0	35.0	\$2.70	\$22,113
Washington	7,500.0	54.0	\$2.70	\$1,093,500
Webster	3,155.0	50.0	\$2.70	\$425,925
Wilcox	1,300.0	58.0	\$2.70	\$203,580
Wilkinson	416.0	54.0	\$2.70	\$60,653
<b>Wheat</b>	<b>95,003</b>			<b>\$15,494,491</b>

## Row and Forage Crops West District

**\$323,898,829**

## District Commodity Category Breakdown For Row and Forage Crops

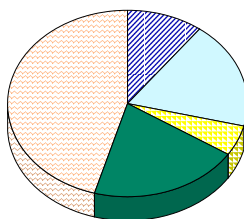


Barley	0.0%
Corn	4.0%
Cotton	45.3%
Hay	4.5%
Miscellaneous Row Crops	0.6%
Oats	0.4%
Peanuts - Additional	2.3%
Peanuts - Quota	31.8%
Rye	1.3%
Silage	0.9%
Sorghum	0.3%
Soybeans	1.5%
Straw	2.0%
Tobacco	0.4%
Wheat	4.8%
<b>Total:</b>	<b>100.0%</b>

## State Total

**\$33,962,620**

### Extension District % of State Value For Wheat



Central District	10.3%
East District	18.4%
North District	5.4%
South District	20.2%
West District	45.6%
<b>Total:</b>	<b>100.0%</b>



# West District

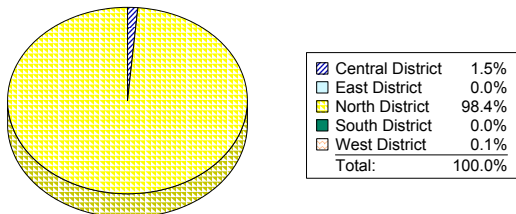
## Fruits and Nuts

### Apples

County	Acres	Yield	Price	Farm Gate Value
Bibb	0.0	0	\$14.00	\$0
Bleckley	0.0	0	\$14.00	\$0
Chattahoo.	0.0	0	\$14.00	\$0
Clay	0.0	0	\$14.00	\$0
Crawford	0.0	0	\$14.00	\$0
Crisp	0.0	0	\$14.00	\$0
Dodge	0.0	0	\$14.00	\$0
Dooly	0.0	0	\$14.00	\$0
Harris	0.0	0	\$14.00	\$0
Houston	0.0	0	\$14.00	\$0
Johnson	0.0	0	\$14.00	\$0
Lamar	0.0	0	\$14.00	\$0
Laurens	0.0	0	\$14.00	\$0
Macon	0.0	0	\$14.00	\$0
Marion	0.0	0	\$14.00	\$0
Muscogee	0.0	0	\$14.00	\$0
Peach	0.0	0	\$14.00	\$0
Pike	0.0	0	\$14.00	\$0
Pulaski	0.0	0	\$14.00	\$0
Quitman	0.0	0	\$14.00	\$0
Randolph	0.0	0	\$14.00	\$0
Schley	0.0	0	\$14.00	\$0
Stewart	0.0	0	\$14.00	\$0
Sumter	0.0	0	\$14.00	\$0
Talbot	0.0	0	\$14.00	\$0
Taylor	0.0	0	\$14.00	\$0
Terrell	0.0	0	\$14.00	\$0
Twiggs	0.0	0	\$14.00	\$0
Upson	0.0	0	\$14.00	\$0
Washington	0.0	0	\$14.00	\$0
Webster	0.0	0	\$14.00	\$0
Wilcox	4.0	150	\$14.00	\$8,400
Wilkinson	0.0	0	\$14.00	\$0
<b>Apples</b>	<b>4</b>			<b>\$8,400</b>

State Total \$6,866,602

Extension District % of State Value For Apples

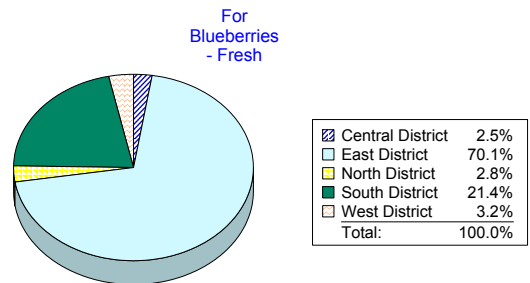


### Blueberries - Fresh

County	Acres	Yield	Price	Farm Gate Value
Bibb	1.0	300	\$1.25	\$375
Bleckley	0.0	0	\$0.00	\$0
Chattahoo.	0.0	0	\$0.00	\$0
Clay	0.0	0	\$0.00	\$0
Crawford	0.0	0	\$0.00	\$0
Crisp	0.0	0	\$0.00	\$0
Dodge	0.0	0	\$0.00	\$0
Dooly	4.0	2500	\$1.25	\$12,500
Harris	25.0	6250	\$1.25	\$195,313
Houston	0.0	0	\$0.00	\$0
Johnson	18.0	2500	\$1.25	\$56,250
Lamar	12.0	2000	\$1.25	\$30,000
Laurens	35.0	2500	\$1.25	\$109,375
Macon	4.0	2000	\$1.25	\$10,000
Marion	0.0	0	\$0.00	\$0
Muscogee	0.0	0	\$0.00	\$0
Peach	0.0	0	\$0.00	\$0
Pike	10.0	2500	\$1.25	\$31,250
Pulaski	0.0	0	\$0.00	\$0
Quitman	0.0	0	\$0.00	\$0
Randolph	0.0	0	\$0.00	\$0
Schley	0.0	0	\$0.00	\$0
Stewart	0.0	0	\$0.00	\$0
Sumter	0.0	0	\$0.00	\$0
Talbot	0.0	0	\$0.00	\$0
Taylor	10.0	2000	\$1.25	\$25,000
Terrell	0.0	0	\$0.00	\$0
Twiggs	0.0	0	\$0.00	\$0
Upson	0.0	0	\$0.00	\$0
Washington	0.0	0	\$0.00	\$0
Webster	1.0	10	\$1.25	\$13
Wilcox	0.0	0	\$0.00	\$0
Wilkinson	0.0	0	\$0.00	\$0
<b>Blueberries - Fresh</b>	<b>120</b>			<b>\$470,075</b>

State Total \$14,474,504

Extension District % of State Value For Blueberries - Fresh



# West District

## Blueberries - Frozen

County	Acres	Yield	Price	Farm Gate Value
Bibb	0.0	0	\$0.00	\$0
Bleckley	0.0	0	\$0.00	\$0
Chattahoo.	0.0	0	\$0.00	\$0
Clay	0.0	0	\$0.00	\$0
Crawford	0.0	0	\$0.00	\$0
Crisp	0.0	0	\$0.00	\$0
Dodge	0.0	0	\$0.00	\$0
Dooly	0.0	0	\$0.00	\$0
Harris	0.0	0	\$0.00	\$0
Houston	0.0	0	\$0.00	\$0
Johnson	17.0	2500	\$0.60	\$25,500
Lamar	0.0	0	\$0.00	\$0
Laurens	0.0	0	\$0.00	\$0
Macon	22.0	4000	\$0.60	\$52,800
Marion	0.0	0	\$0.00	\$0
Muscogee	0.0	0	\$0.00	\$0
Peach	0.0	0	\$0.00	\$0
Pike	0.0	0	\$0.00	\$0
Pulaski	0.0	0	\$0.00	\$0
Quitman	0.0	0	\$0.00	\$0
Randolph	0.0	0	\$0.00	\$0
Schley	0.0	0	\$0.00	\$0
Stewart	0.0	0	\$0.00	\$0
Sumter	0.0	0	\$0.00	\$0
Talbot	0.0	0	\$0.00	\$0
Taylor	0.0	0	\$0.00	\$0
Terrell	0.0	0	\$0.00	\$0
Twiggs	0.0	0	\$0.00	\$0
Upton	0.0	0	\$0.00	\$0
Washington	0.0	0	\$0.00	\$0
Webster	0.0	0	\$0.00	\$0
Wilcox	0.0	0	\$0.00	\$0
Wilkinson	0.0	0	\$0.00	\$0

Blueberries - Frozen 39 \$78,300

## Grapes

County	Acres	Yield	Price	Farm Gate Value
Bibb	0.0	0	\$0.00	\$0
Bleckley	0.0	0	\$0.00	\$0
Chattahoo.	0.0	0	\$0.00	\$0
Clay	0.0	0	\$0.00	\$0
Crawford	7.0	4940	\$0.78	\$26,800
Crisp	0.0	0	\$0.00	\$0
Dodge	0.0	0	\$0.00	\$0
Dooly	0.0	0	\$0.00	\$0
Harris	0.0	0	\$0.00	\$0
Houston	0.0	0	\$0.00	\$0
Johnson	2.0	1000	\$0.78	\$1,550
Lamar	7.0	5800	\$0.78	\$31,465
Laurens	15.0	5500	\$0.78	\$63,938
Macon	0.0	0	\$0.00	\$0
Marion	3.0	2400	\$0.78	\$5,580
Muscogee	0.0	0	\$0.00	\$0
Peach	0.0	0	\$0.00	\$0
Pike	25.0	5500	\$0.78	\$106,563
Pulaski	0.0	0	\$0.00	\$0
Quitman	0.0	0	\$0.00	\$0
Randolph	0.0	0	\$0.00	\$0
Schley	0.0	0	\$0.00	\$0
Stewart	0.0	0	\$0.00	\$0
Sumter	0.0	0	\$0.00	\$0
Talbot	0.0	0	\$0.00	\$0
Taylor	5.0	4500	\$0.78	\$17,438
Terrell	0.0	0	\$0.00	\$0
Twiggs	2.0	500	\$0.78	\$775
Upton	0.0	0	\$0.00	\$0
Washington	5.0	5500	\$0.78	\$21,313
Webster	0.0	0	\$0.00	\$0
Wilcox	0.0	0	\$0.00	\$0
Wilkinson	0.0	0	\$0.00	\$0

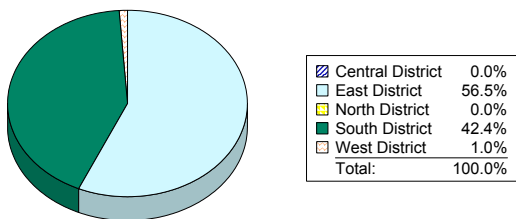
Grapes 71 \$275,420

State Total \$7,549,540

State Total \$6,890,378

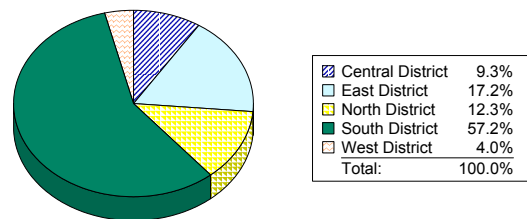
Extension District % of State Value

For Blueberries - Frozen



Extension District % of State Value

For Grapes



# West District

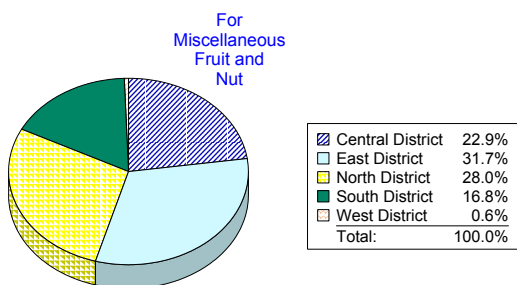
## Miscellaneous Fruit and Nut

County	Farm Gate Value
Bibb	\$0
Bleckley	\$0
Chattahoo.	\$0
Clay	\$0
Crawford	\$7,000
Crisp	\$0
Dodge	\$0
Dooly	\$0
Harris	\$0
Houston	\$0
Johnson	\$0
Lamar	\$0
Laurens	\$0
Macon	\$0
Marion	\$0
Muscogee	\$0
Peach	\$0
Pike	\$0
Pulaski	\$0
Quitman	\$0
Randolph	\$0
Schley	\$0
Stewart	\$0
Sumter	\$0
Talbot	\$0
Taylor	\$0
Terrell	\$0
Twiggs	\$0
Upton	\$0
Washington	\$0
Webster	\$0
Wilcox	\$2,000
Wilkinson	\$0
<b>Miscellaneous Fruit and Nut</b>	<b>\$9,000</b>

State Total

\$1,407,245

Extension District % of State Value



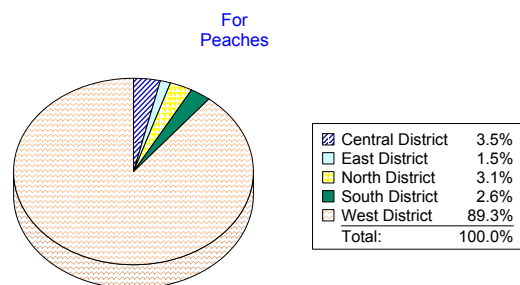
## Peaches

County	Acres	Yield	Price	Farm Gate Value
Bibb	4.0	6000	\$0.33	\$7,920
Bleckley	358.0	600	\$0.33	\$70,884
Chattahoo.	0.0	0	\$0.00	\$0
Clay	4.0	1500	\$0.33	\$1,980
Crawford	1,980.0	9500	\$0.33	\$6,207,300
Crisp	0.0	0	\$0.00	\$0
Dodge	65.0	6500	\$0.33	\$139,425
Dooly	20.0	6000	\$0.33	\$39,600
Harris	0.0	0	\$0.00	\$0
Houston	154.7	5795	\$0.33	\$295,841
Johnson	0.0	0	\$0.00	\$0
Lamar	0.0	0	\$0.00	\$0
Laurens	5.0	6100	\$0.33	\$10,065
Macon	1,500.0	7000	\$0.33	\$3,465,000
Marion	0.0	0	\$0.00	\$0
Muscogee	0.0	0	\$0.00	\$0
Peach	6,000.0	9500	\$0.33	\$18,810,000
Pike	158.0	6000	\$0.33	\$312,840
Pulaski	0.0	0	\$0.00	\$0
Quitman	0.0	0	\$0.00	\$0
Randolph	0.0	0	\$0.00	\$0
Schley	0.0	0	\$0.00	\$0
Stewart	0.0	0	\$0.00	\$0
Sumter	0.0	0	\$0.00	\$0
Talbot	2.0	4500	\$0.33	\$2,970
Taylor	3,050.0	6100	\$0.33	\$6,139,650
Terrell	0.0	0	\$0.00	\$0
Twiggs	0.0	0	\$0.00	\$0
Upton	16.0	6100	\$0.33	\$32,208
Washington	5.0	5500	\$0.33	\$9,075
Webster	22.0	6300	\$0.33	\$45,738
Wilcox	0.0	0	\$0.00	\$0
Wilkinson	0.0	0	\$0.00	\$0
<b>Peaches</b>	<b>13,344</b>			<b>\$35,590,496</b>

State Total

\$39,864,643

Extension District % of State Value



# West District

## Pecans

County	Acres	Yield	Price	Farm Gate Value
Bibb	425.0	700	\$1.30	\$386,750
Bleckley	399.0	700	\$1.30	\$363,090
Chattahoo.	0.0	0	\$0.00	\$0
Clay	0.0	0	\$0.00	\$0
Crawford	1,520.0	700	\$1.30	\$1,383,200
Crisp	4,000.0	900	\$1.30	\$4,680,000
Dodge	800.0	650	\$1.30	\$676,000
Dooly	2,526.0	800	\$1.30	\$2,627,040
Harris	750.0	1260	\$1.30	\$1,228,500
Houston	3,185.3	528	\$1.30	\$2,186,390
Johnson	165.0	650	\$1.30	\$139,425
Lamar	368.0	475	\$1.30	\$227,240
Laurens	750.0	600	\$1.30	\$585,000
Macon	5,500.0	650	\$1.30	\$4,647,500
Marion	200.0	2000	\$1.30	\$520,000
Muscogee	0.0	0	\$0.00	\$0
Peach	6,800.0	700	\$1.30	\$6,188,000
Pike	229.0	200	\$1.30	\$59,540
Pulaski	1,200.0	800	\$1.30	\$1,248,000
Quitman	0.0	0	\$0.00	\$0
Randolph	241.0	175	\$1.30	\$54,828
Schley	650.0	550	\$1.30	\$464,750
Stewart	341.9	617	\$1.30	\$274,238
Sumter	4,800.0	625	\$1.30	\$3,900,000
Talbot	30.0	1700	\$1.30	\$66,300
Taylor	168.0	180	\$1.30	\$39,312
Terrell	1,638.0	330	\$1.30	\$702,702
Twiggs	300.0	600	\$1.30	\$234,000
Upton	100.0	300	\$1.30	\$39,000
Washington	2,500.0	400	\$1.30	\$1,300,000
Webster	555.0	500	\$1.30	\$360,750
Wilcox	1,600.0	500	\$1.30	\$1,040,000
Wilkinson	0.0	0	\$0.00	\$0
<b>Pecans</b>	<b>41,741</b>			<b>\$35,621,554</b>

## Strawberries

County	Acres	Yield	Price	Farm Gate Value
Bibb	4.0	16000	\$1.25	\$80,000
Bleckley	0.0	0	\$0.00	\$0
Chattahoo.	0.0	0	\$0.00	\$0
Clay	0.0	0	\$0.00	\$0
Crawford	0.0	0	\$0.00	\$0
Crisp	1.3	10000	\$1.25	\$15,625
Dodge	4.0	20000	\$1.25	\$100,000
Dooly	0.0	0	\$0.00	\$0
Harris	0.0	0	\$0.00	\$0
Houston	0.0	0	\$0.00	\$0
Johnson	0.0	0	\$0.00	\$0
Lamar	3.0	8000	\$1.25	\$30,000
Laurens	0.0	0	\$0.00	\$0
Macon	5.0	15000	\$1.25	\$93,750
Marion	0.0	0	\$0.00	\$0
Muscogee	0.0	0	\$0.00	\$0
Peach	4.0	20000	\$1.25	\$100,000
Pike	20.0	3400	\$1.25	\$85,000
Pulaski	0.0	0	\$0.00	\$0
Quitman	0.0	0	\$0.00	\$0
Randolph	0.0	0	\$0.00	\$0
Schley	0.0	0	\$0.00	\$0
Stewart	0.0	0	\$0.00	\$0
Sumter	0.0	0	\$0.00	\$0
Talbot	0.0	0	\$0.00	\$0
Taylor	6.0	16000	\$1.25	\$120,000
Terrell	0.0	0	\$0.00	\$0
Twiggs	0.0	0	\$0.00	\$0
Upton	0.0	0	\$0.00	\$0
Washington	0.0	0	\$0.00	\$0
Webster	0.0	0	\$0.00	\$0
Wilcox	26.0	23000	\$1.25	\$747,500
Wilkinson	0.0	0	\$0.00	\$0
<b>Strawberries</b>	<b>73</b>			<b>\$1,371,875</b>

State Total

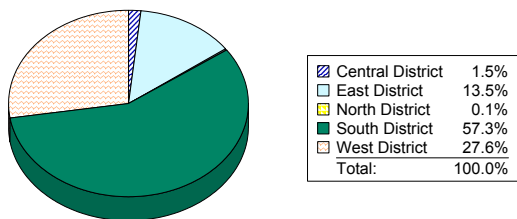
\$129,204,166

State Total

\$3,797,133

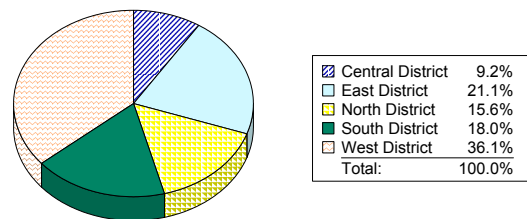
Extension District % of State Value

For Pecans



Extension District % of State Value

For Strawberries

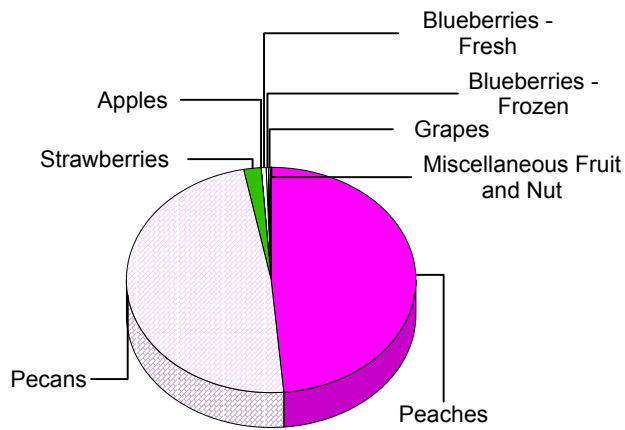


# West District

Fruits and Nuts  
West District

\$73,425,119

## District Commodity Category Breakdown For Fruits and Nuts



Apples	0.0%
Blueberries - Fresh	0.6%
Blueberries - Frozen	0.1%
Grapes	0.4%
Miscellaneous Fruit and Nut	0.0%
Peaches	48.5%
Pecans	48.5%
Strawberries	1.9%
Total:	100.0%

# West District

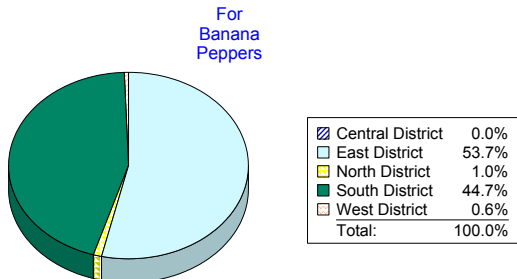
## Vegetables

### Banana Peppers

County	Acres	Farm Gate Value
Bibb	0.0	\$0
Bleckley	0.0	\$0
Chattahoo.	0.0	\$0
Clay	0.0	\$0
Crawford	0.0	\$0
Crisp	0.0	\$0
Dodge	0.0	\$0
Dooly	0.0	\$0
Harris	1.0	\$9,000
Houston	0.0	\$0
Johnson	0.0	\$0
Lamar	0.0	\$0
Laurens	0.0	\$0
Macon	0.0	\$0
Marion	0.0	\$0
Muscogee	0.0	\$0
Peach	0.0	\$0
Pike	0.0	\$0
Pulaski	0.0	\$0
Quitman	0.0	\$0
Randolph	0.0	\$0
Schley	0.0	\$0
Stewart	0.0	\$0
Sumter	0.0	\$0
Talbot	0.0	\$0
Taylor	0.0	\$0
Terrell	0.0	\$0
Twiggs	0.0	\$0
Upson	0.0	\$0
Washington	0.0	\$0
Webster	0.0	\$0
Wilcox	0.0	\$0
Wilkinson	0.0	\$0
<b>Banana Peppers</b>	<b>1</b>	<b>\$9,000</b>

**State Total** **\$1,532,400**

**Extension District % of State Value**

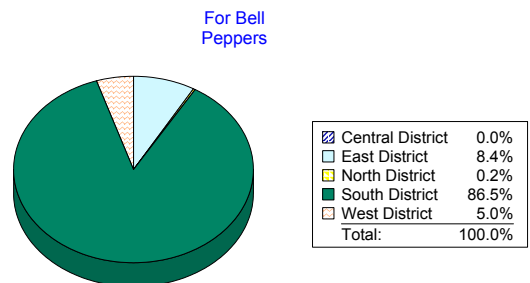


### Bell Peppers

County	Acres	Farm Gate Value
Bibb	0.0	\$0
Bleckley	0.0	\$0
Chattahoo.	0.0	\$0
Clay	0.0	\$0
Crawford	1.0	\$1,400
Crisp	0.0	\$0
Dodge	25.0	\$50,000
Dooly	0.0	\$0
Harris	3.0	\$12,310
Houston	0.0	\$0
Johnson	0.0	\$0
Lamar	0.0	\$0
Laurens	0.0	\$0
Macon	50.0	\$237,500
Marion	0.0	\$0
Muscogee	0.0	\$0
Peach	0.0	\$0
Pike	20.0	\$70,000
Pulaski	0.0	\$0
Quitman	0.0	\$0
Randolph	0.0	\$0
Schley	0.0	\$0
Stewart	0.0	\$0
Sumter	300.0	\$1,950,000
Talbot	0.0	\$0
Taylor	0.0	\$0
Terrell	0.0	\$0
Twiggs	5.0	\$12,250
Upson	0.0	\$0
Washington	0.0	\$0
Webster	0.0	\$0
Wilcox	30.0	\$128,250
Wilkinson	0.0	\$0
<b>Bell Peppers</b>	<b>434</b>	<b>\$2,461,710</b>

**State Total** **\$49,555,238**

**Extension District % of State Value**



# West District

## Broccoli

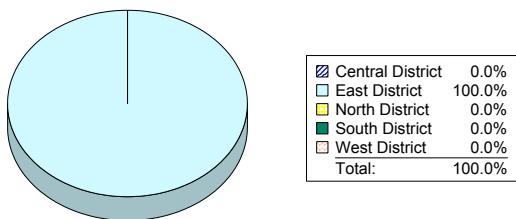
County	Acres	Farm Gate Value
Bibb	0.0	\$0
Bleckley	0.0	\$0
Chattahoo.	0.0	\$0
Clay	0.0	\$0
Crawford	0.0	\$0
Crisp	0.0	\$0
Dodge	0.0	\$0
Dooly	0.0	\$0
Harris	0.0	\$0
Houston	0.0	\$0
Johnson	0.0	\$0
Lamar	0.0	\$0
Laurens	0.0	\$0
Macon	0.0	\$0
Marion	0.0	\$0
Muscogee	0.0	\$0
Peach	0.0	\$0
Pike	0.0	\$0
Pulaski	0.0	\$0
Quitman	0.0	\$0
Randolph	0.0	\$0
Schley	0.0	\$0
Stewart	0.0	\$0
Sumter	0.0	\$0
Talbot	0.0	\$0
Taylor	0.0	\$0
Terrell	0.0	\$0
Twiggs	0.0	\$0
Upson	0.0	\$0
Washington	0.0	\$0
Webster	0.0	\$0
Wilcox	0.0	\$0
Wilkinson	0.0	\$0
<b>Broccoli</b>	<b>0</b>	<b>\$0</b>

State Total

\$5,600

Extension District % of State Value

For Broccoli



## Cabbage

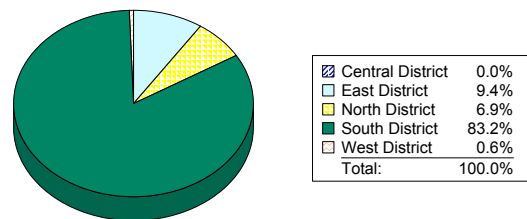
County	Acres	Farm Gate Value
Bibb	0.0	\$0
Bleckley	0.0	\$0
Chattahoo.	0.0	\$0
Clay	0.0	\$0
Crawford	0.0	\$0
Crisp	0.0	\$0
Dodge	0.0	\$0
Dooly	0.0	\$0
Harris	0.0	\$0
Houston	0.0	\$0
Johnson	0.0	\$0
Lamar	0.0	\$0
Laurens	1.0	\$1,840
Macon	0.0	\$0
Marion	0.0	\$0
Muscogee	0.0	\$0
Peach	0.0	\$0
Pike	0.0	\$0
Pulaski	0.0	\$0
Quitman	0.0	\$0
Randolph	0.0	\$0
Schley	0.0	\$0
Stewart	0.0	\$0
Sumter	62.0	\$163,990
Talbot	0.0	\$0
Taylor	0.0	\$0
Terrell	0.0	\$0
Twiggs	0.0	\$0
Upson	0.0	\$0
Washington	2.0	\$2,760
Webster	0.0	\$0
Wilcox	0.0	\$0
Wilkinson	0.0	\$0
<b>Cabbage</b>	<b>65</b>	<b>\$168,590</b>

State Total

\$29,976,593

Extension District % of State Value

For Cabbage



# West District

## Cantaloupe

County	Acres	Farm Gate Value
Bibb	0.0	\$0
Bleckley	0.0	\$0
Chattahoo.	0.0	\$0
Clay	0.0	\$0
Crawford	2.0	\$1,680
Crisp	500.0	\$1,500,000
Dodge	50.0	\$150,000
Dooly	200.0	\$600,000
Harris	0.0	\$0
Houston	0.0	\$0
Johnson	0.0	\$0
Lamar	5.0	\$4,800
Laurens	0.0	\$0
Macon	1.0	\$1,200
Marion	50.0	\$114,000
Muscogee	0.0	\$0
Peach	4.0	\$3,840
Pike	0.0	\$0
Pulaski	205.0	\$543,000
Quitman	0.0	\$0
Randolph	0.0	\$0
Schley	20.0	\$16,800
Stewart	0.0	\$0
Sumter	100.0	\$300,000
Talbot	0.0	\$0
Taylor	17.0	\$24,600
Terrell	0.0	\$0
Twiggs	0.0	\$0
Upton	0.0	\$0
Washington	6.0	\$7,200
Webster	50.0	\$60,000
Wilcox	1,800.0	\$5,430,000
Wilkinson	0.0	\$0
<b>Cantaloupe</b>	<b>3,010</b>	<b>\$8,757,120</b>

## Carrots

County	Acres	Farm Gate Value
Bibb	0.0	\$0
Bleckley	0.0	\$0
Chattahoo.	0.0	\$0
Clay	0.0	\$0
Crawford	0.0	\$0
Crisp	0.0	\$0
Dodge	0.0	\$0
Dooly	0.0	\$0
Harris	0.0	\$0
Houston	0.0	\$0
Johnson	0.0	\$0
Lamar	0.0	\$0
Laurens	0.0	\$0
Macon	0.0	\$0
Marion	0.0	\$0
Muscogee	0.0	\$0
Peach	0.0	\$0
Pike	0.0	\$0
Pulaski	0.0	\$0
Quitman	0.0	\$0
Randolph	0.0	\$0
Schley	0.0	\$0
Stewart	0.0	\$0
Sumter	0.0	\$0
Talbot	0.0	\$0
Taylor	0.0	\$0
Terrell	0.0	\$0
Twiggs	0.0	\$0
Upton	0.0	\$0
Washington	0.0	\$0
Webster	0.0	\$0
Wilcox	0.0	\$0
Wilkinson	0.0	\$0
<b>Carrots</b>	<b>0</b>	<b>\$0</b>

State Total

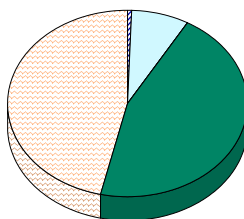
\$18,910,800

State Total

\$12,852,525

Extension District % of State Value

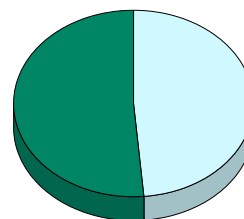
For Cantaloupe



Central District	0.5%
East District	7.8%
North District	0.1%
South District	45.3%
West District	46.3%
Total:	100.0%

Extension District % of State Value

For Carrots



Central District	0.0%
East District	48.7%
North District	0.0%
South District	51.3%
West District	0.0%
Total:	100.0%



# West District

## Collards

County	Acres	Farm Gate Value
Bibb	0.0	\$0
Bleckley	0.0	\$0
Chattahoo.	0.0	\$0
Clay	0.0	\$0
Crawford	3.0	\$2,138
Crisp	12.0	\$18,169
Dodge	25.0	\$35,625
Dooly	0.0	\$0
Harris	0.5	\$772
Houston	0.0	\$0
Johnson	0.0	\$0
Lamar	20.0	\$24,938
Laurens	52.0	\$41,975
Macon	240.0	\$242,280
Marion	40.0	\$33,250
Muscogee	0.0	\$0
Peach	5.0	\$4,000
Pike	50.0	\$71,250
Pulaski	0.0	\$0
Quitman	0.0	\$0
Randolph	0.0	\$0
Schley	5.0	\$6,531
Stewart	0.0	\$0
Sumter	0.0	\$0
Talbot	10.0	\$9,500
Taylor	68.0	\$100,463
Terrell	0.0	\$0
Twiggs	0.0	\$0
Upson	0.0	\$0
Washington	4.0	\$5,938
Webster	5.0	\$4,750
Wilcox	0.0	\$0
Wilkinson	0.0	\$0
<b>Collards</b>	<b>540</b>	<b>\$601,577</b>

## Cucumbers

County	Acres	Farm Gate Value
Bibb	0.0	\$0
Bleckley	0.0	\$0
Chattahoo.	0.0	\$0
Clay	0.0	\$0
Crawford	0.0	\$0
Crisp	330.0	\$910,800
Dodge	0.0	\$0
Dooly	9.8	\$20,776
Harris	1.0	\$3,445
Houston	0.5	\$1,325
Johnson	0.0	\$0
Lamar	0.0	\$0
Laurens	0.0	\$0
Macon	500.0	\$1,311,250
Marion	0.0	\$0
Muscogee	0.0	\$0
Peach	0.0	\$0
Pike	0.0	\$0
Pulaski	0.0	\$0
Quitman	0.0	\$0
Randolph	0.0	\$0
Schley	0.0	\$0
Stewart	0.0	\$0
Sumter	700.0	\$4,326,000
Talbot	0.0	\$0
Taylor	0.0	\$0
Terrell	0.0	\$0
Twiggs	0.0	\$0
Upson	0.0	\$0
Washington	0.0	\$0
Webster	0.0	\$0
Wilcox	0.0	\$0
Wilkinson	0.0	\$0
<b>Cucumbers</b>	<b>1,541</b>	<b>\$6,573,596</b>

State Total

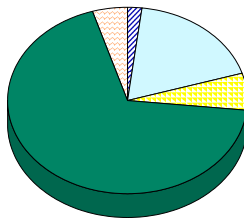
\$13,080,033

State Total

\$55,799,678

Extension District % of State Value

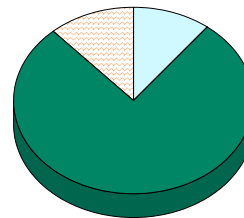
For Collards



Central District	2.0%
East District	18.2%
North District	6.4%
South District	68.8%
West District	4.6%
Total:	100.0%

Extension District % of State Value

For Cucumbers



Central District	0.0%
East District	10.6%
North District	0.0%
South District	77.6%
West District	11.8%
Total:	100.0%

# West District

## Eggplant

County	Acres	Farm Gate Value
Bibb	0.0	\$0
Bleckley	0.0	\$0
Chattahoo.	0.0	\$0
Clay	0.0	\$0
Crawford	1.0	\$1,800
Crisp	0.0	\$0
Dodge	0.0	\$0
Dooly	0.0	\$0
Harris	1.0	\$2,400
Houston	0.0	\$0
Johnson	0.0	\$0
Lamar	0.0	\$0
Laurens	0.0	\$0
Macon	0.0	\$0
Marion	0.0	\$0
Muscogee	0.0	\$0
Peach	0.0	\$0
Pike	0.0	\$0
Pulaski	0.0	\$0
Quitman	0.0	\$0
Randolph	0.0	\$0
Schley	0.0	\$0
Stewart	0.0	\$0
Sumter	0.0	\$0
Talbot	0.0	\$0
Taylor	0.0	\$0
Terrell	0.0	\$0
Twiggs	5.0	\$8,250
Upson	0.0	\$0
Washington	0.0	\$0
Webster	0.0	\$0
Wilcox	0.0	\$0
Wilkinson	0.0	\$0
<b>Eggplant</b>	<b>7</b>	<b>\$12,450</b>

## English Peas

County	Acres	Farm Gate Value
Bibb	0.0	\$0
Bleckley	0.0	\$0
Chattahoo.	0.0	\$0
Clay	0.0	\$0
Crawford	0.0	\$0
Crisp	0.0	\$0
Dodge	0.0	\$0
Dooly	0.0	\$0
Harris	0.0	\$0
Houston	0.0	\$0
Johnson	0.0	\$0
Lamar	0.0	\$0
Laurens	0.0	\$0
Macon	0.0	\$0
Marion	0.0	\$0
Muscogee	0.0	\$0
Peach	0.0	\$0
Pike	0.0	\$0
Pulaski	0.0	\$0
Quitman	0.0	\$0
Randolph	0.0	\$0
Schley	0.0	\$0
Stewart	0.0	\$0
Sumter	0.0	\$0
Talbot	0.0	\$0
Taylor	0.0	\$0
Terrell	0.0	\$0
Twiggs	0.0	\$0
Upson	0.0	\$0
Washington	0.0	\$0
Webster	0.0	\$0
Wilcox	0.0	\$0
Wilkinson	0.0	\$0
<b>English Peas</b>	<b>0</b>	<b>\$0</b>

State Total

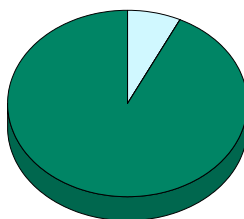
\$12,198,810

State Total

\$870,500

Extension District % of State Value

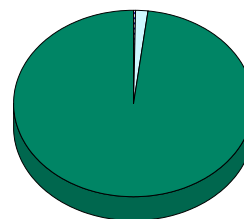
For Eggplant



Central District	0.0%
East District	7.2%
North District	0.0%
South District	92.7%
West District	0.1%
Total:	100.0%

Extension District % of State Value

For English Peas



Central District	0.3%
East District	1.7%
North District	0.0%
South District	97.9%
West District	0.0%
Total:	100.0%

# West District

## Green Onions

County	Acres	Farm Gate Value
Bibb	0.0	\$0
Bleckley	0.0	\$0
Chattahoo.	0.0	\$0
Clay	0.0	\$0
Crawford	0.0	\$0
Crisp	0.0	\$0
Dodge	0.0	\$0
Dooly	0.0	\$0
Harris	1.0	\$6,000
Houston	0.0	\$0
Johnson	0.0	\$0
Lamar	0.0	\$0
Laurens	0.0	\$0
Macon	0.0	\$0
Marion	0.0	\$0
Muscogee	0.0	\$0
Peach	0.0	\$0
Pike	0.0	\$0
Pulaski	0.0	\$0
Quitman	0.0	\$0
Randolph	0.0	\$0
Schley	0.0	\$0
Stewart	0.0	\$0
Sumter	0.0	\$0
Talbot	0.0	\$0
Taylor	0.0	\$0
Terrell	0.0	\$0
Twiggs	0.0	\$0
Upson	0.0	\$0
Washington	0.0	\$0
Webster	0.0	\$0
Wilcox	0.0	\$0
Wilkinson	0.0	\$0
<b>Green Onions</b>	<b>1</b>	<b>\$6,000</b>

## Hot Peppers

County	Acres	Farm Gate Value
Bibb	0.0	\$0
Bleckley	0.0	\$0
Chattahoo.	0.0	\$0
Clay	0.0	\$0
Crawford	0.0	\$0
Crisp	0.0	\$0
Dodge	0.0	\$0
Dooly	0.0	\$0
Harris	0.0	\$0
Houston	0.0	\$0
Johnson	0.0	\$0
Lamar	0.0	\$0
Laurens	0.0	\$0
Macon	5.0	\$58,500
Marion	0.0	\$0
Muscogee	0.0	\$0
Peach	0.0	\$0
Pike	0.0	\$0
Pulaski	30.0	\$162,000
Quitman	0.0	\$0
Randolph	0.0	\$0
Schley	0.0	\$0
Stewart	0.0	\$0
Sumter	0.0	\$0
Talbot	0.0	\$0
Taylor	0.0	\$0
Terrell	0.0	\$0
Twiggs	3.0	\$20,250
Upson	0.0	\$0
Washington	0.0	\$0
Webster	0.0	\$0
Wilcox	40.0	\$360,000
Wilkinson	0.0	\$0
<b>Hot Peppers</b>	<b>78</b>	<b>\$600,750</b>

State Total

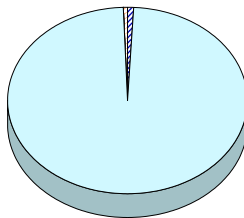
\$1,133,760

State Total

\$6,425,325

Extension District % of State Value

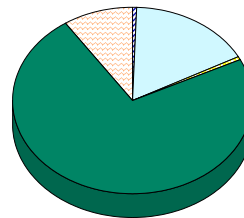
For Green Onions



Central District	0.8%
East District	98.5%
North District	0.1%
South District	0.0%
West District	0.5%
<b>Total:</b>	<b>100.0%</b>

Extension District % of State Value

For Hot Peppers



Central District	0.5%
East District	16.8%
North District	0.4%
South District	73.0%
West District	9.3%
<b>Total:</b>	<b>100.0%</b>

# West District

## Irish Potatoes

County	Acres	Farm Gate Value
Bibb	0.0	\$0
Bleckley	0.0	\$0
Chattahoo.	0.0	\$0
Clay	0.0	\$0
Crawford	0.0	\$0
Crisp	0.0	\$0
Dodge	0.0	\$0
Dooly	0.0	\$0
Harris	0.3	\$665
Houston	0.0	\$0
Johnson	0.0	\$0
Lamar	0.0	\$0
Laurens	0.0	\$0
Macon	0.0	\$0
Marion	0.0	\$0
Muscogee	0.0	\$0
Peach	0.0	\$0
Pike	0.0	\$0
Pulaski	0.0	\$0
Quitman	0.0	\$0
Randolph	0.0	\$0
Schley	0.0	\$0
Stewart	0.0	\$0
Sumter	0.0	\$0
Talbot	0.0	\$0
Taylor	0.0	\$0
Terrell	0.0	\$0
Twiggs	0.0	\$0
Upton	0.0	\$0
Washington	0.0	\$0
Webster	0.0	\$0
Wilcox	0.0	\$0
Wilkinson	0.0	\$0
<b>Irish Potatoes</b>	<b>0</b>	<b>\$665</b>

## Kale

County	Acres	Farm Gate Value
Bibb	0.0	\$0
Bleckley	0.0	\$0
Chattahoo.	0.0	\$0
Clay	0.0	\$0
Crawford	0.0	\$0
Crisp	0.0	\$0
Dodge	0.0	\$0
Dooly	0.0	\$0
Harris	0.0	\$0
Houston	0.0	\$0
Johnson	0.0	\$0
Lamar	0.0	\$0
Laurens	0.0	\$0
Macon	60.0	\$59,850
Marion	0.0	\$0
Muscogee	0.0	\$0
Peach	0.0	\$0
Pike	0.0	\$0
Pulaski	0.0	\$0
Quitman	0.0	\$0
Randolph	0.0	\$0
Schley	0.0	\$0
Stewart	0.0	\$0
Sumter	0.0	\$0
Talbot	0.0	\$0
Taylor	0.0	\$0
Terrell	0.0	\$0
Twiggs	0.0	\$0
Upton	0.0	\$0
Washington	0.0	\$0
Webster	0.0	\$0
Wilcox	0.0	\$0
Wilkinson	0.0	\$0
<b>Kale</b>	<b>60</b>	<b>\$59,850</b>

State Total

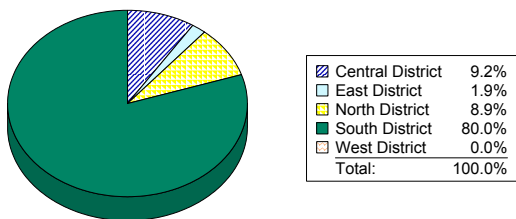
\$1,432,389

State Total

\$2,145,933

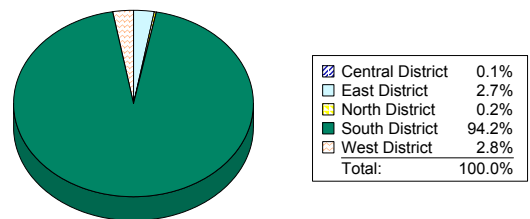
Extension District % of State Value

For Irish Potatoes



Extension District % of State Value

For Kale



# West District

## Lettuce

County	Acres	Farm Gate Value
Bibb	0.0	\$0
Bleckley	0.0	\$0
Chattahoo.	0.0	\$0
Clay	0.0	\$0
Crawford	0.0	\$0
Crisp	0.0	\$0
Dodge	0.0	\$0
Dooly	0.0	\$0
Harris	0.0	\$0
Houston	0.0	\$0
Johnson	0.0	\$0
Lamar	0.0	\$0
Laurens	0.0	\$0
Macon	0.0	\$0
Marion	0.0	\$0
Muscogee	0.0	\$0
Peach	0.0	\$0
Pike	0.0	\$0
Pulaski	0.0	\$0
Quitman	0.0	\$0
Randolph	0.0	\$0
Schley	0.0	\$0
Stewart	0.0	\$0
Sumter	0.0	\$0
Talbot	0.0	\$0
Taylor	0.0	\$0
Terrell	0.0	\$0
Twiggs	0.0	\$0
Upton	0.0	\$0
Washington	0.0	\$0
Webster	0.0	\$0
Wilcox	0.0	\$0
Wilkinson	0.0	\$0
<b>Lettuce</b>	<b>0</b>	<b>\$0</b>

## Lima Beans

County	Acres	Farm Gate Value
Bibb	0.0	\$0
Bleckley	13.0	\$25,350
Chattahoo.	0.0	\$0
Clay	0.0	\$0
Crawford	0.0	\$0
Crisp	0.0	\$0
Dodge	0.0	\$0
Dooly	104.8	\$117,900
Harris	0.0	\$0
Houston	0.0	\$0
Johnson	0.0	\$0
Lamar	5.0	\$5,250
Laurens	14.0	\$15,750
Macon	0.0	\$0
Marion	0.0	\$0
Muscogee	0.0	\$0
Peach	0.0	\$0
Pike	0.0	\$0
Pulaski	0.0	\$0
Quitman	0.0	\$0
Randolph	0.0	\$0
Schley	0.0	\$0
Stewart	0.0	\$0
Sumter	0.0	\$0
Talbot	0.0	\$0
Taylor	51.0	\$32,100
Terrell	42.0	\$126,000
Twiggs	0.0	\$0
Upton	0.0	\$0
Washington	16.0	\$15,750
Webster	20.0	\$22,500
Wilcox	0.0	\$0
Wilkinson	0.0	\$0
<b>Lima Beans</b>	<b>266</b>	<b>\$360,600</b>

State Total

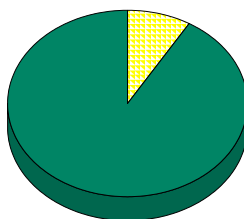
\$1,166,800

State Total

\$3,826,065

Extension District % of State Value

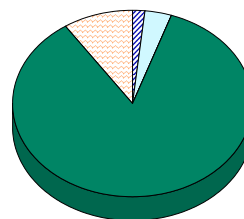
For Lettuce



Central District	0.0%
East District	0.0%
North District	8.6%
South District	91.4%
West District	0.0%
<b>Total:</b>	<b>100.0%</b>

Extension District % of State Value

For Lima Beans



Central District	1.7%
East District	3.7%
North District	0.0%
South District	85.2%
West District	9.4%
<b>Total:</b>	<b>100.0%</b>

# West District

## Mustard

County	Acres	Farm Gate Value
Bibb	1.0	\$950
Bleckley	0.0	\$0
Chattahoo.	0.0	\$0
Clay	0.0	\$0
Crawford	0.0	\$0
Crisp	0.0	\$0
Dodge	0.0	\$0
Dooly	0.0	\$0
Harris	0.0	\$0
Houston	0.0	\$0
Johnson	0.0	\$0
Lamar	0.0	\$0
Laurens	1.0	\$1,663
Macon	70.0	\$66,640
Marion	0.0	\$0
Muscogee	0.0	\$0
Peach	0.0	\$0
Pike	0.0	\$0
Pulaski	0.0	\$0
Quitman	0.0	\$0
Randolph	0.0	\$0
Schley	0.0	\$0
Stewart	0.0	\$0
Sumter	0.0	\$0
Talbot	0.0	\$0
Taylor	5.0	\$6,888
Terrell	0.0	\$0
Twiggs	0.0	\$0
Upton	0.0	\$0
Washington	0.0	\$0
Webster	0.0	\$0
Wilcox	0.0	\$0
Wilkinson	0.0	\$0
<b>Mustard</b>	<b>77</b>	<b>\$76,140</b>

## Okra

County	Acres	Farm Gate Value
Bibb	0.0	\$0
Bleckley	0.0	\$0
Chattahoo.	0.0	\$0
Clay	0.0	\$0
Crawford	0.0	\$0
Crisp	0.5	\$3,150
Dodge	30.0	\$121,500
Dooly	18.4	\$115,920
Harris	0.5	\$3,150
Houston	0.0	\$0
Johnson	2.0	\$10,800
Lamar	5.0	\$13,500
Laurens	1.0	\$2,700
Macon	20.5	\$78,975
Marion	5.0	\$9,000
Muscogee	0.0	\$0
Peach	0.0	\$0
Pike	10.0	\$27,000
Pulaski	2.0	\$11,700
Quitman	0.0	\$0
Randolph	0.0	\$0
Schley	0.0	\$0
Stewart	0.0	\$0
Sumter	0.0	\$0
Talbot	0.0	\$0
Taylor	13.0	\$62,550
Terrell	0.0	\$0
Twiggs	0.0	\$0
Upton	0.0	\$0
Washington	4.0	\$11,700
Webster	1.0	\$6,750
Wilcox	0.0	\$0
Wilkinson	0.0	\$0
<b>Okra</b>	<b>113</b>	<b>\$478,395</b>

State Total

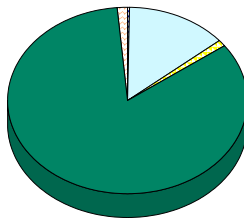
\$5,827,439

State Total

\$2,165,080

Extension District % of State Value

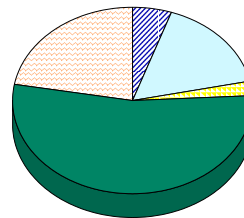
For Mustard



Central District	0.3%
East District	13.5%
North District	1.1%
South District	83.8%
West District	1.3%
Total:	100.0%

Extension District % of State Value

For Okra



Central District	5.4%
East District	16.3%
North District	2.6%
South District	53.6%
West District	22.1%
Total:	100.0%

# West District

## Onions

County	Acres	Farm Gate Value
Bibb	0.0	\$0
Bleckley	0.0	\$0
Chattahoo.	0.0	\$0
Clay	0.0	\$0
Crawford	0.0	\$0
Crisp	11.0	\$51,480
Dodge	150.0	\$702,000
Dooly	0.0	\$0
Harris	0.0	\$0
Houston	0.0	\$0
Johnson	0.0	\$0
Lamar	0.0	\$0
Laurens	288.0	\$1,497,600
Macon	0.0	\$0
Marion	0.0	\$0
Muscogee	0.0	\$0
Peach	0.0	\$0
Pike	0.0	\$0
Pulaski	0.0	\$0
Quitman	0.0	\$0
Randolph	0.0	\$0
Schley	0.0	\$0
Stewart	0.0	\$0
Sumter	0.0	\$0
Talbot	0.0	\$0
Taylor	0.0	\$0
Terrell	0.0	\$0
Twiggs	0.0	\$0
Upton	0.0	\$0
Washington	0.0	\$0
Webster	0.0	\$0
Wilcox	0.0	\$0
Wilkinson	0.0	\$0
<b>Onions</b>	<b>449</b>	<b>\$2,251,080</b>

## Pole Beans

County	Acres	Farm Gate Value
Bibb	0.0	\$0
Bleckley	0.0	\$0
Chattahoo.	0.0	\$0
Clay	0.0	\$0
Crawford	0.0	\$0
Crisp	0.0	\$0
Dodge	0.0	\$0
Dooly	0.0	\$0
Harris	0.5	\$1,625
Houston	0.0	\$0
Johnson	0.0	\$0
Lamar	10.0	\$19,500
Laurens	0.0	\$0
Macon	0.0	\$0
Marion	0.0	\$0
Muscogee	0.0	\$0
Peach	0.0	\$0
Pike	0.0	\$0
Pulaski	0.0	\$0
Quitman	0.0	\$0
Randolph	0.0	\$0
Schley	0.0	\$0
Stewart	0.0	\$0
Sumter	0.0	\$0
Talbot	0.0	\$0
Taylor	0.0	\$0
Terrell	0.0	\$0
Twiggs	0.0	\$0
Upton	0.0	\$0
Washington	0.0	\$0
Webster	0.0	\$0
Wilcox	0.0	\$0
Wilkinson	0.0	\$0
<b>Pole Beans</b>	<b>11</b>	<b>\$21,125</b>

State Total


\$94,487,900

State Total

\$963,230

Extension District % of State Value

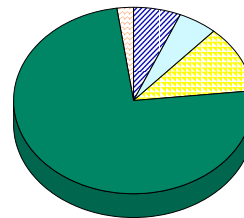
For Onions



Central District	0.0%
East District	97.4%
North District	0.0%
South District	0.2%
West District	2.4%
<b>Total:</b>	<b>100.0%</b>

Extension District % of State Value

For Pole Beans



Central District	6.3%
East District	5.4%
North District	11.7%
South District	74.4%
West District	2.2%
<b>Total:</b>	<b>100.0%</b>

# West District

## Pumpkin

County	Acres	Farm Gate Value
Bibb	0.0	\$0
Bleckley	0.0	\$0
Chattahoo.	0.0	\$0
Clay	0.0	\$0
Crawford	1.0	\$200
Crisp	0.0	\$0
Dodge	0.0	\$0
Dooly	0.0	\$0
Harris	1.0	\$3,000
Houston	0.0	\$0
Johnson	0.0	\$0
Lamar	5.0	\$12,500
Laurens	0.0	\$0
Macon	0.0	\$0
Marion	5.0	\$15,000
Muscogee	0.0	\$0
Peach	0.0	\$0
Pike	5.0	\$15,000
Pulaski	0.0	\$0
Quitman	0.0	\$0
Randolph	0.0	\$0
Schley	0.0	\$0
Stewart	0.3	\$900
Sumter	0.0	\$0
Talbot	0.0	\$0
Taylor	0.0	\$0
Terrell	10.0	\$40,000
Twiggs	0.0	\$0
Upson	0.0	\$0
Washington	0.0	\$0
Webster	0.0	\$0
Wilcox	0.0	\$0
Wilkinson	0.0	\$0
<b>Pumpkin</b>	<b>27</b>	<b>\$86,600</b>

## Snap Beans

County	Acres	Farm Gate Value
Bibb	0.0	\$0
Bleckley	0.0	\$0
Chattahoo.	0.0	\$0
Clay	0.0	\$0
Crawford	0.0	\$0
Crisp	760.0	\$1,257,000
Dodge	0.0	\$0
Dooly	50.0	\$26,250
Harris	5.0	\$9,000
Houston	0.0	\$0
Johnson	0.0	\$0
Lamar	20.0	\$20,400
Laurens	0.0	\$0
Macon	768.0	\$1,258,920
Marion	0.0	\$0
Muscogee	0.0	\$0
Peach	5.0	\$7,200
Pike	0.0	\$0
Pulaski	0.0	\$0
Quitman	0.0	\$0
Randolph	0.0	\$0
Schley	40.0	\$72,000
Stewart	0.0	\$0
Sumter	10,000.0	\$19,650,000
Talbot	0.0	\$0
Taylor	0.0	\$0
Terrell	0.0	\$0
Twiggs	0.0	\$0
Upson	0.0	\$0
Washington	0.0	\$0
Webster	40.0	\$38,400
Wilcox	45.0	\$69,600
Wilkinson	0.0	\$0
<b>Snap Beans</b>	<b>11,733</b>	<b>\$22,408,770</b>

State Total

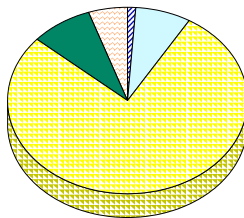
\$1,637,837

State Total

\$46,295,337

Extension District % of State Value

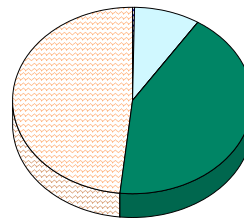
For Pumpkin



Central District	1.0%
East District	7.6%
North District	77.6%
South District	8.5%
West District	5.3%
Total:	100.0%

Extension District % of State Value

For Snap Beans



Central District	0.3%
East District	8.7%
North District	0.1%
South District	42.4%
West District	48.4%
Total:	100.0%



# West District


## Southern Peas

County	Acres	Farm Gate Value
Bibb	0.0	\$0
Bleckley	66.5	\$53,200
Chattahoo.	0.0	\$0
Clay	0.0	\$0
Crawford	8.0	\$1,200
Crisp	365.0	\$323,500
Dodge	45.0	\$37,500
Dooly	163.0	\$211,900
Harris	0.0	\$0
Houston	0.0	\$0
Johnson	200.0	\$70,000
Lamar	25.0	\$23,750
Laurens	62.0	\$55,800
Macon	20.0	\$18,000
Marion	1,200.0	\$1,140,000
Muscogee	0.0	\$0
Peach	0.0	\$0
Pike	300.0	\$270,000
Pulaski	25.0	\$31,250
Quitman	0.0	\$0
Randolph	0.0	\$0
Schley	20.0	\$18,000
Stewart	15.0	\$13,500
Sumter	25.0	\$32,500
Talbot	20.0	\$10,000
Taylor	185.0	\$110,000
Terrell	0.0	\$0
Twiggs	15.0	\$9,000
Upton	0.0	\$0
Washington	100.0	\$87,000
Webster	55.0	\$48,500
Wilcox	1,100.0	\$993,000
Wilkinson	3.0	\$2,400
<b>Southern Peas</b>	<b>4,018</b>	<b>\$3,560,000</b>

State Total

\$7,591,530

Extension District % of State Value



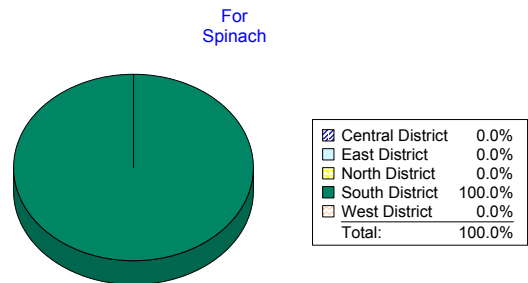
## Spinach

County	Acres	Farm Gate Value
Bibb	0.0	\$0
Bleckley	0.0	\$0
Chattahoo.	0.0	\$0
Clay	0.0	\$0
Crawford	0.0	\$0
Crisp	0.0	\$0
Dodge	0.0	\$0
Dooly	0.0	\$0
Harris	0.0	\$0
Houston	0.0	\$0
Johnson	0.0	\$0
Lamar	0.0	\$0
Laurens	0.0	\$0
Macon	0.0	\$0
Marion	0.0	\$0
Muscogee	0.0	\$0
Peach	0.0	\$0
Pike	0.0	\$0
Pulaski	0.0	\$0
Quitman	0.0	\$0
Randolph	0.0	\$0
Schley	0.0	\$0
Stewart	0.0	\$0
Sumter	0.0	\$0
Talbot	0.0	\$0
Taylor	0.0	\$0
Terrell	0.0	\$0
Twiggs	0.0	\$0
Upton	0.0	\$0
Washington	0.0	\$0
Webster	0.0	\$0
Wilcox	0.0	\$0
Wilkinson	0.0	\$0
<b>Spinach</b>	<b>0</b>	<b>\$0</b>

State Total

\$113,750

Extension District % of State Value



# West District

## Sweet Corn

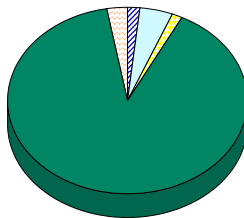
County	Acres	Farm Gate Value
Bibb	8.0	\$14,420
Bleckley	10.0	\$12,875
Chattahoo.	0.0	\$0
Clay	0.0	\$0
Crawford	0.0	\$0
Crisp	14.0	\$25,235
Dodge	0.0	\$0
Dooly	9.4	\$16,944
Harris	25.0	\$36,050
Houston	7.3	\$11,279
Johnson	35.0	\$27,038
Lamar	75.0	\$70,813
Laurens	60.0	\$108,150
Macon	50.0	\$90,125
Marion	90.0	\$22,660
Muscogee	0.0	\$0
Peach	0.0	\$0
Pike	100.0	\$180,250
Pulaski	30.0	\$46,350
Quitman	0.0	\$0
Randolph	0.0	\$0
Schley	25.0	\$9,656
Stewart	0.0	\$0
Sumter	350.0	\$630,875
Talbot	0.0	\$0
Taylor	19.0	\$12,875
Terrell	20.0	\$25,750
Twiggs	4.0	\$4,120
Upson	0.0	\$0
Washington	25.0	\$30,900
Webster	5.0	\$4,506
Wilcox	0.0	\$0
Wilkinson	2.0	\$1,803
<b>Sweet Corn</b>	<b>964</b>	<b>\$1,382,672</b>

State Total

\$49,289,746

Extension District % of State Value

For Sweet Corn



Central District	1.7%
East District	4.3%
North District	1.4%
South District	89.8%
West District	2.8%
Total:	100.0%

## Sweet Potatoes

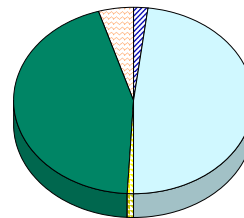
County	Acres	Farm Gate Value
Bibb	4.0	\$9,000
Bleckley	0.0	\$0
Chattahoo.	0.0	\$0
Clay	0.0	\$0
Crawford	0.0	\$0
Crisp	0.0	\$0
Dodge	0.0	\$0
Dooly	0.0	\$0
Harris	0.5	\$1,913
Houston	3.0	\$6,750
Johnson	0.0	\$0
Lamar	0.0	\$0
Laurens	1.0	\$2,475
Macon	2.0	\$1,800
Marion	5.0	\$2,250
Muscogee	0.0	\$0
Peach	0.0	\$0
Pike	0.0	\$0
Pulaski	0.0	\$0
Quitman	0.0	\$0
Randolph	0.0	\$0
Schley	15.0	\$33,750
Stewart	0.0	\$0
Sumter	0.0	\$0
Talbot	2.0	\$3,600
Taylor	5.0	\$13,050
Terrell	0.0	\$0
Twiggs	0.0	\$0
Upson	0.0	\$0
Washington	4.0	\$9,900
Webster	1.0	\$2,475
Wilcox	0.0	\$0
Wilkinson	0.0	\$0
<b>Sweet Potatoes</b>	<b>43</b>	<b>\$86,963</b>

State Total

\$1,852,808

Extension District % of State Value

For Sweet Potatoes



Central District	2.0%
East District	48.1%
North District	0.8%
South District	44.4%
West District	4.7%
Total:	100.0%

# West District

## Tomato

County	Acres	Farm Gate Value
Bibb	0.5	\$2,800
Bleckley	0.0	\$0
Chattahoo.	0.0	\$0
Clay	0.0	\$0
Crawford	5.0	\$4,550
Crisp	6.0	\$4,200
Dodge	0.0	\$0
Dooly	0.0	\$0
Harris	6.0	\$37,800
Houston	0.0	\$0
Johnson	0.0	\$0
Lamar	15.0	\$105,000
Laurens	1.0	\$2,100
Macon	5.5	\$33,000
Marion	0.0	\$0
Muscogee	0.0	\$0
Peach	0.0	\$0
Pike	0.0	\$0
Pulaski	36.0	\$252,000
Quitman	0.0	\$0
Randolph	0.0	\$0
Schley	2.0	\$5,600
Stewart	0.0	\$0
Sumter	0.0	\$0
Talbot	0.0	\$0
Taylor	5.5	\$21,700
Terrell	0.0	\$0
Twiggs	7.0	\$47,000
Upson	0.0	\$0
Washington	3.0	\$25,200
Webster	0.0	\$0
Wilcox	60.0	\$630,000
Wilkinson	0.0	\$0
<b>Tomato</b>	<b>153</b>	<b>\$1,170,950</b>

## Turnip Greens

County	Acres	Farm Gate Value
Bibb	0.5	\$950
Bleckley	0.0	\$0
Chattahoo.	0.0	\$0
Clay	0.0	\$0
Crawford	5.0	\$3,563
Crisp	0.0	\$0
Dodge	30.0	\$28,500
Dooly	0.0	\$0
Harris	0.0	\$0
Houston	0.0	\$0
Johnson	0.0	\$0
Lamar	45.0	\$70,063
Laurens	102.0	\$58,235
Macon	260.0	\$195,338
Marion	0.0	\$0
Muscogee	0.0	\$0
Peach	10.0	\$14,250
Pike	25.0	\$39,188
Pulaski	0.0	\$0
Quitman	0.0	\$0
Randolph	0.0	\$0
Schley	0.0	\$0
Stewart	0.0	\$0
Sumter	0.0	\$0
Talbot	0.0	\$0
Taylor	41.0	\$66,405
Terrell	0.0	\$0
Twiggs	0.0	\$0
Upson	0.0	\$0
Washington	16.0	\$25,840
Webster	3.0	\$4,703
Wilcox	0.0	\$0
Wilkinson	0.0	\$0
<b>Turnip Greens</b>	<b>538</b>	<b>\$507,033</b>

State Total

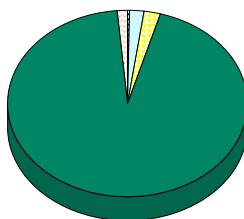
\$83,099,710

State Total

\$8,739,612

Extension District % of State Value

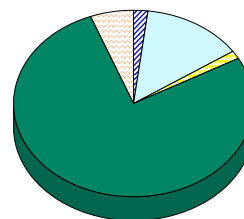
For Tomato



Central District	0.3%
East District	1.8%
North District	2.4%
South District	94.0%
West District	1.4%
Total:	100.0%

Extension District % of State Value

For Turnip Greens



Central District	1.8%
East District	13.8%
North District	1.3%
South District	77.2%
West District	5.8%
Total:	100.0%

# West District

## Turnip Roots

County	Acres	Farm Gate Value
Bibb	0.0	\$0
Bleckley	0.0	\$0
Chattahoo.	0.0	\$0
Clay	0.0	\$0
Crawford	0.0	\$0
Crisp	0.0	\$0
Dodge	0.0	\$0
Dooly	0.0	\$0
Harris	0.0	\$0
Houston	0.0	\$0
Johnson	0.0	\$0
Lamar	0.0	\$0
Laurens	0.0	\$0
Macon	140.0	\$136,737
Marion	0.0	\$0
Muscogee	0.0	\$0
Peach	0.0	\$0
Pike	0.0	\$0
Pulaski	0.0	\$0
Quitman	0.0	\$0
Randolph	0.0	\$0
Schley	0.0	\$0
Stewart	0.0	\$0
Sumter	0.0	\$0
Talbot	0.0	\$0
Taylor	14.0	\$23,325
Terrell	0.0	\$0
Twiggs	0.0	\$0
Upson	0.0	\$0
Washington	0.0	\$0
Webster	2.0	\$2,200
Wilcox	0.0	\$0
Wilkinson	0.0	\$0
<b>Turnip Roots</b>	<b>156</b>	<b>\$162,262</b>

## Watermelon

County	Acres	Farm Gate Value
Bibb	0.0	\$0
Bleckley	9.0	\$1,035
Chattahoo.	0.0	\$0
Clay	7.0	\$2,818
Crawford	10.0	\$8,625
Crisp	4,500.0	\$12,161,250
Dodge	1,650.0	\$2,990,000
Dooly	724.9	\$2,084,088
Harris	6.0	\$12,593
Houston	10.0	\$7,188
Johnson	0.0	\$0
Lamar	50.0	\$64,688
Laurens	245.0	\$704,375
Macon	100.0	\$108,531
Marion	1,000.0	\$1,667,500
Muscogee	0.0	\$0
Peach	0.0	\$0
Pike	25.0	\$71,875
Pulaski	900.0	\$1,466,250
Quitman	0.0	\$0
Randolph	0.0	\$0
Schley	40.0	\$46,000
Stewart	105.2	\$139,127
Sumter	800.0	\$2,012,500
Talbot	0.0	\$0
Taylor	1,165.0	\$2,140,438
Terrell	20.0	\$34,500
Twiggs	19.0	\$32,775
Upson	0.0	\$0
Washington	60.0	\$75,900
Webster	65.0	\$85,963
Wilcox	3,600.0	\$5,778,750
Wilkinson	16.0	\$46,000
<b>Watermelon</b>	<b>15,127</b>	<b>\$31,742,766</b>

State Total

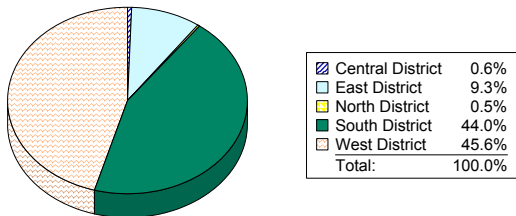
\$355,737

State Total

\$73,454,791

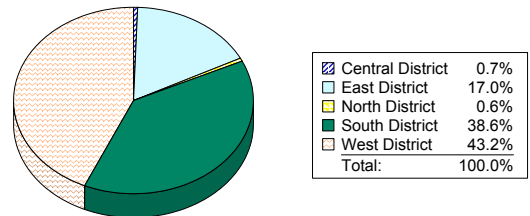
Extension District % of State Value

For Turnip Roots



Extension District % of State Value

For Watermelon



# West District

## Winter Squash

County	Acres	Farm Gate Value
Bibb	0.0	\$0
Bleckley	0.0	\$0
Chattahoo.	0.0	\$0
Clay	0.0	\$0
Crawford	0.0	\$0
Crisp	50.0	\$35,000
Dodge	0.0	\$0
Dooly	0.0	\$0
Harris	0.0	\$0
Houston	0.0	\$0
Johnson	2.5	\$4,200
Lamar	0.0	\$0
Laurens	0.0	\$0
Macon	0.0	\$0
Marion	0.0	\$0
Muscogee	0.0	\$0
Peach	0.0	\$0
Pike	0.0	\$0
Pulaski	0.0	\$0
Quitman	0.0	\$0
Randolph	0.0	\$0
Schley	0.0	\$0
Stewart	0.0	\$0
Sumter	0.0	\$0
Talbot	0.0	\$0
Taylor	0.0	\$0
Terrell	0.0	\$0
Twiggs	0.0	\$0
Upton	0.0	\$0
Washington	0.0	\$0
Webster	0.0	\$0
Wilcox	0.0	\$0
Wilkinson	0.0	\$0
<b>Winter Squash</b>	<b>53</b>	<b>\$39,200</b>

## Yellow Squash

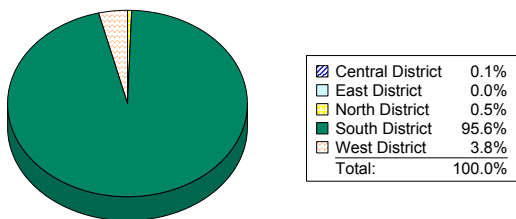
County	Acres	Farm Gate Value
Bibb	0.0	\$0
Bleckley	0.0	\$0
Chattahoo.	0.0	\$0
Clay	0.0	\$0
Crawford	4.0	\$3,100
Crisp	0.0	\$0
Dodge	35.0	\$54,250
Dooly	6.0	\$9,300
Harris	1.0	\$2,325
Houston	8.5	\$18,116
Johnson	0.0	\$0
Lamar	15.0	\$30,031
Laurens	11.0	\$12,788
Macon	145.0	\$195,050
Marion	0.0	\$0
Muscogee	0.0	\$0
Peach	0.0	\$0
Pike	10.0	\$25,188
Pulaski	0.0	\$0
Quitman	0.0	\$0
Randolph	0.0	\$0
Schley	0.0	\$0
Stewart	0.0	\$0
Sumter	240.0	\$549,000
Talbot	0.0	\$0
Taylor	1.0	\$775
Terrell	0.0	\$0
Twiggs	0.0	\$0
Upton	0.0	\$0
Washington	10.0	\$23,100
Webster	19.0	\$760
Wilcox	0.0	\$0
Wilkinson	0.0	\$0
<b>Yellow Squash</b>	<b>506</b>	<b>\$923,782</b>

**State Total \$1,035,300**

**State Total \$29,144,872**

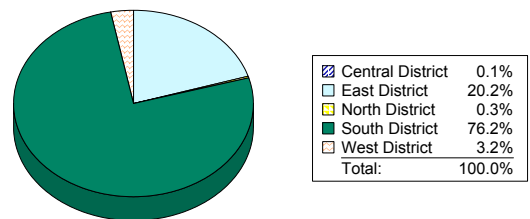
**Extension District % of State Value**

For Winter Squash



**Extension District % of State Value**

For Yellow Squash



# West District

## Zucchini

County	Acres	Farm Gate Value
Bibb	0.0	\$0
Bleckley	0.0	\$0
Chattahoo.	0.0	\$0
Clay	0.0	\$0
Crawford	0.0	\$0
Crisp	0.0	\$0
Dodge	0.0	\$0
Dooly	0.0	\$0
Harris	0.5	\$1,051
Houston	0.0	\$0
Johnson	0.0	\$0
Lamar	0.0	\$0
Laurens	0.0	\$0
Macon	15.0	\$25,800
Marion	0.0	\$0
Muscogee	0.0	\$0
Peach	0.0	\$0
Pike	0.0	\$0
Pulaski	0.0	\$0
Quitman	0.0	\$0
Randolph	0.0	\$0
Schley	0.0	\$0
Stewart	0.0	\$0
Sumter	175.0	\$484,750
Talbot	0.0	\$0
Taylor	0.0	\$0
Terrell	0.0	\$0
Twiggs	0.0	\$0
Upson	0.0	\$0
Washington	0.0	\$0
Webster	2.0	\$44
Wilcox	0.0	\$0
Wilkinson	0.0	\$0
<b>Zucchini</b>	<b>193</b>	<b>\$511,645</b>

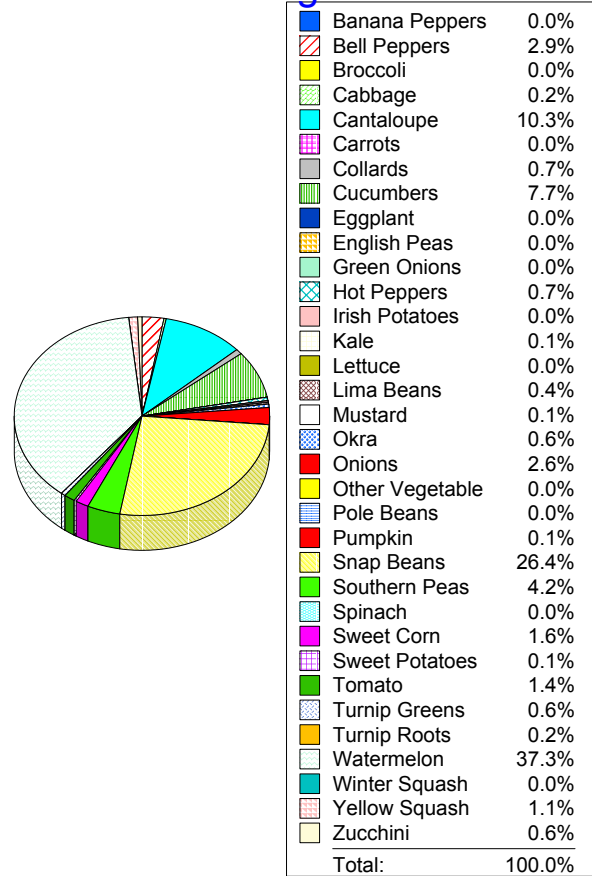
State Total

\$18,429,985

Vegetables  
West District

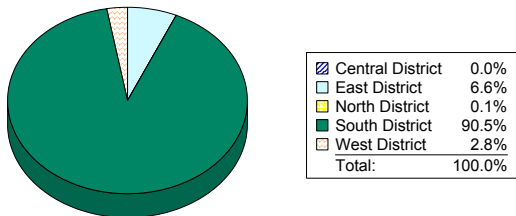
\$85,021,290

## District Commodity Category Breakdown For Vegetables



### Extension District % of State Value

For  
Zucchini



# West District

## Ornamental Horticulture

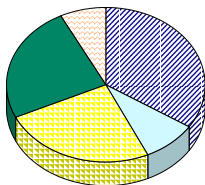
### Container Nursery

County	Acres	Price	Farm Gate Value
Bibb	3.0	\$39,000	\$117,000
Bleckley	0.0	\$0	\$0
Chattahoo.	0.0	\$0	\$0
Clay	4.0	\$39,000	\$156,000
Crawford	13.0	\$39,000	\$507,000
Crisp	3.5	\$39,000	\$136,500
Dodge	5.0	\$39,000	\$195,000
Dooly	0.0	\$0	\$0
Harris	35.0	\$39,000	\$1,365,000
Houston	1.0	\$39,000	\$39,000
Johnson	4.0	\$45,000	\$180,000
Lamar	50.0	\$39,000	\$1,950,000
Laurens	1.0	\$39,000	\$39,000
Macon	7.0	\$39,000	\$273,000
Marion	0.0	\$0	\$0
Muscogee	0.0	\$0	\$0
Peach	40.0	\$39,000	\$1,560,000
Pike	100.0	\$39,000	\$3,900,000
Pulaski	0.0	\$0	\$0
Quitman	0.0	\$0	\$0
Randolph	15.0	\$39,000	\$585,000
Schley	0.0	\$0	\$0
Stewart	1.5	\$39,000	\$58,500
Sumter	7.0	\$39,000	\$273,000
Talbot	0.0	\$0	\$0
Taylor	3.0	\$39,000	\$117,000
Terrell	1.0	\$39,000	\$39,000
Twiggs	1.0	\$39,000	\$39,000
Upton	0.0	\$0	\$0
Washington	1.0	\$39,000	\$39,000
Webster	0.0	\$0	\$0
Wilcox	0.0	\$0	\$0
Wilkinson	0.0	\$0	\$0
<b>Container Nursery</b>	<b>296</b>		<b>\$11,568,000</b>

**State Total \$155,665,050**

### Extension District % of State Value

For Container Nursery



Central District	34.2%
East District	8.9%
North District	24.9%
South District	24.6%
West District	7.4%
<b>Total:</b>	<b>100.0%</b>

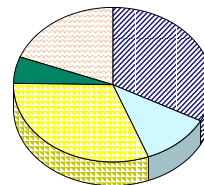
### Field Nursery

County	Acres	Price	Farm Gate Value
Bibb	0.0	\$0	\$0
Bleckley	0.0	\$0	\$0
Chattahoo.	0.0	\$0	\$0
Clay	0.0	\$0	\$0
Crawford	150.0	\$9,995	\$1,499,250
Crisp	1.6	\$9,995	\$15,992
Dodge	0.0	\$0	\$0
Dooly	10.0	\$9,995	\$99,950
Harris	10.0	\$9,995	\$99,950
Houston	1.0	\$9,995	\$9,995
Johnson	0.0	\$0	\$0
Lamar	400.0	\$9,995	\$3,998,000
Laurens	1.0	\$9,995	\$9,995
Macon	0.0	\$0	\$0
Marion	0.0	\$0	\$0
Muscogee	0.0	\$0	\$0
Peach	20.0	\$9,995	\$199,900
Pike	500.0	\$9,995	\$4,997,500
Pulaski	3.0	\$9,995	\$29,985
Quitman	0.0	\$0	\$0
Randolph	0.0	\$0	\$0
Schley	0.0	\$0	\$0
Stewart	0.0	\$0	\$0
Sumter	0.0	\$0	\$0
Talbot	1.0	\$9,995	\$9,995
Taylor	21.0	\$9,995	\$209,895
Terrell	0.0	\$0	\$0
Twiggs	0.0	\$0	\$0
Upton	5.0	\$9,995	\$49,975
Washington	10.0	\$9,995	\$99,950
Webster	0.0	\$0	\$0
Wilcox	0.0	\$0	\$0
Wilkinson	0.0	\$0	\$0
<b>Field Nursery</b>	<b>1,134</b>		<b>\$11,330,332</b>

**State Total \$58,842,159**

### Extension District % of State Value

For Field Nursery



Central District	32.7%
East District	11.5%
North District	31.0%
South District	5.5%
West District	19.3%
<b>Total:</b>	<b>100.0%</b>

# West District

## Greenhouse

County	Sq. Feet	Price	Farm Gate Value
Bibb	45,000.0	\$9.50	\$427,500
Bleckley	0.0	\$0.00	\$0
Chattahoo.	0.0	\$0.00	\$0
Clay	0.0	\$0.00	\$0
Crawford	100,000.0	\$9.50	\$950,000
Crisp	21,000.0	\$9.50	\$199,500
Dodge	7,500.0	\$9.50	\$71,250
Dooly	50,000.0	\$9.50	\$475,000
Harris	41,000.0	\$9.50	\$389,500
Houston	22,500.0	\$9.50	\$213,750
Johnson	3,960.0	\$9.50	\$37,620
Lamar	30,000.0	\$9.50	\$285,000
Laurens	134,800.0	\$9.50	\$1,280,600
Macon	18,000.0	\$9.50	\$171,000
Marion	0.0	\$0.00	\$0
Muscogee	0.0	\$0.00	\$0
Peach	80,000.0	\$9.50	\$760,000
Pike	200,000.0	\$9.50	\$1,900,000
Pulaski	0.0	\$0.00	\$0
Quitman	0.0	\$0.00	\$0
Randolph	15,000.0	\$9.50	\$142,500
Schley	0.0	\$0.00	\$0
Stewart	4,800.0	\$9.50	\$45,600
Sumter	155,400.0	\$9.50	\$1,476,300
Talbot	2,160.0	\$9.50	\$20,520
Taylor	18,250.0	\$9.50	\$173,375
Terrell	0.0	\$0.00	\$0
Twiggs	0.0	\$0.00	\$0
Upton	75,000.0	\$9.50	\$712,500
Washington	15,000.0	\$9.50	\$142,500
Webster	25,000.0	\$9.50	\$237,500
Wilcox	8,000.0	\$9.50	\$76,000
Wilkinson	0.0	\$0.00	\$0
<b>Green house</b>	<b>1,072,370</b>		<b>\$10,187,515</b>

State Total

\$184,854,763

## Miscellaneous Ornamental Horticulture

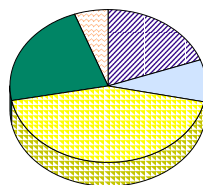
County	Farm Gate Value
Bibb	\$0
Bleckley	\$0
Chattahoo.	\$0
Clay	\$0
Crawford	\$0
Crisp	\$0
Dodge	\$0
Dooly	\$0
Harris	\$0
Houston	\$0
Johnson	\$0
Lamar	\$0
Laurens	\$22,869
Macon	\$0
Marion	\$0
Muscogee	\$0
Peach	\$0
Pike	\$0
Pulaski	\$0
Quitman	\$0
Randolph	\$0
Schley	\$0
Stewart	\$0
Sumter	\$0
Talbot	\$0
Taylor	\$0
Terrell	\$0
Twiggs	\$0
Upton	\$0
Washington	\$0
Webster	\$0
Wilcox	\$0
Wilkinson	\$0
<b>Miscellaneous Ornamental Horticulture</b>	<b>\$22,869</b>

State Total

\$3,833,869

Extension District % of State Value

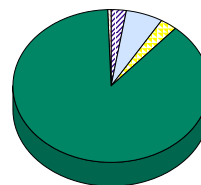
For Greenhouse



Central District	19.5%
East District	8.8%
North District	43.5%
South District	22.6%
West District	5.5%
<b>Total:</b>	<b>100.0%</b>

Extension District % of State Value

For Miscellaneous Ornamental Horticulture



Central District	2.6%
East District	6.1%
North District	2.7%
South District	88.0%
West District	0.6%
<b>Total:</b>	<b>100.0%</b>



# West District

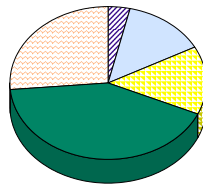
## Turfgrass

County	Acres	Yield	Price	Farm Gate Value
Bibb	0.0	0.0	\$0	\$0
Bleckley	0.0	0.0	\$0	\$0
Chattahoo.	0.0	0.0	\$0	\$0
Clay	0.0	0.0	\$0	\$0
Crawford	750.0	1.0	\$4,100	\$2,060,250
Crisp	26.0	1.0	\$4,100	\$71,422
Dodge	500.0	1.0	\$4,100	\$1,373,500
Dooly	215.0	1.0	\$4,100	\$590,605
Harris	118.0	1.0	\$4,100	\$324,146
Houston	300.0	1.0	\$4,100	\$824,100
Johnson	0.0	0.0	\$0	\$0
Lamar	0.0	0.0	\$0	\$0
Laurens	440.0	1.0	\$4,100	\$1,208,680
Macon	2,600.0	1.0	\$4,100	\$7,142,200
Marion	0.0	0.0	\$0	\$0
Muscogee	0.0	0.0	\$0	\$0
Peach	1,423.0	1.0	\$4,100	\$3,908,981
Pike	200.0	1.0	\$4,100	\$549,400
Pulaski	150.0	1.0	\$4,100	\$412,050
Quitman	0.0	0.0	\$0	\$0
Randolph	0.0	0.0	\$0	\$0
Schley	70.0	1.0	\$4,100	\$192,290
Stewart	0.0	0.0	\$0	\$0
Sumter	1,550.0	1.0	\$4,100	\$4,257,850
Talbot	0.0	0.0	\$0	\$0
Taylor	375.0	1.0	\$4,100	\$1,030,125
Terrell	230.0	1.0	\$4,100	\$631,810
Twiggs	0.0	0.0	\$0	\$0
Upson	0.0	0.0	\$0	\$0
Washington	1,100.0	1.0	\$4,100	\$3,021,700
Webster	10.0	1.0	\$4,100	\$27,470
Wilcox	100.0	1.0	\$4,100	\$274,700
Wilkinson	0.0	0.0	\$0	\$0
<b>Turfgrass</b>	<b>10,157</b>			<b>\$27,901,279</b>

State Total

\$105,562,782

### Extension District % of State Value For Turfgrass

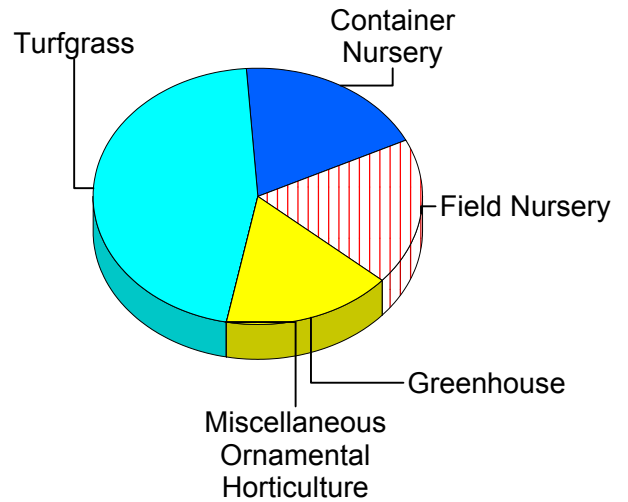


Central District	3.5%
East District	13.8%
North District	14.4%
South District	41.8%
West District	26.4%
Total	100.0%

## Ornamental Horticulture West District

\$61,009,995

## District Commodity Category Breakdown For Ornamental Horticulture



Container Nursery	19.0%
Field Nursery	18.6%
Greenhouse	16.7%
Miscellaneous Ornamental Horticulture	0.0%
Turfgrass	45.7%
Total:	100.0%

# West District

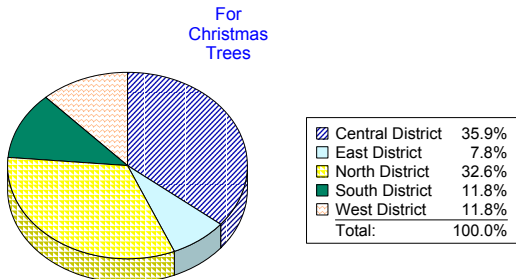
## Forestry and Related Products

### Christmas Trees

County	Acres	Yield	Price	Farm Gate Value
Bibb	0.0	0.0	\$0	\$0
Bleckley	0.0	0.0	\$0	\$0
Chattahoo.	0.0	0.0	\$0	\$0
Clay	0.0	0.0	\$0	\$0
Crawford	5.0	0.0	\$10,656	\$13,320
Crisp	25.0	0.0	\$10,656	\$66,600
Dodge	5.0	0.0	\$10,656	\$13,320
Dooly	10.0	0.0	\$10,656	\$26,640
Harris	15.0	0.0	\$10,656	\$39,960
Houston	0.0	0.0	\$0	\$0
Johnson	0.0	0.0	\$0	\$0
Lamar	50.0	0.0	\$10,656	\$133,200
Laurens	35.0	0.0	\$10,656	\$93,240
Macon	0.0	0.0	\$0	\$0
Marion	0.0	0.0	\$0	\$0
Muscogee	0.0	0.0	\$0	\$0
Peach	25.0	0.0	\$10,656	\$66,600
Pike	50.0	0.0	\$10,656	\$133,200
Pulaski	20.0	0.0	\$10,656	\$53,280
Quitman	0.0	0.0	\$0	\$0
Randolph	0.0	0.0	\$0	\$0
Schley	5.0	0.0	\$10,656	\$13,320
Stewart	0.0	0.0	\$0	\$0
Sumter	10.0	0.0	\$10,656	\$26,640
Talbot	0.0	0.0	\$0	\$0
Taylor	0.0	0.0	\$0	\$0
Terrell	0.0	0.0	\$0	\$0
Twiggs	10.0	400.0	\$25	\$100,000
Upson	20.0	0.0	\$10,656	\$53,280
Washington	0.0	0.0	\$0	\$0
Webster	2.0	0.0	\$10,656	\$5,328
Wilcox	10.0	0.0	\$10,656	\$26,640
Wilkinson	0.0	0.0	\$0	\$0
<b>Christmas Trees</b>	<b>297</b>			<b>\$864,568</b>

**State Total \$7,300,840**

**Extension District % of State Value**

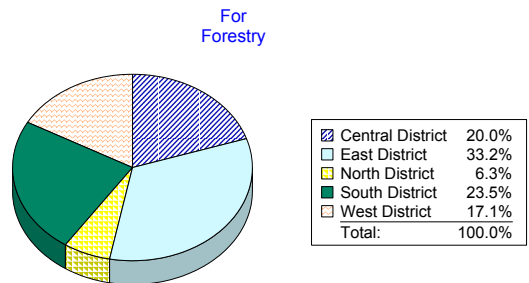


### Forestry

County	Farm Gate Value
Bibb	\$28,010
Bleckley	\$1,150,000
Chattahoo.	\$1,200,000
Clay	\$856,128
Crawford	\$701,778
Crisp	\$1,579,651
Dodge	\$9,500,000
Dooly	\$1,721,749
Harris	\$5,658,342
Houston	\$69,648
Johnson	\$4,610,570
Lamar	\$1,363,048
Laurens	\$8,714,437
Macon	\$2,000,000
Marion	\$3,985,092
Muscogee	\$250,000
Peach	\$202,000
Pike	\$906,639
Pulaski	\$2,050,727
Quitman	\$2,390,681
Randolph	\$12,134,036
Schley	\$1,420,229
Stewart	\$11,593,276
Sumter	\$2,385,632
Talbot	\$1,500,000
Taylor	\$1,838,170
Terrell	\$2,994,220
Twiggs	\$6,678,235
Upson	\$1,516,560
Washington	\$10,971,953
Webster	\$250,000
Wilcox	\$5,559,497
Wilkinson	\$9,989,463
<b>Forestry</b>	<b>\$117,769,771</b>

**State Total \$690,026,490**

**Extension District % of State Value**



# West District

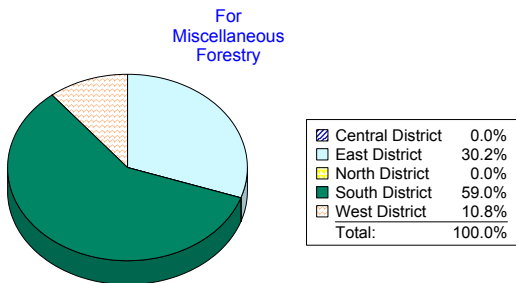
## Miscellaneous Forestry

County	Farm Gate Value
Bibb	\$0
Bleckley	\$0
Chattahoo.	\$0
Clay	\$0
Crawford	\$0
Crisp	\$0
Dodge	\$0
Dooly	\$0
Harris	\$0
Houston	\$0
Johnson	\$0
Lamar	\$0
Laurens	\$800,000
Macon	\$0
Marion	\$0
Muscogee	\$0
Peach	\$0
Pike	\$0
Pulaski	\$0
Quitman	\$0
Randolph	\$0
Schley	\$0
Stewart	\$0
Sumter	\$432,000
Talbot	\$0
Taylor	\$0
Terrell	\$0
Twiggs	\$0
Upton	\$0
Washington	\$25,000
Webster	\$0
Wilcox	\$0
Wilkinson	\$0
<b>Miscellaneous Forestry</b>	<b>\$1,257,000</b>

State Total

\$11,622,900

Extension District % of State Value



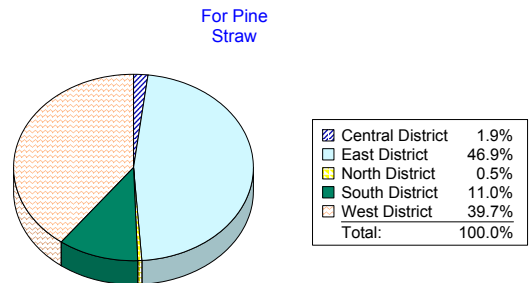
## Pine Straw

County	Acres	Price	Farm Gate Value
Bibb	0.0	\$35.00	\$0
Bleckley	3,000.0	\$35.00	\$105,000
Chattahoo.	0.0	\$35.00	\$0
Clay	0.0	\$35.00	\$0
Crawford	40.0	\$35.00	\$1,400
Crisp	100.0	\$35.00	\$3,500
Dodge	30,000.0	\$35.00	\$1,050,000
Dooly	0.0	\$35.00	\$0
Harris	1,500.0	\$35.00	\$52,500
Houston	0.0	\$35.00	\$0
Johnson	22,220.0	\$35.00	\$777,700
Lamar	5,000.0	\$35.00	\$175,000
Laurens	50,500.0	\$35.00	\$1,767,500
Macon	500.0	\$35.00	\$17,500
Marion	4,000.0	\$35.00	\$140,000
Muscogee	0.0	\$35.00	\$0
Peach	0.0	\$35.00	\$0
Pike	5,000.0	\$35.00	\$175,000
Pulaski	1,500.0	\$35.00	\$52,500
Quitman	0.0	\$35.00	\$0
Randolph	0.0	\$35.00	\$0
Schley	40.0	\$35.00	\$1,400
Stewart	0.0	\$35.00	\$0
Sumter	200.0	\$35.00	\$7,000
Talbot	0.0	\$35.00	\$0
Taylor	1,500.0	\$50.00	\$75,000
Terrell	1,000.0	\$35.00	\$35,000
Twiggs	375.0	\$52.50	\$19,688
Upton	0.0	\$35.00	\$0
Washington	30,000.0	\$35.00	\$1,050,000
Webster	100.0	\$35.00	\$3,500
Wilcox	3,000.0	\$35.00	\$105,000
Wilkinson	7,000.0	\$80.00	\$560,000
<b>Pine Straw</b>	<b>166,575</b>		<b>\$6,174,188</b>

State Total

\$15,563,253

Extension District % of State Value

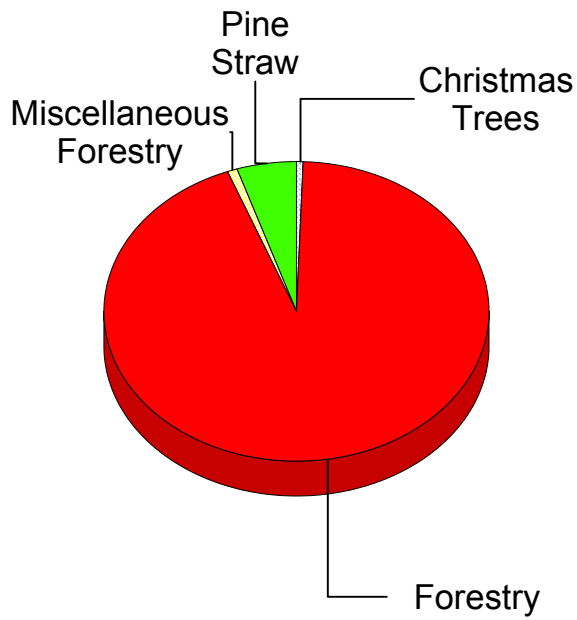






# West District

Forestry and Related Products  
West District \$126,065,527

## District Commodity Category Breakdown

For Forestry and Related  
Products



	Christmas Trees	0.7%
	Forestry	93.4%
	Miscellaneous Forestry	1.0%
	Pine Straw	4.9%
Total:		100.0%

# West District

## Livestock

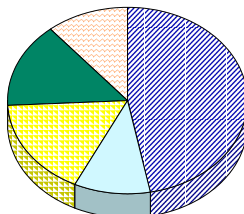
### Beef Cattle Finished Outside County

County	Head	Prod.	Price	Farm Gate Value
Bibb	0	0.00	\$0.00	\$0
Bleckley	0	0.00	\$0.00	\$0
Chattahoo.	0	0.00	\$0.00	\$0
Clay	0	0.00	\$0.00	\$0
Crawford	0	0.00	\$0.00	\$0
Crisp	300	500.00	\$0.69	\$103,500
Dodge	0	0.00	\$0.00	\$0
Dooley	0	0.00	\$0.00	\$0
Harris	580	500.00	\$0.69	\$200,100
Houston	0	0.00	\$0.00	\$0
Johnson	0	0.00	\$0.00	\$0
Lamar	500	500.00	\$0.69	\$172,500
Laurens	0	0.00	\$0.00	\$0
Macon	50	500.00	\$0.69	\$17,250
Marion	0	0.00	\$0.00	\$0
Muscogee	0	0.00	\$0.00	\$0
Peach	0	0.00	\$0.00	\$0
Pike	240	500.00	\$0.69	\$82,800
Pulaski	0	0.00	\$0.00	\$0
Quitman	130	500.00	\$0.69	\$44,850
Randolph	150	500.00	\$0.69	\$51,750
Schley	0	0.00	\$0.00	\$0
Stewart	0	0.00	\$0.00	\$0
Sumter	0	0.00	\$0.00	\$0
Talbot	0	0.00	\$0.00	\$0
Taylor	80	500.00	\$0.69	\$27,600
Terrell	0	0.00	\$0.00	\$0
Twiggs	0	0.00	\$0.00	\$0
Upson	1,500	500.00	\$0.69	\$517,500
Washington	0	0.00	\$0.00	\$0
Webster	0	0.00	\$0.00	\$0
Wilcox	0	0.00	\$0.00	\$0
Wilkinson	0	0.00	\$0.00	\$0
<b>Beef Outside Co.</b>	<b>3,530</b>			<b>\$1,217,850</b>

**State Total \$11,019,175**

#### Extension District % of State Value

For Beef Cattle Finished Outside County



Central District	46.9%
East District	10.3%
North District	16.8%
South District	14.9%
West District	11.1%
Total	100.0%

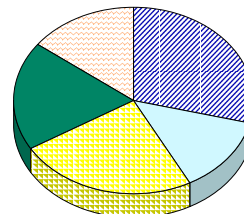
### Beef Cows

County	Head	Prod.	Price	Farm Gate Value
Bibb	900	373.50	\$0.94	\$315,981
Bleckley	3,300	373.50	\$0.94	\$1,158,597
Chattahoo.	50	373.50	\$0.94	\$17,555
Clay	6,500	373.50	\$0.94	\$2,282,085
Crawford	2,100	373.50	\$0.94	\$737,289
Crisp	4,000	373.50	\$0.94	\$1,404,360
Dodge	8,000	373.50	\$0.94	\$2,808,720
Dooley	2,200	373.50	\$0.94	\$772,398
Harris	3,750	373.50	\$0.94	\$1,316,588
Houston	4,200	373.50	\$0.94	\$1,474,578
Johnson	5,500	373.50	\$0.94	\$1,930,995
Lamar	6,000	373.50	\$0.94	\$2,106,540
Laurens	7,700	373.50	\$0.94	\$2,703,393
Macon	2,500	373.50	\$0.94	\$877,725
Marion	5,000	373.50	\$0.94	\$1,755,450
Muscogee	300	270.00	\$0.94	\$76,140
Peach	800	373.50	\$0.94	\$280,872
Pike	7,300	373.50	\$0.94	\$2,562,957
Pulaski	900	373.50	\$0.94	\$315,981
Quitman	1,000	373.50	\$0.94	\$351,090
Randolph	5,500	373.50	\$0.94	\$1,930,995
Schley	1,000	373.50	\$0.94	\$351,090
Stewart	1,300	373.50	\$0.94	\$456,417
Sumter	3,500	373.50	\$0.94	\$1,228,815
Talbot	6,500	373.50	\$0.94	\$2,282,085
Taylor	3,200	373.50	\$0.94	\$1,123,488
Terrell	1,000	373.50	\$0.94	\$351,090
Twiggs	2,250	373.50	\$0.94	\$789,953
Upson	3,000	373.50	\$0.94	\$1,053,270
Washington	5,600	373.50	\$0.94	\$1,966,104
Webster	900	373.50	\$0.94	\$315,981
Wilcox	10,500	373.50	\$0.94	\$3,686,445
Wilkinson	1,100	373.50	\$0.94	\$386,199
<b>Beef Cows</b>	<b>117,350</b>			<b>\$41,171,225</b>

**State Total \$281,805,942**

#### Extension District % of State Value

For Beef Cows



Central District	29.0%
East District	13.3%
North District	24.2%
South District	18.9%
West District	14.6%
Total	100.0%

# West District

## Beef Stockers

County	Head	Prod.	Price	Farm Gate Value
Bibb	0	0.00	\$0.00	\$0
Bleckley	800	300.00	\$0.79	\$189,600
Chattahoo.	0	0.00	\$0.00	\$0
Clay	900	300.00	\$0.79	\$213,300
Crawford	0	0.00	\$0.00	\$0
Crisp	700	300.00	\$0.79	\$165,900
Dodge	500	300.00	\$0.79	\$118,500
Dooly	600	300.00	\$0.79	\$142,200
Harris	850	300.00	\$0.79	\$201,450
Houston	900	300.00	\$0.79	\$213,300
Johnson	3,000	300.00	\$0.79	\$711,000
Lamar	2,500	300.00	\$0.79	\$592,500
Laurens	2,500	300.00	\$0.79	\$592,500
Macon	500	300.00	\$0.79	\$118,500
Marion	1,500	300.00	\$0.79	\$355,500
Muscogee	0	0.00	\$0.00	\$0
Peach	500	300.00	\$0.79	\$118,500
Pike	3,000	300.00	\$0.79	\$711,000
Pulaski	1,000	300.00	\$0.79	\$237,000
Quitman	600	300.00	\$0.79	\$142,200
Randolph	2,000	300.00	\$0.79	\$474,000
Schley	250	300.00	\$0.79	\$59,250
Stewart	2,800	300.00	\$0.79	\$663,600
Sumter	1,500	300.00	\$0.79	\$355,500
Talbot	0	0.00	\$0.00	\$0
Taylor	250	300.00	\$0.79	\$59,250
Terrell	1,400	300.00	\$0.79	\$331,800
Twiggs	0	0.00	\$0.00	\$0
Upson	2,900	300.00	\$0.79	\$687,300
Washington	2,000	300.00	\$0.79	\$474,000
Webster	2,500	300.00	\$0.79	\$592,500
Wilcox	600	300.00	\$0.79	\$142,200
Wilkinson	800	300.00	\$0.79	\$189,600
<b>Beef Stockers</b>	<b>37,350</b>			<b>\$8,851,950</b>

## Catfish

County	Pond Acres	Prod.	Price	Farm Gate Value
Bibb	0	0.00	\$0.00	\$0
Bleckley	0	0.00	\$0.00	\$0
Chattahoo.	0	0.00	\$0.00	\$0
Clay	0	0.00	\$0.00	\$0
Crawford	45	3,000.00	\$0.74	\$99,900
Crisp	0	0.00	\$0.00	\$0
Dodge	0	0.00	\$0.00	\$0
Dooly	0	0.00	\$0.00	\$0
Harris	7	3,000.00	\$0.74	\$15,540
Houston	0	0.00	\$0.00	\$0
Johnson	17	1,432.00	\$0.74	\$18,015
Lamar	10	2,000.00	\$0.74	\$14,800
Laurens	0	0.00	\$0.00	\$0
Macon	5	3,000.00	\$0.74	\$11,100
Marion	20	1,000.00	\$0.74	\$14,800
Muscogee	0	0.00	\$0.00	\$0
Peach	0	0.00	\$0.00	\$0
Pike	200	2,500.00	\$0.74	\$370,000
Pulaski	0	0.00	\$0.00	\$0
Quitman	0	0.00	\$0.00	\$0
Randolph	0	0.00	\$0.00	\$0
Schley	0	0.00	\$0.00	\$0
Stewart	10	1,432.00	\$0.74	\$10,597
Sumter	0	0.00	\$0.00	\$0
Talbot	50	1,000.00	\$0.74	\$37,000
Taylor	55	1,000.00	\$0.74	\$40,700
Terrell	18	5,277.00	\$0.74	\$70,290
Twiggs	0	0.00	\$0.00	\$0
Upson	200	2,000.00	\$0.85	\$340,000
Washington	20	1,400.00	\$0.74	\$20,720
Webster	0	0.00	\$0.00	\$0
Wilcox	0	0.00	\$0.00	\$0
Wilkinson	4	1,432.00	\$0.74	\$4,239
<b>Catfish</b>	<b>661</b>			<b>\$1,067,700</b>

State Total

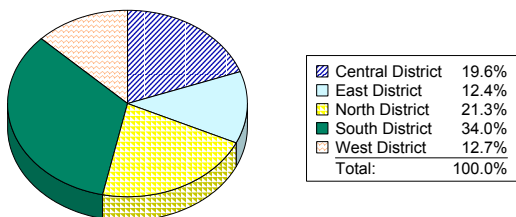
\$69,963,822

State Total

\$5,488,959

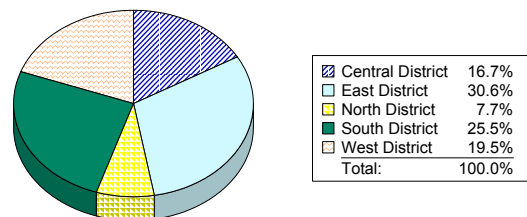
Extension District % of State Value

For Beef Stockers



Extension District % of State Value

For Catfish



# West District

## Dairy

County	Head	Prod.	Price	Farm Gate Value
Bibb	300	16000	\$0.17	\$812,640
Bleckley	0	0	\$0.00	\$0
Chattahoo.	0	0	\$0.00	\$0
Clay	0	0	\$0.00	\$0
Crawford	180	15900	\$0.17	\$484,537
Crisp	0	0	\$0.00	\$0
Dodge	0	0	\$0.00	\$0
Dooly	420	16500	\$0.17	\$1,173,249
Harris	0	0	\$0.00	\$0
Houston	900	17000	\$0.17	\$2,590,290
Johnson	0	0	\$0.00	\$0
Lamar	1,100	16500	\$0.15	\$2,758,800
Laurens	500	17200	\$0.17	\$1,455,980
Macon	9,600	18500	\$0.17	\$30,067,680
Marion	50	18000	\$0.15	\$136,800
Muscogee	0	0	\$0.00	\$0
Peach	1,000	17500	\$0.17	\$2,962,750
Pike	400	16500	\$0.15	\$1,003,200
Pulaski	0	0	\$0.00	\$0
Quitman	0	0	\$0.00	\$0
Randolph	325	13000	\$0.17	\$715,293
Schley	0	0	\$0.00	\$0
Stewart	0	0	\$0.00	\$0
Sumter	1,410	23506	\$0.17	\$5,611,188
Talbot	370	14000	\$0.15	\$787,360
Taylor	0	0	\$0.00	\$0
Terrell	0	0	\$0.00	\$0
Twiggs	0	0	\$0.00	\$0
Upton	700	16500	\$0.15	\$1,755,600
Washington	550	16500	\$0.17	\$1,536,398
Webster	0	0	\$0.00	\$0
Wilcox	850	16000	\$0.17	\$2,302,480
Wilkinson	0	0	\$0.00	\$0
<b>Dairy</b>	<b>18,655</b>			<b>\$56,154,243</b>

## Goats

County	Head	Prod.	Price	Farm Gate Value
Bibb	0	0.00	\$0.00	\$0
Bleckley	0	0.00	\$0.00	\$0
Chattahoo.	0	0.00	\$0.00	\$0
Clay	500	1.25	\$50.00	\$31,250
Crawford	150	1.25	\$35.00	\$6,563
Crisp	500	1.25	\$35.00	\$21,875
Dodge	250	1.25	\$35.00	\$10,938
Dooly	250	1.25	\$35.00	\$10,938
Harris	280	1.25	\$35.00	\$12,250
Houston	300	1.25	\$35.00	\$13,125
Johnson	2,100	1.25	\$35.00	\$91,875
Lamar	450	1.25	\$35.00	\$19,688
Laurens	5,000	1.25	\$35.00	\$218,750
Macon	500	1.25	\$35.00	\$21,875
Marion	4,000	1.25	\$35.00	\$175,000
Muscogee	0	0.00	\$0.00	\$0
Peach	150	1.25	\$35.00	\$6,563
Pike	500	1.25	\$35.00	\$21,875
Pulaski	50	1.25	\$35.00	\$2,188
Quitman	300	1.25	\$60.00	\$22,500
Randolph	250	1.25	\$60.00	\$18,750
Schley	0	0.00	\$0.00	\$0
Stewart	175	1.25	\$35.00	\$7,656
Sumter	0	0.00	\$0.00	\$0
Talbot	75	1.25	\$35.00	\$3,281
Taylor	600	1.25	\$35.00	\$26,250
Terrell	200	1.25	\$35.00	\$8,750
Twiggs	450	1.25	\$35.00	\$19,688
Upton	800	1.25	\$35.00	\$35,000
Washington	3,500	1.25	\$35.00	\$153,125
Webster	150	1.25	\$35.00	\$6,563
Wilcox	400	1.25	\$35.00	\$17,500
Wilkinson	800	1.25	\$35.00	\$35,000
<b>Goats</b>	<b>22,680</b>			<b>\$1,018,813</b>

State Total

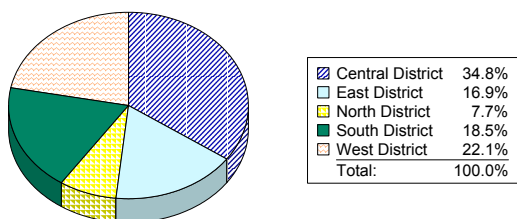
\$254,294,780

State Total

\$4,512,069

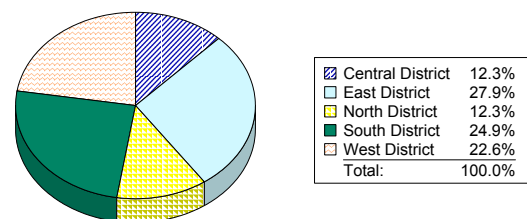
Extension District % of State Value

For Dairy



Extension District % of State Value

For Goats



# West District

## Horses - Board, Breed, Train

County	Head	Price	Farm Gate Value
Bibb	1,765	\$3,000	\$5,295,000
Bleckley	0	\$0	\$0
Chattahoo.	0	\$0	\$0
Clay	0	\$0	\$0
Crawford	20	\$3,000	\$60,000
Crisp	30	\$3,000	\$90,000
Dodge	0	\$0	\$0
Dooly	15	\$3,000	\$45,000
Harris	260	\$3,000	\$780,000
Houston	250	\$3,000	\$750,000
Johnson	10	\$3,000	\$30,000
Lamar	150	\$3,000	\$450,000
Laurens	924	\$3,000	\$2,772,000
Macon	0	\$0	\$0
Marion	300	\$3,000	\$900,000
Muscogee	350	\$3,000	\$1,050,000
Peach	300	\$3,000	\$900,000
Pike	300	\$3,000	\$900,000
Pulaski	105	\$3,000	\$315,000
Quitman	0	\$0	\$0
Randolph	25	\$3,000	\$75,000
Schley	0	\$0	\$0
Stewart	30	\$3,000	\$90,000
Sumter	100	\$3,000	\$300,000
Talbot	134	\$3,000	\$402,000
Taylor	0	\$0	\$0
Terrell	441	\$3,000	\$1,323,000
Twiggs	10	\$3,000	\$30,000
Upson	0	\$0	\$0
Washington	30	\$3,000	\$90,000
Webster	50	\$3,000	\$150,000
Wilcox	0	\$0	\$0
Wilkinson	0	\$0	\$0

Horses - 5,599  
Board, Breed, Train

State Total \$94,581,000

## Horses - Raised

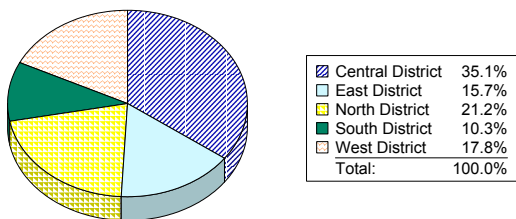
County	Head	Price	Farm Gate Value
Bibb	0	\$0	\$0
Bleckley	0	\$0	\$0
Chattahoo.	20	\$2,000	\$40,000
Clay	75	\$2,000	\$150,000
Crawford	20	\$2,000	\$40,000
Crisp	25	\$2,000	\$50,000
Dodge	300	\$2,000	\$600,000
Dooly	25	\$2,000	\$50,000
Harris	315	\$2,000	\$630,000
Houston	0	\$0	\$0
Johnson	50	\$2,000	\$100,000
Lamar	100	\$2,000	\$200,000
Laurens	150	\$2,000	\$300,000
Macon	20	\$2,000	\$40,000
Marion	50	\$2,000	\$100,000
Muscogee	100	\$2,000	\$200,000
Peach	100	\$2,000	\$200,000
Pike	100	\$2,000	\$200,000
Pulaski	30	\$2,000	\$60,000
Quitman	30	\$2,000	\$60,000
Randolph	125	\$2,000	\$250,000
Schley	0	\$0	\$0
Stewart	30	\$2,000	\$60,000
Sumter	200	\$2,000	\$400,000
Talbot	0	\$0	\$0
Taylor	15	\$2,000	\$30,000
Terrell	500	\$2,000	\$1,000,000
Twiggs	10	\$2,000	\$20,000
Upson	0	\$0	\$0
Washington	200	\$2,000	\$400,000
Webster	30	\$2,000	\$60,000
Wilcox	40	\$2,000	\$80,000
Wilkinson	150	\$2,000	\$300,000

Horses - 2,810  
Raised

State Total \$75,396,000

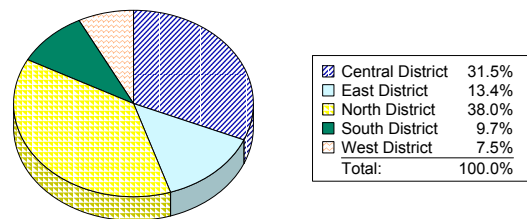
Extension District % of State Value

For Horses - Board, Breed, Train



Extension District % of State Value

For Horses - Raised





# West District

## Miscellaneous Livestock

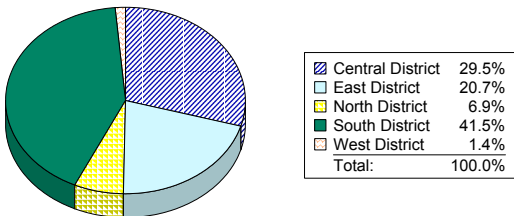
County	Farm Gate Value
Bibb	\$0
Bleckley	\$0
Chattahoo.	\$0
Clay	\$0
Crawford	\$123,000
Crisp	\$0
Dodge	\$0
Dooly	\$0
Harris	\$0
Houston	\$0
Johnson	\$0
Lamar	\$0
Laurens	\$15,000
Macon	\$0
Marion	\$0
Muscogee	\$0
Peach	\$0
Pike	\$30,000
Pulaski	\$150,000
Quitman	\$0
Randolph	\$0
Schley	\$0
Stewart	\$0
Sumter	\$0
Talbot	\$0
Taylor	\$35,000
Terrell	\$0
Twiggs	\$0
Upton	\$68,200
Washington	\$122,000
Webster	\$0
Wilcox	\$0
Wilkinson	\$0
<b>Miscellaneous Livestock</b>	<b>\$543,200</b>
<b>State Total</b>	<b>\$37,803,583</b>

## Pork - Farrow to Finish

County	Head	Prod.	Price	Farm Gate Value
Bibb	0	0.00	\$0.00	\$0
Bleckley	0	0.00	\$0.00	\$0
Chattahoo.	0	0.00	\$0.00	\$0
Clay	1,250	3,675.00	\$0.42	\$1,929,375
Crawford	10	3,675.00	\$0.42	\$15,435
Crisp	400	3,675.00	\$0.42	\$617,400
Dodge	300	3,675.00	\$0.42	\$463,050
Dooly	400	3,675.00	\$0.42	\$617,400
Harris	0	0.00	\$0.00	\$0
Houston	0	0.00	\$0.00	\$0
Johnson	350	3,675.00	\$0.42	\$540,225
Lamar	1,000	3,675.00	\$0.42	\$1,543,500
Laurens	750	3,675.00	\$0.42	\$1,157,625
Macon	25	3,675.00	\$0.42	\$38,588
Marion	300	3,675.00	\$0.42	\$463,050
Muscogee	0	0.00	\$0.00	\$0
Peach	0	0.00	\$0.00	\$0
Pike	0	0.00	\$0.00	\$0
Pulaski	375	3,675.00	\$0.42	\$578,813
Quitman	0	0.00	\$0.00	\$0
Randolph	100	3,675.00	\$0.42	\$154,350
Schley	300	3,675.00	\$0.42	\$463,050
Stewart	1,000	3,675.00	\$0.42	\$1,543,500
Sumter	0	0.00	\$0.00	\$0
Talbot	0	0.00	\$0.00	\$0
Taylor	0	0.00	\$0.00	\$0
Terrell	30	3,675.00	\$0.42	\$46,305
Twiggs	300	3,675.00	\$0.42	\$463,050
Upton	0	0.00	\$0.00	\$0
Washington	60	3,675.00	\$0.42	\$92,610
Webster	200	3,675.00	\$0.42	\$308,700
Wilcox	100	3,675.00	\$0.42	\$154,350
Wilkinson	40	3,675.00	\$0.42	\$61,740
<b>Pork - Farrow to Finish</b>	<b>7,290</b>			<b>\$11,252,115</b>
<b>State Total</b>				<b>\$52,839,518</b>

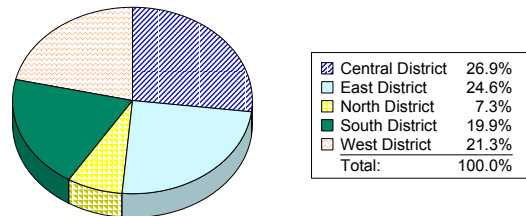
Extension District % of State Value

For Miscellaneous Livestock



Extension District % of State Value

For Pork - Farrow to Finish



# West District

## Pork - Feeder Pigs

County	Head	Prod.	Price	Farm Gate Value
Bibb	0	0.00	\$0.00	\$0
Bleckley	0	0.00	\$0.00	\$0
Chattahoo.	0	0.00	\$0.00	\$0
Clay	0	0.00	\$0.00	\$0
Crawford	0	0.00	\$0.00	\$0
Crisp	3,000	225.00	\$1.65	\$1,113,750
Dodge	0	0.00	\$0.00	\$0
Dooly	100	750.00	\$0.72	\$54,000
Harris	0	0.00	\$0.00	\$0
Houston	0	0.00	\$0.00	\$0
Johnson	100	750.00	\$0.72	\$54,000
Lamar	0	0.00	\$0.00	\$0
Laurens	0	0.00	\$0.00	\$0
Macon	0	0.00	\$0.00	\$0
Marion	0	0.00	\$0.00	\$0
Muscogee	0	0.00	\$0.00	\$0
Peach	0	0.00	\$0.00	\$0
Pike	0	0.00	\$0.00	\$0
Pulaski	0	0.00	\$0.00	\$0
Quitman	0	0.00	\$0.00	\$0
Randolph	300	750.00	\$0.72	\$162,000
Schley	0	0.00	\$0.00	\$0
Stewart	0	0.00	\$0.00	\$0
Sumter	0	0.00	\$0.00	\$0
Talbot	0	0.00	\$0.00	\$0
Taylor	0	0.00	\$0.00	\$0
Terrell	0	0.00	\$0.00	\$0
Twiggs	0	0.00	\$0.00	\$0
Upson	0	0.00	\$0.00	\$0
Washington	20	750.00	\$0.72	\$10,800
Webster	0	0.00	\$0.00	\$0
Wilcox	0	0.00	\$0.00	\$0
Wilkinson	20	750.00	\$0.72	\$10,800
<b>Pork - Feeder</b>	<b>3,540</b>			<b>\$1,405,350</b>

## Pork - Finishing

County	Head	Prod.	Price	Farm Gate Value
Bibb	0	0.00	\$0.00	\$0
Bleckley	0	0.00	\$0.00	\$0
Chattahoo.	0	0.00	\$0.00	\$0
Clay	0	0.00	\$0.00	\$0
Crawford	0	0.00	\$0.00	\$0
Crisp	0	0.00	\$0.00	\$0
Dodge	0	0.00	\$0.00	\$0
Dooly	600	553.50	\$0.42	\$139,482
Harris	0	0.00	\$0.00	\$0
Houston	0	0.00	\$0.00	\$0
Johnson	0	0.00	\$0.00	\$0
Lamar	0	0.00	\$0.00	\$0
Laurens	2,997	553.50	\$0.42	\$696,713
Macon	0	0.00	\$0.00	\$0
Marion	0	0.00	\$0.00	\$0
Muscogee	0	0.00	\$0.00	\$0
Peach	0	0.00	\$0.00	\$0
Pike	0	0.00	\$0.00	\$0
Pulaski	0	0.00	\$0.00	\$0
Quitman	0	0.00	\$0.00	\$0
Randolph	1,000	553.50	\$0.42	\$232,470
Schley	0	0.00	\$0.00	\$0
Stewart	0	0.00	\$0.00	\$0
Sumter	0	0.00	\$0.00	\$0
Talbot	0	0.00	\$0.00	\$0
Taylor	0	0.00	\$0.00	\$0
Terrell	200	553.50	\$0.42	\$46,494
Twiggs	0	0.00	\$0.00	\$0
Upson	0	0.00	\$0.00	\$0
Washington	0	0.00	\$0.00	\$0
Webster	0	0.00	\$0.00	\$0
Wilcox	0	0.00	\$0.00	\$0
Wilkinson	0	0.00	\$0.00	\$0
<b>Pork - Finishing</b>	<b>4,797</b>			<b>\$1,115,159</b>

State Total

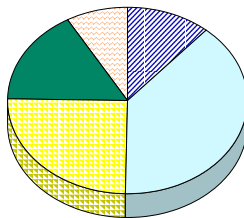
\$16,798,590

State Total

\$22,376,605

Extension District % of State Value

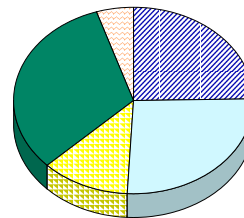
For Pork - Feeder Pigs



Central District	11.4%
East District	38.8%
North District	25.1%
South District	16.3%
West District	8.4%
Total:	100.0%

Extension District % of State Value

For Pork - Finishing



Central District	24.8%
East District	26.2%
North District	11.9%
South District	32.2%
West District	5.0%
Total:	100.0%

# West District

## Quail

County	Head	Price	Farm Gate Value
Bibb	0	\$0.00	\$0
Bleckley	0	\$0.00	\$0
Chattahoo.	0	\$0.00	\$0
Clay	0	\$0.00	\$0
Crawford	0	\$0.00	\$0
Crisp	0	\$0.00	\$0
Dodge	0	\$0.00	\$0
Dooly	0	\$0.00	\$0
Harris	10,000	\$2.85	\$28,500
Houston	0	\$0.00	\$0
Johnson	10,000	\$2.85	\$28,500
Lamar	5,000	\$2.85	\$14,250
Laurens	6,000	\$2.85	\$17,100
Macon	0	\$0.00	\$0
Marion	0	\$0.00	\$0
Muscogee	0	\$0.00	\$0
Peach	400	\$2.85	\$1,140
Pike	0	\$0.00	\$0
Pulaski	1,000	\$2.85	\$2,850
Quitman	0	\$0.00	\$0
Randolph	0	\$0.00	\$0
Schley	0	\$0.00	\$0
Stewart	0	\$0.00	\$0
Sumter	0	\$0.00	\$0
Talbot	0	\$0.00	\$0
Taylor	0	\$0.00	\$0
Terrell	0	\$0.00	\$0
Twiggs	0	\$0.00	\$0
Upton	0	\$0.00	\$0
Washington	20,000	\$2.85	\$57,000
Webster	10,000	\$2.85	\$28,500
Wilcox	0	\$0.00	\$0
Wilkinson	0	\$0.00	\$0
<b>Quail</b>	<b>62,400</b>		<b>\$177,840</b>

## Sheep

County	Head	Prod.	Price	Farm Gate Value
Bibb	0	0.00	\$0.00	\$0
Bleckley	0	0.00	\$0.00	\$0
Chattahoo.	0	0.00	\$0.00	\$0
Clay	0	0.00	\$0.00	\$0
Crawford	0	0.00	\$0.00	\$0
Crisp	0	0.00	\$0.00	\$0
Dodge	0	0.00	\$0.00	\$0
Dooly	0	0.00	\$0.00	\$0
Harris	115	1.25	\$70.00	\$10,063
Houston	0	0.00	\$0.00	\$0
Johnson	60	1.25	\$70.00	\$5,250
Lamar	150	1.25	\$70.00	\$13,125
Laurens	50	1.25	\$70.00	\$4,375
Macon	0	0.00	\$0.00	\$0
Marion	0	0.00	\$0.00	\$0
Muscogee	0	0.00	\$0.00	\$0
Peach	0	0.00	\$0.00	\$0
Pike	100	1.25	\$70.00	\$8,750
Pulaski	0	0.00	\$0.00	\$0
Quitman	0	0.00	\$0.00	\$0
Randolph	0	0.00	\$0.00	\$0
Schley	0	0.00	\$0.00	\$0
Stewart	0	0.00	\$0.00	\$0
Sumter	0	0.00	\$0.00	\$0
Talbot	0	0.00	\$0.00	\$0
Taylor	0	0.00	\$0.00	\$0
Terrell	20	1.25	\$70.00	\$1,750
Twiggs	0	0.00	\$0.00	\$0
Upton	60	1.25	\$70.00	\$5,250
Washington	0	0.00	\$0.00	\$0
Webster	0	0.00	\$0.00	\$0
Wilcox	0	0.00	\$0.00	\$0
Wilkinson	0	0.00	\$0.00	\$0
<b>Sheep</b>	<b>555</b>			<b>\$48,563</b>

State Total

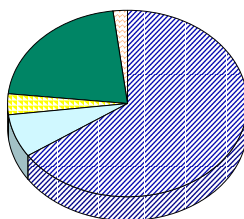
\$8,712,108

State Total

\$381,150

Extension District % of State Value

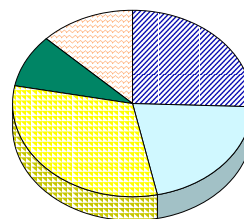
For Quail



Central District	65.6%
East District	7.4%
North District	3.6%
South District	21.4%
West District	2.0%
Total:	100.0%

Extension District % of State Value

For Sheep



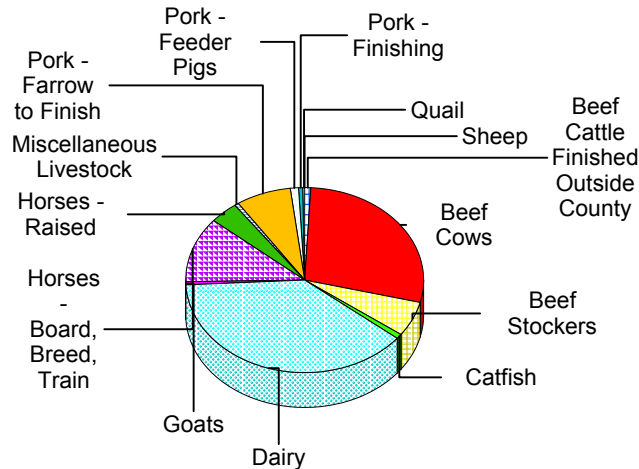
Central District	25.6%
East District	21.1%
North District	31.2%
South District	9.3%
West District	12.7%
Total:	100.0%

# West District

Livestock  
West District

\$146,441,006

## District Commodity Category Breakdown For Livestock



Beef Cattle Finished Outside County	0.8%
Beef Cows	28.1%
Beef Stockers	6.0%
Catfish	0.7%
Dairy	38.3%
Goats	0.7%
Horses - Board, Breed, Train	11.5%
Horses - Raised	3.8%
Miscellaneous Livestock	0.4%
Pork - Farrow to Finish	7.7%
Pork - Feeder Pigs	1.0%
Pork - Finishing	0.8%
Quail	0.1%
Sheep	0.0%
<b>Total:</b>	<b>100.0%</b>

# West District

## Poultry and Eggs

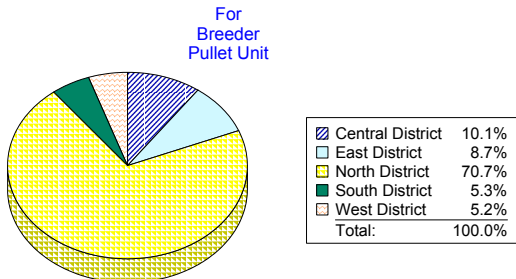
### Breeder Pullet Unit

County	# Houses	Avg. Cap.	Grower Price	Grower Value
Bibb	0	0	12.00	\$0
Bleckley	0	0	12.00	\$0
Chattahoo.	0	0	12.00	\$0
Clay	0	0	12.00	\$0
Crawford	0	0	12.00	\$0
Crisp	0	0	12.00	\$0
Dodge	0	0	12.00	\$0
Dooly	0	0	12.00	\$0
Harris	0	0	12.00	\$0
Houston	0	0	12.00	\$0
Johnson	0	0	12.00	\$0
Lamar	0	0	12.00	\$0
Laurens	0	0	12.00	\$0
Macon	22	20,000	12.00	\$5,280,000
Marion	4	26,000	12.00	\$1,248,000
Muscogee	0	0	12.00	\$0
Peach	0	0	12.00	\$0
Pike	0	0	12.00	\$0
Pulaski	0	0	12.00	\$0
Quitman	0	0	12.00	\$0
Randolph	0	0	12.00	\$0
Schley	0	0	12.00	\$0
Stewart	0	0	12.00	\$0
Sumter	0	0	12.00	\$0
Talbot	0	0	12.00	\$0
Taylor	0	0	12.00	\$0
Terrell	0	0	12.00	\$0
Twiggs	0	0	12.00	\$0
Upson	0	0	12.00	\$0
Washington	0	0	12.00	\$0
Webster	0	0	12.00	\$0
Wilcox	0	0	12.00	\$0
Wilkinson	0	0	12.00	\$0

**Breeder Pullet Unit** **\$6,528,000**

**State Total** **\$126,328,440**

**Extension District % of State Value**



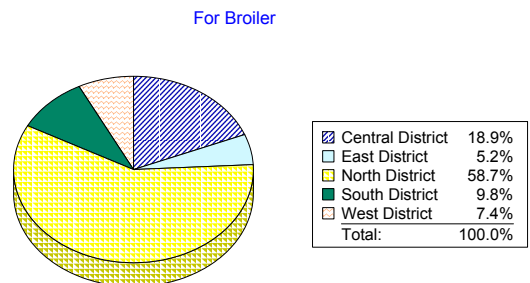
### Broiler (uses a 96% survival rate)

County	# Houses	Avg. Cap.	# Batch	Bird Weight	Grower Price	Grower Value	Integr. Price	Integr. Value
Bibb	14	34,000	5.00	5.00	0.05	\$536,928	0.32	\$3,655,680
Bleckley	0	0	0.00	0.00	0.00	\$0.00		\$0
Chattahoo.	10	23,000	5.50	6.50	0.05	\$370,999	0.32	\$2,525,952
Clay	0	0	0.00	0.00	0.00	\$0.00		\$0
Crawford	55	23,000	5.50	6.50	0.05	\$2,040,496	0.32	\$13,892,736
Crisp	18	25,000	5.00	4.00	0.05	\$406,080	0.32	\$2,764,800
Dodge	0	0	0.00	0.00	0.00	\$0.00		\$0
Dooly	44	25,000	4.00	4.50	0.05	\$893,376	0.32	\$6,082,560
Harris	0	0	0.00	0.00	0.00	\$0.00		\$0
Houston	36	27,900	6.00	4.00	0.05	\$1,087,645	0.32	\$7,405,240
Johnson	0	0	0.00	0.00	0.00	\$0.00		\$0
Lamar	43	22,500	5.50	6.00	0.05	\$1,440,569	0.32	\$9,808,128
Laurens	0	0	0.00	0.00	0.00	\$0.00		\$0
Macon	137	22,960	5.50	5.95	0.05	\$4,644,524	0.32	\$31,622,290
Marion	116	23,000	4.00	7.00	0.05	\$3,370,644	0.32	\$22,949,069
Muscogee	0	0	0.00	0.00	0.00	\$0.00		\$0
Peach	0	0	0.00	0.00	0.00	\$0.00		\$0
Pike	30	22,500	5.00	6.00	0.05	\$913,680	0.32	\$6,220,800
Pulaski	11	27,900	7.00	3.80	0.05	\$368,339	0.32	\$2,507,839
Quitman	0	0	0.00	0.00	0.00	\$0.00		\$0
Randolph	0	0	0.00	0.00	0.00	\$0.00		\$0
Schley	32	23,500	5.50	6.00	0.05	\$1,119,698	0.32	\$7,623,475
Stewart	12	23,000	5.50	6.50	0.05	\$445,199	0.32	\$3,031,142
Sumter	44	24,280	5.50	5.70	0.05	\$1,511,151	0.32	\$10,288,691
Talbot	0	0	0.00	0.00	0.00	\$0.00		\$0
Taylor	53	23,000	4.50	5.00	0.05	\$1,237,529	0.32	\$8,425,728
Terrell	0	0	0.00	0.00	0.00	\$0.00		\$0
Twiggs	0	0	0.00	0.00	0.00	\$0.00		\$0
Upson	74	22,000	5.50	6.00	0.05	\$2,424,027	0.32	\$16,504,013
Washington	0	0	0.00	0.00	0.00	\$0.00		\$0
Webster	4	25,000	3.00	6.00	0.05	\$81,216	0.32	\$552,960
Wilcox	120	26,800	5.50	4.70	0.05	\$3,750,988	0.32	\$25,538,642
Wilkinson	6	26,800	6.00	4.70	0.05	\$204,599	0.32	\$1,393,017

**Broiler** **\$26,847,687** **\$182,792,763**

**State Total** **\$2,821,451,502**

**Extension District % of State Value**



# West District

## Hatching Layers

County	# Houses	Avg. Cap.	Grower Price	Grower Value
Bibb	0	0	29.00	\$0
Bleckley	0	0	29.00	\$0
Chattahoo.	0	0	29.00	\$0
Clay	0	0	29.00	\$0
Crawford	0	0	29.00	\$0
Crisp	0	0	29.00	\$0
Dodge	0	0	29.00	\$0
Dooly	0	0	29.00	\$0
Harris	3	10,000	29.00	\$870,000
Houston	0	0	29.00	\$0
Johnson	0	0	29.00	\$0
Lamar	0	0	29.00	\$0
Laurens	0	0	29.00	\$0
Macon	10	20,000	29.00	\$5,800,000
Marion	4	10,000	29.00	\$1,160,000
Muscogee	0	0	29.00	\$0
Peach	0	0	29.00	\$0
Pike	0	0	29.00	\$0
Pulaski	0	0	29.00	\$0
Quitman	0	0	29.00	\$0
Randolph	0	0	29.00	\$0
Schley	0	0	29.00	\$0
Stewart	0	0	29.00	\$0
Sumter	6	13,500	29.00	\$2,349,000
Talbot	0	0	29.00	\$0
Taylor	2	14,000	29.00	\$812,000
Terrell	0	0	29.00	\$0
Twiggs	0	0	29.00	\$0
Upson	0	0	29.00	\$0
Washington	0	0	29.00	\$0
Webster	0	0	29.00	\$0
Wilcox	0	0	29.00	\$0
Wilkinson	0	0	29.00	\$0

Hatching Layers

\$10,991,000

## Table Layers

County	# Houses	Avg. Cap.	Grower Price	Grower Value
Bibb	0	0	9.50	\$0
Bleckley	0	0	9.50	\$0
Chattahoo.	0	0	9.50	\$0
Clay	0	0	9.50	\$0
Crawford	0	0	9.50	\$0
Crisp	0	0	9.50	\$0
Dodge	0	0	9.50	\$0
Dooly	0	0	9.50	\$0
Harris	0	0	9.50	\$0
Houston	0	0	9.50	\$0
Johnson	0	0	9.50	\$0
Lamar	0	0	9.50	\$0
Laurens	0	0	9.50	\$0
Macon	0	0	9.50	\$0
Marion	0	0	9.50	\$0
Muscogee	0	0	9.50	\$0
Peach	0	0	9.50	\$0
Pike	0	0	9.50	\$0
Pulaski	0	0	9.50	\$0
Quitman	0	0	9.50	\$0
Randolph	0	0	9.50	\$0
Schley	2	13,000	9.50	\$247,000
Stewart	0	0	9.50	\$0
Sumter	0	0	9.50	\$0
Talbot	0	0	9.50	\$0
Taylor	1	40,000	9.50	\$380,000
Terrell	0	0	9.50	\$0
Twiggs	0	0	9.50	\$0
Upson	0	0	9.50	\$0
Washington	0	0	9.50	\$0
Webster	0	0	9.50	\$0
Wilcox	0	0	9.50	\$0
Wilkinson	0	0	9.50	\$0

Table Layers

\$627,000

State Total

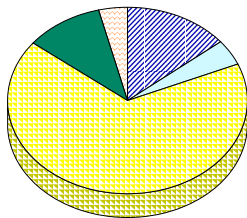
\$279,734,820

State Total

\$119,410,393

Extension District % of State Value

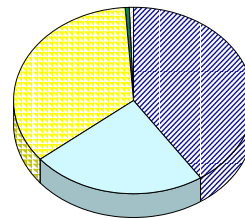
For Hatching Layers



Central District	14.0%
East District	4.6%
North District	66.9%
South District	10.5%
West District	3.9%
Total:	100.0%

Extension District % of State Value

For Table Layers



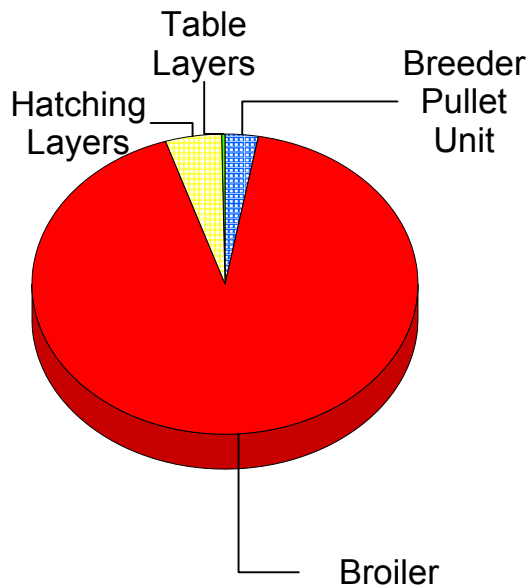
Central District	40.5%
East District	23.6%
North District	34.6%
South District	0.7%
West District	0.5%
Total:	100.0%





# West District

Poultry and Eggs  
West District

\$227,786,450

## District Commodity Category Breakdown For Broilers



	Breeder Pullet Unit	2.9%
	Broiler	92.0%
	Hatching Layers	4.8%
	Table Layers	0.3%
Total:		100.0%

# West District

## Other

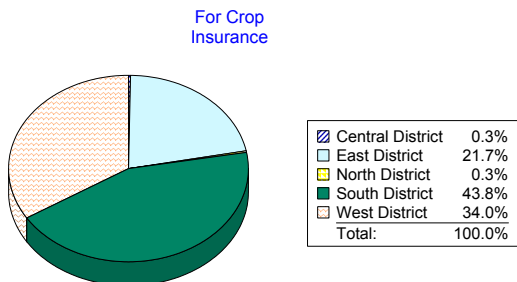
### Crop Insurance

County	Farm Gate Value
Bibb	\$5,581
Bleckley	\$991,430
Chattahoo.	\$0
Clay	\$1,291,447
Crawford	\$72,223
Crisp	\$3,852,434
Dodge	\$1,023,235
Dooly	\$5,853,135
Harris	\$116,589
Houston	\$860,583
Johnson	\$418,768
Lamar	\$126,048
Laurens	\$1,473,812
Macon	\$2,588,992
Marion	\$131,292
Muscogee	\$0
Peach	\$381,309
Pike	\$79,170
Pulaski	\$2,545,371
Quitman	\$35,879
Randolph	\$1,686,996
Schley	\$401,307
Stewart	\$1,128,216
Sumter	\$4,158,706
Talbot	\$0
Taylor	\$608,076
Terrell	\$5,816,786
Twiggs	\$713,208
Upson	\$0
Washington	\$428,501
Webster	\$2,606,447
Wilcox	\$2,015,450
Wilkinson	\$166,440
<b>Crop Insurance</b>	<b>\$41,577,431</b>
<b>State Total</b>	<b>\$122,409,517</b>

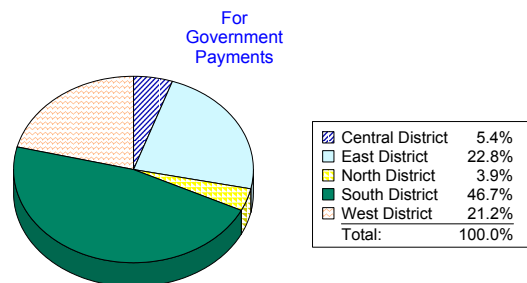
### Government Payments

County	Farm Gate Value
Bibb	\$147,796
Bleckley	\$1,089,369
Chattahoo.	\$0
Clay	\$1,276,395
Crawford	\$246,489
Crisp	\$6,500,000
Dodge	\$2,000,000
Dooly	\$5,265,000
Harris	\$0
Houston	\$163,878
Johnson	\$1,776,417
Lamar	\$854,761
Laurens	\$4,889,328
Macon	\$5,829,592
Marion	\$1,200,000
Muscogee	\$0
Peach	\$1,871,991
Pike	\$680,795
Pulaski	\$3,213,844
Quitman	\$274,264
Randolph	\$3,436,338
Schley	\$193,634
Stewart	\$1,324,054
Sumter	\$2,176,673
Talbot	\$0
Taylor	\$0
Terrell	\$6,013,286
Twiggs	\$570,970
Upson	\$427,804
Washington	\$1,200,000
Webster	\$2,192,124
Wilcox	\$4,270,000
Wilkinson	\$14,017
<b>Government Payments</b>	<b>\$59,098,819</b>
<b>State Total</b>	<b>\$278,485,126</b>

Extension District % of State Value



Extension District % of State Value





# West District

## Hunting Leases - Deer

County	Acres	Price	Farm Gate Value
Bibb	0.0	\$0.00	\$0
Bleckley	20,000.0	\$8.00	\$160,000
Chattahoo.	75,000.0	\$8.00	\$600,000
Clay	35,000.0	\$8.00	\$280,000
Crawford	20,000.0	\$8.00	\$160,000
Crisp	750.0	\$8.00	\$6,000
Dodge	75,000.0	\$8.00	\$600,000
Dooly	46,700.0	\$10.00	\$467,000
Harris	66,000.0	\$15.00	\$990,000
Houston	90,000.0	\$8.00	\$720,000
Johnson	21,000.0	\$8.00	\$168,000
Lamar	10,000.0	\$8.00	\$80,000
Laurens	200,000.0	\$8.00	\$1,600,000
Macon	500.0	\$8.00	\$4,000
Marion	150,000.0	\$8.00	\$1,200,000
Muscogee	30,000.0	\$8.00	\$240,000
Peach	25,000.0	\$8.00	\$200,000
Pike	7,500.0	\$8.00	\$60,000
Pulaski	20,000.0	\$8.00	\$160,000
Quitman	60,000.0	\$8.00	\$480,000
Randolph	160,000.0	\$10.00	\$1,600,000
Schley	20,000.0	\$8.00	\$160,000
Stewart	250,000.0	\$8.00	\$2,000,000
Sumter	20,000.0	\$8.00	\$160,000
Talbot	280,000.0	\$8.00	\$2,240,000
Taylor	100,000.0	\$8.00	\$800,000
Terrell	100,000.0	\$10.00	\$1,000,000
Twiggs	120,000.0	\$8.00	\$960,000
Upson	30,000.0	\$8.00	\$240,000
Washington	220,000.0	\$8.00	\$1,760,000
Webster	40,000.0	\$9.00	\$360,000
Wilcox	30,000.0	\$8.00	\$240,000
Wilkinson	100,000.0	\$8.00	\$800,000

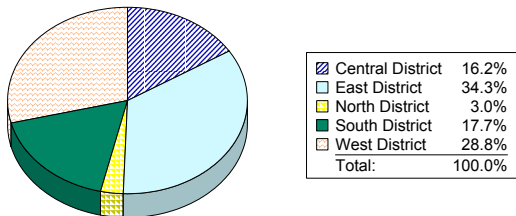
Hunting Leases - Deer      2,422,450      \$20,495,000

State Total

\$71,191,328

### Extension District % of State Value

For Hunting Leases - Deer



## Hunting Leases - Duck

County	Acres	Price	Farm Gate Value
Bibb	0.0	\$0.00	\$0
Bleckley	0.0	\$0.00	\$0
Chattahoo.	1,000.0	\$50.00	\$50,000
Clay	0.0	\$0.00	\$0
Crawford	0.0	\$0.00	\$0
Crisp	0.0	\$0.00	\$0
Dodge	0.0	\$0.00	\$0
Dooly	0.0	\$0.00	\$0
Harris	0.0	\$0.00	\$0
Houston	0.0	\$0.00	\$0
Johnson	0.0	\$0.00	\$0
Lamar	0.0	\$0.00	\$0
Laurens	0.0	\$0.00	\$0
Macon	100.0	\$50.00	\$5,000
Marion	0.0	\$0.00	\$0
Muscogee	0.0	\$0.00	\$0
Peach	0.0	\$0.00	\$0
Pike	10.0	\$50.00	\$500
Pulaski	100.0	\$50.00	\$5,000
Quitman	0.0	\$0.00	\$0
Randolph	0.0	\$0.00	\$0
Schley	0.0	\$0.00	\$0
Stewart	0.0	\$0.00	\$0
Sumter	0.0	\$0.00	\$0
Talbot	100.0	\$50.00	\$5,000
Taylor	100.0	\$50.00	\$5,000
Terrell	0.0	\$0.00	\$0
Twiggs	0.0	\$0.00	\$0
Upson	0.0	\$0.00	\$0
Washington	200.0	\$50.00	\$10,000
Webster	0.0	\$0.00	\$0
Wilcox	0.0	\$0.00	\$0
Wilkinson	0.0	\$0.00	\$0

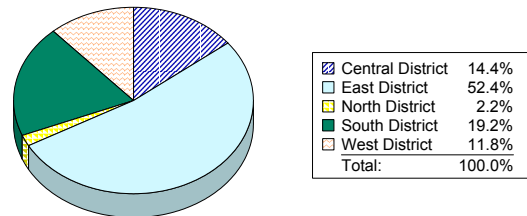
Hunting Leases - Duck      1,610      \$80,500

State Total

\$682,500

### Extension District % of State Value

For Hunting Leases - Duck



# West District

## Hunting Leases - Turkey

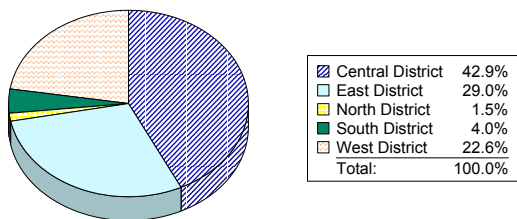
County	Acres	Price	Farm Gate Value
Bibb	0.0	\$0.00	\$0
Bleckley	10,000.0	\$2.00	\$20,000
Chattahoo.	12,000.0	\$2.00	\$24,000
Clay	10,000.0	\$2.00	\$20,000
Crawford	5,000.0	\$2.00	\$10,000
Crisp	0.0	\$0.00	\$0
Dodge	0.0	\$0.00	\$0
Dooly	0.0	\$0.00	\$0
Harris	15,000.0	\$2.00	\$30,000
Houston	0.0	\$0.00	\$0
Johnson	4,000.0	\$2.00	\$8,000
Lamar	2,500.0	\$2.00	\$5,000
Laurens	8,000.0	\$2.00	\$16,000
Macon	500.0	\$2.00	\$1,000
Marion	50,000.0	\$2.00	\$100,000
Muscogee	0.0	\$0.00	\$0
Peach	0.0	\$0.00	\$0
Pike	2,000.0	\$2.00	\$4,000
Pulaski	1,200.0	\$2.00	\$2,400
Quitman	9,000.0	\$2.00	\$18,000
Randolph	80,000.0	\$5.00	\$400,000
Schley	0.0	\$0.00	\$0
Stewart	3,000.0	\$2.00	\$6,000
Sumter	5,000.0	\$2.00	\$10,000
Talbot	100.0	\$2.00	\$200
Taylor	3,500.0	\$3.00	\$10,500
Terrell	10,000.0	\$2.00	\$20,000
Twiggs	5,000.0	\$2.00	\$10,000
Upton	1,000.0	\$2.00	\$2,000
Washington	35,000.0	\$2.00	\$70,000
Webster	500.0	\$2.00	\$1,000
Wilcox	0.0	\$0.00	\$0
Wilkinson	0.0	\$0.00	\$0
<b>Hunting Leases - Turkey</b>	<b>272,300</b>		<b>\$788,100</b>
<b>State Total</b>			<b>\$3,486,936</b>

## Miscellaneous

County	Farm Gate Value
Bibb	\$0
Bleckley	\$0
Chattahoo.	\$0
Clay	\$0
Crawford	\$0
Crisp	\$0
Dodge	\$0
Dooly	\$0
Harris	\$0
Houston	\$0
Johnson	\$10,000
Lamar	\$0
Laurens	\$280,000
Macon	\$0
Marion	\$0
Muscogee	\$0
Peach	\$57,500
Pike	\$0
Pulaski	\$0
Quitman	\$0
Randolph	\$0
Schley	\$23,800
Stewart	\$0
Sumter	\$60,000
Talbot	\$0
Taylor	\$0
Terrell	\$0
Twiggs	\$170,250
Upton	\$33,675
Washington	\$2,000
Webster	\$0
Wilcox	\$0
Wilkinson	\$4,000
<b>Miscellaneous</b>	<b>\$641,225</b>
<b>State Total</b>	<b>\$27,636,730</b>

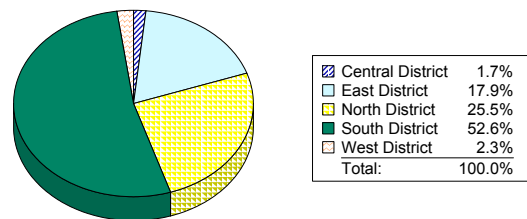
**Extension District % of State Value**

For Hunting Leases - Turkey



**Extension District % of State Value**

For Miscellaneous

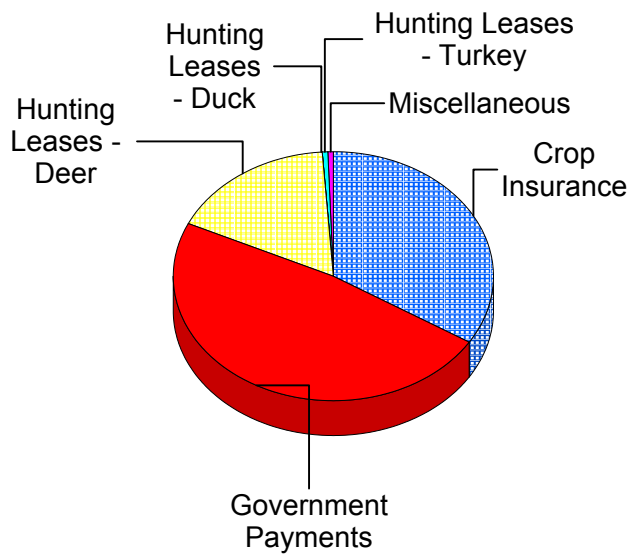


# West District

Other  
West District

\$122,681,075

## District Commodity Category Breakdown For Other



	Crop Insurance	33.9%
	Government Payments	48.2%
	Hunting Leases - Deer	16.7%
	Hunting Leases - Duck	0.1%
	Hunting Leases - Turkey	0.6%
	Miscellaneous	0.5%
	Miscellaneous Other	0.0%
Total:		100.0%