

# East District

## Row and Forage Crops

### Barley

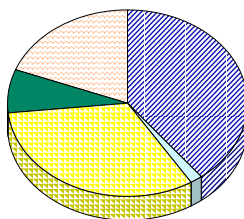
County	Acres	Yield	Price	Farm Gate Value
Appling	0.0	0.00	\$2.36	\$0
Bacon	0.0	0.00	\$2.36	\$0
Brantley	0.0	0.00	\$2.36	\$0
Bryan	0.0	0.00	\$4.72	\$0
Bulloch	0.0	0.00	\$0.00	\$0
Burke	0.0	0.00	\$2.36	\$0
Camden	0.0	0.00	\$2.36	\$0
Candler	0.0	0.00	\$2.36	\$0
Charlton	0.0	0.00	\$2.36	\$0
Chatham	0.0	0.00	\$2.36	\$0
Effingham	0.0	0.00	\$2.36	\$0
Emanuel	0.0	0.00	\$2.36	\$0
Evans	0.0	0.00	\$2.36	\$0
Glynn	0.0	0.00	\$2.36	\$0
Jeff Davis	0.0	0.00	\$2.36	\$0
Jefferson	21.0	45.00	\$2.36	\$2,230
Jenkins	0.0	0.00	\$2.36	\$0
Liberty	0.0	0.00	\$2.36	\$0
Long	0.0	0.00	\$2.36	\$0
McIntosh	0.0	0.00	\$2.36	\$0
Montgomery	0.0	0.00	\$2.36	\$0
Pierce	0.0	0.00	\$2.36	\$0
Screven	0.0	0.00	\$2.36	\$0
Tattnall	0.0	0.00	\$2.36	\$0
Telfair	0.0	0.00	\$2.36	\$0
Toombs	0.0	0.00	\$2.36	\$0
Treutlen	0.0	0.00	\$2.36	\$0
Ware	0.0	0.00	\$2.36	\$0
Wayne	0.0	0.00	\$2.36	\$0
Wheeler	0.0	0.00	\$2.36	\$0
<b>Barley</b>	<b>21</b>			<b>\$2,230</b>

State Total

\$132,849

### Extension District % of State Value

For Barley



Central District	39.6%
East District	1.7%
North District	32.2%
South District	7.5%
West District	19.1%
<b>Total:</b>	<b>100.0%</b>

### Corn

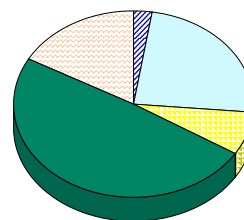
County	Acres	Yield	Price	Farm Gate Value
Appling	6,000.0	70.00	\$2.15	\$903,000
Bacon	4,300.0	107.00	\$2.15	\$989,215
Brantley	1,000.0	60.00	\$2.15	\$129,000
Bryan	443.0	35.00	\$2.15	\$33,336
Bulloch	16,000.0	62.00	\$2.15	\$2,132,800
Burke	9,000.0	85.00	\$2.15	\$1,644,750
Camden	0.0	0.00	\$2.15	\$0
Candler	2,281.0	40.00	\$2.15	\$196,166
Charlton	600.0	55.00	\$2.15	\$70,950
Chatham	150.0	25.00	\$2.15	\$8,063
Effingham	7,000.0	40.00	\$2.15	\$602,000
Emanuel	3,004.0	85.00	\$2.15	\$548,981
Evans	1,495.0	85.00	\$2.15	\$273,211
Glynn	0.0	0.00	\$2.15	\$0
Jeff Davis	1,800.0	85.00	\$2.15	\$328,950
Jefferson	8,422.0	140.00	\$2.15	\$2,535,022
Jenkins	3,160.0	70.00	\$2.15	\$475,580
Liberty	140.0	95.00	\$2.15	\$28,595
Long	550.0	105.00	\$2.15	\$124,163
McIntosh	0.0	0.00	\$2.15	\$0
Montgomery	1,600.0	45.00	\$2.15	\$154,800
Pierce	7,500.0	107.00	\$2.15	\$1,725,375
Screven	9,462.0	107.00	\$2.15	\$2,176,733
Tattnall	4,500.0	90.00	\$2.15	\$870,750
Telfair	2,000.0	110.00	\$2.15	\$473,000
Toombs	2,143.0	60.00	\$2.15	\$276,447
Treutlen	207.0	58.00	\$2.15	\$25,813
Ware	6,000.0	65.00	\$2.15	\$838,500
Wayne	3,100.0	75.00	\$2.42	\$562,650
Wheeler	702.0	129.00	\$2.41	\$218,245
<b>Corn</b>	<b>102,559</b>			<b>\$18,346,094</b>

State Total

\$77,003,242

### Extension District % of State Value

For Corn



Central District	2.6%
East District	23.8%
North District	7.5%
South District	49.0%
West District	17.0%
<b>Total:</b>	<b>100.0%</b>

# East District

## Cotton

County	Acres	Yield	Price	Farm Gate Value
Appling	35,583.0	650.00	\$0.68	\$15,727,686
Bacon	19,363.0	583.00	\$0.68	\$7,676,268
Brantley	97.8	480.00	\$0.68	\$31,922
Bryan	839.0	510.00	\$0.68	\$290,965
Bulloch	43,500.0	560.00	\$0.68	\$16,564,800
Burke	43,500.0	650.00	\$0.68	\$19,227,000
Camden	0.0	0.00	\$0.68	\$0
Candler	16,000.0	685.00	\$0.68	\$7,452,800
Charlton	0.0	0.00	\$0.68	\$0
Chatham	0.0	0.00	\$0.68	\$0
Effingham	2,650.0	525.00	\$0.68	\$946,050
Emanuel	26,392.0	480.00	\$0.68	\$8,614,349
Evans	4,800.0	625.00	\$0.68	\$2,040,000
Glynn	0.0	0.00	\$0.68	\$0
Jeff Davis	27,000.0	500.00	\$0.68	\$9,180,000
Jefferson	19,782.0	450.00	\$0.68	\$6,053,292
Jenkins	19,142.0	550.00	\$0.68	\$7,159,108
Liberty	6.5	580.00	\$0.68	\$2,564
Long	616.0	583.00	\$0.68	\$244,207
McIntosh	0.0	0.00	\$0.68	\$0
Montgomery	3,328.0	600.00	\$0.68	\$1,357,824
Pierce	20,000.0	675.00	\$0.68	\$9,180,000
Scriven	25,975.0	350.00	\$0.68	\$6,182,050
Tattnall	9,000.0	580.00	\$0.68	\$3,549,600
Telfair	8,000.0	620.00	\$0.68	\$3,372,800
Toombs	7,732.0	650.00	\$0.68	\$3,417,544
Treutlen	3,351.0	615.00	\$0.68	\$1,401,388
Ware	6,584.0	700.00	\$0.68	\$3,133,984
Wayne	14,350.0	670.00	\$0.68	\$6,537,860
Wheeler	2,348.0	684.00	\$0.71	\$1,140,283
<b>Cotton</b>	<b>359,939</b>			<b>\$140,484,343</b>

## Hay

County	Acres	Yield	Price	Farm Gate Value
Appling	7,000.0	3.00	\$55.00	\$1,155,000
Bacon	2,549.0	2.40	\$55.00	\$336,468
Brantley	2,050.0	2.50	\$55.00	\$281,875
Bryan	0.0	0.00	\$0.00	\$0
Bulloch	5,000.0	2.00	\$55.00	\$550,000
Burke	10,000.0	2.00	\$55.00	\$1,100,000
Camden	25.0	2.50	\$55.00	\$3,438
Candler	7,500.0	4.00	\$55.00	\$1,650,000
Charlton	1,500.0	2.75	\$55.00	\$226,875
Chatham	350.0	1.00	\$55.00	\$19,250
Effingham	3,000.0	2.50	\$55.00	\$412,500
Emanuel	5,000.0	2.00	\$55.00	\$550,000
Evans	1,500.0	2.50	\$55.00	\$206,250
Glynn	20.0	2.50	\$55.00	\$2,750
Jeff Davis	4,500.0	4.00	\$55.00	\$990,000
Jefferson	5,500.0	2.50	\$55.00	\$756,250
Jenkins	6,000.0	4.00	\$55.00	\$1,320,000
Liberty	600.0	2.00	\$55.00	\$66,000
Long	450.0	3.00	\$55.00	\$74,250
McIntosh	11.0	3.00	\$55.00	\$1,815
Montgomery	1,000.0	1.50	\$55.00	\$82,500
Pierce	10,000.0	5.00	\$55.00	\$2,750,000
Scriven	2,700.0	2.50	\$55.00	\$371,250
Tattnall	10,000.0	2.50	\$55.00	\$1,375,000
Telfair	2,500.0	2.00	\$55.00	\$275,000
Toombs	3,500.0	2.00	\$55.00	\$385,000
Treutlen	350.0	2.00	\$55.00	\$38,500
Ware	1,600.0	2.50	\$55.00	\$220,000
Wayne	2,800.0	3.50	\$55.00	\$539,000
Wheeler	3,600.0	4.50	\$63.00	\$1,020,600
<b>Hay</b>	<b>100,605</b>			<b>\$16,759,571</b>

State Total

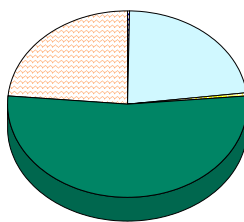
\$618,817,220

State Total

\$97,443,576

Extension District % of State Value

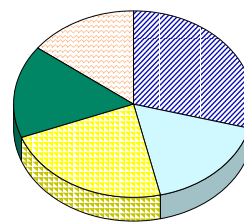
For Cotton



Central District	0.3%
East District	22.7%
North District	0.5%
South District	52.8%
West District	23.7%
Total:	100.0%

Extension District % of State Value

For Hay



Central District	29.2%
East District	17.2%
North District	22.7%
South District	16.0%
West District	14.9%
Total:	100.0%

# East District

## Miscellaneous Row Crops

County	Farm Gate Value
Appling	\$0
Bacon	\$164,785
Brantley	\$36,720
Bryan	\$0
Bulloch	\$0
Burke	\$552,000
Camden	\$0
Candler	\$0
Charlton	\$0
Chatham	\$0
Effingham	\$0
Emanuel	\$0
Evans	\$0
Glynn	\$0
Jeff Davis	\$0
Jefferson	\$0
Jenkins	\$462,000
Liberty	\$0
Long	\$0
McIntosh	\$0
Montgomery	\$0
Pierce	\$936,000
Screven	\$0
Tattnall	\$0
Telfair	\$0
Toombs	\$10,000
Treutlen	\$0
Ware	\$0
Wayne	\$0
Wheeler	\$620,829
<b>Miscellaneous Row Crops</b>	<b>\$2,782,334</b>

State Total

\$9,439,059

## Oats

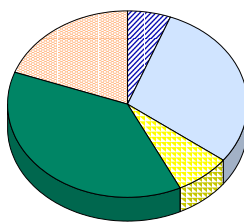
County	Acres	Yield	Price	Farm Gate Value
Appling	250.0	80.00	\$1.25	\$25,000
Bacon	236.0	72.00	\$1.25	\$21,240
Brantley	120.0	50.00	\$1.25	\$7,500
Bryan	20.0	28.00	\$1.25	\$700
Bulloch	1,500.0	60.00	\$1.25	\$112,500
Burke	1,500.0	85.00	\$1.25	\$159,375
Camden	0.0	0.00	\$0.00	\$0
Candler	1,200.0	80.00	\$1.25	\$120,000
Charlton	0.0	0.00	\$0.00	\$0
Chatham	0.0	0.00	\$0.00	\$0
Effingham	80.0	60.00	\$1.25	\$6,000
Emanuel	625.0	60.00	\$1.25	\$46,875
Evans	30.0	60.00	\$1.25	\$2,250
Glynn	0.0	0.00	\$0.00	\$0
Jeff Davis	350.0	65.00	\$1.25	\$28,438
Jefferson	2,782.0	65.00	\$1.25	\$226,038
Jenkins	1,150.0	60.00	\$1.25	\$86,250
Liberty	0.0	0.00	\$0.00	\$0
Long	0.0	0.00	\$0.00	\$0
McIntosh	0.0	0.00	\$0.00	\$0
Montgomery	456.0	80.00	\$1.25	\$45,600
Pierce	350.0	35.00	\$1.25	\$15,313
Screven	1,196.0	70.00	\$1.25	\$104,650
Tattnall	100.0	70.00	\$1.25	\$8,750
Telfair	2,000.0	85.00	\$1.25	\$212,500
Toombs	550.0	85.00	\$1.25	\$58,438
Treutlen	210.0	82.00	\$1.25	\$21,525
Ware	600.0	60.00	\$1.25	\$45,000
Wayne	750.0	75.00	\$1.25	\$70,313
Wheeler	1,550.0	72.00	\$1.25	\$139,500
<b>Oats</b>	<b>17,605</b>			<b>\$1,563,753</b>

State Total

\$4,378,925

### Extension District % of State Value

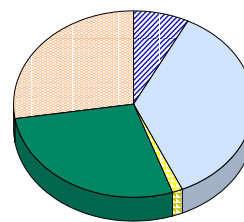
For Miscellaneous Row Crops



Central District	5.9%
East District	29.5%
North District	7.5%
South District	37.6%
West District	19.6%
Total:	100.0%

### Extension District % of State Value

For Oats



Central District	7.6%
East District	35.7%
North District	1.4%
South District	28.0%
West District	27.4%
Total:	100.0%

# East District

## Peanuts - Additional

County	Acres	Yield	Price	Farm Gate Value
Appling	100.0	2500	\$0.18	\$45,000
Bacon	189.0	2750	\$0.18	\$93,555
Brantley	0.0	0	\$0.00	\$0
Bryan	0.0	0	\$0.00	\$0
Bulloch	20,000.0	590	\$0.18	\$2,124,000
Burke	1,173.0	3300	\$0.18	\$696,762
Camden	0.0	0	\$0.00	\$0
Candler	308.0	3000	\$0.18	\$166,320
Charlton	5.0	2750	\$0.18	\$2,475
Chatham	0.0	0	\$0.00	\$0
Effingham	100.0	2250	\$0.18	\$40,500
Emanuel	0.0	0	\$0.00	\$0
Evans	175.0	2700	\$0.18	\$85,050
Glynn	0.0	0	\$0.00	\$0
Jeff Davis	800.0	2800	\$0.18	\$403,200
Jefferson	574.0	2500	\$0.18	\$258,300
Jenkins	0.0	0	\$0.00	\$0
Liberty	0.0	0	\$0.00	\$0
Long	0.0	0	\$0.00	\$0
McIntosh	0.0	0	\$0.00	\$0
Montgomery	0.0	0	\$0.00	\$0
Pierce	0.0	0	\$0.00	\$0
Screven	1,500.0	2152	\$0.18	\$581,040
Tattnall	0.0	0	\$0.00	\$0
Telfair	1,000.0	3000	\$0.18	\$540,000
Toombs	250.0	2630	\$0.18	\$118,350
Treutlen	0.0	0	\$0.00	\$0
Ware	0.0	0	\$0.00	\$0
Wayne	2,000.0	2150	\$0.18	\$774,000
Wheeler	45.0	3160	\$0.18	\$25,596
<b>Peanuts - Additional</b>	<b>28,219</b>			<b>\$5,954,148</b>

State Total

\$46,377,049

## Peanuts - Quota

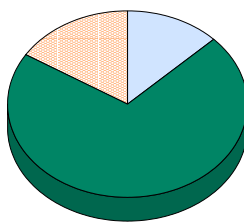
County	Acres	Yield	Price	Farm Gate Value
Appling	125.0	2500	\$0.31	\$95,313
Bacon	0.0	0	\$0.00	\$0
Brantley	0.0	0	\$0.00	\$0
Bryan	890.0	1970	\$0.31	\$534,757
Bulloch	18,000.0	2400	\$0.31	\$13,176,000
Burke	6,327.0	3500	\$0.31	\$6,754,073
Camden	0.0	0	\$0.00	\$0
Candler	2,000.0	3000	\$0.31	\$1,830,000
Charlton	0.0	0	\$0.00	\$0
Chatham	0.0	0	\$0.00	\$0
Effingham	1,850.0	2250	\$0.31	\$1,269,563
Emanuel	2,600.0	1950	\$0.31	\$1,546,350
Evans	1,100.0	2900	\$0.31	\$972,950
Glynn	0.0	0	\$0.00	\$0
Jeff Davis	300.0	3000	\$0.31	\$274,500
Jefferson	2,298.0	2500	\$0.31	\$1,752,225
Jenkins	3,039.0	3200	\$0.31	\$2,966,064
Liberty	0.0	0	\$0.00	\$0
Long	0.0	0	\$0.00	\$0
McIntosh	0.0	0	\$0.00	\$0
Montgomery	784.0	2050	\$0.31	\$490,196
Pierce	0.0	0	\$0.00	\$0
Screven	6,000.0	2151	\$0.31	\$3,936,330
Tattnall	1,716.0	2750	\$0.31	\$1,439,295
Telfair	3,600.0	3000	\$0.31	\$3,294,000
Toombs	1,272.0	2630	\$0.31	\$1,020,335
Treutlen	0.0	0	\$0.00	\$0
Ware	0.0	0	\$0.00	\$0
Wayne	950.0	2400	\$0.31	\$695,400
Wheeler	773.0	3279	\$0.31	\$773,073
<b>Peanuts - Quota</b>	<b>53,624</b>			<b>\$42,820,422</b>

State Total

\$353,238,840

### Extension District % of State Value

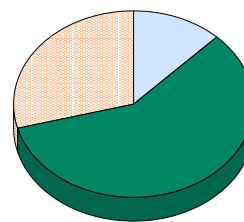
For Peanuts - Additional



Central District	0.0%
East District	12.8%
North District	0.0%
South District	70.9%
West District	16.2%
Total:	100.0%

### Extension District % of State Value

For Peanuts - Quota



Central District	0.0%
East District	12.1%
North District	0.0%
South District	58.7%
West District	29.1%
Total:	100.0%

# East District

## Rye

County	Acres	Yield	Price	Farm Gate Value
Appling	300.0	25.00	\$6.00	\$45,000
Bacon	172.0	26.00	\$6.00	\$26,832
Brantley	10.0	20.00	\$6.00	\$1,200
Bryan	20.0	20.00	\$6.00	\$2,400
Bulloch	3,500.0	35.00	\$6.00	\$735,000
Burke	4,142.0	22.00	\$6.00	\$546,744
Camden	0.0	0.00	\$0.00	\$0
Candler	5,500.0	25.00	\$6.00	\$825,000
Charlton	0.0	0.00	\$0.00	\$0
Chatham	0.0	0.00	\$0.00	\$0
Effingham	1,000.0	27.00	\$6.00	\$162,000
Emanuel	242.0	24.00	\$6.00	\$34,848
Evans	75.0	25.00	\$6.00	\$11,250
Glynn	0.0	0.00	\$0.00	\$0
Jeff Davis	375.0	30.00	\$6.00	\$67,500
Jefferson	4,238.0	40.00	\$6.00	\$1,017,120
Jenkins	1,002.0	35.00	\$6.00	\$210,420
Liberty	0.0	0.00	\$0.00	\$0
Long	0.0	0.00	\$0.00	\$0
McIntosh	0.0	0.00	\$0.00	\$0
Montgomery	185.0	26.00	\$6.00	\$28,860
Pierce	750.0	40.00	\$6.00	\$180,000
Screven	4,583.0	26.00	\$6.00	\$714,948
Tattnall	400.0	26.00	\$6.00	\$62,400
Telfair	2,000.0	25.00	\$6.00	\$300,000
Toombs	350.0	26.00	\$6.00	\$54,600
Treutlen	300.0	25.00	\$6.00	\$45,000
Ware	450.0	26.00	\$6.00	\$70,200
Wayne	1,200.0	35.00	\$6.00	\$252,000
Wheeler	2,059.0	26.00	\$6.00	\$321,204
<b>Rye</b>	<b>32,853</b>			<b>\$5,714,526</b>

## Silage

County	Acres	Yield	Price	Farm Gate Value
Appling	1,000.0	10.00	\$21.00	\$210,000
Bacon	400.0	15.00	\$21.00	\$126,000
Brantley	0.0	0.00	\$0.00	\$0
Bryan	0.0	0.00	\$0.00	\$0
Bulloch	0.0	0.00	\$0.00	\$0
Burke	3,500.0	25.00	\$21.00	\$1,837,500
Camden	0.0	0.00	\$0.00	\$0
Candler	150.0	9.00	\$21.00	\$28,350
Charlton	60.0	15.00	\$21.00	\$18,900
Chatham	0.0	0.00	\$0.00	\$0
Effingham	150.0	12.00	\$21.00	\$37,800
Emanuel	0.0	0.00	\$0.00	\$0
Evans	0.0	0.00	\$0.00	\$0
Glynn	0.0	0.00	\$0.00	\$0
Jeff Davis	0.0	0.00	\$0.00	\$0
Jefferson	1,509.0	12.00	\$21.00	\$380,268
Jenkins	4,700.0	8.00	\$21.00	\$789,600
Liberty	0.0	0.00	\$0.00	\$0
Long	0.0	0.00	\$0.00	\$0
McIntosh	0.0	0.00	\$0.00	\$0
Montgomery	0.0	0.00	\$0.00	\$0
Pierce	1,200.0	20.00	\$21.00	\$504,000
Screven	100.0	15.00	\$21.00	\$31,500
Tattnall	200.0	15.00	\$21.00	\$63,000
Telfair	0.0	0.00	\$0.00	\$0
Toombs	1,000.0	12.00	\$21.00	\$252,000
Treutlen	0.0	0.00	\$0.00	\$0
Ware	400.0	13.00	\$21.00	\$109,200
Wayne	150.0	10.00	\$21.00	\$31,500
Wheeler	0.0	0.00	\$0.00	\$0
<b>Silage</b>	<b>14,519</b>			<b>\$4,419,618</b>

State Total

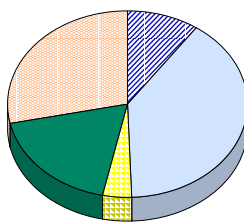
\$14,406,249

State Total

\$14,849,158

Extension District % of State Value

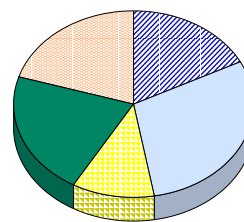
For Rye



Central District	9.8%
East District	39.7%
North District	3.8%
South District	18.3%
West District	28.4%
Total:	100.0%

Extension District % of State Value

For Silage



Central District	17.4%
East District	29.8%
North District	11.1%
South District	21.5%
West District	20.2%
Total:	100.0%

# East District

## Sorghum

County	Acres	Yield	Price	Farm Gate Value
Appling	200.0	50.00	\$1.90	\$19,000
Bacon	234.0	45.00	\$1.90	\$20,007
Brantley	0.0	0.00	\$0.00	\$0
Bryan	0.0	0.00	\$0.00	\$0
Bulloch	0.0	0.00	\$0.00	\$0
Burke	190.0	50.00	\$1.90	\$18,050
Camden	0.0	0.00	\$0.00	\$0
Candler	500.0	30.00	\$1.90	\$28,500
Charlton	0.0	0.00	\$0.00	\$0
Chatham	0.0	0.00	\$0.00	\$0
Effingham	30.0	35.00	\$1.90	\$1,995
Emanuel	15.0	42.00	\$1.90	\$1,197
Evans	89.0	40.00	\$1.90	\$6,764
Glynn	0.0	0.00	\$0.00	\$0
Jeff Davis	0.0	0.00	\$0.00	\$0
Jefferson	341.0	30.00	\$1.90	\$19,437
Jenkins	91.0	60.00	\$1.90	\$10,374
Liberty	25.0	45.00	\$1.90	\$2,138
Long	0.0	0.00	\$0.00	\$0
McIntosh	0.0	0.00	\$0.00	\$0
Montgomery	133.0	40.00	\$1.90	\$10,108
Pierce	0.0	0.00	\$0.00	\$0
Screven	82.0	45.00	\$1.90	\$7,011
Tattnall	200.0	45.00	\$1.90	\$17,100
Telfair	300.0	50.00	\$1.90	\$28,500
Toombs	125.0	45.00	\$1.90	\$10,688
Treutlen	84.0	38.00	\$1.90	\$6,065
Ware	58.0	40.00	\$1.90	\$4,408
Wayne	75.0	45.00	\$1.90	\$6,413
Wheeler	151.0	41.00	\$1.90	\$11,763
<b>Sorghum</b>	<b>2,923</b>			<b>\$229,516</b>

## Soybeans

County	Acres	Yield	Price	Farm Gate Value
Appling	3,000.0	29.00	\$5.30	\$461,100
Bacon	1,178.0	24.00	\$5.30	\$149,842
Brantley	301.0	20.00	\$5.30	\$31,906
Bryan	632.0	19.00	\$5.30	\$63,642
Bulloch	15,000.0	22.00	\$5.30	\$1,749,000
Burke	9,600.0	18.00	\$5.30	\$915,840
Camden	0.0	0.00	\$0.00	\$0
Candler	2,400.0	30.00	\$5.30	\$381,600
Charlton	0.0	0.00	\$0.00	\$0
Chatham	0.0	0.00	\$0.00	\$0
Effingham	3,000.0	25.00	\$5.30	\$397,500
Emanuel	900.0	20.00	\$5.30	\$95,400
Evans	1,600.0	25.00	\$5.30	\$212,000
Glynn	0.0	0.00	\$0.00	\$0
Jeff Davis	450.0	17.00	\$5.30	\$40,545
Jefferson	9,000.0	15.00	\$5.30	\$715,500
Jenkins	1,905.0	24.00	\$5.30	\$242,316
Liberty	135.0	24.00	\$5.30	\$17,172
Long	446.0	30.00	\$5.30	\$70,914
McIntosh	0.0	0.00	\$0.00	\$0
Montgomery	1,350.0	15.00	\$5.30	\$107,325
Pierce	1,200.0	25.00	\$5.30	\$159,000
Screven	8,865.0	15.00	\$5.30	\$704,768
Tattnall	13,000.0	35.00	\$5.30	\$2,411,500
Telfair	1,750.0	28.00	\$5.30	\$259,700
Toombs	2,750.0	15.00	\$5.30	\$218,625
Treutlen	215.0	14.00	\$5.30	\$15,953
Ware	3,500.0	26.00	\$5.30	\$482,300
Wayne	900.0	31.00	\$5.30	\$147,870
Wheeler	590.0	38.00	\$5.30	\$118,826
<b>Soybeans</b>	<b>83,667</b>			<b>\$10,170,144</b>

State Total

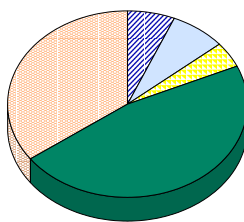
\$3,093,190

State Total

\$22,924,914

Extension District % of State Value

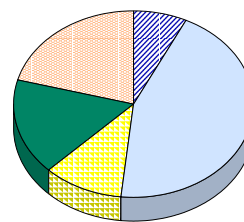
For Sorghum



Central District	6.3%
East District	7.4%
North District	4.6%
South District	46.6%
West District	35.0%
Total:	100.0%

Extension District % of State Value

For Soybeans



Central District	7.2%
East District	44.4%
North District	11.0%
South District	16.7%
West District	20.8%
Total:	100.0%

# East District

## Straw

County	Acres	Yield	Price	Farm Gate Value
Appling	100.0	80.00	\$2.00	\$16,000
Bacon	100.0	75.00	\$3.00	\$22,500
Brantley	8.0	67.00	\$2.00	\$1,072
Bryan	0.0	0.00	\$0.00	\$0
Bulloch	2,000.0	8.00	\$2.00	\$32,000
Burke	2,500.0	50.00	\$2.00	\$250,000
Camden	0.0	0.00	\$0.00	\$0
Candler	0.0	0.00	\$0.00	\$0
Charlton	0.0	0.00	\$0.00	\$0
Chatham	0.0	0.00	\$0.00	\$0
Effingham	0.0	0.00	\$0.00	\$0
Emanuel	0.0	0.00	\$0.00	\$0
Evans	0.0	0.00	\$0.00	\$0
Glynn	0.0	0.00	\$0.00	\$0
Jeff Davis	0.0	0.00	\$0.00	\$0
Jefferson	500.0	8.00	\$12.00	\$48,000
Jenkins	50.0	6.00	\$2.00	\$600
Liberty	0.0	0.00	\$0.00	\$0
Long	0.0	0.00	\$0.00	\$0
McIntosh	0.0	0.00	\$0.00	\$0
Montgomery	500.0	75.00	\$2.00	\$75,000
Pierce	300.0	80.00	\$2.00	\$48,000
Screven	300.0	75.00	\$2.00	\$45,000
Tattnall	60.0	75.00	\$2.00	\$9,000
Telfair	1,500.0	80.00	\$3.00	\$360,000
Toombs	1,200.0	75.00	\$2.00	\$180,000
Treutlen	300.0	50.00	\$2.00	\$30,000
Ware	0.0	0.00	\$0.00	\$0
Wayne	100.0	80.00	\$2.00	\$16,000
Wheeler	3,300.0	86.00	\$2.00	\$567,600
<b>Straw</b>	<b>12,818</b>			<b>\$1,700,772</b>

## Tobacco

County	Acres	Yield	Price	Farm Gate Value
Appling	1,220.0	2230	\$1.70	\$4,625,020
Bacon	1,205.0	2230	\$1.70	\$4,568,155
Brantley	384.1	2051	\$1.70	\$1,339,333
Bryan	62.0	2010	\$1.70	\$211,854
Bulloch	1,600.0	2300	\$1.70	\$6,256,000
Burke	0.0	0	\$0.00	\$0
Camden	0.0	0	\$0.00	\$0
Candler	871.0	2300	\$1.70	\$3,405,610
Charlton	65.5	2230	\$1.70	\$248,462
Chatham	0.0	0	\$0.00	\$0
Effingham	100.0	2200	\$1.70	\$374,000
Emanuel	636.0	2100	\$1.70	\$2,270,520
Evans	332.0	2600	\$1.70	\$1,467,440
Glynn	0.0	0	\$0.00	\$0
Jeff Davis	940.0	2400	\$1.70	\$3,835,200
Jefferson	0.0	0	\$0.00	\$0
Jenkins	36.0	2000	\$1.70	\$122,400
Liberty	59.0	2230	\$1.70	\$223,669
Long	130.0	2230	\$1.70	\$492,830
McIntosh	0.0	0	\$0.00	\$0
Montgomery	475.0	2250	\$1.70	\$1,816,875
Pierce	1,350.0	2450	\$1.70	\$5,622,750
Screven	34.0	2230	\$1.70	\$128,894
Tattnall	1,332.0	2300	\$1.70	\$5,208,120
Telfair	300.0	2000	\$1.70	\$1,020,000
Toombs	822.0	2475	\$1.70	\$3,458,565
Treutlen	285.0	2150	\$1.70	\$1,041,675
Ware	696.0	2300	\$1.70	\$2,721,360
Wayne	540.0	2700	\$1.70	\$2,478,600
Wheeler	235.0	1033	\$1.70	\$412,684
<b>Tobacco</b>	<b>13,710</b>			<b>\$53,350,015</b>

State Total

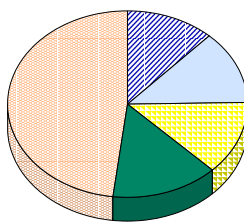
\$13,507,534

State Total

\$120,363,272

Extension District % of State Value

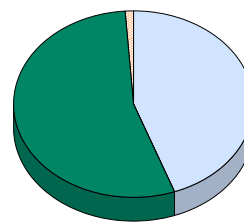
For Straw



Central District	12.0%
East District	12.6%
North District	12.7%
South District	14.6%
West District	48.0%
Total:	100.0%

Extension District % of State Value

For Tobacco



Central District	0.0%
East District	44.3%
North District	0.1%
South District	54.5%
West District	1.1%
Total:	100.0%

# East District

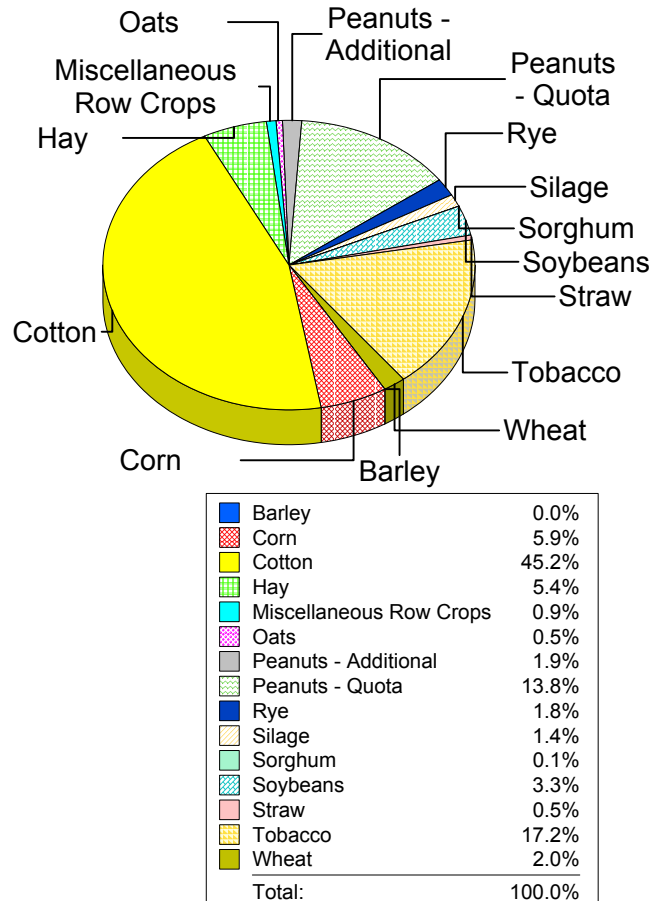
## Wheat

County	Acres	Yield	Price	Farm Gate Value
Appling	200.0	50.00	\$2.70	\$27,000
Bacon	400.0	54.00	\$2.70	\$58,320
Brantley	0.0	0.00	\$0.00	\$0
Bryan	0.0	0.00	\$0.00	\$0
Bulloch	7,500.0	58.00	\$2.70	\$1,174,500
Burke	8,500.0	46.00	\$2.70	\$1,055,700
Camden	0.0	0.00	\$0.00	\$0
Candler	3,500.0	60.00	\$2.70	\$567,000
Charlton	0.0	0.00	\$0.00	\$0
Chatham	25.0	40.00	\$2.70	\$2,700
Effingham	350.0	40.00	\$2.70	\$37,800
Emanuel	1,761.0	50.00	\$2.70	\$237,735
Evans	88.0	45.00	\$2.70	\$10,692
Glynn	0.0	0.00	\$0.00	\$0
Jeff Davis	200.0	25.00	\$2.70	\$13,500
Jefferson	15,381.0	40.00	\$2.70	\$1,661,148
Jenkins	2,395.0	55.00	\$2.70	\$355,658
Liberty	0.0	0.00	\$0.00	\$0
Long	0.0	0.00	\$0.00	\$0
McIntosh	0.0	0.00	\$0.00	\$0
Montgomery	533.0	45.00	\$2.70	\$64,760
Pierce	600.0	40.00	\$2.70	\$64,800
Screven	1,358.0	50.00	\$2.70	\$183,330
Tattnall	1,000.0	50.00	\$2.70	\$135,000
Telfair	1,000.0	50.00	\$2.70	\$135,000
Toombs	350.0	54.00	\$2.70	\$51,030
Treutlen	200.0	42.00	\$2.70	\$22,680
Ware	2,000.0	45.00	\$2.70	\$243,000
Wayne	520.0	60.00	\$2.70	\$84,240
Wheeler	536.0	54.00	\$2.70	\$78,149
<b>Wheat</b>	<b>48,397</b>			<b>\$6,263,741</b>

## Row and Forage Crops East District

**\$310,561,226**

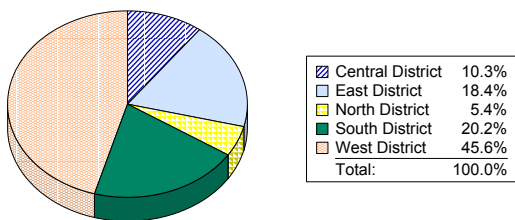
# District Commodity Category Breakdown For Row and Forage Crops



## State Total

**\$33,962,620**

### Extension District % of State Value For Wheat





# East District

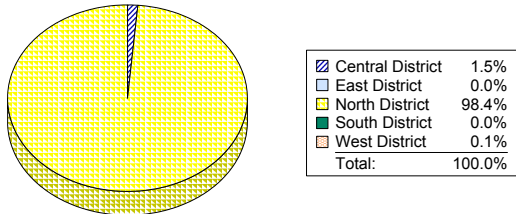
## Fruits and Nuts

### Apples

County	Acres	Yield	Price	Farm Gate Value
Appling	0.0	0	\$14.00	\$0
Bacon	0.0	0	\$14.00	\$0
Brantley	0.0	0	\$14.00	\$0
Bryan	0.0	0	\$14.00	\$0
Bulloch	0.0	0	\$14.00	\$0
Burke	0.0	0	\$14.00	\$0
Camden	0.0	0	\$14.00	\$0
Candler	0.0	0	\$14.00	\$0
Charlton	0.0	0	\$14.00	\$0
Chatham	0.0	0	\$14.00	\$0
Effingham	0.0	0	\$14.00	\$0
Emanuel	0.0	0	\$14.00	\$0
Evans	0.0	0	\$14.00	\$0
Glynn	0.0	0	\$14.00	\$0
Jeff Davis	0.0	0	\$14.00	\$0
Jefferson	0.0	0	\$14.00	\$0
Jenkins	0.0	0	\$14.00	\$0
Liberty	0.0	0	\$14.00	\$0
Long	0.0	0	\$14.00	\$0
McIntosh	0.0	0	\$14.00	\$0
Montgomery	0.0	0	\$14.00	\$0
Pierce	0.0	0	\$14.00	\$0
Screven	0.0	0	\$14.00	\$0
Tattnall	0.0	0	\$14.00	\$0
Telfair	0.0	0	\$14.00	\$0
Toombs	0.0	0	\$14.00	\$0
Treutlen	0.0	0	\$14.00	\$0
Ware	0.0	0	\$14.00	\$0
Wayne	0.0	0	\$14.00	\$0
Wheeler	0.0	0	\$14.00	\$0
<b>Apples</b>	<b>0</b>			<b>\$0</b>

**State Total \$6,866,602**

**Extension District % of State Value**  
For Apples

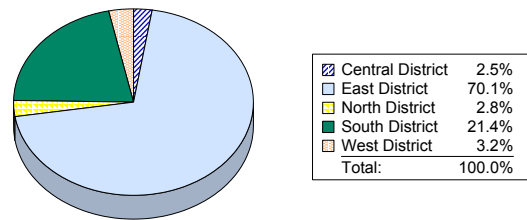


### Blueberries - Fresh

County	Acres	Yield	Price	Farm Gate Value
Appling	575.0	4500	\$1.25	\$3,234,375
Bacon	675.0	5000	\$1.25	\$4,218,750
Brantley	36.0	833	\$1.25	\$37,485
Bryan	0.0	0	\$0.00	\$0
Bulloch	3.0	6100	\$1.25	\$22,875
Burke	15.0	500	\$1.25	\$9,375
Camden	1.0	2500	\$1.25	\$3,125
Candler	40.0	2000	\$1.25	\$100,000
Charlton	0.0	0	\$0.00	\$0
Chatham	5.0	160	\$1.25	\$1,000
Effingham	10.0	2250	\$1.25	\$28,125
Emanuel	1.0	200	\$1.25	\$250
Evans	5.0	2500	\$1.25	\$15,625
Glynn	0.0	0	\$0.00	\$0
Jeff Davis	50.0	2500	\$1.25	\$156,250
Jefferson	0.0	0	\$0.00	\$0
Jenkins	0.0	0	\$0.00	\$0
Liberty	3.0	2500	\$1.25	\$9,375
Long	81.0	2500	\$1.25	\$253,125
McIntosh	12.0	2500	\$1.25	\$37,500
Montgomery	0.0	0	\$0.00	\$0
Pierce	300.0	3000	\$1.25	\$1,125,000
Screven	0.0	0	\$0.00	\$0
Tattnall	10.0	2500	\$1.25	\$31,250
Telfair	0.0	0	\$0.00	\$0
Toombs	10.0	2500	\$1.25	\$31,250
Treutlen	0.0	0	\$0.00	\$0
Ware	160.0	2500	\$1.25	\$500,000
Wayne	285.0	800	\$1.25	\$285,000
Wheeler	13.0	2500	\$1.25	\$40,625
<b>Blueberries - Fresh</b>	<b>2,290</b>			<b>\$10,140,360</b>

**State Total \$14,474,504**

**Extension District % of State Value**  
For Blueberries - Fresh



# East District

## Blueberries - Frozen

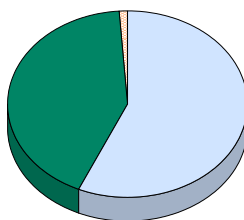
County	Acres	Yield	Price	Farm Gate Value
Appling	0.0	0	\$0.00	\$0
Bacon	825.0	5000	\$0.60	\$2,475,000
Brantley	36.0	277	\$0.60	\$5,983
Bryan	0.0	0	\$0.00	\$0
Bulloch	0.0	0	\$0.00	\$0
Burke	0.0	0	\$0.00	\$0
Camden	0.0	0	\$0.00	\$0
Candler	0.0	0	\$0.00	\$0
Charlton	0.0	0	\$0.00	\$0
Chatham	0.0	0	\$0.00	\$0
Effingham	0.0	0	\$0.00	\$0
Emanuel	0.0	0	\$0.00	\$0
Evans	0.0	0	\$0.00	\$0
Glynn	6.0	2500	\$0.60	\$9,000
Jeff Davis	0.0	0	\$0.00	\$0
Jefferson	0.0	0	\$0.00	\$0
Jenkins	0.0	0	\$0.00	\$0
Liberty	0.0	0	\$0.00	\$0
Long	0.0	0	\$0.00	\$0
McIntosh	0.0	0	\$0.00	\$0
Montgomery	0.0	0	\$0.00	\$0
Pierce	250.0	5000	\$0.60	\$750,000
Screven	0.0	0	\$0.00	\$0
Tattnall	0.0	0	\$0.00	\$0
Telfair	0.0	0	\$0.00	\$0
Toombs	0.0	0	\$0.00	\$0
Treutlen	0.0	0	\$0.00	\$0
Ware	300.0	4000	\$0.60	\$720,000
Wayne	285.0	1800	\$0.60	\$307,800
Wheeler	0.0	0	\$0.00	\$0
<b>Blueberries - Frozen</b>	<b>1,702</b>			<b>\$4,267,783</b>

State Total

\$7,549,540

### Extension District % of State Value

For Blueberries - Frozen



Central District	0.0%
East District	56.5%
North District	0.0%
South District	42.4%
West District	1.0%
<b>Total:</b>	<b>100.0%</b>

## Grapes

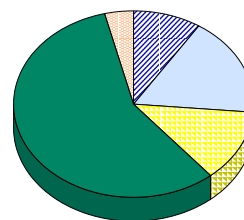
County	Acres	Yield	Price	Farm Gate Value
Appling	5.0	5500	\$0.78	\$21,313
Bacon	0.0	0	\$0.00	\$0
Brantley	0.0	0	\$0.00	\$0
Bryan	0.0	0	\$0.00	\$0
Bulloch	18.0	5600	\$0.78	\$78,120
Burke	0.0	0	\$0.00	\$0
Camden	2.0	5500	\$0.78	\$8,525
Candler	3.5	12000	\$0.78	\$32,550
Charlton	3.0	5500	\$0.78	\$12,788
Chatham	0.0	0	\$0.00	\$0
Effingham	0.0	0	\$0.00	\$0
Emanuel	18.2	5500	\$0.78	\$77,578
Evans	2.0	5000	\$0.78	\$7,750
Glynn	2.0	5500	\$0.78	\$8,525
Jeff Davis	0.0	0	\$0.00	\$0
Jefferson	1.0	4000	\$0.78	\$3,100
Jenkins	0.0	0	\$0.00	\$0
Liberty	0.0	0	\$0.00	\$0
Long	5.0	2800	\$0.78	\$10,850
McIntosh	0.0	0	\$0.00	\$0
Montgomery	0.0	0	\$0.00	\$0
Pierce	0.0	0	\$0.00	\$0
Screven	200.0	5000	\$0.78	\$775,000
Tattnall	5.0	5500	\$0.78	\$21,313
Telfair	0.0	0	\$0.00	\$0
Toombs	20.0	4500	\$0.78	\$69,750
Treutlen	0.0	0	\$0.00	\$0
Ware	0.0	0	\$0.00	\$0
Wayne	15.0	5000	\$0.78	\$58,125
Wheeler	0.0	0	\$0.00	\$0
<b>Grapes</b>	<b>300</b>			<b>\$1,185,285</b>

State Total

\$6,890,378

### Extension District % of State Value

For Grapes



Central District	9.3%
East District	17.2%
North District	12.3%
South District	57.2%
West District	4.0%
<b>Total:</b>	<b>100.0%</b>

# East District

## Miscellaneous Fruit and Nut

County	Farm Gate Value
Appling	\$0
Bacon	\$0
Brantley	\$0
Bryan	\$0
Bulloch	\$8,000
Burke	\$0
Camden	\$0
Candler	\$0
Charlton	\$0
Chatham	\$0
Effingham	\$0
Emanuel	\$0
Evans	\$48,000
Glynn	\$0
Jeff Davis	\$0
Jefferson	\$0
Jenkins	\$0
Liberty	\$0
Long	\$0
McIntosh	\$0
Montgomery	\$0
Pierce	\$390,000
Screven	\$0
Tattnall	\$0
Telfair	\$0
Toombs	\$0
Treutlen	\$0
Ware	\$0
Wayne	\$0
Wheeler	\$0
<b>Miscellaneous Fruit and Nut</b>	<b>\$446,000</b>

State Total

\$1,407,245

## Peaches

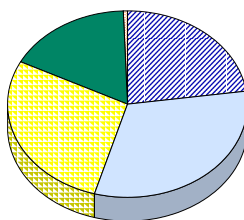
County	Acres	Yield	Price	Farm Gate Value
Appling	0.0	0	\$0.00	\$0
Bacon	0.0	0	\$0.00	\$0
Brantley	5.0	3600	\$0.33	\$5,940
Bryan	0.0	0	\$0.00	\$0
Bulloch	22.0	4200	\$0.33	\$30,492
Burke	0.0	0	\$0.00	\$0
Camden	0.0	0	\$0.00	\$0
Candler	0.0	0	\$0.00	\$0
Charlton	0.0	0	\$0.00	\$0
Chatham	0.0	0	\$0.00	\$0
Effingham	0.0	0	\$0.00	\$0
Emanuel	0.0	0	\$0.00	\$0
Evans	0.0	0	\$0.00	\$0
Glynn	0.0	0	\$0.00	\$0
Jeff Davis	0.0	0	\$0.00	\$0
Jefferson	0.0	0	\$0.00	\$0
Jenkins	0.0	0	\$0.00	\$0
Liberty	0.0	0	\$0.00	\$0
Long	0.0	0	\$0.00	\$0
McIntosh	0.0	0	\$0.00	\$0
Montgomery	0.0	0	\$0.00	\$0
Pierce	150.0	9500	\$0.33	\$470,250
Screven	6.0	300	\$0.33	\$594
Tattnall	40.0	4000	\$0.33	\$52,800
Telfair	0.0	0	\$0.00	\$0
Toombs	0.0	0	\$0.00	\$0
Treutlen	0.0	0	\$0.00	\$0
Ware	0.0	0	\$0.00	\$0
Wayne	10.0	11000	\$0.33	\$36,300
Wheeler	0.0	0	\$0.00	\$0
<b>Peaches</b>	<b>233</b>			<b>\$596,376</b>

State Total

\$39,864,643

### Extension District % of State Value

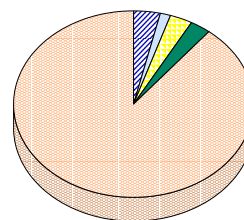
For Miscellaneous Fruit and Nut



Central District	22.9%
East District	31.7%
North District	28.0%
South District	16.8%
West District	0.6%
Total:	100.0%

### Extension District % of State Value

For Peaches



Central District	3.5%
East District	1.5%
North District	3.1%
South District	2.6%
West District	89.3%
Total:	100.0%

# East District

## Pecans

County	Acres	Yield	Price	Farm Gate Value
Appling	300.0	1000	\$1.30	\$390,000
Bacon	100.0	700	\$1.30	\$91,000
Brantley	100.0	400	\$1.30	\$52,000
Bryan	0.0	0	\$0.00	\$0
Bulloch	1,500.0	650	\$1.30	\$1,267,500
Burke	3,500.0	75	\$1.30	\$341,250
Camden	0.0	0	\$0.00	\$0
Candler	1,500.0	1300	\$1.30	\$2,535,000
Charlton	85.0	500	\$1.30	\$55,250
Chatham	0.0	0	\$0.00	\$0
Effingham	50.0	800	\$1.30	\$52,000
Emanuel	1,000.0	500	\$1.30	\$650,000
Evans	387.0	600	\$1.30	\$301,860
Glynn	0.0	0	\$0.00	\$0
Jeff Davis	35.0	1000	\$1.30	\$45,500
Jefferson	1,400.0	400	\$1.30	\$728,000
Jenkins	600.0	400	\$1.30	\$312,000
Liberty	0.0	0	\$0.00	\$0
Long	3.8	800	\$1.30	\$3,952
McIntosh	0.0	0	\$0.00	\$0
Montgomery	750.0	800	\$1.30	\$780,000
Pierce	1,600.0	1200	\$1.30	\$2,496,000
Screven	2,000.0	480	\$1.30	\$1,248,000
Tattnall	3,500.0	650	\$1.30	\$2,957,500
Telfair	500.0	300	\$1.30	\$195,000
Toombs	600.0	800	\$1.30	\$624,000
Treutlen	80.0	690	\$1.30	\$71,760
Ware	1,700.0	650	\$1.30	\$1,436,500
Wayne	225.0	1200	\$1.30	\$351,000
Wheeler	390.0	880	\$1.30	\$446,160
<b>Pecans</b>	<b>21,906</b>			<b>\$17,431,232</b>

## Strawberries

County	Acres	Yield	Price	Farm Gate Value
Appling	7.0	30000	\$1.25	\$262,500
Bacon	0.0	0	\$0.00	\$0
Brantley	2.0	8500	\$1.25	\$21,250
Bryan	0.0	0	\$0.00	\$0
Bulloch	3.0	36000	\$1.25	\$135,000
Burke	5.0	4200	\$1.25	\$26,250
Camden	0.5	39800	\$1.25	\$24,875
Candler	5.0	2500	\$1.25	\$15,625
Charlton	0.0	0	\$0.00	\$0
Chatham	2.5	14500	\$1.25	\$45,313
Effingham	2.0	12500	\$1.25	\$31,250
Emanuel	0.0	0	\$0.00	\$0
Evans	2.0	15000	\$1.25	\$37,500
Glynn	0.0	0	\$0.00	\$0
Jeff Davis	0.0	0	\$0.00	\$0
Jefferson	2.0	16800	\$1.25	\$42,000
Jenkins	0.0	0	\$0.00	\$0
Liberty	0.0	0	\$0.00	\$0
Long	0.0	0	\$0.00	\$0
McIntosh	0.0	0	\$0.00	\$0
Montgomery	0.0	0	\$0.00	\$0
Pierce	0.0	0	\$0.00	\$0
Screven	4.0	1000	\$1.25	\$5,000
Tattnall	2.0	10000	\$1.25	\$25,000
Telfair	0.0	0	\$0.00	\$0
Toombs	0.0	0	\$0.00	\$0
Treutlen	0.0	0	\$0.00	\$0
Ware	0.0	0	\$0.00	\$0
Wayne	4.0	26000	\$1.25	\$130,000
Wheeler	0.0	0	\$0.00	\$0
<b>Strawberries</b>	<b>41</b>			<b>\$801,563</b>

State Total

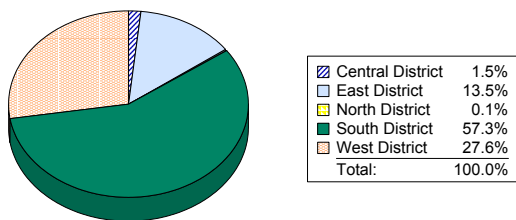
\$129,204,166

State Total

\$3,797,133

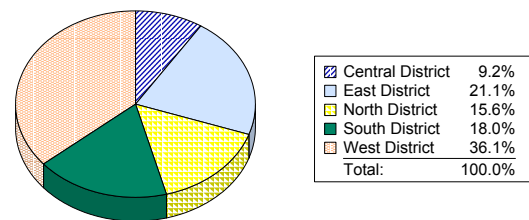
### Extension District % of State Value

For Pecans



### Extension District % of State Value

For Strawberries



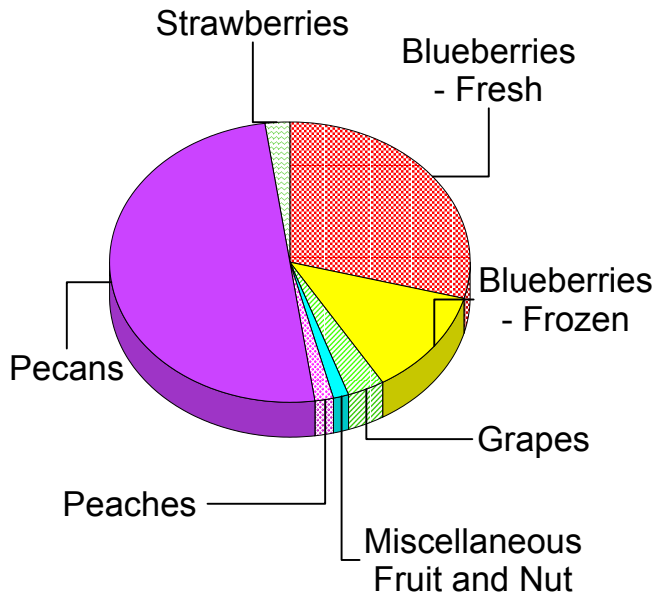
# East District

Fruits and Nuts  
East District

\$34,868,599

## District Commodity Category Breakdown

For Fruits and Nuts



Apples	0.0%
Blueberries - Fresh	29.1%
Blueberries - Frozen	12.2%
Grapes	3.4%
Miscellaneous Fruit and Nut	1.3%
Peaches	1.7%
Pecans	50.0%
Strawberries	2.3%
Total:	100.0%

# East District

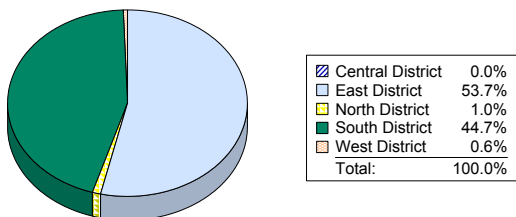
## Vegetables

### Banana Peppers

County	Acres	Farm Gate Value
Appling	0.0	\$0
Bacon	0.0	\$0
Brantley	0.0	\$0
Bryan	0.0	\$0
Bulloch	0.0	\$0
Burke	0.0	\$0
Camden	0.0	\$0
Candler	5.0	\$30,000
Charlton	0.0	\$0
Chatham	0.0	\$0
Effingham	0.0	\$0
Emanuel	0.0	\$0
Evans	0.0	\$0
Glynn	0.0	\$0
Jeff Davis	0.0	\$0
Jefferson	0.0	\$0
Jenkins	0.0	\$0
Liberty	0.0	\$0
Long	0.0	\$0
McIntosh	0.0	\$0
Montgomery	0.0	\$0
Pierce	0.0	\$0
Screven	6.0	\$24,000
Tattnall	1.0	\$9,000
Telfair	0.0	\$0
Toombs	0.0	\$0
Treutlen	0.0	\$0
Ware	80.0	\$760,000
Wayne	0.0	\$0
Wheeler	0.0	\$0
<b>Banana Peppers</b>	<b>92</b>	<b>\$823,000</b>

**State Total \$1,532,400**

**Extension District % of State Value**  
For Banana Peppers

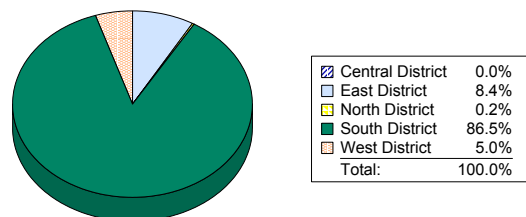


### Bell Peppers

County	Acres	Farm Gate Value
Appling	0.0	\$0
Bacon	10.0	\$28,000
Brantley	0.0	\$0
Bryan	0.0	\$0
Bulloch	2.0	\$18,000
Burke	2.0	\$3,500
Camden	0.0	\$0
Candler	5.0	\$14,000
Charlton	0.0	\$0
Chatham	0.0	\$0
Effingham	0.0	\$0
Emanuel	0.0	\$0
Evans	0.0	\$0
Glynn	0.0	\$0
Jeff Davis	4.8	\$3,226
Jefferson	0.0	\$0
Jenkins	0.0	\$0
Liberty	36.0	\$68,040
Long	5.0	\$18,900
McIntosh	0.0	\$0
Montgomery	0.0	\$0
Pierce	0.0	\$0
Screven	100.0	\$289,500
Tattnall	1.0	\$3,780
Telfair	5.0	\$19,000
Toombs	85.0	\$317,838
Treutlen	25.0	\$118,750
Ware	500.0	\$3,232,500
Wayne	5.0	\$12,250
Wheeler	0.0	\$0
<b>Bell Peppers</b>	<b>786</b>	<b>\$4,147,283</b>

**State Total \$49,555,238**

**Extension District % of State Value**  
For Bell Peppers



# East District

## Broccoli

County	Acres	Farm Gate Value
Appling	0.0	\$0
Bacon	0.0	\$0
Brantley	0.0	\$0
Bryan	0.0	\$0
Bulloch	0.0	\$0
Burke	0.0	\$0
Camden	0.0	\$0
Candler	0.0	\$0
Charlton	0.0	\$0
Chatham	0.0	\$0
Effingham	0.0	\$0
Emanuel	0.0	\$0
Evans	0.0	\$0
Glynn	0.0	\$0
Jeff Davis	0.0	\$0
Jefferson	0.0	\$0
Jenkins	0.0	\$0
Liberty	0.0	\$0
Long	0.0	\$0
McIntosh	0.0	\$0
Montgomery	0.0	\$0
Pierce	0.0	\$0
Screven	0.0	\$0
Tattnall	0.0	\$0
Telfair	0.0	\$0
Toombs	0.0	\$0
Treutlen	0.0	\$0
Ware	0.0	\$0
Wayne	2.0	\$5,600
Wheeler	0.0	\$0
<b>Broccoli</b>	<b>2</b>	<b>\$5,600</b>

## Cabbage

County	Acres	Farm Gate Value
Appling	10.0	\$4,600
Bacon	20.0	\$36,800
Brantley	0.0	\$0
Bryan	0.0	\$0
Bulloch	1.0	\$2,875
Burke	0.0	\$0
Camden	0.0	\$0
Candler	5.0	\$13,800
Charlton	0.0	\$0
Chatham	0.0	\$0
Effingham	0.0	\$0
Emanuel	0.0	\$0
Evans	43.0	\$98,900
Glynn	0.0	\$0
Jeff Davis	0.0	\$0
Jefferson	0.0	\$0
Jenkins	0.0	\$0
Liberty	20.0	\$15,795
Long	0.0	\$0
McIntosh	0.0	\$0
Montgomery	0.0	\$0
Pierce	0.0	\$0
Screven	0.0	\$0
Tattnall	200.0	\$552,000
Telfair	250.0	\$609,500
Toombs	300.0	\$828,000
Treutlen	0.0	\$0
Ware	180.0	\$460,000
Wayne	80.0	\$184,000
Wheeler	0.0	\$0
<b>Cabbage</b>	<b>1,109</b>	<b>\$2,806,270</b>

State Total

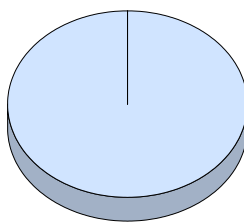
\$5,600

State Total

\$29,976,593

Extension District % of State Value

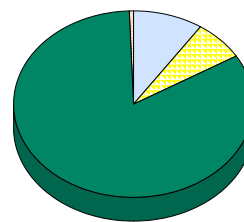
For Broccoli



Central District	0.0%
East District	100.0%
North District	0.0%
South District	0.0%
West District	0.0%
Total:	100.0%

Extension District % of State Value

For Cabbage



Central District	0.0%
East District	9.4%
North District	6.9%
South District	83.2%
West District	0.6%
Total:	100.0%

# East District

## Cantaloupe

County	Acres	Farm Gate Value
Appling	0.0	\$0
Bacon	10.0	\$12,000
Brantley	0.0	\$0
Bryan	0.0	\$0
Bulloch	200.0	\$600,000
Burke	1.0	\$2,700
Camden	0.0	\$0
Candler	30.0	\$72,000
Charlton	0.0	\$0
Chatham	0.0	\$0
Effingham	10.0	\$27,000
Emanuel	0.0	\$0
Evans	4.0	\$9,600
Glynn	0.0	\$0
Jeff Davis	0.0	\$0
Jefferson	2.0	\$1,440
Jenkins	0.0	\$0
Liberty	0.0	\$0
Long	3.5	\$10,500
McIntosh	0.0	\$0
Montgomery	0.0	\$0
Pierce	0.0	\$0
Screven	25.0	\$30,000
Tattnall	50.0	\$120,000
Telfair	0.0	\$0
Toombs	25.0	\$75,000
Treutlen	0.0	\$0
Ware	0.0	\$0
Wayne	125.0	\$375,000
Wheeler	61.0	\$146,400
<b>Cantaloupe</b>	<b>547</b>	<b>\$1,481,640</b>

## Carrots

County	Acres	Farm Gate Value
Appling	0.0	\$0
Bacon	60.0	\$231,000
Brantley	0.0	\$0
Bryan	0.0	\$0
Bulloch	0.0	\$0
Burke	0.0	\$0
Camden	0.0	\$0
Candler	0.0	\$0
Charlton	0.0	\$0
Chatham	0.0	\$0
Effingham	0.0	\$0
Emanuel	0.0	\$0
Evans	100.0	\$420,000
Glynn	0.0	\$0
Jeff Davis	225.0	\$826,875
Jefferson	0.0	\$0
Jenkins	0.0	\$0
Liberty	0.0	\$0
Long	0.0	\$0
McIntosh	0.0	\$0
Montgomery	0.0	\$0
Pierce	0.0	\$0
Screven	0.0	\$0
Tattnall	200.0	\$840,000
Telfair	0.0	\$0
Toombs	1,175.0	\$2,975,000
Treutlen	0.0	\$0
Ware	0.0	\$0
Wayne	250.0	\$962,500
Wheeler	0.0	\$0
<b>Carrots</b>	<b>2,010</b>	<b>\$6,255,375</b>

State Total

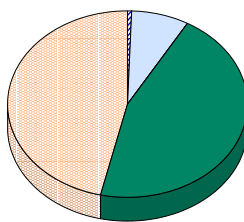
\$18,910,800

State Total

\$12,852,525

Extension District % of State Value

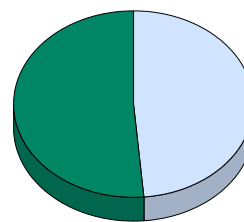
For Cantaloupe



Central District	0.5%
East District	7.8%
North District	0.1%
South District	45.3%
West District	46.3%
Total:	100.0%

Extension District % of State Value

For Carrots



Central District	0.0%
East District	48.7%
North District	0.0%
South District	51.3%
West District	0.0%
Total:	100.0%



# East District

## Collards

County	Acres	Farm Gate Value
Appling	0.0	\$0
Bacon	30.0	\$48,806
Brantley	0.0	\$0
Bryan	0.0	\$0
Bulloch	0.0	\$0
Burke	10.0	\$4,750
Camden	0.0	\$0
Candler	20.0	\$30,281
Charlton	0.0	\$0
Chatham	0.0	\$0
Effingham	1.0	\$1,425
Emanuel	8.0	\$11,400
Evans	15.0	\$21,375
Glynn	0.0	\$0
Jeff Davis	0.0	\$0
Jefferson	2.0	\$950
Jenkins	0.0	\$0
Liberty	0.0	\$0
Long	10.0	\$14,250
McIntosh	0.0	\$0
Montgomery	0.0	\$0
Pierce	400.0	\$1,045,000
Screven	0.0	\$0
Tattnall	200.0	\$342,000
Telfair	50.0	\$59,375
Toombs	100.0	\$161,856
Treutlen	0.0	\$0
Ware	15.0	\$21,375
Wayne	10.0	\$14,250
Wheeler	400.0	\$605,328
<b>Collards</b>	<b>1,271</b>	<b>\$2,382,421</b>

## Cucumbers

County	Acres	Farm Gate Value
Appling	200.0	\$360,000
Bacon	0.0	\$0
Brantley	1.5	\$2,385
Bryan	0.0	\$0
Bulloch	0.0	\$0
Burke	0.0	\$0
Camden	0.0	\$0
Candler	375.0	\$978,250
Charlton	0.0	\$0
Chatham	0.0	\$0
Effingham	2.0	\$12,720
Emanuel	0.0	\$0
Evans	0.0	\$0
Glynn	0.0	\$0
Jeff Davis	0.0	\$0
Jefferson	2.0	\$2,120
Jenkins	0.0	\$0
Liberty	50.0	\$106,000
Long	82.4	\$283,868
McIntosh	0.0	\$0
Montgomery	0.0	\$0
Pierce	400.0	\$943,000
Screven	60.0	\$203,400
Tattnall	250.0	\$726,000
Telfair	0.0	\$0
Toombs	490.0	\$1,122,650
Treutlen	0.0	\$0
Ware	160.0	\$775,350
Wayne	210.0	\$388,800
Wheeler	0.0	\$0
<b>Cucumbers</b>	<b>2,283</b>	<b>\$5,904,543</b>

State Total

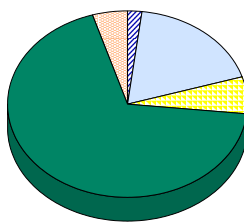
\$13,080,033

State Total

\$55,799,678

Extension District % of State Value

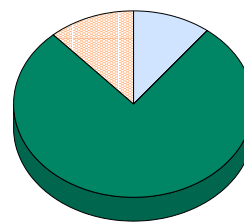
For Collards



Central District	2.0%
East District	18.2%
North District	6.4%
South District	68.8%
West District	4.6%
Total:	100.0%

Extension District % of State Value

For Cucumbers



Central District	0.0%
East District	10.6%
North District	0.0%
South District	77.6%
West District	11.8%
Total:	100.0%

# East District

## Eggplant

County	Acres	Farm Gate Value
Appling	0.0	\$0
Bacon	0.0	\$0
Brantley	0.0	\$0
Bryan	0.0	\$0
Bulloch	0.0	\$0
Burke	0.0	\$0
Camden	0.0	\$0
Candler	0.0	\$0
Charlton	0.0	\$0
Chatham	0.0	\$0
Effingham	0.0	\$0
Emanuel	0.0	\$0
Evans	0.0	\$0
Glynn	0.0	\$0
Jeff Davis	0.0	\$0
Jefferson	0.0	\$0
Jenkins	0.0	\$0
Liberty	0.0	\$0
Long	1.0	\$1,650
McIntosh	0.0	\$0
Montgomery	0.0	\$0
Pierce	0.0	\$0
Screven	15.0	\$63,000
Tattnall	0.0	\$0
Telfair	0.0	\$0
Toombs	16.0	\$115,200
Treutlen	5.0	\$27,000
Ware	60.0	\$648,000
Wayne	6.0	\$18,000
Wheeler	0.0	\$0
<b>Eggplant</b>	<b>103</b>	<b>\$872,850</b>

## English Peas

County	Acres	Farm Gate Value
Appling	0.0	\$0
Bacon	0.0	\$0
Brantley	0.0	\$0
Bryan	0.0	\$0
Bulloch	0.0	\$0
Burke	0.0	\$0
Camden	0.0	\$0
Candler	0.0	\$0
Charlton	0.0	\$0
Chatham	0.0	\$0
Effingham	0.0	\$0
Emanuel	0.0	\$0
Evans	0.0	\$0
Glynn	0.0	\$0
Jeff Davis	0.0	\$0
Jefferson	0.0	\$0
Jenkins	0.0	\$0
Liberty	0.0	\$0
Long	0.0	\$0
McIntosh	0.0	\$0
Montgomery	0.0	\$0
Pierce	0.0	\$0
Screven	0.0	\$0
Tattnall	10.0	\$15,000
Telfair	0.0	\$0
Toombs	0.0	\$0
Treutlen	0.0	\$0
Ware	0.0	\$0
Wayne	0.0	\$0
Wheeler	0.0	\$0
<b>English Peas</b>	<b>10</b>	<b>\$15,000</b>

State Total

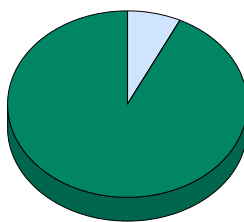
\$12,198,810

State Total

\$870,500

Extension District % of State Value

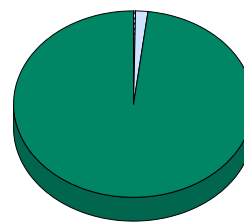
For Eggplant



Central District	0.0%
East District	7.2%
North District	0.0%
South District	92.7%
West District	0.1%
Total:	100.0%

Extension District % of State Value

For English Peas



Central District	0.3%
East District	1.7%
North District	0.0%
South District	97.9%
West District	0.0%
Total:	100.0%

# East District

## Green Onions

County	Acres	Farm Gate Value
Appling	0.0	\$0
Bacon	0.0	\$0
Brantley	0.0	\$0
Bryan	0.0	\$0
Bulloch	0.0	\$0
Burke	0.0	\$0
Camden	0.0	\$0
Candler	5.0	\$32,000
Charlton	0.0	\$0
Chatham	0.0	\$0
Effingham	0.0	\$0
Emanuel	0.0	\$0
Evans	0.0	\$0
Glynn	0.0	\$0
Jeff Davis	0.0	\$0
Jefferson	0.0	\$0
Jenkins	0.0	\$0
Liberty	0.0	\$0
Long	0.0	\$0
McIntosh	0.0	\$0
Montgomery	0.0	\$0
Pierce	0.0	\$0
Screven	0.0	\$0
Tattnall	115.0	\$644,560
Telfair	0.0	\$0
Toombs	100.0	\$440,000
Treutlen	0.0	\$0
Ware	0.0	\$0
Wayne	0.0	\$0
Wheeler	0.0	\$0
<b>Green Onions</b>	<b>220</b>	<b>\$1,116,560</b>

## Hot Peppers

County	Acres	Farm Gate Value
Appling	0.0	\$0
Bacon	0.0	\$0
Brantley	0.0	\$0
Bryan	0.0	\$0
Bulloch	0.0	\$0
Burke	0.0	\$0
Camden	0.0	\$0
Candler	5.0	\$22,500
Charlton	0.0	\$0
Chatham	0.0	\$0
Effingham	0.0	\$0
Emanuel	0.0	\$0
Evans	0.0	\$0
Glynn	0.0	\$0
Jeff Davis	0.0	\$0
Jefferson	0.0	\$0
Jenkins	0.0	\$0
Liberty	0.0	\$0
Long	0.0	\$0
McIntosh	0.0	\$0
Montgomery	0.0	\$0
Pierce	300.0	\$891,000
Screven	6.0	\$21,600
Tattnall	1.0	\$6,750
Telfair	0.0	\$0
Toombs	20.0	\$135,000
Treutlen	0.0	\$0
Ware	0.0	\$0
Wayne	0.0	\$0
Wheeler	0.0	\$0
<b>Hot Peppers</b>	<b>332</b>	<b>\$1,076,850</b>

State Total

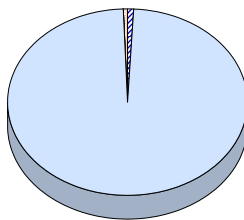
\$1,133,760

State Total

\$6,425,325

**Extension District % of State Value**

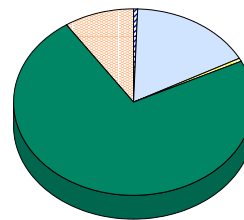
For Green Onions



Central District	0.8%
East District	98.5%
North District	0.1%
South District	0.0%
West District	0.5%
<b>Total:</b>	<b>100.0%</b>

**Extension District % of State Value**

For Hot Peppers



Central District	0.5%
East District	16.8%
North District	0.4%
South District	73.0%
West District	9.3%
<b>Total:</b>	<b>100.0%</b>

# East District

## Irish Potatoes

County	Acres	Farm Gate Value
Appling	0.0	\$0
Bacon	0.0	\$0
Brantley	0.0	\$0
Bryan	0.0	\$0
Bulloch	0.0	\$0
Burke	0.0	\$0
Camden	0.0	\$0
Candler	0.0	\$0
Charlton	0.0	\$0
Chatham	0.0	\$0
Effingham	0.0	\$0
Emanuel	0.0	\$0
Evans	0.0	\$0
Glynn	0.0	\$0
Jeff Davis	0.0	\$0
Jefferson	0.0	\$0
Jenkins	0.0	\$0
Liberty	0.0	\$0
Long	0.0	\$0
McIntosh	0.0	\$0
Montgomery	0.0	\$0
Pierce	0.0	\$0
Screven	0.0	\$0
Tattnall	10.0	\$20,160
Telfair	0.0	\$0
Toombs	0.0	\$0
Treutlen	0.0	\$0
Ware	0.0	\$0
Wayne	4.0	\$6,720
Wheeler	0.0	\$0
<b>Irish Potatoes</b>	<b>14</b>	<b>\$26,880</b>

## Kale

County	Acres	Farm Gate Value
Appling	0.0	\$0
Bacon	0.0	\$0
Brantley	0.0	\$0
Bryan	0.0	\$0
Bulloch	0.0	\$0
Burke	0.0	\$0
Camden	0.0	\$0
Candler	0.0	\$0
Charlton	0.0	\$0
Chatham	0.0	\$0
Effingham	0.0	\$0
Emanuel	0.0	\$0
Evans	0.0	\$0
Glynn	0.0	\$0
Jeff Davis	0.0	\$0
Jefferson	0.0	\$0
Jenkins	0.0	\$0
Liberty	0.0	\$0
Long	0.0	\$0
McIntosh	0.0	\$0
Montgomery	0.0	\$0
Pierce	0.0	\$0
Screven	0.0	\$0
Tattnall	20.0	\$23,750
Telfair	0.0	\$0
Toombs	25.0	\$33,844
Treutlen	0.0	\$0
Ware	0.0	\$0
Wayne	0.0	\$0
Wheeler	0.0	\$0
<b>Kale</b>	<b>45</b>	<b>\$57,594</b>

State Total

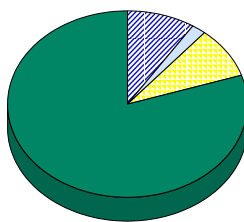
\$1,432,389

State Total

\$2,145,933

### Extension District % of State Value

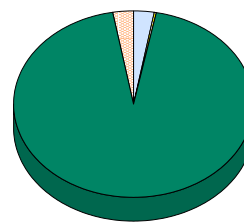
For Irish Potatoes



Central District	9.2%
East District	1.9%
North District	8.9%
South District	80.0%
West District	0.0%
<b>Total:</b>	<b>100.0%</b>

### Extension District % of State Value

For Kale



Central District	0.1%
East District	2.7%
North District	0.2%
South District	94.2%
West District	2.8%
<b>Total:</b>	<b>100.0%</b>

# East District

## Lettuce

County	Acres	Farm Gate Value
Appling	0.0	\$0
Bacon	0.0	\$0
Brantley	0.0	\$0
Bryan	0.0	\$0
Bulloch	0.0	\$0
Burke	0.0	\$0
Camden	0.0	\$0
Candler	0.0	\$0
Charlton	0.0	\$0
Chatham	0.0	\$0
Effingham	0.0	\$0
Emanuel	0.0	\$0
Evans	0.0	\$0
Glynn	0.0	\$0
Jeff Davis	0.0	\$0
Jefferson	0.0	\$0
Jenkins	0.0	\$0
Liberty	0.0	\$0
Long	0.0	\$0
McIntosh	0.0	\$0
Montgomery	0.0	\$0
Pierce	0.0	\$0
Screven	0.0	\$0
Tattnall	0.0	\$0
Telfair	0.0	\$0
Toombs	0.0	\$0
Treutlen	0.0	\$0
Ware	0.0	\$0
Wayne	0.0	\$0
Wheeler	0.0	\$0
<b>Lettuce</b>	<b>0</b>	<b>\$0</b>

## Lima Beans

County	Acres	Farm Gate Value
Appling	0.0	\$0
Bacon	0.0	\$0
Brantley	0.0	\$0
Bryan	0.0	\$0
Bulloch	4.0	\$7,800
Burke	15.0	\$26,250
Camden	0.0	\$0
Candler	5.0	\$9,750
Charlton	0.0	\$0
Chatham	0.0	\$0
Effingham	0.0	\$0
Emanuel	4.0	\$3,600
Evans	0.0	\$0
Glynn	0.0	\$0
Jeff Davis	0.0	\$0
Jefferson	2.0	\$1,500
Jenkins	0.0	\$0
Liberty	0.0	\$0
Long	0.0	\$0
McIntosh	0.0	\$0
Montgomery	0.0	\$0
Pierce	0.0	\$0
Screven	0.0	\$0
Tattnall	40.0	\$78,000
Telfair	0.0	\$0
Toombs	0.0	\$0
Treutlen	0.0	\$0
Ware	0.0	\$0
Wayne	10.0	\$15,000
Wheeler	0.0	\$0
<b>Lima Beans</b>	<b>80</b>	<b>\$141,900</b>

State Total

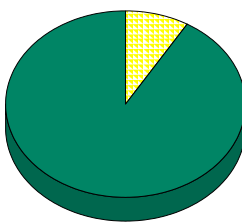
\$1,166,800

State Total

\$3,826,065

Extension District % of State Value

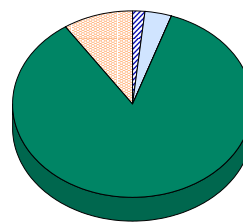
For Lettuce



Central District	0.0%
East District	0.0%
North District	8.6%
South District	91.4%
West District	0.0%
<b>Total:</b>	<b>100.0%</b>

Extension District % of State Value

For Lima Beans



Central District	1.7%
East District	3.7%
North District	0.0%
South District	85.2%
West District	9.4%
<b>Total:</b>	<b>100.0%</b>

# East District

## Mustard

County	Acres	Farm Gate Value
Appling	0.0	\$0
Bacon	10.0	\$16,625
Brantley	0.0	\$0
Bryan	0.0	\$0
Bulloch	0.0	\$0
Burke	0.0	\$0
Camden	0.0	\$0
Candler	0.0	\$0
Charlton	0.0	\$0
Chatham	0.0	\$0
Effingham	0.0	\$0
Emanuel	4.0	\$5,700
Evans	0.0	\$0
Glynn	0.0	\$0
Jeff Davis	0.0	\$0
Jefferson	0.0	\$0
Jenkins	0.0	\$0
Liberty	0.0	\$0
Long	0.0	\$0
McIntosh	0.0	\$0
Montgomery	0.0	\$0
Pierce	0.0	\$0
Screven	0.0	\$0
Tattnall	150.0	\$237,500
Telfair	0.0	\$0
Toombs	75.0	\$116,375
Treutlen	0.0	\$0
Ware	40.0	\$61,750
Wayne	7.0	\$10,925
Wheeler	220.0	\$339,625
<b>Mustard</b>	<b>506</b>	<b>\$788,500</b>

## Okra

County	Acres	Farm Gate Value
Appling	0.0	\$0
Bacon	10.0	\$63,000
Brantley	0.0	\$0
Bryan	0.0	\$0
Bulloch	2.0	\$12,600
Burke	0.0	\$0
Camden	0.0	\$0
Candler	0.0	\$0
Charlton	5.0	\$18,000
Chatham	0.0	\$0
Effingham	0.0	\$0
Emanuel	0.0	\$0
Evans	0.0	\$0
Glynn	0.0	\$0
Jeff Davis	0.0	\$0
Jefferson	2.0	\$4,500
Jenkins	0.0	\$0
Liberty	0.0	\$0
Long	0.0	\$0
McIntosh	0.0	\$0
Montgomery	0.0	\$0
Pierce	0.0	\$0
Screven	0.0	\$0
Tattnall	15.0	\$94,500
Telfair	0.0	\$0
Toombs	0.0	\$0
Treutlen	0.0	\$0
Ware	25.0	\$67,500
Wayne	3.0	\$16,200
Wheeler	11.0	\$77,220
<b>Okra</b>	<b>73</b>	<b>\$353,520</b>

State Total

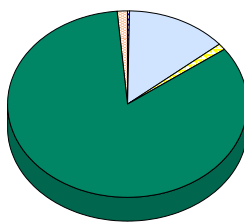
\$5,827,439

State Total

\$2,165,080

Extension District % of State Value

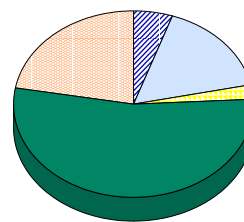
For Mustard



Central District	0.3%
East District	13.5%
North District	1.1%
South District	83.8%
West District	1.3%
Total:	100.0%

Extension District % of State Value

For Okra



Central District	5.4%
East District	16.3%
North District	2.6%
South District	53.6%
West District	22.1%
Total:	100.0%

# East District

## Onions

County	Acres	Farm Gate Value
Appling	50.0	\$195,000
Bacon	0.0	\$0
Brantley	0.0	\$0
Bryan	0.0	\$0
Bulloch	740.0	\$4,232,800
Burke	0.0	\$0
Camden	0.0	\$0
Candler	1,500.0	\$6,825,000
Charlton	0.0	\$0
Chatham	0.0	\$0
Effingham	0.0	\$0
Emanuel	0.0	\$0
Evans	829.0	\$4,741,880
Glynn	0.0	\$0
Jeff Davis	0.0	\$0
Jefferson	0.0	\$0
Jenkins	0.0	\$0
Liberty	0.0	\$0
Long	20.0	\$104,000
McIntosh	0.0	\$0
Montgomery	350.0	\$1,933,750
Pierce	110.0	\$929,500
Screven	0.0	\$0
Tattnall	6,716.0	\$43,654,000
Telfair	0.0	\$0
Toombs	3,683.0	\$21,545,550
Treutlen	120.0	\$624,000
Ware	10.0	\$13,000
Wayne	150.0	\$780,000
Wheeler	755.0	\$6,477,900
<b>Onions</b>	<b>15,033</b>	<b>\$92,056,380</b>

## Pole Beans

County	Acres	Farm Gate Value
Appling	0.0	\$0
Bacon	10.0	\$32,500
Brantley	0.0	\$0
Bryan	0.0	\$0
Bulloch	6.0	\$19,500
Burke	0.0	\$0
Camden	0.0	\$0
Candler	0.0	\$0
Charlton	0.0	\$0
Chatham	0.0	\$0
Effingham	0.0	\$0
Emanuel	0.0	\$0
Evans	0.0	\$0
Glynn	0.0	\$0
Jeff Davis	0.0	\$0
Jefferson	0.0	\$0
Jenkins	0.0	\$0
Liberty	0.0	\$0
Long	0.0	\$0
McIntosh	0.0	\$0
Montgomery	0.0	\$0
Pierce	0.0	\$0
Screven	0.0	\$0
Tattnall	0.0	\$0
Telfair	0.0	\$0
Toombs	0.0	\$0
Treutlen	0.0	\$0
Ware	0.0	\$0
Wayne	0.0	\$0
Wheeler	0.0	\$0
<b>Pole Beans</b>	<b>16</b>	<b>\$52,000</b>

State Total

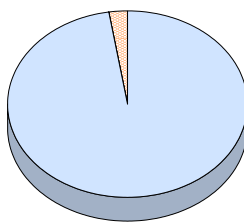
\$94,487,900

State Total

\$963,230

Extension District % of State Value

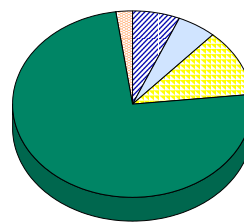
For Onions



Central District	0.0%
East District	97.4%
North District	0.0%
South District	0.2%
West District	2.4%
<b>Total:</b>	<b>100.0%</b>

Extension District % of State Value

For Pole Beans



Central District	6.3%
East District	5.4%
North District	11.7%
South District	74.4%
West District	2.2%
<b>Total:</b>	<b>100.0%</b>

# East District

## Pumpkin

County	Acres	Farm Gate Value
Appling	0.0	\$0
Bacon	30.0	\$90,000
Brantley	0.0	\$0
Bryan	0.0	\$0
Bulloch	0.0	\$0
Burke	0.0	\$0
Camden	0.0	\$0
Candler	10.0	\$25,000
Charlton	0.0	\$0
Chatham	0.0	\$0
Effingham	0.0	\$0
Emanuel	0.0	\$0
Evans	0.0	\$0
Glynn	0.0	\$0
Jeff Davis	0.0	\$0
Jefferson	0.0	\$0
Jenkins	0.0	\$0
Liberty	0.0	\$0
Long	0.0	\$0
McIntosh	0.0	\$0
Montgomery	0.0	\$0
Pierce	0.0	\$0
Screven	0.0	\$0
Tattnall	0.0	\$0
Telfair	0.0	\$0
Toombs	0.0	\$0
Treutlen	0.0	\$0
Ware	0.0	\$0
Wayne	0.0	\$0
Wheeler	3.0	\$9,000
<b>Pumpkin</b>	<b>43</b>	<b>\$124,000</b>

## Snap Beans

County	Acres	Farm Gate Value
Appling	10.0	\$12,000
Bacon	10.0	\$9,600
Brantley	6.5	\$5,850
Bryan	0.0	\$0
Bulloch	0.0	\$0
Burke	10.0	\$13,800
Camden	0.0	\$0
Candler	500.0	\$721,250
Charlton	0.0	\$0
Chatham	0.0	\$0
Effingham	2.0	\$3,600
Emanuel	0.0	\$0
Evans	0.0	\$0
Glynn	0.0	\$0
Jeff Davis	0.0	\$0
Jefferson	4.0	\$3,600
Jenkins	0.0	\$0
Liberty	0.0	\$0
Long	19.0	\$18,240
McIntosh	0.0	\$0
Montgomery	100.0	\$420,000
Pierce	0.0	\$0
Screven	180.0	\$733,500
Tattnall	50.0	\$90,000
Telfair	0.0	\$0
Toombs	500.0	\$889,000
Treutlen	25.0	\$42,250
Ware	150.0	\$240,500
Wayne	210.0	\$626,000
Wheeler	119.0	\$205,751
<b>Snap Beans</b>	<b>1,896</b>	<b>\$4,034,941</b>

State Total

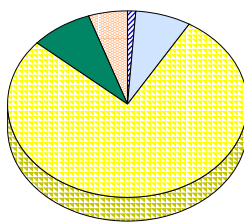
\$1,637,837

State Total

\$46,295,337

Extension District % of State Value

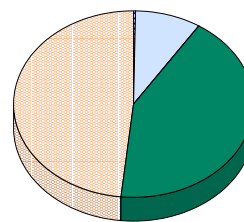
For Pumpkin



Central District	1.0%
East District	7.6%
North District	77.6%
South District	8.5%
West District	5.3%
Total:	100.0%

Extension District % of State Value

For Snap Beans



Central District	0.3%
East District	8.7%
North District	0.1%
South District	42.4%
West District	48.4%
Total:	100.0%



# East District

## Southern Peas

County	Acres	Farm Gate Value
Appling	0.0	\$0
Bacon	20.0	\$18,000
Brantley	0.0	\$0
Bryan	0.0	\$0
Bulloch	10.0	\$13,000
Burke	17.0	\$14,500
Camden	0.0	\$0
Candler	15.0	\$19,500
Charlton	20.0	\$10,000
Chatham	0.0	\$0
Effingham	0.0	\$0
Emanuel	14.0	\$8,400
Evans	0.0	\$0
Glynn	0.0	\$0
Jeff Davis	0.0	\$0
Jefferson	60.0	\$36,000
Jenkins	0.0	\$0
Liberty	0.0	\$0
Long	4.0	\$3,600
McIntosh	0.0	\$0
Montgomery	0.0	\$0
Pierce	0.0	\$0
Screven	0.0	\$0
Tattnall	100.0	\$130,000
Telfair	0.0	\$0
Toombs	0.0	\$0
Treutlen	0.0	\$0
Ware	100.0	\$85,000
Wayne	155.0	\$188,500
Wheeler	95.0	\$120,300
<b>Southern Peas</b>	<b>610</b>	<b>\$646,800</b>

## Spinach

County	Acres	Farm Gate Value
Appling	0.0	\$0
Bacon	0.0	\$0
Brantley	0.0	\$0
Bryan	0.0	\$0
Bulloch	0.0	\$0
Burke	0.0	\$0
Camden	0.0	\$0
Candler	0.0	\$0
Charlton	0.0	\$0
Chatham	0.0	\$0
Effingham	0.0	\$0
Emanuel	0.0	\$0
Evans	0.0	\$0
Glynn	0.0	\$0
Jeff Davis	0.0	\$0
Jefferson	0.0	\$0
Jenkins	0.0	\$0
Liberty	0.0	\$0
Long	0.0	\$0
McIntosh	0.0	\$0
Montgomery	0.0	\$0
Pierce	0.0	\$0
Screven	0.0	\$0
Tattnall	0.0	\$0
Telfair	0.0	\$0
Toombs	0.0	\$0
Treutlen	0.0	\$0
Ware	0.0	\$0
Wayne	0.0	\$0
Wheeler	0.0	\$0
<b>Spinach</b>	<b>0</b>	<b>\$0</b>

State Total

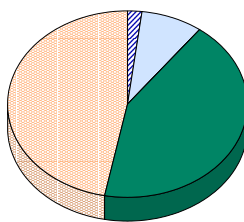
\$7,591,530

State Total

\$113,750

Extension District % of State Value

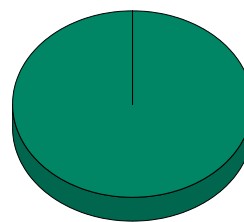
For Southern Peas



Central District	1.8%
East District	8.5%
North District	0.1%
South District	42.7%
West District	46.9%
Total:	100.0%

Extension District % of State Value

For Spinach



Central District	0.0%
East District	0.0%
North District	0.0%
South District	100.0%
West District	0.0%
Total:	100.0%

# East District

## Sweet Corn

County	Acres	Farm Gate Value
Appling	10.0	\$10,300
Bacon	10.0	\$12,875
Brantley	3.0	\$2,318
Bryan	0.0	\$0
Bulloch	400.0	\$721,000
Burke	5.0	\$6,438
Camden	0.0	\$0
Candler	20.0	\$30,900
Charlton	5.0	\$2,575
Chatham	0.0	\$0
Effingham	10.0	\$18,025
Emanuel	5.0	\$5,923
Evans	0.0	\$0
Glynn	0.0	\$0
Jeff Davis	0.0	\$0
Jefferson	18.0	\$27,810
Jenkins	0.0	\$0
Liberty	3.0	\$2,472
Long	2.0	\$3,605
McIntosh	0.0	\$0
Montgomery	0.0	\$0
Pierce	0.0	\$0
Screven	0.0	\$0
Tattnall	60.0	\$108,150
Telfair	0.0	\$0
Toombs	316.0	\$569,590
Treutlen	0.0	\$0
Ware	200.0	\$257,500
Wayne	180.0	\$306,940
Wheeler	21.0	\$47,586
<b>Sweet Corn</b>	<b>1,268</b>	<b>\$2,134,006</b>

## Sweet Potatoes

County	Acres	Farm Gate Value
Appling	5.0	\$12,375
Bacon	12.0	\$32,400
Brantley	0.0	\$0
Bryan	0.0	\$0
Bulloch	0.0	\$0
Burke	10.0	\$18,000
Camden	0.0	\$0
Candler	25.0	\$67,500
Charlton	0.0	\$0
Chatham	0.0	\$0
Effingham	2.0	\$4,500
Emanuel	6.0	\$14,040
Evans	2.0	\$7,200
Glynn	0.0	\$0
Jeff Davis	0.0	\$0
Jefferson	2.0	\$2,700
Jenkins	0.0	\$0
Liberty	0.0	\$0
Long	0.0	\$0
McIntosh	0.0	\$0
Montgomery	0.0	\$0
Pierce	0.0	\$0
Screven	0.0	\$0
Tattnall	60.0	\$229,500
Telfair	0.0	\$0
Toombs	111.0	\$424,575
Treutlen	0.0	\$0
Ware	0.0	\$0
Wayne	22.0	\$70,650
Wheeler	3.0	\$7,425
<b>Sweet Potatoes</b>	<b>260</b>	<b>\$890,865</b>

State Total

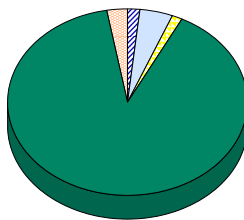
\$49,289,746

State Total

\$1,852,808

Extension District % of State Value

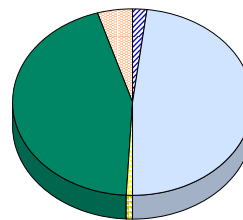
For Sweet Corn



Central District	1.7%
East District	4.3%
North District	1.4%
South District	89.8%
West District	2.8%
Total:	100.0%

Extension District % of State Value

For Sweet Potatoes



Central District	2.0%
East District	48.1%
North District	0.8%
South District	44.4%
West District	4.7%
Total:	100.0%

# East District

## Tomato

County	Acres	Farm Gate Value
Appling	0.0	\$0
Bacon	5.0	\$10,500
Brantley	2.5	\$9,400
Bryan	0.0	\$0
Bulloch	100.0	\$420,000
Burke	2.0	\$8,400
Camden	0.0	\$0
Candler	0.0	\$0
Charlton	0.0	\$0
Chatham	0.0	\$0
Effingham	0.0	\$0
Emanuel	1.0	\$2,100
Evans	0.0	\$0
Glynn	0.0	\$0
Jeff Davis	0.0	\$0
Jefferson	2.0	\$3,500
Jenkins	0.0	\$0
Liberty	0.0	\$0
Long	0.0	\$0
McIntosh	0.0	\$0
Montgomery	0.0	\$0
Pierce	5.0	\$22,750
Screven	0.0	\$0
Tattnall	40.0	\$336,000
Telfair	0.0	\$0
Toombs	2.0	\$16,800
Treutlen	0.0	\$0
Ware	50.0	\$560,000
Wayne	15.0	\$105,000
Wheeler	2.5	\$21,000
<b>Tomato</b>	<b>227</b>	<b>\$1,515,450</b>

## Turnip Greens

County	Acres	Farm Gate Value
Appling	0.0	\$0
Bacon	5.0	\$8,075
Brantley	0.0	\$0
Bryan	0.0	\$0
Bulloch	0.0	\$0
Burke	10.0	\$3,848
Camden	0.0	\$0
Candler	5.0	\$7,125
Charlton	0.0	\$0
Chatham	0.0	\$0
Effingham	0.0	\$0
Emanuel	8.0	\$11,400
Evans	0.0	\$0
Glynn	0.0	\$0
Jeff Davis	0.0	\$0
Jefferson	0.0	\$0
Jenkins	0.0	\$0
Liberty	0.0	\$0
Long	0.0	\$0
McIntosh	0.0	\$0
Montgomery	0.0	\$0
Pierce	0.0	\$0
Screven	0.0	\$0
Tattnall	100.0	\$161,500
Telfair	0.0	\$0
Toombs	110.0	\$177,650
Treutlen	0.0	\$0
Ware	60.0	\$85,500
Wayne	9.0	\$14,226
Wheeler	475.0	\$739,385
<b>Turnip Greens</b>	<b>782</b>	<b>\$1,208,709</b>

State Total


\$83,099,710

State Total

\$8,739,612

Extension District % of State Value

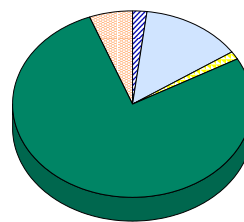
For Tomato



Central District	0.3%
East District	1.8%
North District	2.4%
South District	94.0%
West District	1.4%
Total:	100.0%

Extension District % of State Value

For Turnip Greens



Central District	1.8%
East District	13.8%
North District	1.3%
South District	77.2%
West District	5.8%
Total:	100.0%

# East District

## Turnip Roots

County	Acres	Farm Gate Value
Appling	0.0	\$0
Bacon	5.0	\$8,500
Brantley	0.0	\$0
Bryan	0.0	\$0
Bulloch	0.0	\$0
Burke	0.0	\$0
Camden	0.0	\$0
Candler	5.0	\$7,500
Charlton	0.0	\$0
Chatham	0.0	\$0
Effingham	0.0	\$0
Emanuel	0.0	\$0
Evans	0.0	\$0
Glynn	0.0	\$0
Jeff Davis	0.0	\$0
Jefferson	0.0	\$0
Jenkins	0.0	\$0
Liberty	0.0	\$0
Long	0.0	\$0
McIntosh	0.0	\$0
Montgomery	0.0	\$0
Pierce	0.0	\$0
Screven	0.0	\$0
Tattnall	0.0	\$0
Telfair	0.0	\$0
Toombs	10.0	\$17,000
Treutlen	0.0	\$0
Ware	0.0	\$0
Wayne	0.0	\$0
Wheeler	0.0	\$0
<b>Turnip Roots</b>	<b>20</b>	<b>\$33,000</b>

## Watermelon

County	Acres	Farm Gate Value
Appling	100.0	\$115,000
Bacon	442.0	\$1,082,898
Brantley	32.1	\$18,458
Bryan	0.0	\$0
Bulloch	1,200.0	\$920,000
Burke	125.0	\$278,156
Camden	0.0	\$0
Candler	200.0	\$287,500
Charlton	0.0	\$0
Chatham	0.0	\$0
Effingham	200.0	\$411,125
Emanuel	1.0	\$1,150
Evans	17.0	\$29,325
Glynn	0.0	\$0
Jeff Davis	50.0	\$54,625
Jefferson	25.0	\$11,500
Jenkins	0.0	\$0
Liberty	35.0	\$46,288
Long	65.0	\$186,875
McIntosh	0.0	\$0
Montgomery	0.0	\$0
Pierce	0.0	\$0
Screven	300.0	\$345,000
Tattnall	400.0	\$1,150,000
Telfair	1,400.0	\$2,424,000
Toombs	240.0	\$690,000
Treutlen	0.0	\$0
Ware	30.0	\$86,250
Wayne	250.0	\$718,750
Wheeler	1,250.0	\$3,593,750
<b>Watermelon</b>	<b>6,362</b>	<b>\$12,450,649</b>

State Total

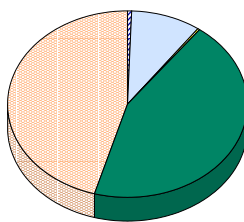
\$355,737

State Total

\$73,454,791

### Extension District % of State Value

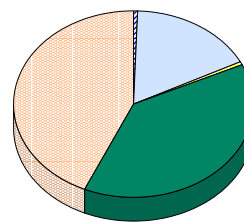
For Turnip Roots



Central District	0.6%
East District	9.3%
North District	0.5%
South District	44.0%
West District	45.6%
Total:	100.0%

### Extension District % of State Value

For Watermelon



Central District	0.7%
East District	17.0%
North District	0.6%
South District	38.6%
West District	43.2%
Total:	100.0%

# East District

## Winter Squash

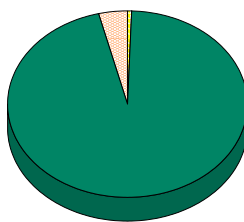
County	Acres	Farm Gate Value
Appling	0.0	\$0
Bacon	0.0	\$0
Brantley	0.0	\$0
Bryan	0.0	\$0
Bulloch	0.0	\$0
Burke	0.0	\$0
Camden	0.0	\$0
Candler	0.0	\$0
Charlton	0.0	\$0
Chatham	0.0	\$0
Effingham	0.0	\$0
Emanuel	0.0	\$0
Evans	0.0	\$0
Glynn	0.0	\$0
Jeff Davis	0.0	\$0
Jefferson	0.0	\$0
Jenkins	0.0	\$0
Liberty	0.0	\$0
Long	0.0	\$0
McIntosh	0.0	\$0
Montgomery	0.0	\$0
Pierce	0.0	\$0
Screven	0.0	\$0
Tattnall	0.0	\$0
Telfair	0.0	\$0
Toombs	0.0	\$0
Treutlen	0.0	\$0
Ware	0.0	\$0
Wayne	0.0	\$0
Wheeler	0.0	\$0
<b>Winter Squash</b>	<b>0</b>	<b>\$0</b>

State Total

\$1,035,300

### Extension District % of State Value

For Winter Squash



Central District	0.1%
East District	0.0%
North District	0.5%
South District	95.6%
West District	3.8%
<b>Total:</b>	<b>100.0%</b>

## Yellow Squash

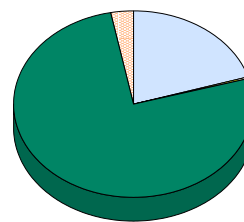
County	Acres	Farm Gate Value
Appling	15.0	\$25,500
Bacon	295.0	\$456,000
Brantley	5.0	\$3,875
Bryan	0.0	\$0
Bulloch	8.0	\$15,500
Burke	0.0	\$0
Camden	0.0	\$0
Candler	300.0	\$553,750
Charlton	0.0	\$0
Chatham	0.0	\$0
Effingham	2.0	\$8,650
Emanuel	1.0	\$1,550
Evans	32.0	\$80,600
Glynn	0.0	\$0
Jeff Davis	0.0	\$0
Jefferson	4.0	\$3,100
Jenkins	0.0	\$0
Liberty	80.0	\$148,800
Long	60.0	\$137,250
McIntosh	0.0	\$0
Montgomery	100.0	\$271,250
Pierce	350.0	\$1,100,000
Screven	70.0	\$337,750
Tattnall	200.0	\$461,250
Telfair	0.0	\$0
Toombs	270.0	\$620,250
Treutlen	0.0	\$0
Ware	400.0	\$1,526,250
Wayne	37.0	\$85,125
Wheeler	23.0	\$60,605
<b>Yellow Squash</b>	<b>2,252</b>	<b>\$5,897,055</b>

State Total

\$29,144,872

### Extension District % of State Value

For Yellow Squash



Central District	0.1%
East District	20.2%
North District	0.3%
South District	76.2%
West District	3.2%
<b>Total:</b>	<b>100.0%</b>

# East District

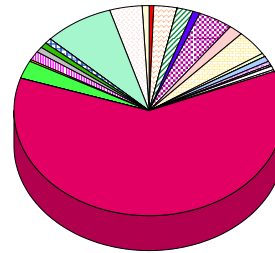
## Zucchini

County	Acres	Farm Gate Value
Appling	5.0	\$4,000
Bacon	0.0	\$0
Brantley	0.0	\$0
Bryan	0.0	\$0
Bulloch	0.0	\$0
Burke	0.0	\$0
Camden	0.0	\$0
Candler	35.0	\$32,200
Charlton	0.0	\$0
Chatham	0.0	\$0
Effingham	0.0	\$0
Emanuel	0.0	\$0
Evans	0.0	\$0
Glynn	0.0	\$0
Jeff Davis	0.0	\$0
Jefferson	0.0	\$0
Jenkins	0.0	\$0
Liberty	0.0	\$0
Long	20.0	\$49,100
McIntosh	0.0	\$0
Montgomery	0.0	\$0
Pierce	0.0	\$0
Screven	70.0	\$345,625
Tattnall	30.0	\$81,000
Telfair	0.0	\$0
Toombs	25.0	\$79,750
Treutlen	0.0	\$0
Ware	100.0	\$606,250
Wayne	2.0	\$5,800
Wheeler	5.0	\$15,950
<b>Zucchini</b>	<b>292</b>	<b>\$1,219,675</b>

## Vegetables East District

**\$150,519,315**

## District Commodity Category Breakdown For Vegetables

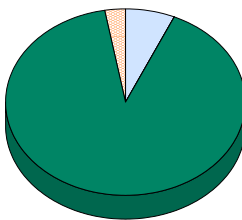


Banana Peppers	0.5%
Bell Peppers	2.8%
Broccoli	0.0%
Cabbage	1.9%
Cantaloupe	1.0%
Carrots	4.2%
Collards	1.6%
Cucumbers	3.9%
Eggplant	0.6%
English Peas	0.0%
Green Onions	0.7%
Hot Peppers	0.7%
Irish Potatoes	0.0%
Kale	0.0%
Lettuce	0.0%
Lima Beans	0.1%
Mustard	0.5%
Okra	0.2%
Onions	61.2%
Other Vegetable	0.0%
Pole Beans	0.0%
Pumpkin	0.1%
Snap Beans	2.7%
Southern Peas	0.4%
Spinach	0.0%
Sweet Corn	1.4%
Sweet Potatoes	0.6%
Tomato	1.0%
Turnip Greens	0.8%
Turnip Roots	0.0%
Watermelon	8.3%
Winter Squash	0.0%
Yellow Squash	3.9%
Zucchini	0.8%
<b>Total:</b>	<b>100.0%</b>

## State Total

**\$18,429,985**

## Extension District % of State Value For Zucchini



Central District	0.0%
East District	6.6%
North District	0.1%
South District	90.5%
West District	2.8%
<b>Total:</b>	<b>100.0%</b>

# East District

## Ornamental Horticulture

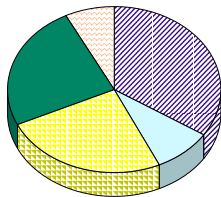
### Container Nursery

County	Acres	Price	Farm Gate Value
Appling	4.0	\$39,000	\$156,000
Bacon	12.0	\$39,000	\$468,000
Brantley	1.0	\$39,000	\$39,000
Bryan	2.0	\$39,000	\$78,000
Bulloch	68.0	\$42,000	\$2,856,000
Burke	15.0	\$39,000	\$585,000
Camden	19.0	\$39,000	\$741,000
Candler	0.0	\$0	\$0
Charlton	18.0	\$39,000	\$702,000
Chatham	45.0	\$39,000	\$1,755,000
Effingham	5.0	\$39,000	\$195,000
Emanuel	0.0	\$0	\$0
Evans	6.0	\$39,000	\$234,000
Glynn	20.0	\$39,000	\$780,000
Jeff Davis	7.0	\$39,000	\$273,000
Jefferson	50.0	\$39,000	\$1,950,000
Jenkins	1.0	\$39,000	\$39,000
Liberty	2.0	\$39,000	\$78,000
Long	0.0	\$0	\$0
McIntosh	0.5	\$39,000	\$19,500
Montgomery	5.0	\$39,000	\$195,000
Pierce	0.0	\$0	\$0
Screven	15.0	\$39,000	\$585,000
Tattnall	7.0	\$39,000	\$273,000
Telfair	0.0	\$0	\$0
Toombs	10.0	\$39,000	\$390,000
Treutlen	0.5	\$39,000	\$19,500
Ware	5.0	\$39,000	\$195,000
Wayne	7.0	\$39,000	\$273,000
Wheeler	26.0	\$39,000	\$1,014,000
<b>Container Nursery</b>	<b>351</b>		<b>\$13,893,000</b>

**State Total \$155,665,050**

### Extension District % of State Value

For Container Nursery



Central District	34.2%
East District	8.9%
North District	24.9%
South District	24.6%
West District	7.4%
<b>Total:</b>	<b>100.0%</b>

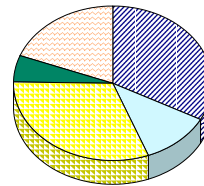
### Field Nursery

County	Acres	Price	Farm Gate Value
Appling	0.0	\$0	\$0
Bacon	0.0	\$0	\$0
Brantley	0.0	\$0	\$0
Bryan	0.0	\$0	\$0
Bulloch	24.0	\$12,000	\$288,000
Burke	0.0	\$0	\$0
Camden	0.0	\$0	\$0
Candler	0.0	\$0	\$0
Charlton	30.0	\$9,995	\$299,850
Chatham	25.0	\$9,995	\$249,875
Effingham	5.0	\$9,995	\$49,975
Emanuel	0.0	\$0	\$0
Evans	245.0	\$9,995	\$2,448,775
Glynn	20.0	\$9,995	\$199,900
Jeff Davis	5.0	\$9,995	\$49,975
Jefferson	75.0	\$9,995	\$749,625
Jenkins	0.0	\$0	\$0
Liberty	0.0	\$0	\$0
Long	0.0	\$0	\$0
McIntosh	0.0	\$0	\$0
Montgomery	0.0	\$0	\$0
Pierce	2.0	\$9,995	\$19,990
Screven	1.0	\$9,995	\$9,995
Tattnall	2.0	\$9,995	\$19,990
Telfair	0.0	\$0	\$0
Toombs	150.0	\$9,995	\$1,499,250
Treutlen	0.0	\$0	\$0
Ware	0.0	\$0	\$0
Wayne	0.0	\$0	\$0
Wheeler	90.0	\$9,995	\$899,550
<b>Field Nursery</b>	<b>674</b>		<b>\$6,784,750</b>

**State Total \$58,842,159**

### Extension District % of State Value

For Field Nursery



Central District	32.7%
East District	11.5%
North District	31.0%
South District	5.5%
West District	19.3%
<b>Total:</b>	<b>100.0%</b>

# East District

## Greenhouse

County	Sq. Feet	Price	Farm Gate Value
Appling	75,000.0	\$9.50	\$712,500
Bacon	9,600.0	\$9.50	\$91,200
Brantley	32,220.0	\$9.50	\$306,090
Bryan	0.0	\$0.00	\$0
Bulloch	200,000.0	\$9.50	\$1,900,000
Burke	35,000.0	\$9.50	\$332,500
Camden	21,290.0	\$9.50	\$202,255
Candler	125,000.0	\$9.50	\$1,187,500
Charlton	13,914.0	\$9.50	\$132,183
Chatham	124,252.0	\$9.50	\$1,180,394
Effingham	100,000.0	\$9.50	\$950,000
Emanuel	49,000.0	\$9.50	\$465,500
Evans	230,000.0	\$9.50	\$2,185,000
Glynn	100,000.0	\$9.50	\$950,000
Jeff Davis	60,000.0	\$9.50	\$570,000
Jefferson	85,400.0	\$9.50	\$811,300
Jenkins	12,500.0	\$9.50	\$118,750
Liberty	800.0	\$9.50	\$7,600
Long	0.0	\$0.00	\$0
McIntosh	0.0	\$0.00	\$0
Montgomery	50,000.0	\$9.50	\$475,000
Pierce	12,000.0	\$9.50	\$114,000
Screven	7,000.0	\$9.50	\$66,500
Tattnall	25,000.0	\$9.50	\$237,500
Telfair	0.0	\$0.00	\$0
Toombs	165,000.0	\$9.50	\$1,567,500
Treutlen	0.0	\$0.00	\$0
Ware	160,000.0	\$9.50	\$1,520,000
Wayne	12,000.0	\$9.50	\$114,000
Wheeler	15,250.0	\$9.50	\$144,875
<b>Green house</b>	<b>1,720,226</b>		<b>\$16,342,147</b>

State Total

\$184,854,763

## Miscellaneous Ornamental Horticulture

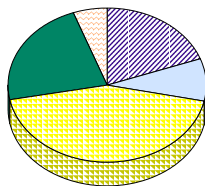
County	Farm Gate Value
Appling	\$0
Bacon	\$0
Brantley	\$0
Bryan	\$0
Bulloch	\$0
Burke	\$0
Camden	\$0
Candler	\$0
Charlton	\$0
Chatham	\$0
Effingham	\$0
Emanuel	\$0
Evans	\$0
Glynn	\$0
Jeff Davis	\$0
Jefferson	\$192,000
Jenkins	\$0
Liberty	\$0
Long	\$0
McIntosh	\$0
Montgomery	\$0
Pierce	\$0
Screven	\$0
Tattnall	\$0
Telfair	\$0
Toombs	\$0
Treutlen	\$0
Ware	\$0
Wayne	\$40,000
Wheeler	\$0
<b>Miscellaneous Ornamental Horticulture</b>	<b>\$232,000</b>

State Total

\$3,833,869

### Extension District % of State Value

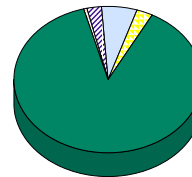
For Greenhouse



Central District	19.5%
East District	8.8%
North District	43.5%
South District	22.6%
West District	5.5%
Total:	100.0%

### Extension District % of State Value

For Miscellaneous Ornamental Horticulture



Central District	2.6%
East District	6.1%
North District	2.7%
South District	88.0%
West District	0.6%
Total:	100.0%



# East District

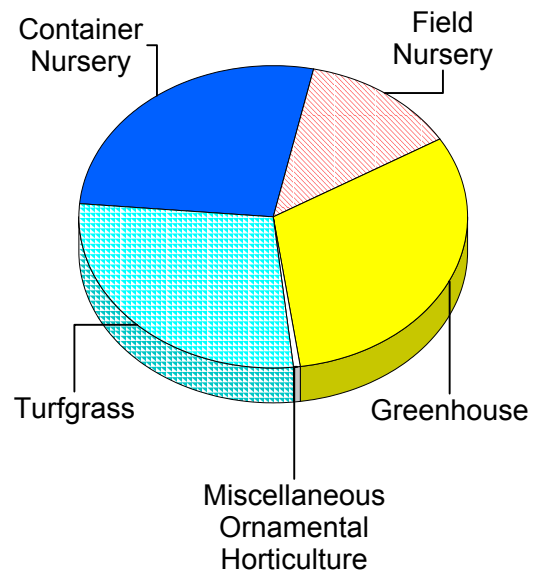
## Turfgrass

County	Acres	Yield	Price	Farm Gate Value
Appling	0.0	0.00	\$0	\$0
Bacon	0.0	0.00	\$0	\$0
Brantley	3.0	0.67	\$4,100	\$8,241
Bryan	0.0	0.00	\$0	\$0
Bulloch	2,000.0	0.67	\$4,100	\$5,494,000
Burke	90.0	0.67	\$4,100	\$247,230
Camden	0.0	0.00	\$0	\$0
Candler	75.0	0.67	\$4,100	\$206,025
Charlton	0.0	0.00	\$0	\$0
Chatham	0.0	0.00	\$0	\$0
Effingham	250.0	0.67	\$4,100	\$686,750
Emanuel	357.0	0.67	\$4,100	\$980,679
Evans	0.0	0.00	\$0	\$0
Glynn	0.0	0.00	\$0	\$0
Jeff Davis	850.0	0.67	\$4,100	\$2,334,950
Jefferson	200.0	0.67	\$4,100	\$549,400
Jenkins	150.0	0.67	\$4,100	\$412,050
Liberty	0.0	0.00	\$0	\$0
Long	0.0	0.00	\$0	\$0
McIntosh	0.0	0.00	\$0	\$0
Montgomery	0.0	0.00	\$0	\$0
Pierce	0.0	0.00	\$0	\$0
Screven	1,100.0	0.67	\$4,100	\$3,021,700
Tattnall	0.0	0.00	\$0	\$0
Telfair	0.0	0.00	\$0	\$0
Toombs	2.0	0.67	\$4,100	\$5,494
Treutlen	225.0	0.67	\$4,100	\$618,075
Ware	0.0	0.00	\$0	\$0
Wayne	4.0	0.67	\$4,100	\$10,988
Wheeler	0.0	0.00	\$0	\$0
<b>Turfgrass</b>	<b>5,306</b>			<b>\$14,575,582</b>

## Ornamental Horticulture East District

\$51,827,479

# District Commodity Category Breakdown For Ornamental Horticulture

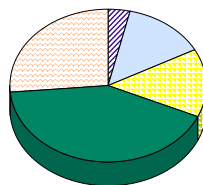


## State Total

**\$105,562,782**

## Extension District % of State Value

For Turfgrass



Central District	3.5%
East District	13.8%
North District	14.4%
South District	41.8%
West District	26.4%
<b>Total</b>	<b>100.0%</b>

Container Nursery	26.8%
Field Nursery	13.1%
Greenhouse	31.5%
Miscellaneous Ornamental Horticulture	0.4%
Turfgrass	28.1%
<b>Total</b>	<b>100.0%</b>

# East District

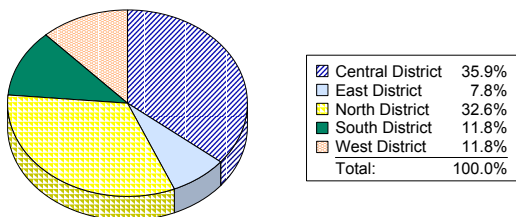
## Forestry and Related Products

### Christmas Trees

County	Acres	Yield	Price	Farm Gate Value
Appling	15.0	0.25	\$10,656	\$39,960
Bacon	1.0	0.25	\$10,656	\$2,664
Brantley	5.0	0.25	\$10,656	\$13,320
Bryan	0.0	0.00	\$0	\$0
Bulloch	2.0	0.25	\$10,656	\$5,328
Burke	10.0	0.25	\$10,656	\$26,640
Camden	0.0	0.00	\$0	\$0
Candler	0.0	0.00	\$0	\$0
Charlton	0.0	0.00	\$0	\$0
Chatham	10.0	0.25	\$10,656	\$26,640
Effingham	25.0	0.25	\$10,656	\$66,600
Emanuel	0.0	0.00	\$0	\$0
Evans	0.0	0.00	\$0	\$0
Glynn	0.0	0.00	\$0	\$0
Jeff Davis	0.0	0.00	\$0	\$0
Jefferson	40.0	0.25	\$10,656	\$106,560
Jenkins	0.0	0.00	\$0	\$0
Liberty	12.0	0.25	\$10,656	\$31,968
Long	0.0	0.00	\$0	\$0
McIntosh	10.0	0.25	\$10,656	\$26,640
Montgomery	0.0	0.00	\$0	\$0
Pierce	0.0	0.00	\$0	\$0
Scriven	5.0	0.25	\$10,656	\$13,320
Tattnall	0.0	0.00	\$0	\$0
Telfair	50.0	0.25	\$10,656	\$133,200
Toombs	0.0	0.00	\$0	\$0
Treutlen	30.0	0.25	\$10,656	\$79,920
Ware	0.0	0.00	\$0	\$0
Wayne	0.0	0.00	\$0	\$0
Wheeler	0.0	0.00	\$0	\$0
<b>Christmas Trees</b>	<b>215</b>			<b>\$572,760</b>

**State Total \$7,300,840**

**Extension District % of State Value**  
For Christmas Trees

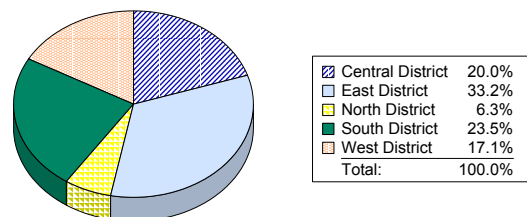


### Forestry

County	Farm Gate Value
Appling	\$6,415,000
Bacon	\$5,177,953
Brantley	\$14,051,683
Bryan	\$6,000,000
Bulloch	\$13,000,000
Burke	\$173,318
Camden	\$14,774,476
Candler	\$1,730,450
Charlton	\$15,213,560
Chatham	\$67,590
Effingham	\$10,117,532
Emanuel	\$14,000,000
Evans	\$3,814,735
Glynn	\$9,227,473
Jeff Davis	\$8,605,200
Jefferson	\$4,504,141
Jenkins	\$4,067,413
Liberty	\$4,200,000
Long	\$6,102,298
McIntosh	\$13,661,375
Montgomery	\$2,220,000
Pierce	\$7,500,000
Scriven	\$5,328,000
Tattnall	\$2,372,944
Telfair	\$8,949,248
Toombs	\$3,500,000
Treutlen	\$2,765,000
Ware	\$17,603,999
Wayne	\$18,550,000
Wheeler	\$5,123,311
<b>Forestry</b>	<b>\$228,816,699</b>

**State Total \$690,026,490**

**Extension District % of State Value**  
For Forestry



# East District

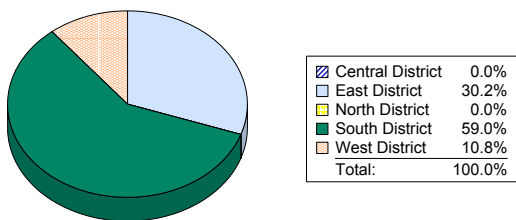
## Miscellaneous Forestry

County	Farm Gate Value
Appling	\$0
Bacon	\$0
Brantley	\$0
Bryan	\$0
Bulloch	\$2,500,000
Burke	\$0
Camden	\$0
Candler	\$0
Charlton	\$20,000
Chatham	\$0
Effingham	\$0
Emanuel	\$915,000
Evans	\$0
Glynn	\$0
Jeff Davis	\$0
Jefferson	\$0
Jenkins	\$0
Liberty	\$0
Long	\$0
McIntosh	\$0
Montgomery	\$0
Pierce	\$0
Screven	\$0
Tattnall	\$0
Telfair	\$0
Toombs	\$0
Treutlen	\$0
Ware	\$0
Wayne	\$0
Wheeler	\$72,000
<b>Miscellaneous Forestry</b>	<b>\$3,507,000</b>

**State Total \$11,622,900**

### Extension District % of State Value

For Miscellaneous Forestry



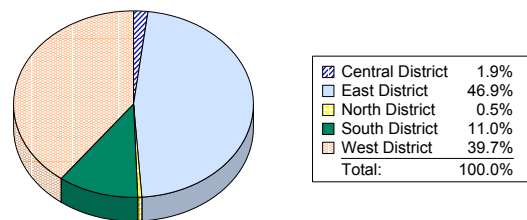
## Pine Straw

County	Acres	Price	Farm Gate Value
Appling	20,000.0	\$35.00	\$700,000
Bacon	1,000.0	\$35.00	\$35,000
Brantley	200.0	\$35.00	\$7,000
Bryan	0.0	\$35.00	\$0
Bulloch	3,000.0	\$35.00	\$105,000
Burke	20,000.0	\$35.00	\$700,000
Camden	0.0	\$35.00	\$0
Candler	500.0	\$35.00	\$17,500
Charlton	1,500.0	\$35.00	\$52,500
Chatham	0.0	\$35.00	\$0
Effingham	250.0	\$35.00	\$8,750
Emanuel	20,000.0	\$35.00	\$700,000
Evans	1,000.0	\$35.00	\$35,000
Glynn	0.0	\$35.00	\$0
Jeff Davis	5,000.0	\$35.00	\$175,000
Jefferson	500.0	\$35.00	\$17,500
Jenkins	8,000.0	\$35.00	\$280,000
Liberty	0.0	\$35.00	\$0
Long	0.0	\$35.00	\$0
McIntosh	0.0	\$35.00	\$0
Montgomery	3,000.0	\$35.00	\$105,000
Pierce	6,000.0	\$35.00	\$210,000
Screven	500.0	\$35.00	\$17,500
Tattnall	8,000.0	\$35.00	\$280,000
Telfair	2,000.0	\$35.00	\$70,000
Toombs	8,000.0	\$35.00	\$280,000
Treutlen	10,340.0	\$35.00	\$361,900
Ware	400.0	\$35.00	\$14,000
Wayne	38,000.0	\$40.00	\$1,520,000
Wheeler	17,850.0	\$90.00	\$1,606,500
<b>Pine Straw</b>	<b>175,040</b>		<b>\$7,298,150</b>

**State Total \$15,563,253**

### Extension District % of State Value

For Pine Straw

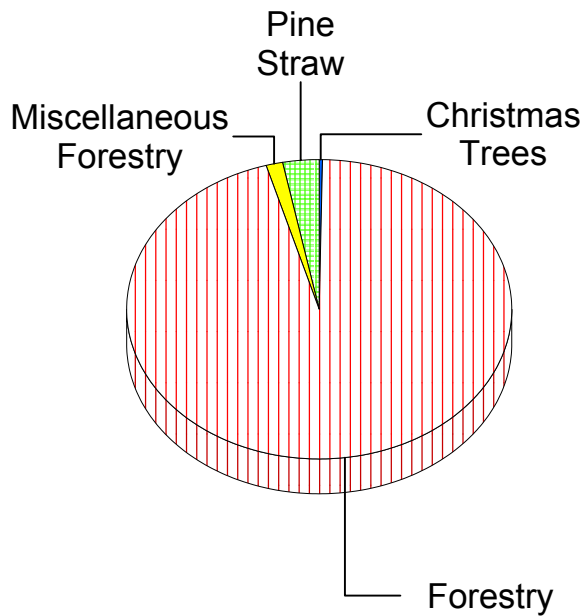


# East District

Forestry and Related Products  
East District \$240,194,609

## District Commodity Category Breakdown

For Forestry and Related  
Products



Christmas Trees	0.2%
Forestry	95.3%
Miscellaneous Forestry	1.5%
Pine Straw	3.0%
Total:	100.0%

# East District

## Livestock

### Beef Cattle Finished Outside County

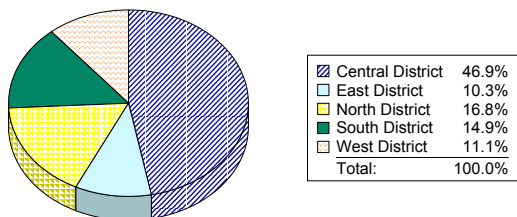
County	Head	Prod.	Price	Farm Gate Value
Appling	0	0.00	\$0.00	\$0
Bacon	0	0.00	\$0.00	\$0
Brantley	0	0.00	\$0.00	\$0
Bryan	0	0.00	\$0.00	\$0
Bulloch	425	500.00	\$0.73	\$155,125
Burke	0	0.00	\$0.00	\$0
Camden	0	0.00	\$0.00	\$0
Candler	0	0.00	\$0.00	\$0
Charlton	0	0.00	\$0.00	\$0
Chatham	0	0.00	\$0.00	\$0
Effingham	250	500.00	\$0.69	\$86,250
Emanuel	0	0.00	\$0.00	\$0
Evans	0	0.00	\$0.00	\$0
Glynn	0	0.00	\$0.00	\$0
Jeff Davis	0	0.00	\$0.00	\$0
Jefferson	2,000	500.00	\$0.69	\$690,000
Jenkins	0	0.00	\$0.00	\$0
Liberty	0	0.00	\$0.00	\$0
Long	0	0.00	\$0.00	\$0
McIntosh	0	0.00	\$0.00	\$0
Montgomery	0	0.00	\$0.00	\$0
Pierce	0	0.00	\$0.00	\$0
Screven	24	500.00	\$0.69	\$8,280
Tattnall	0	0.00	\$0.00	\$0
Telfair	0	0.00	\$0.00	\$0
Toombs	500	500.00	\$0.69	\$172,500
Treutlen	0	0.00	\$0.00	\$0
Ware	0	0.00	\$0.00	\$0
Wayne	50	500.00	\$0.69	\$17,250
Wheeler	22	500.00	\$0.69	\$7,590
<b>Beef Outside Co.</b>	<b>3,271</b>			<b>\$1,136,995</b>

State Total

\$11,019,175

### Extension District % of State Value

For Beef Cattle Finished Outside County



### Beef Cows

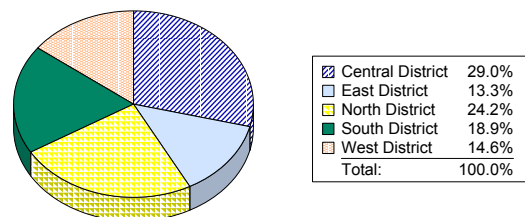
County	Head	Prod.	Price	Farm Gate Value
Appling	3,400	373.50	\$0.94	\$1,193,706
Bacon	2,300	373.50	\$0.94	\$807,507
Brantley	2,700	373.50	\$0.94	\$947,943
Bryan	500	373.50	\$0.94	\$175,545
Bulloch	9,600	426.80	\$0.94	\$3,851,443
Burke	7,500	373.50	\$0.94	\$2,633,175
Camden	100	373.50	\$0.94	\$35,109
Candler	5,800	373.50	\$0.94	\$2,036,322
Charlton	800	373.50	\$0.94	\$280,872
Chatham	350	373.50	\$0.94	\$122,882
Effingham	2,100	373.50	\$0.94	\$737,289
Emanuel	11,200	373.50	\$0.94	\$3,932,208
Evans	3,250	373.50	\$0.94	\$1,141,043
Glynn	350	373.50	\$0.94	\$122,882
Jeff Davis	4,000	373.50	\$0.94	\$1,404,360
Jefferson	6,000	373.50	\$0.94	\$2,106,540
Jenkins	2,800	373.50	\$0.94	\$983,052
Liberty	520	373.50	\$0.94	\$182,567
Long	1,200	373.50	\$0.94	\$421,308
McIntosh	150	373.50	\$0.94	\$52,664
Montgomery	2,000	373.50	\$0.94	\$702,180
Pierce	2,400	373.50	\$0.94	\$842,616
Screven	5,500	373.50	\$0.94	\$1,930,995
Tattnall	12,000	373.50	\$0.94	\$4,213,080
Telfair	4,000	373.50	\$0.94	\$1,404,360
Toombs	4,000	373.50	\$0.94	\$1,404,360
Treutlen	1,800	373.50	\$0.94	\$631,962
Ware	600	373.50	\$0.94	\$210,654
Wayne	4,100	373.50	\$0.94	\$1,439,469
Wheeler	4,300	373.50	\$0.94	\$1,509,687
<b>Beef Cows</b>	<b>105,320</b>			<b>\$37,457,778</b>

State Total

\$281,805,942

### Extension District % of State Value

For Beef Cows



# East District

## Beef Stockers

County	Head	Prod.	Price	Farm Gate Value
Appling	500	300.00	\$0.79	\$118,500
Bacon	500	300.00	\$0.79	\$118,500
Brantley	0	0.00	\$0.00	\$0
Bryan	0	0.00	\$0.00	\$0
Bulloch	1,000	300.00	\$0.79	\$237,000
Burke	4,875	300.00	\$0.79	\$1,155,375
Camden	0	0.00	\$0.00	\$0
Candler	3,200	300.00	\$0.79	\$758,400
Charlton	400	300.00	\$0.79	\$94,800
Chatham	0	0.00	\$0.00	\$0
Effingham	300	300.00	\$0.79	\$71,100
Emanuel	1,100	300.00	\$0.79	\$260,700
Evans	2,000	300.00	\$0.79	\$474,000
Glynn	400	300.00	\$0.79	\$94,800
Jeff Davis	2,000	300.00	\$0.79	\$474,000
Jefferson	4,000	300.00	\$0.79	\$948,000
Jenkins	1,500	300.00	\$0.79	\$355,500
Liberty	140	300.00	\$0.79	\$33,180
Long	400	300.00	\$0.79	\$94,800
McIntosh	0	0.00	\$0.00	\$0
Montgomery	1,900	300.00	\$0.79	\$450,300
Pierce	0	0.00	\$0.00	\$0
Screven	2,200	300.00	\$0.79	\$521,400
Tattnall	1,200	300.00	\$0.79	\$284,400
Telfair	1,000	300.00	\$0.79	\$237,000
Toombs	2,000	300.00	\$0.79	\$474,000
Treutlen	1,600	300.00	\$0.79	\$379,200
Ware	0	0.00	\$0.00	\$0
Wayne	300	300.00	\$0.79	\$71,100
Wheeler	3,660	340.00	\$0.79	\$983,076
<b>Beef Stockers</b>	<b>36,175</b>			<b>\$8,689,131</b>

## Catfish

County	Pond Acres	Prod.	Price	Farm Gate Value
Appling	0	0.00	\$0.00	\$0
Bacon	2	1,432.00	\$0.74	\$2,119
Brantley	0	0.00	\$0.00	\$0
Bryan	0	0.00	\$0.00	\$0
Bulloch	32	1,500.00	\$0.74	\$35,520
Burke	20	2,500.00	\$0.74	\$37,000
Camden	18	1,432.00	\$0.74	\$18,544
Candler	0	0.00	\$0.00	\$0
Charlton	0	0.00	\$0.00	\$0
Chatham	0	0.00	\$0.00	\$0
Effingham	10	1,450.00	\$0.74	\$10,730
Emanuel	0	0.00	\$0.00	\$0
Evans	0	0.00	\$0.00	\$0
Glynn	0	0.00	\$0.00	\$0
Jeff Davis	0	0.00	\$0.00	\$0
Jefferson	440	4,550.00	\$0.74	\$1,481,480
Jenkins	0	0.00	\$0.00	\$0
Liberty	0	0.00	\$0.00	\$0
Long	2	1,400.00	\$0.74	\$2,072
McIntosh	10	1,432.00	\$0.74	\$10,597
Montgomery	0	0.00	\$0.00	\$0
Pierce	0	0.00	\$0.00	\$0
Screven	8	1,400.00	\$0.74	\$8,288
Tattnall	0	0.00	\$0.00	\$0
Telfair	0	0.00	\$0.00	\$0
Toombs	5	1,200.00	\$0.74	\$4,440
Treutlen	0	0.00	\$0.00	\$0
Ware	0	0.00	\$0.00	\$0
Wayne	5	1,500.00	\$0.74	\$5,550
Wheeler	38	2,300.00	\$0.74	\$64,676
<b>Catfish</b>	<b>590</b>			<b>\$1,681,017</b>

State Total

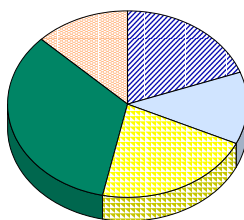
\$69,963,822

State Total

\$5,488,959

Extension District % of State Value

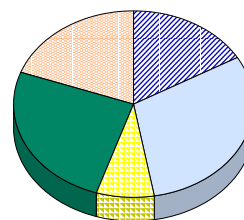
For Beef Stockers



Central District	19.6%
East District	12.4%
North District	21.3%
South District	34.0%
West District	12.7%
Total:	100.0%

Extension District % of State Value

For Catfish



Central District	16.7%
East District	30.6%
North District	7.7%
South District	25.5%
West District	19.5%
Total:	100.0%

# East District

## Dairy

County	Head	Prod.	Price	Farm Gate Value
Appling	4,200	16500	\$0.17	\$11,732,490
Bacon	1,000	16500	\$0.17	\$2,793,450
Brantley	0	0	\$0.00	\$0
Bryan	0	0	\$0.00	\$0
Bulloch	0	0	\$0.00	\$0
Burke	2,100	19000	\$0.17	\$6,755,070
Camden	0	0	\$0.00	\$0
Candler	0	0	\$0.00	\$0
Charlton	0	0	\$0.00	\$0
Chatham	0	0	\$0.00	\$0
Effingham	0	0	\$0.00	\$0
Emanuel	0	0	\$0.00	\$0
Evans	0	0	\$0.00	\$0
Glynn	0	0	\$0.00	\$0
Jeff Davis	0	0	\$0.00	\$0
Jefferson	1,200	18000	\$0.17	\$3,656,880
Jenkins	2,300	16500	\$0.17	\$6,424,935
Liberty	0	0	\$0.00	\$0
Long	0	0	\$0.00	\$0
McIntosh	0	0	\$0.00	\$0
Montgomery	0	0	\$0.00	\$0
Pierce	2,100	18500	\$0.17	\$6,577,305
Screven	260	19000	\$0.17	\$836,342
Tattnall	0	0	\$0.00	\$0
Telfair	0	0	\$0.00	\$0
Toombs	0	0	\$0.00	\$0
Treutlen	0	0	\$0.00	\$0
Ware	873	22049	\$0.17	\$3,258,818
Wayne	350	17000	\$0.17	\$1,007,335
Wheeler	0	0	\$0.00	\$0
<b>Dairy</b>	<b>14,383</b>			<b>\$43,042,625</b>

## Goats

County	Head	Prod.	Price	Farm Gate Value
Appling	2,000	1.25	\$35.00	\$87,500
Bacon	50	1.25	\$35.00	\$2,188
Brantley	200	1.25	\$35.00	\$8,750
Bryan	0	0.00	\$0.00	\$0
Bulloch	2,000	1.25	\$35.00	\$87,500
Burke	1,000	1.25	\$35.00	\$43,750
Camden	0	0.00	\$0.00	\$0
Candler	100	1.25	\$35.00	\$4,375
Charlton	400	1.25	\$35.00	\$17,500
Chatham	0	0.00	\$0.00	\$0
Effingham	750	1.25	\$35.00	\$32,813
Emanuel	2,000	1.25	\$35.00	\$87,500
Evans	600	1.25	\$35.00	\$26,250
Glynn	650	1.25	\$35.00	\$28,438
Jeff Davis	5,000	1.25	\$35.00	\$218,750
Jefferson	1,000	1.25	\$35.00	\$43,750
Jenkins	850	1.25	\$35.00	\$37,188
Liberty	250	1.25	\$35.00	\$10,938
Long	100	1.25	\$35.00	\$4,375
McIntosh	40	1.25	\$35.00	\$1,750
Montgomery	1,000	1.25	\$35.00	\$43,750
Pierce	0	0.00	\$0.00	\$0
Screven	2,400	1.25	\$35.00	\$105,000
Tattnall	3,000	1.25	\$35.00	\$131,250
Telfair	1,000	1.25	\$35.00	\$43,750
Toombs	1,500	1.25	\$35.00	\$65,625
Treutlen	275	1.25	\$35.00	\$12,031
Ware	200	1.25	\$35.00	\$8,750
Wayne	1,000	1.25	\$35.00	\$43,750
Wheeler	935	1.50	\$45.00	\$63,113
<b>Goats</b>	<b>28,300</b>			<b>\$1,260,331</b>

State Total

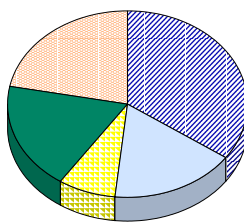
\$254,294,780

State Total

\$4,512,069

Extension District % of State Value

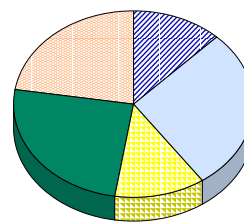
For Dairy



Central District	34.8%
East District	16.9%
North District	7.7%
South District	18.5%
West District	22.1%
Total:	100.0%

Extension District % of State Value

For Goats



Central District	12.3%
East District	27.9%
North District	12.3%
South District	24.9%
West District	22.6%
Total:	100.0%

# East District

## Horses - Board, Breed, Train

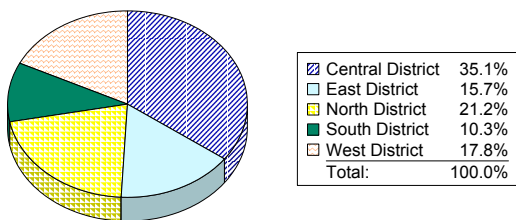
County	Head	Price	Farm Gate Value
Appling	0	\$0	\$0
Bacon	160	\$3,000	\$480,000
Brantley	35	\$3,000	\$105,000
Bryan	75	\$3,000	\$225,000
Bulloch	2,050	\$3,000	\$6,150,000
Burke	300	\$3,000	\$900,000
Camden	15	\$3,000	\$45,000
Candler	60	\$3,000	\$180,000
Charlton	25	\$3,000	\$75,000
Chatham	55	\$3,000	\$165,000
Effingham	200	\$3,000	\$600,000
Emanuel	0	\$0	\$0
Evans	25	\$3,000	\$75,000
Glynn	10	\$3,000	\$30,000
Jeff Davis	250	\$3,000	\$750,000
Jefferson	30	\$3,000	\$90,000
Jenkins	15	\$3,000	\$45,000
Liberty	30	\$3,000	\$90,000
Long	30	\$3,000	\$90,000
McIntosh	0	\$0	\$0
Montgomery	300	\$3,000	\$900,000
Pierce	0	\$0	\$0
Screven	20	\$3,000	\$60,000
Tattnall	250	\$3,000	\$750,000
Telfair	100	\$3,000	\$300,000
Toombs	500	\$3,000	\$1,500,000
Treutlen	100	\$3,000	\$300,000
Ware	100	\$3,000	\$300,000
Wayne	70	\$3,000	\$210,000
Wheeler	150	\$3,000	\$450,000
<b>Horses - Board, Breed, Train</b>	<b>4,955</b>		<b>\$14,865,000</b>
<b>State Total</b>			<b>\$94,581,000</b>

## Horses - Raised

County	Head	Price	Farm Gate Value
Appling	50	\$2,000	\$100,000
Bacon	0	\$0	\$0
Brantley	160	\$2,000	\$320,000
Bryan	50	\$2,000	\$100,000
Bulloch	300	\$2,000	\$600,000
Burke	100	\$2,000	\$200,000
Camden	0	\$0	\$0
Candler	0	\$0	\$0
Charlton	125	\$2,000	\$250,000
Chatham	0	\$0	\$0
Effingham	600	\$2,000	\$1,200,000
Emanuel	500	\$2,000	\$1,000,000
Evans	100	\$2,000	\$200,000
Glynn	0	\$0	\$0
Jeff Davis	550	\$2,000	\$1,100,000
Jefferson	20	\$2,000	\$40,000
Jenkins	10	\$2,000	\$20,000
Liberty	20	\$2,000	\$40,000
Long	15	\$2,000	\$30,000
McIntosh	0	\$0	\$0
Montgomery	500	\$2,000	\$1,000,000
Pierce	0	\$0	\$0
Screven	100	\$2,000	\$200,000
Tattnall	400	\$2,000	\$800,000
Telfair	50	\$2,000	\$100,000
Toombs	1,000	\$2,000	\$2,000,000
Treutlen	100	\$2,000	\$200,000
Ware	75	\$2,000	\$150,000
Wayne	40	\$2,000	\$80,000
Wheeler	200	\$2,000	\$400,000
<b>Horses - Raised</b>	<b>5,065</b>		<b>\$10,130,000</b>
<b>State Total</b>			<b>\$75,396,000</b>

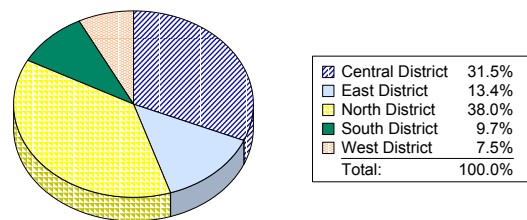
**Extension District % of State Value**

For Horses - Board, Breed, Train



**Extension District % of State Value**

For Horses - Raised





# East District

## Miscellaneous Livestock

County	Farm Gate Value
Appling	\$800,000
Bacon	\$0
Brantley	\$0
Bryan	\$0
Bulloch	\$300,000
Burke	\$0
Camden	\$0
Candler	\$0
Charlton	\$3,270,000
Chatham	\$0
Effingham	\$0
Emanuel	\$13,500
Evans	\$0
Glynn	\$0
Jeff Davis	\$0
Jefferson	\$0
Jenkins	\$1,150,000
Liberty	\$0
Long	\$0
McIntosh	\$0
Montgomery	\$0
Pierce	\$0
Screven	\$1,275,000
Tattnall	\$409,000
Telfair	\$0
Toombs	\$0
Treutlen	\$0
Ware	\$100,000
Wayne	\$0
Wheeler	\$502,750
<b>Miscellaneous Livestock</b>	<b>\$7,820,250</b>

State Total

\$37,803,583

## Pork - Farrow to Finish

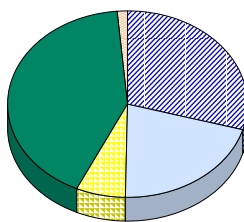
County	Head	Prod.	Price	Farm Gate Value
Appling	200	3,675.00	\$0.42	\$308,700
Bacon	0	0.00	\$0.00	\$0
Brantley	50	3,675.00	\$0.42	\$77,175
Bryan	0	0.00	\$0.00	\$0
Bulloch	600	3,675.00	\$0.42	\$926,100
Burke	75	3,675.00	\$0.42	\$115,763
Camden	0	0.00	\$0.00	\$0
Candler	700	3,675.00	\$0.42	\$1,080,450
Charlton	50	3,675.00	\$0.42	\$77,175
Chatham	0	0.00	\$0.00	\$0
Effingham	0	0.00	\$0.00	\$0
Emanuel	100	3,675.00	\$0.42	\$154,350
Evans	0	0.00	\$0.00	\$0
Glynn	0	0.00	\$0.00	\$0
Jeff Davis	400	3,675.00	\$0.42	\$617,400
Jefferson	100	3,675.00	\$0.42	\$154,350
Jenkins	0	0.00	\$0.00	\$0
Liberty	0	0.00	\$0.00	\$0
Long	80	3,675.00	\$0.42	\$123,480
McIntosh	30	3,675.00	\$0.42	\$46,305
Montgomery	1,000	3,675.00	\$0.42	\$1,543,500
Pierce	500	3,675.00	\$0.42	\$771,750
Screven	200	3,675.00	\$0.42	\$308,700
Tattnall	1,800	3,675.00	\$0.42	\$2,778,300
Telfair	100	3,675.00	\$0.42	\$154,350
Toombs	2,000	3,675.00	\$0.42	\$3,087,000
Treutlen	300	3,675.00	\$0.42	\$463,050
Ware	0	0.00	\$0.00	\$0
Wayne	100	3,675.00	\$0.42	\$154,350
Wheeler	42	3,675.00	\$0.42	\$64,827
<b>Pork - Farrow Finish</b>	<b>8,427</b>			<b>\$13,007,075</b>

State Total

\$52,839,518

### Extension District % of State Value

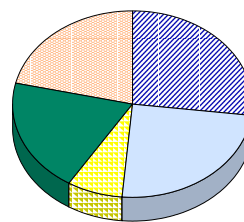
For Miscellaneous Livestock



Central District	29.5%
East District	20.7%
North District	6.9%
South District	41.5%
West District	1.4%
Total:	100.0%

### Extension District % of State Value

For Pork - Farrow to Finish



Central District	26.9%
East District	24.6%
North District	7.3%
South District	19.9%
West District	21.3%
Total:	100.0%

# East District

## Pork - Feeder Pigs

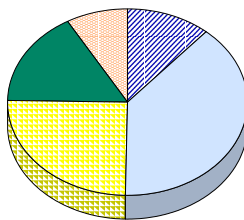
County	Head	Prod.	Price	Farm Gate Value
Appling	0	0.00	\$0.00	\$0
Bacon	0	0.00	\$0.00	\$0
Brantley	0	0.00	\$0.00	\$0
Bryan	0	0.00	\$0.00	\$0
Bulloch	1,800	850.00	\$0.72	\$1,101,600
Burke	0	0.00	\$0.00	\$0
Camden	0	0.00	\$0.00	\$0
Candler	8,000	750.00	\$0.72	\$4,320,000
Charlton	50	750.00	\$0.72	\$27,000
Chatham	0	0.00	\$0.00	\$0
Effingham	1,000	750.00	\$0.72	\$540,000
Emanuel	100	750.00	\$0.72	\$54,000
Evans	50	750.00	\$0.72	\$27,000
Glynn	0	0.00	\$0.00	\$0
Jeff Davis	0	0.00	\$0.00	\$0
Jefferson	800	750.00	\$0.72	\$432,000
Jenkins	0	0.00	\$0.00	\$0
Liberty	0	0.00	\$0.00	\$0
Long	0	0.00	\$0.00	\$0
McIntosh	0	0.00	\$0.00	\$0
Montgomery	0	0.00	\$0.00	\$0
Pierce	0	0.00	\$0.00	\$0
Screven	20	750.00	\$0.72	\$10,800
Tattnall	0	0.00	\$0.00	\$0
Telfair	0	0.00	\$0.00	\$0
Toombs	0	0.00	\$0.00	\$0
Treutlen	20	750.00	\$0.72	\$10,800
Ware	0	0.00	\$0.00	\$0
Wayne	0	0.00	\$0.00	\$0
Wheeler	0	0.00	\$0.00	\$0
<b>Pork - Feeder</b>	<b>11,840</b>			<b>\$6,523,200</b>

State Total

\$16,798,590

### Extension District % of State Value

For Pork - Feeder Pigs



Central District	11.4%
East District	38.8%
North District	25.1%
South District	16.3%
West District	8.4%
Total:	100.0%

## Pork - Finishing

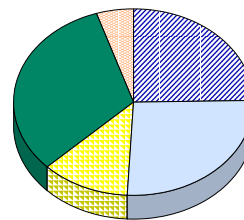
County	Head	Prod.	Price	Farm Gate Value
Appling	300	553.50	\$0.42	\$69,741
Bacon	8,640	553.50	\$0.42	\$2,008,541
Brantley	0	0.00	\$0.00	\$0
Bryan	0	0.00	\$0.00	\$0
Bulloch	3,200	553.50	\$0.42	\$743,904
Burke	0	0.00	\$0.00	\$0
Camden	0	0.00	\$0.00	\$0
Candler	0	0.00	\$0.00	\$0
Charlton	0	0.00	\$0.00	\$0
Chatham	0	0.00	\$0.00	\$0
Effingham	250	553.50	\$0.42	\$58,118
Emanuel	400	553.50	\$0.42	\$92,988
Evans	5,000	553.50	\$0.42	\$1,162,350
Glynn	0	0.00	\$0.00	\$0
Jeff Davis	0	0.00	\$0.00	\$0
Jefferson	0	0.00	\$0.00	\$0
Jenkins	2,000	553.50	\$0.42	\$464,940
Liberty	0	0.00	\$0.00	\$0
Long	0	0.00	\$0.00	\$0
McIntosh	0	0.00	\$0.00	\$0
Montgomery	5,000	553.50	\$0.42	\$1,162,350
Pierce	0	0.00	\$0.00	\$0
Screven	200	553.50	\$0.42	\$46,494
Tattnall	0	0.00	\$0.00	\$0
Telfair	0	0.00	\$0.00	\$0
Toombs	0	0.00	\$0.00	\$0
Treutlen	0	0.00	\$0.00	\$0
Ware	0	0.00	\$0.00	\$0
Wayne	200	553.50	\$0.42	\$46,494
Wheeler	0	0.00	\$0.00	\$0
<b>Pork - Finishing</b>	<b>25,190</b>			<b>\$5,855,919</b>

State Total

\$22,376,605

### Extension District % of State Value

For Pork - Finishing



Central District	24.8%
East District	26.2%
North District	11.9%
South District	32.2%
West District	5.0%
Total:	100.0%

# East District

## Quail

County	Head	Price	Farm Gate Value
Appling	3,000	\$2.85	\$8,550
Bacon	0	\$0.00	\$0
Brantley	0	\$0.00	\$0
Bryan	0	\$0.00	\$0
Bulloch	15,000	\$2.85	\$42,750
Burke	125,000	\$2.85	\$356,250
Camden	0	\$0.00	\$0
Candler	0	\$0.00	\$0
Charlton	300	\$2.85	\$855
Chatham	0	\$0.00	\$0
Effingham	1,500	\$2.85	\$4,275
Emanuel	3,000	\$2.85	\$8,550
Evans	0	\$0.00	\$0
Glynn	0	\$0.00	\$0
Jeff Davis	0	\$0.00	\$0
Jefferson	0	\$0.00	\$0
Jenkins	10,000	\$2.85	\$28,500
Liberty	0	\$0.00	\$0
Long	0	\$0.00	\$0
McIntosh	0	\$0.00	\$0
Montgomery	10,000	\$2.85	\$28,500
Pierce	0	\$0.00	\$0
Screven	0	\$0.00	\$0
Tattnall	15,000	\$2.85	\$42,750
Telfair	5,000	\$2.85	\$14,250
Toombs	20,000	\$2.85	\$57,000
Treutlen	0	\$0.00	\$0
Ware	0	\$0.00	\$0
Wayne	4,000	\$2.85	\$11,400
Wheeler	13,000	\$2.85	\$37,050
<b>Quail</b>	<b>224,800</b>		<b>\$640,680</b>

## Sheep

County	Head	Prod.	Price	Farm Gate Value
Appling	0	0.00	\$0.00	\$0
Bacon	0	0.00	\$0.00	\$0
Brantley	0	0.00	\$0.00	\$0
Bryan	0	0.00	\$0.00	\$0
Bulloch	100	1.25	\$70.00	\$8,750
Burke	0	0.00	\$0.00	\$0
Camden	0	0.00	\$0.00	\$0
Candler	0	0.00	\$0.00	\$0
Charlton	0	0.00	\$0.00	\$0
Chatham	0	0.00	\$0.00	\$0
Effingham	0	0.00	\$0.00	\$0
Emanuel	0	0.00	\$0.00	\$0
Evans	0	0.00	\$0.00	\$0
Glynn	0	0.00	\$0.00	\$0
Jeff Davis	0	0.00	\$0.00	\$0
Jefferson	0	0.00	\$0.00	\$0
Jenkins	0	0.00	\$0.00	\$0
Liberty	0	0.00	\$0.00	\$0
Long	0	0.00	\$0.00	\$0
McIntosh	0	0.00	\$0.00	\$0
Montgomery	0	0.00	\$0.00	\$0
Pierce	0	0.00	\$0.00	\$0
Screven	70	1.25	\$70.00	\$6,125
Tattnall	400	1.25	\$70.00	\$35,000
Telfair	50	1.25	\$70.00	\$4,375
Toombs	0	0.00	\$0.00	\$0
Treutlen	0	0.00	\$0.00	\$0
Ware	300	1.25	\$70.00	\$26,250
Wayne	0	0.00	\$0.00	\$0
Wheeler	0	0.00	\$0.00	\$0
<b>Sheep</b>	<b>920</b>			<b>\$80,500</b>

State Total

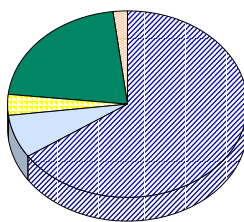
\$8,712,108

State Total

\$381,150

Extension District % of State Value

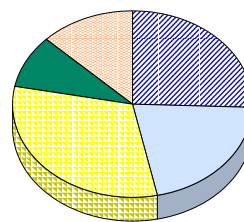
For Quail



Central District	65.6%
East District	7.4%
North District	3.6%
South District	21.4%
West District	2.0%
Total:	100.0%

Extension District % of State Value

For Sheep



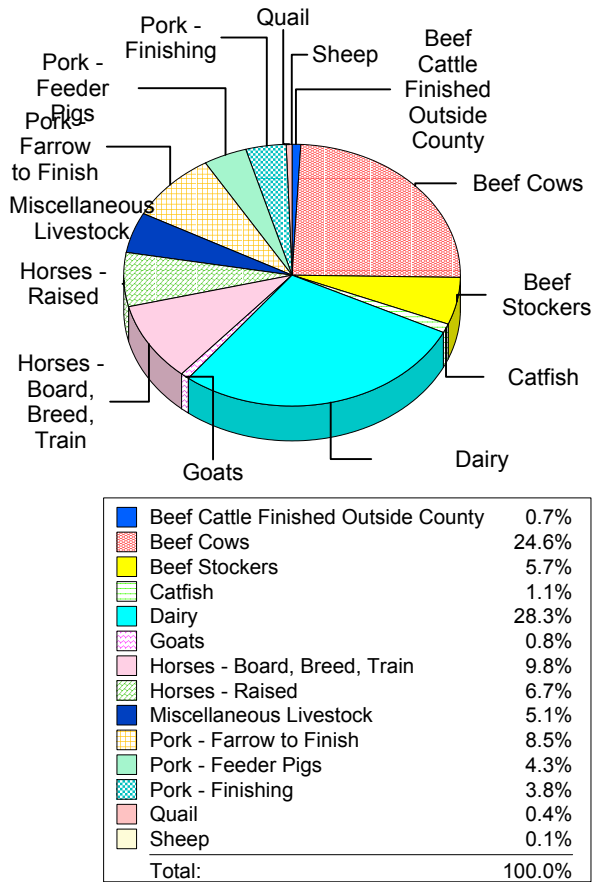
Central District	25.6%
East District	21.1%
North District	31.2%
South District	9.3%
West District	12.7%
Total:	100.0%

# East District

Livestock  
East District

\$152,190,501

## District Commodity Category Breakdown For Livestock



# East District

## Poultry and Eggs

### Breeder Pullet Unit

County	# Houses	Avg. Cap.	Grower Price	Grower Value
Appling	8	12,000	12.00	\$1,152,000
Bacon	0	0	12.00	\$0
Brantley	0	0	12.00	\$0
Bryan	0	0	12.00	\$0
Bulloch	0	0	12.00	\$0
Burke	0	0	12.00	\$0
Camden	0	0	12.00	\$0
Candler	0	0	12.00	\$0
Charlton	24	12,000	12.00	\$3,456,000
Chatham	0	0	12.00	\$0
Effingham	0	0	12.00	\$0
Emanuel	0	0	12.00	\$0
Evans	2	20,000	12.00	\$480,000
Glynn	0	0	12.00	\$0
Jeff Davis	0	0	12.00	\$0
Jefferson	0	0	12.00	\$0
Jenkins	0	0	12.00	\$0
Liberty	0	0	12.00	\$0
Long	0	0	12.00	\$0
McIntosh	0	0	12.00	\$0
Montgomery	0	0	12.00	\$0
Pierce	0	0	12.00	\$0
Screven	0	0	12.00	\$0
Tattnall	41	9,170	12.00	\$4,511,640
Telfair	0	0	12.00	\$0
Toombs	2	12,000	12.00	\$288,000
Treutlen	0	0	12.00	\$0
Ware	6	15,000	12.00	\$1,080,000
Wayne	0	0	12.00	\$0
Wheeler	0	0	12.00	\$0

Breeder Pullet Unit

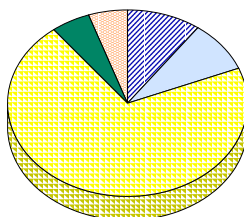
\$10,967,640

State Total

\$126,328,440

### Extension District % of State Value

For Breeder Pullet Unit



Central District	10.1%
East District	8.7%
North District	70.7%
South District	5.3%
West District	5.2%
Total:	100.0%

### Broiler (uses a 96% survival rate)

County	# Houses	Avg. Cap.	# Batch	Bird Weight	Grower Price	Grower Value	Integr. Price	Integr. Value
Appling	48	26,800	6.00	4.70	0.05	\$1,636,795.32	\$0.32	\$11,144,135
Bacon	24	26,800	6.00	4.70	0.05	\$818,397.32	\$0.32	\$5,572,067
Brantley	0	0	0.00	0.00	0.00	\$0.00	\$0.00	\$0
Bryan	0	0	0.00	0.00	0.00	\$0.00	\$0.00	\$0
Bulloch	24	27,000	6.00	4.70	0.05	\$824,505.32	\$0.32	\$5,613,650
Burke	0	0	0.00	0.00	0.00	\$0.00	\$0.00	\$0
Camden	0	0	0.00	0.00	0.00	\$0.00	\$0.00	\$0
Candler	10	20,000	6.00	4.70	0.05	\$254,477.32	\$0.32	\$1,732,608
Charlton	4	26,800	6.00	4.70	0.05	\$136,400.32	\$0.32	\$928,678
Chatham	0	0	0.00	0.00	0.00	\$0.00	\$0.00	\$0
Effingham	0	0	0.00	0.00	0.00	\$0.00	\$0.00	\$0
Emanuel	0	0	0.00	0.00	0.00	\$0.00	\$0.00	\$0
Evans	52	26,000	6.00	4.70	0.05	\$1,720,263.32	\$0.32	\$11,712,430
Glynn	0	0	0.00	0.00	0.00	\$0.00	\$0.00	\$0
Jeff Davis	28	25,000	5.50	5.25	0.05	\$911,988.32	\$0.32	\$6,209,280
Jefferson	0	0	0.00	0.00	0.00	\$0.00	\$0.00	\$0
Jenkins	0	0	0.00	0.00	0.00	\$0.00	\$0.00	\$0
Liberty	0	0	0.00	0.00	0.00	\$0.00	\$0.00	\$0
Long	20	26,800	6.00	4.70	0.05	\$681,998.32	\$0.32	\$4,643,389
McIntosh	0	0	0.00	0.00	0.00	\$0.00	\$0.00	\$0
Montgomery	0	0	0.00	0.00	0.00	\$0.00	\$0.00	\$0
Pierce	2	26,000	5.00	4.25	0.05	\$49,858.32	\$0.32	\$339,456
Screven	0	0	0.00	0.00	0.00	\$0.00	\$0.00	\$0
Tattnall	343	25,967	6.00	4.70	0.05	\$11,332,718.32	\$0.32	\$77,158,934
Telfair	0	0	0.00	0.00	0.00	\$0.00	\$0.00	\$0
Toombs	2	26,800	6.00	4.70	0.05	\$68,200.32	\$0.32	\$464,339
Treutlen	0	0	0.00	0.00	0.00	\$0.00	\$0.00	\$0
Ware	16	22,500	4.25	3.50	0.05	\$241,618.32	\$0.32	\$1,645,056
Wayne	2	26,800	6.00	4.70	0.05	\$68,200.32	\$0.32	\$464,339
Wheeler	0	0	0.00	0.00	0.00	\$0.00	\$0.00	\$0

Broiler

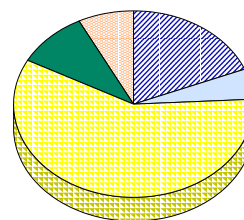
\$18,745,416 \$127,628,361

State Total

\$2,821,451,502

### Extension District % of State Value

For Broiler



Central District	18.9%
East District	5.2%
North District	58.7%
South District	9.8%
West District	7.4%
Total:	100.0%

# East District

## Hatching Layers

County	# Houses	Avg. Cap.	Grower Price	Grower Value
Applying	8	10,000	29.00	\$2,320,000
Bacon	2	30,000	29.00	\$1,740,000
Brantley	0	0	29.00	\$0
Bryan	0	0	29.00	\$0
Bulloch	0	0	29.00	\$0
Burke	0	0	29.00	\$0
Camden	0	0	29.00	\$0
Candler	0	0	29.00	\$0
Charlton	3	13,000	29.00	\$1,131,000
Chatham	0	0	29.00	\$0
Effingham	0	0	29.00	\$0
Emanuel	0	0	29.00	\$0
Evans	8	12,000	29.00	\$2,784,000
Glynn	0	0	29.00	\$0
Jeff Davis	0	0	29.00	\$0
Jefferson	0	0	29.00	\$0
Jenkins	0	0	29.00	\$0
Liberty	0	0	29.00	\$0
Long	2	20,000	29.00	\$1,160,000
McIntosh	0	0	29.00	\$0
Montgomery	0	0	29.00	\$0
Pierce	0	0	29.00	\$0
Screven	0	0	29.00	\$0
Tattnall	0	0	29.00	\$0
Telfair	0	0	29.00	\$0
Toombs	0	0	29.00	\$0
Treutlen	0	0	29.00	\$0
Ware	10	13,200	29.00	\$3,828,000
Wayne	0	0	29.00	\$0
Wheeler	0	0	29.00	\$0

Hatching Layers

\$12,963,000

## Table Layers

County	# Houses	Avg. Cap.	Grower Price	Grower Value
Applying	0	0	9.50	\$0
Bacon	6	100,000	9.50	\$5,700,000
Brantley	14	80,000	9.50	10,640,000
Bryan	0	0	9.50	\$0
Bulloch	0	0	9.50	\$0
Burke	0	0	9.50	\$0
Camden	0	0	9.50	\$0
Candler	0	0	9.50	\$0
Charlton	2	32,500	9.50	\$617,500
Chatham	0	0	9.50	\$0
Effingham	0	0	9.50	\$0
Emanuel	0	0	9.50	\$0
Evans	0	0	9.50	\$0
Glynn	0	0	9.50	\$0
Jeff Davis	8	10,000	9.50	\$760,000
Jefferson	0	0	9.50	\$0
Jenkins	10	10,000	9.50	\$950,000
Liberty	0	0	9.50	\$0
Long	0	0	9.50	\$0
McIntosh	0	0	9.50	\$0
Montgomery	4	10,000	9.50	\$380,000
Pierce	4	60,000	9.50	\$2,280,000
Screven	0	0	9.50	\$0
Tattnall	2	15,010	9.50	\$285,190
Telfair	1	10,000	9.50	\$95,000
Toombs	0	0	9.50	\$0
Treutlen	0	0	9.50	\$0
Ware	0	0	9.50	\$0
Wayne	7	98,000	9.50	\$6,517,000
Wheeler	0	0	9.50	\$0

Table Layers

\$28,224,690

State Total

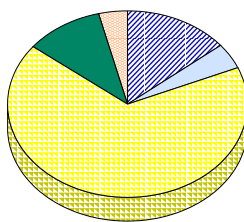
\$279,734,820

State Total

\$119,410,393

Extension District % of State Value

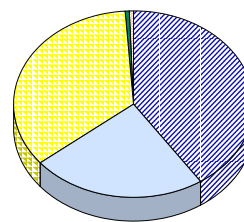
For Hatching Layers



Central District	14.0%
East District	4.6%
North District	66.9%
South District	10.5%
West District	3.9%
Total:	100.0%

Extension District % of State Value

For Table Layers



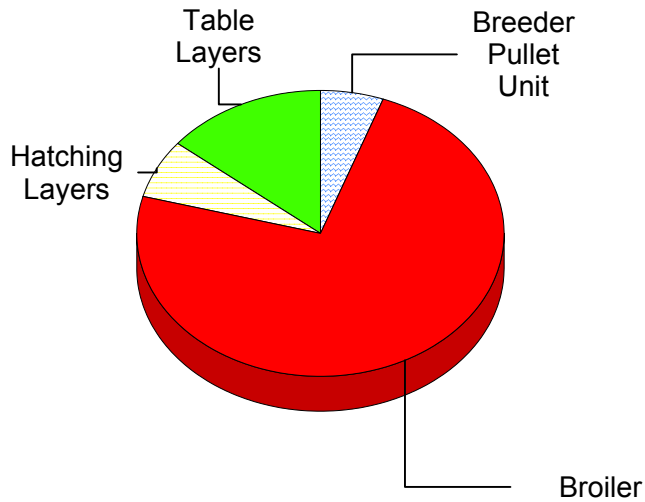
Central District	40.5%
East District	23.6%
North District	34.6%
South District	0.7%
West District	0.5%
Total:	100.0%





# East District

Poultry and Eggs  
East District

\$198,529,106

## District Commodity Category Breakdown For Broilers



	Breeder Pullet Unit	5.5%
	Broiler	73.7%
	Hatching Layers	6.5%
	Table Layers	14.2%
Total:		100.0%

# East District

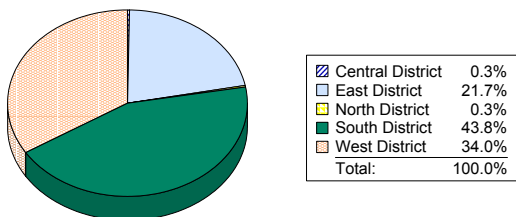
## Other

### Crop Insurance

County	Farm Gate Value
Appling	\$1,045,395
Bacon	\$1,665,657
Brantley	\$146,544
Bryan	\$27,892
Bulloch	\$6,208,506
Burke	\$1,357,024
Camden	\$0
Candler	\$1,746,521
Charlton	\$28,144
Chatham	\$0
Effingham	\$958,377
Emanuel	\$2,363,805
Evans	\$209,561
Glynn	\$0
Jeff Davis	\$929,028
Jefferson	\$1,422,195
Jenkins	\$705,286
Liberty	\$0
Long	\$49,268
McIntosh	\$0
Montgomery	\$254,863
Pierce	\$1,286,259
Screven	\$1,293,196
Tattnall	\$924,350
Telfair	\$867,258
Toombs	\$1,071,088
Treutlen	\$380,440
Ware	\$263,368
Wayne	\$1,054,528
Wheeler	\$342,923
<b>Crop Insurance</b>	<b>\$26,601,476</b>

**State Total \$122,409,517**

**Extension District % of State Value**  
For Crop Insurance

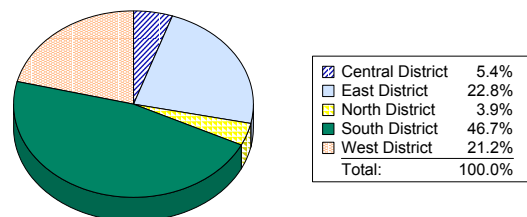


### Government Payments

County	Farm Gate Value
Appling	\$4,700,000
Bacon	\$1,000,055
Brantley	\$327,111
Bryan	\$0
Bulloch	\$11,200,000
Burke	\$7,955,836
Camden	\$0
Candler	\$2,109,500
Charlton	\$51,429
Chatham	\$14,023
Effingham	\$1,031,715
Emanuel	\$5,408,119
Evans	\$1,623,170
Glynn	\$0
Jeff Davis	\$1,200,000
Jefferson	\$3,067,245
Jenkins	\$4,631,596
Liberty	\$0
Long	\$0
McIntosh	\$0
Montgomery	\$615,950
Pierce	\$3,690,000
Screven	\$5,000,000
Tattnall	\$2,356,175
Telfair	\$231,901
Toombs	\$2,726,488
Treutlen	\$833,500
Ware	\$1,429,213
Wayne	\$972,600
Wheeler	\$1,424,563
<b>Government Payments</b>	<b>\$63,600,189</b>

**State Total \$278,485,126**

**Extension District % of State Value**  
For Government Payments





# East District

## Hunting Leases - Deer

County	Acres	Price	Farm Gate Value
Appling	90,000.0	\$8.00	\$720,000
Bacon	164,619.0	\$8.00	\$1,316,952
Brantley	180,000.0	\$8.00	\$1,440,000
Bryan	0.0	\$0.00	\$0
Bulloch	285,000.0	\$8.00	\$2,280,000
Burke	400,000.0	\$8.00	\$3,200,000
Camden	250,000.0	\$8.00	\$2,000,000
Candler	45,000.0	\$8.00	\$360,000
Charlton	200,000.0	\$8.00	\$1,600,000
Chatham	0.0	\$0.00	\$0
Effingham	125,000.0	\$8.00	\$1,000,000
Emanuel	200,000.0	\$8.00	\$1,600,000
Evans	3,000.0	\$8.00	\$24,000
Glynn	60,000.0	\$8.00	\$480,000
Jeff Davis	25,000.0	\$8.00	\$200,000
Jefferson	30,000.0	\$8.00	\$240,000
Jenkins	20,000.0	\$8.00	\$160,000
Liberty	4,000.0	\$8.00	\$32,000
Long	117,429.0	\$8.00	\$939,432
McIntosh	7,500.0	\$8.00	\$60,000
Montgomery	10,000.0	\$8.00	\$80,000
Pierce	50,000.0	\$8.00	\$400,000
Screven	220,000.0	\$8.00	\$1,760,000
Tattnall	100,000.0	\$8.00	\$800,000
Telfair	20,000.0	\$8.00	\$160,000
Toombs	10,000.0	\$8.00	\$80,000
Treutlen	11,000.0	\$8.00	\$88,000
Ware	120,000.0	\$8.00	\$960,000
Wayne	270,000.0	\$8.00	\$2,160,000
Wheeler	33,000.0	\$8.00	\$264,000
<b>Hunting Leases - Deer</b>	<b>3,050,548</b>		<b>\$24,404,384</b>

State Total

\$71,191,328

## Hunting Leases - Duck

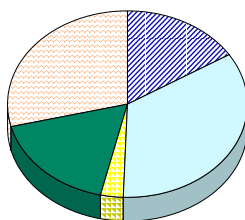
County	Acres	Price	Farm Gate Value
Appling	0.0	\$0.00	\$0
Bacon	0.0	\$0.00	\$0
Brantley	0.0	\$0.00	\$0
Bryan	0.0	\$0.00	\$0
Bulloch	0.0	\$0.00	\$0
Burke	5,000.0	\$50.00	\$250,000
Camden	0.0	\$0.00	\$0
Candler	0.0	\$0.00	\$0
Charlton	0.0	\$0.00	\$0
Chatham	0.0	\$0.00	\$0
Effingham	0.0	\$0.00	\$0
Emanuel	0.0	\$0.00	\$0
Evans	0.0	\$0.00	\$0
Glynn	100.0	\$50.00	\$5,000
Jeff Davis	0.0	\$0.00	\$0
Jefferson	0.0	\$0.00	\$0
Jenkins	0.0	\$0.00	\$0
Liberty	0.0	\$0.00	\$0
Long	0.0	\$0.00	\$0
McIntosh	0.0	\$0.00	\$0
Montgomery	0.0	\$0.00	\$0
Pierce	0.0	\$0.00	\$0
Screven	1,000.0	\$50.00	\$50,000
Tattnall	1,000.0	\$50.00	\$50,000
Telfair	0.0	\$0.00	\$0
Toombs	50.0	\$50.00	\$2,500
Treutlen	0.0	\$0.00	\$0
Ware	0.0	\$0.00	\$0
Wayne	0.0	\$0.00	\$0
Wheeler	0.0	\$0.00	\$0
<b>Hunting Leases - Duck</b>	<b>7,150</b>		<b>\$357,500</b>

State Total

\$682,500

### Extension District % of State Value

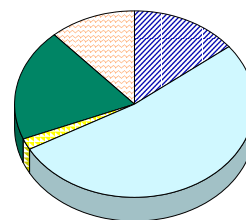
For Hunting Leases - Deer



Central District	16.2%
East District	34.3%
North District	3.0%
South District	17.7%
West District	28.8%
Total:	100.0%

### Extension District % of State Value

For Hunting Leases - Duck



Central District	14.4%
East District	52.4%
North District	2.2%
South District	19.2%
West District	11.8%
Total:	100.0%

# East District

## Hunting Leases - Turkey

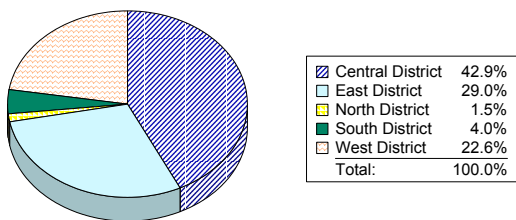
County	Acres	Price	Farm Gate Value
Appling	5,000.0	\$2.00	\$10,000
Bacon	0.0	\$0.00	\$0
Brantley	0.0	\$0.00	\$0
Bryan	0.0	\$0.00	\$0
Bulloch	45,000.0	\$2.00	\$90,000
Burke	150,000.0	\$2.00	\$300,000
Camden	0.0	\$0.00	\$0
Candler	2,500.0	\$2.00	\$5,000
Charlton	25,000.0	\$2.00	\$50,000
Chatham	0.0	\$0.00	\$0
Effingham	75,000.0	\$2.00	\$150,000
Emanuel	10,000.0	\$2.00	\$20,000
Evans	300.0	\$2.00	\$600
Glynn	0.0	\$0.00	\$0
Jeff Davis	0.0	\$0.00	\$0
Jefferson	0.0	\$0.00	\$0
Jenkins	0.0	\$0.00	\$0
Liberty	0.0	\$0.00	\$0
Long	500.0	\$2.00	\$1,000
McIntosh	500.0	\$2.00	\$1,000
Montgomery	0.0	\$0.00	\$0
Pierce	0.0	\$0.00	\$0
Screven	0.0	\$0.00	\$0
Tattnall	50,000.0	\$2.00	\$100,000
Telfair	20,000.0	\$2.00	\$40,000
Toombs	0.0	\$0.00	\$0
Treutlen	0.0	\$0.00	\$0
Ware	120,000.0	\$2.00	\$240,000
Wayne	0.0	\$0.00	\$0
Wheeler	2,000.0	\$2.00	\$4,000
<b>Hunting Leases - Turkey</b>	<b>505,800</b>		<b>\$1,011,600</b>
<b>State Total</b>		<b>\$3,486,936</b>	

## Miscellaneous

County	Farm Gate Value
Appling	\$738,775
Bacon	\$0
Brantley	\$0
Bryan	\$0
Bulloch	\$0
Burke	\$0
Camden	\$0
Candler	\$0
Charlton	\$0
Chatham	\$0
Effingham	\$0
Emanuel	\$0
Evans	\$2,950,000
Glynn	\$0
Jeff Davis	\$0
Jefferson	\$0
Jenkins	\$0
Liberty	\$0
Long	\$0
McIntosh	\$0
Montgomery	\$0
Pierce	\$0
Screven	\$0
Tattnall	\$805,000
Telfair	\$0
Toombs	\$0
Treutlen	\$0
Ware	\$0
Wayne	\$0
Wheeler	\$462,050
<b>Miscellaneous</b>	<b>\$4,955,825</b>
<b>State Total</b>	<b>\$27,636,730</b>

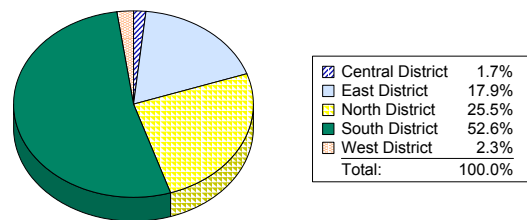
**Extension District % of State Value**

For Hunting Leases - Turkey



**Extension District % of State Value**

For Miscellaneous



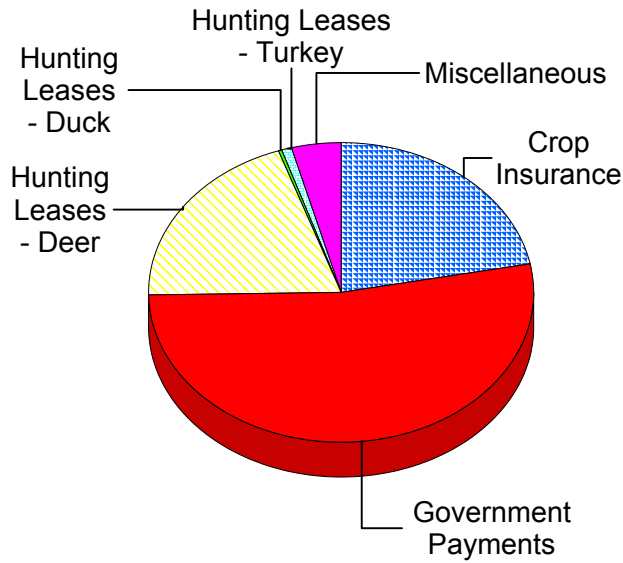
# East District








Other  
East District

\$120,930,974

## District Commodity Category Breakdown

For Other



	Crop Insurance	22.0%
	Government Payments	52.6%
	Hunting Leases - Deer	20.2%
	Hunting Leases - Duck	0.3%
	Hunting Leases - Turkey	0.8%
	Miscellaneous	4.1%
	Miscellaneous Other	0.0%
Total:		100.0%