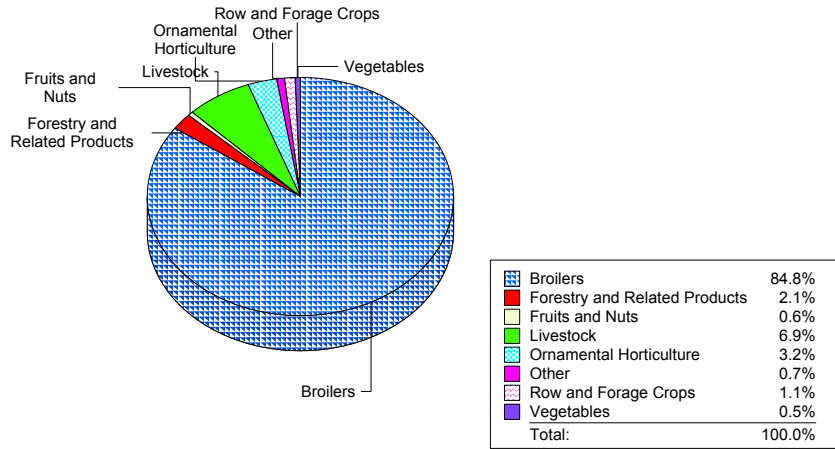


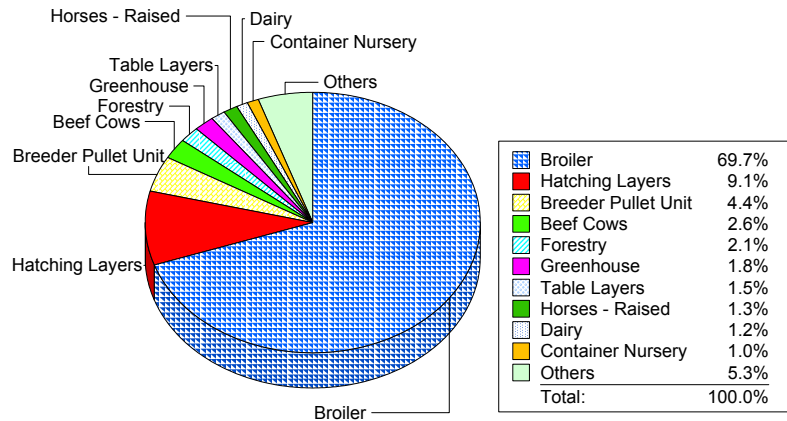
2000 Farm Gate Value, Summary Tables

County	Farm Gate Value
Catoosa	29,463,073
Cherokee	58,093,473
Dade	20,262,622
Dawson	60,190,941
Fannin	22,293,789
Forsyth	64,829,819
Gilmer	169,517,147
Gordon	149,430,496
Habersham	190,595,158
Hall	233,801,941
Lumpkin	61,965,140
Murray	33,287,771
Pickens	35,789,373
Rabun	23,597,693
Stephens	30,986,605
Towns	6,597,958
Union	54,476,574
Walker	38,974,324
White	70,888,238
Whitfield	40,220,055
District 9	1,395,262,190

Total Farm Gate Value For District 9



Top Ten Commodities For District 9



	Broilers	Forestry and Related Products	Fruits and Nuts	Livestock	Ornamental Horticulture	Other	Row and Forage Crops	Vegetables	Total Farm Gate
District 1	\$147,025,193	\$143,510,535	\$17,838,026	\$77,235,170	\$34,093,587	\$69,549,286	\$162,626,299	\$117,620,513	\$769,498,609
District 2	\$321,069,490	\$146,284,324	\$96,265,489	\$207,169,539	\$121,906,840	\$240,498,036	\$725,511,521	\$386,605,458	\$2,245,310,696
District 3	\$10,470,720	\$22,058,567	\$3,785,650	\$42,768,825	\$30,611,773	\$7,031,035	\$8,688,378	\$1,250,570	\$126,665,518
District 4	\$0	\$173,308	\$0	\$216,000	\$1,909,500	\$0	\$0	\$0	\$2,298,808
District 5	\$0	\$1,061,585	\$136,010	\$1,759,667	\$25,203,365	\$19,234	\$137,045	\$0	\$28,316,906
District 6	\$0	\$1,101,545	\$136,010	\$1,759,667	\$26,799,860	\$19,234	\$137,045	\$0	\$29,953,361
District 7	\$286,279,615	\$23,058,092	\$233,713	\$51,796,547	\$31,829,220	\$5,379,006	\$16,435,774	\$710,831	\$415,722,798
District 8	\$285,427,546	\$184,073,770	\$74,530,791	\$142,603,381	\$61,709,566	\$98,516,453	\$365,511,421	\$115,523,807	\$1,327,896,735
District 9	\$1,182,551,506	\$29,867,181	\$8,788,079	\$95,815,637	\$44,916,690	\$10,352,341	\$15,651,091	\$7,319,665	\$1,395,262,190
District 10	\$136,534,996	\$145,560,247	\$5,729,820	\$197,065,553	\$73,297,083	\$61,153,731	\$113,114,880	\$5,045,600	\$737,501,909
District 11	\$977,566,089	\$28,865,874	\$2,746,633	\$119,542,981	\$83,281,000	\$11,393,015	\$22,261,286	\$1,320,668	\$1,246,977,545
Georgia	\$3,346,925,155	\$725,615,027	\$210,190,220	\$937,732,966	\$535,558,482	\$503,911,371	\$1,430,074,743	\$635,397,111	\$8,325,405,075

Georgia Congressional District 9

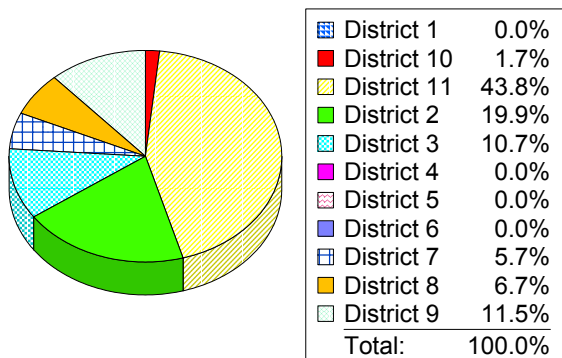
Row and Forage Crops

Barley

County	Acres	Yield	Price	Farm Gate Value
Catoosa	0.0	0.0	\$2.36	\$0
Cherokee	0.0	0.0	\$2.36	\$0
Dade	0.0	0.0	\$2.36	\$0
Dawson	0.0	0.0	\$2.36	\$0
Fannin	0.0	0.0	\$2.36	\$0
Forsyth	0.0	0.0	\$2.36	\$0
Gilmer	0.0	0.0	\$2.36	\$0
Gordon	0.0	0.0	\$2.36	\$0
Habersham	0.0	0.0	\$2.36	\$0
Hall	0.0	0.0	\$2.36	\$0
Lumpkin	0.0	0.0	\$2.36	\$0
Murray	0.0	0.0	\$2.36	\$0
Pickens	0.0	0.0	\$2.36	\$0
Rabun	0.0	0.0	\$2.36	\$0
Stephens	0.0	0.0	\$2.36	\$0
Towns	0.0	0.0	\$2.36	\$0
Union	0.0	0.0	\$2.36	\$0
Walker	100.0	65.0	\$2.36	\$15,340
White	0.0	0.0	\$2.36	\$0
Whitfield	0.0	0.0	\$2.36	\$0
Barley	100			\$15,340

Georgia Total: Barley \$132,849

Farm Gate Value by Congressional District For Barley

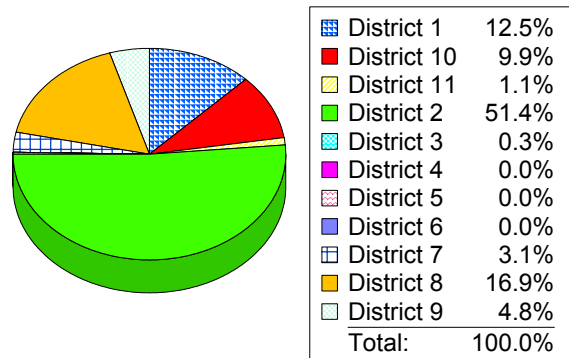


Corn

County	Acres	Yield	Price	Farm Gate Value
Catoosa	100.0	50.0	\$2.15	\$10,750
Cherokee	1,500.0	43.0	\$2.15	\$138,675
Dade	200.0	95.0	\$2.15	\$40,850
Dawson	1,000.0	90.0	\$2.15	\$193,500
Fannin	700.0	110.0	\$2.15	\$165,550
Forsyth	125.0	100.0	\$2.15	\$26,875
Gilmer	400.0	110.0	\$2.15	\$94,600
Gordon	6,200.0	126.0	\$2.15	\$1,679,580
Habersham	250.0	110.0	\$2.15	\$59,125
Hall	250.0	90.0	\$2.15	\$48,375
Lumpkin	300.0	107.0	\$2.15	\$69,015
Murray	1,245.0	62.0	\$2.15	\$165,959
Pickens	360.0	120.0	\$2.15	\$92,880
Rabun	50.0	25.0	\$2.15	\$2,688
Stephens	100.0	100.0	\$2.15	\$21,500
Towns	100.0	100.0	\$2.15	\$21,500
Union	1,500.0	85.0	\$2.15	\$274,125
Walker	1,300.0	120.0	\$2.15	\$335,400
White	690.0	120.0	\$2.15	\$178,020
Whitfield	300.0	70.0	\$2.15	\$45,150
Corn	16,670			\$3,664,116

Georgia Total: Corn \$77,023,882

Farm Gate Value by Congressional District For Corn



Georgia Congressional District 9

Cotton

County	Acres	Yield	Price	Farm Gate Value
Catoosa	0.0	0.0	\$0.68	\$0
Cherokee	0.0	0.0	\$0.68	\$0
Dade	0.0	0.0	\$0.68	\$0
Dawson	0.0	0.0	\$0.68	\$0
Fannin	0.0	0.0	\$0.68	\$0
Forsyth	0.0	0.0	\$0.68	\$0
Gilmer	0.0	0.0	\$0.68	\$0
Gordon	0.0	0.0	\$0.68	\$0
Habersham	0.0	0.0	\$0.68	\$0
Hall	0.0	0.0	\$0.68	\$0
Lumpkin	0.0	0.0	\$0.68	\$0
Murray	0.0	0.0	\$0.68	\$0
Pickens	0.0	0.0	\$0.68	\$0
Rabun	0.0	0.0	\$0.68	\$0
Stephens	0.0	0.0	\$0.68	\$0
Towns	0.0	0.0	\$0.68	\$0
Union	0.0	0.0	\$0.68	\$0
Walker	0.0	0.0	\$0.68	\$0
White	0.0	0.0	\$0.68	\$0
Whitfield	0.0	0.0	\$0.68	\$0
Cotton	0			\$0

Hay

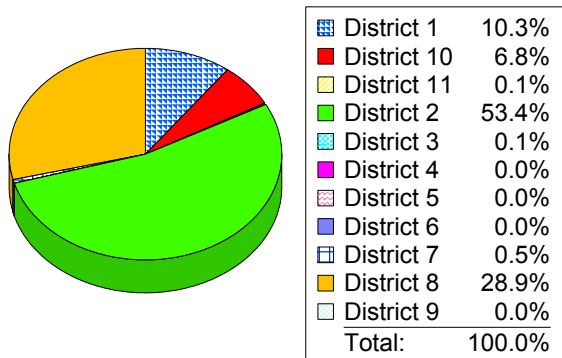
County	Acres	Yield	Price	Farm Gate Value
Catoosa	800.0	2.0	\$55.00	\$88,000
Cherokee	5,000.0	3.0	\$55.00	\$825,000
Dade	5,500.0	2.8	\$55.00	\$847,000
Dawson	800.0	2.4	\$55.00	\$105,600
Fannin	400.0	2.5	\$55.00	\$55,000
Forsyth	1,500.0	1.5	\$55.00	\$123,750
Gilmer	4,400.0	2.5	\$55.00	\$605,000
Gordon	4,600.0	2.8	\$55.00	\$708,400
Habersham	3,000.0	4.0	\$50.00	\$600,000
Hall	7,800.0	2.6	\$55.00	\$1,115,400
Lumpkin	3,000.0	2.4	\$55.00	\$396,000
Murray	2,584.0	1.0	\$55.00	\$142,120
Pickens	3,000.0	3.0	\$55.00	\$495,000
Rabun	150.0	3.0	\$55.00	\$24,750
Stephens	3,543.0	2.1	\$55.00	\$409,217
Towns	4,200.0	2.0	\$55.00	\$462,000
Union	1,500.0	3.2	\$55.00	\$264,000
Walker	5,500.0	2.5	\$65.00	\$893,750
White	800.0	2.0	\$55.00	\$88,000
Whitfield	600.0	2.5	\$55.00	\$82,500
Hay	58,677			\$8,330,487

Georgia Total: Cotton \$618,817,220

Georgia Total: Hay \$97,526,076

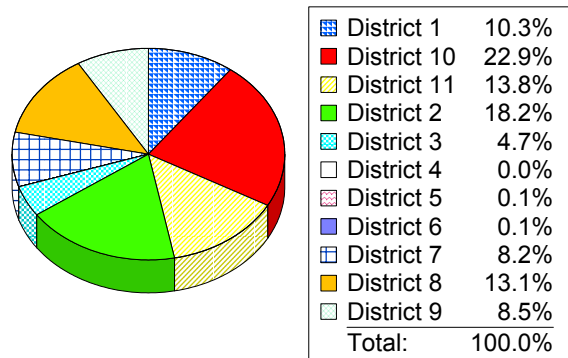
Farm Gate Value by Congressional District

For Cotton



Farm Gate Value by Congressional District

For Hay



Georgia Congressional District 9

Miscellaneous Row Crops

County	Farm Gate Value
Catoosa	\$0
Cherokee	\$0
Dade	\$0
Dawson	\$0
Fannin	\$0
Forsyth	\$0
Gilmer	\$0
Gordon	\$0
Habersham	\$0
Hall	\$0
Lumpkin	\$0
Murray	\$0
Pickens	\$0
Rabun	\$0
Stephens	\$0
Towns	\$0
Union	\$330,000
Walker	\$0
White	\$0
Whitfield	\$0
Miscellaneous Row Crops	\$330,000

Oats

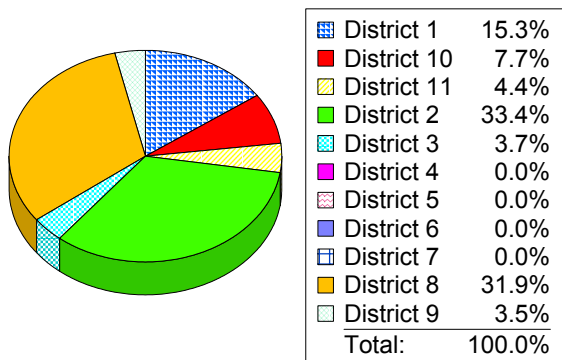
County	Acres	Yield	Price	Farm Gate Value
Catoosa	0.0	0.0	\$0.00	\$0
Cherokee	0.0	0.0	\$0.00	\$0
Dade	0.0	0.0	\$0.00	\$0
Dawson	0.0	0.0	\$0.00	\$0
Fannin	0.0	0.0	\$0.00	\$0
Forsyth	0.0	0.0	\$0.00	\$0
Gilmer	0.0	0.0	\$0.00	\$0
Gordon	0.0	0.0	\$0.00	\$0
Habersham	0.0	0.0	\$0.00	\$0
Hall	0.0	0.0	\$0.00	\$0
Lumpkin	0.0	0.0	\$0.00	\$0
Murray	0.0	0.0	\$0.00	\$0
Pickens	0.0	0.0	\$0.00	\$0
Rabun	0.0	0.0	\$0.00	\$0
Stephens	0.0	0.0	\$0.00	\$0
Towns	0.0	0.0	\$0.00	\$0
Union	0.0	0.0	\$0.00	\$0
Walker	0.0	0.0	\$0.00	\$0
White	0.0	0.0	\$0.00	\$0
Whitfield	0.0	0.0	\$0.00	\$0
Oats	0			\$0

Georgia Total: Miscellaneous Row Crops \$9,439,059

Georgia Total: Oats \$4,378,925

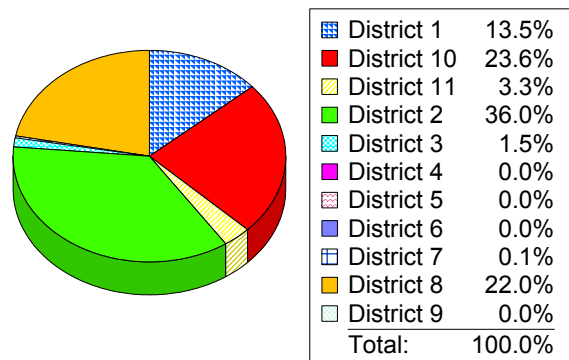
Farm Gate Value by Congressional District

For Miscellaneous Row Crops



Farm Gate Value by Congressional District

For Oats



Georgia Congressional District 9

Peanuts - Additional

County	Acres	Yield	Price	Farm Gate Value
Catoosa	0.0	0	\$0.00	\$0
Cherokee	0.0	0	\$0.00	\$0
Dade	0.0	0	\$0.00	\$0
Dawson	0.0	0	\$0.00	\$0
Fannin	0.0	0	\$0.00	\$0
Forsyth	0.0	0	\$0.00	\$0
Gilmer	0.0	0	\$0.00	\$0
Gordon	0.0	0	\$0.00	\$0
Habersham	0.0	0	\$0.00	\$0
Hall	0.0	0	\$0.00	\$0
Lumpkin	0.0	0	\$0.00	\$0
Murray	0.0	0	\$0.00	\$0
Pickens	0.0	0	\$0.00	\$0
Rabun	0.0	0	\$0.00	\$0
Stephens	0.0	0	\$0.00	\$0
Towns	0.0	0	\$0.00	\$0
Union	0.0	0	\$0.00	\$0
Walker	0.0	0	\$0.00	\$0
White	0.0	0	\$0.00	\$0
Whitfield	0.0	0	\$0.00	\$0
Peanuts - Additional	0			\$0

Peanuts - Quota

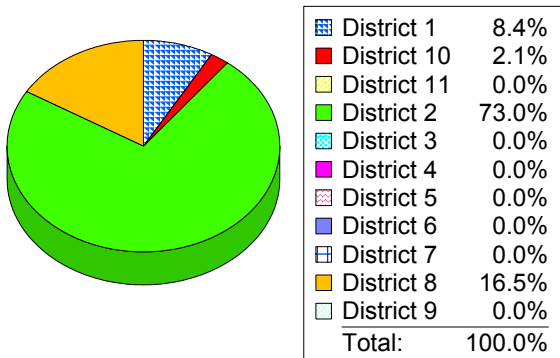
County	Acres	Yield	Price	Farm Gate Value
Catoosa	0.0	0	\$0.00	\$0
Cherokee	0.0	0	\$0.00	\$0
Dade	0.0	0	\$0.00	\$0
Dawson	0.0	0	\$0.00	\$0
Fannin	0.0	0	\$0.00	\$0
Forsyth	0.0	0	\$0.00	\$0
Gilmer	0.0	0	\$0.00	\$0
Gordon	0.0	0	\$0.00	\$0
Habersham	0.0	0	\$0.00	\$0
Hall	0.0	0	\$0.00	\$0
Lumpkin	0.0	0	\$0.00	\$0
Murray	0.0	0	\$0.00	\$0
Pickens	0.0	0	\$0.00	\$0
Rabun	0.0	0	\$0.00	\$0
Stephens	0.0	0	\$0.00	\$0
Towns	0.0	0	\$0.00	\$0
Union	0.0	0	\$0.00	\$0
Walker	0.0	0	\$0.00	\$0
White	0.0	0	\$0.00	\$0
Whitfield	0.0	0	\$0.00	\$0
Peanuts - Quota	0			\$0

Georgia Total: Peanuts - Additional \$46,377,049

Georgia Total: Peanuts - Quota \$353,238,840

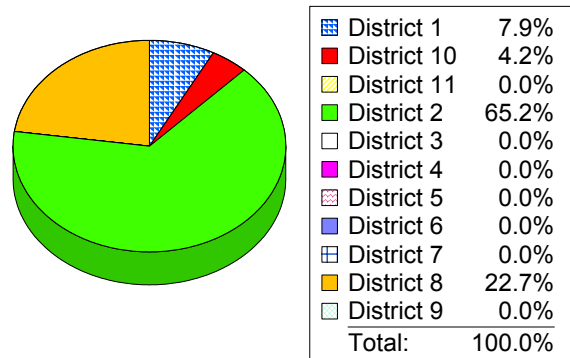
Farm Gate Value by Congressional District

For Peanuts - Additional



Farm Gate Value by Congressional District

For Peanuts - Quota



Georgia Congressional District 9

Rye

County	Acres	Yield	Price	Farm Gate Value
Catoosa	0.0	0.0	\$0.00	\$0
Cherokee	0.0	0.0	\$0.00	\$0
Dade	0.0	0.0	\$0.00	\$0
Dawson	0.0	0.0	\$0.00	\$0
Fannin	0.0	0.0	\$0.00	\$0
Forsyth	0.0	0.0	\$0.00	\$0
Gilmer	0.0	0.0	\$0.00	\$0
Gordon	100.0	25.0	\$6.00	\$15,000
Habersham	0.0	0.0	\$0.00	\$0
Hall	15.0	32.0	\$6.00	\$2,880
Lumpkin	0.0	0.0	\$0.00	\$0
Murray	0.0	0.0	\$0.00	\$0
Pickens	0.0	0.0	\$0.00	\$0
Rabun	0.0	0.0	\$0.00	\$0
Stephens	0.0	0.0	\$0.00	\$0
Towns	0.0	0.0	\$0.00	\$0
Union	0.0	0.0	\$0.00	\$0
Walker	0.0	0.0	\$0.00	\$0
White	0.0	0.0	\$0.00	\$0
Whitfield	0.0	0.0	\$0.00	\$0
Rye	115			\$17,880

Silage

County	Acres	Yield	Price	Farm Gate Value
Catoosa	400.0	15.0	\$21.00	\$126,000
Cherokee	0.0	0.0	\$0.00	\$0
Dade	0.0	0.0	\$0.00	\$0
Dawson	0.0	0.0	\$0.00	\$0
Fannin	40.0	15.0	\$21.00	\$12,600
Forsyth	250.0	15.0	\$21.00	\$78,750
Gilmer	200.0	15.0	\$21.00	\$63,000
Gordon	240.0	14.3	\$21.00	\$71,820
Habersham	50.0	13.0	\$20.00	\$13,000
Hall	1,420.0	13.0	\$21.00	\$387,660
Lumpkin	100.0	15.0	\$21.00	\$31,500
Murray	0.0	0.0	\$0.00	\$0
Pickens	0.0	0.0	\$0.00	\$0
Rabun	0.0	0.0	\$0.00	\$0
Stephens	400.0	12.0	\$21.00	\$100,800
Towns	0.0	0.0	\$0.00	\$0
Union	15.0	2.0	\$21.00	\$630
Walker	600.0	14.0	\$21.00	\$176,400
White	330.0	12.0	\$21.00	\$83,160
Whitfield	0.0	0.0	\$0.00	\$0
Silage	4,045			\$1,145,320

Georgia Total: Rye

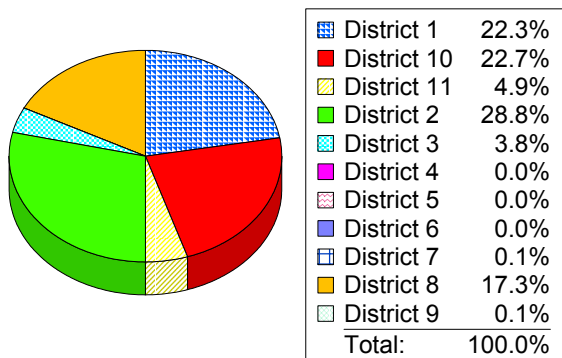
\$14,406,249

Georgia Total: Silage

\$14,849,158

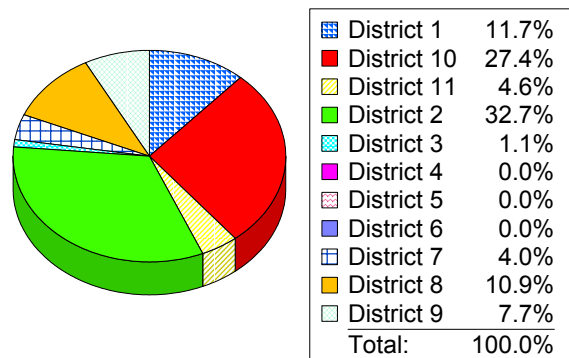
Farm Gate Value by Congressional District

For Rye



Farm Gate Value by Congressional District

For Silage



Georgia Congressional District 9

Sorghum

County	Acres	Yield	Price	Farm Gate Value
Catoosa	0.0	0.0	\$0.00	\$0
Cherokee	0.0	0.0	\$0.00	\$0
Dade	0.0	0.0	\$0.00	\$0
Dawson	0.0	0.0	\$0.00	\$0
Fannin	0.0	0.0	\$0.00	\$0
Forsyth	0.0	0.0	\$0.00	\$0
Gilmer	0.0	0.0	\$0.00	\$0
Gordon	0.0	0.0	\$0.00	\$0
Habersham	0.0	0.0	\$0.00	\$0
Hall	0.0	0.0	\$0.00	\$0
Lumpkin	0.0	0.0	\$0.00	\$0
Murray	0.0	0.0	\$0.00	\$0
Pickens	0.0	0.0	\$0.00	\$0
Rabun	0.0	0.0	\$0.00	\$0
Stephens	0.0	0.0	\$0.00	\$0
Towns	0.0	0.0	\$0.00	\$0
Union	0.0	0.0	\$0.00	\$0
Walker	0.0	0.0	\$0.00	\$0
White	0.0	0.0	\$0.00	\$0
Whitfield	0.0	0.0	\$0.00	\$0
Sorghum	0			\$0

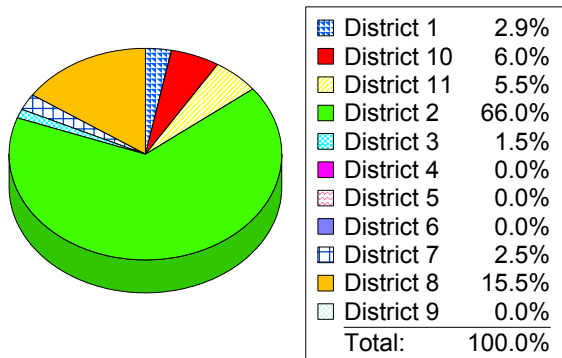
Soybeans

County	Acres	Yield	Price	Farm Gate Value
Catoosa	45.0	18.0	\$5.30	\$4,293
Cherokee	0.0	0.0	\$0.00	\$0
Dade	100.0	24.0	\$5.30	\$12,720
Dawson	0.0	0.0	\$0.00	\$0
Fannin	50.0	25.0	\$5.30	\$6,625
Forsyth	0.0	0.0	\$0.00	\$0
Gilmer	120.0	24.0	\$5.30	\$15,264
Gordon	5,640.0	19.0	\$5.30	\$567,948
Habersham	0.0	0.0	\$0.00	\$0
Hall	0.0	0.0	\$0.00	\$0
Lumpkin	0.0	0.0	\$0.00	\$0
Murray	850.0	26.0	\$5.30	\$117,130
Pickens	0.0	0.0	\$0.00	\$0
Rabun	0.0	0.0	\$0.00	\$0
Stephens	0.0	0.0	\$0.00	\$0
Towns	0.0	0.0	\$0.00	\$0
Union	0.0	0.0	\$0.00	\$0
Walker	1,500.0	16.0	\$5.30	\$127,200
White	75.0	20.0	\$5.30	\$7,950
Whitfield	500.0	30.0	\$5.30	\$79,500
Soybeans	8,880			\$938,630

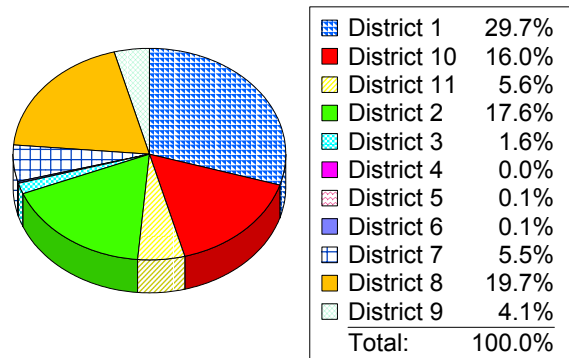
Georgia Total: Sorghum \$3,093,190

Georgia Total: Soybeans \$22,945,319

Farm Gate Value by Congressional District
For Sorghum



Farm Gate Value by Congressional District
For Soybeans



Georgia Congressional District 9

Straw

County	Acres	Yield	Price	Farm Gate Value
Catoosa	0.0	0.0	\$0.00	\$0
Cherokee	0.0	0.0	\$0.00	\$0
Dade	100.0	75.0	\$2.00	\$15,000
Dawson	0.0	0.0	\$0.00	\$0
Fannin	0.0	0.0	\$0.00	\$0
Forsyth	0.0	0.0	\$0.00	\$0
Gilmer	0.0	0.0	\$0.00	\$0
Gordon	0.0	0.0	\$0.00	\$0
Habersham	0.0	0.0	\$0.00	\$0
Hall	400.0	20.0	\$2.00	\$16,000
Lumpkin	20.0	60.0	\$2.00	\$2,400
Murray	0.0	0.0	\$0.00	\$0
Pickens	0.0	0.0	\$0.00	\$0
Rabun	0.0	0.0	\$0.00	\$0
Stephens	0.0	0.0	\$0.00	\$0
Towns	0.0	0.0	\$0.00	\$0
Union	0.0	0.0	\$0.00	\$0
Walker	1,500.0	125.0	\$2.50	\$468,750
White	50.0	75.0	\$3.00	\$11,250
Whitfield	0.0	0.0	\$0.00	\$0
Straw	2,070			\$513,400

Tobacco

County	Acres	Yield	Price	Farm Gate Value
Catoosa	0.0	0	\$0.00	\$0
Cherokee	0.0	0	\$0.00	\$0
Dade	0.0	0	\$0.00	\$0
Dawson	0.0	0	\$0.00	\$0
Fannin	4.0	1,650	\$1.70	\$11,220
Forsyth	0.0	0	\$0.00	\$0
Gilmer	0.0	0	\$0.00	\$0
Gordon	0.0	0	\$0.00	\$0
Habersham	0.0	0	\$0.00	\$0
Hall	0.0	0	\$0.00	\$0
Lumpkin	0.0	0	\$0.00	\$0
Murray	0.0	0	\$0.00	\$0
Pickens	0.0	0	\$0.00	\$0
Rabun	0.0	0	\$0.00	\$0
Stephens	0.0	0	\$0.00	\$0
Towns	15.0	1,500	\$2.00	\$45,000
Union	10.0	1,500	\$1.70	\$25,500
Walker	0.0	0	\$0.00	\$0
White	0.0	0	\$0.00	\$0
Whitfield	0.0	0	\$0.00	\$0
Tobacco	29			\$81,720

Georgia Total: Straw

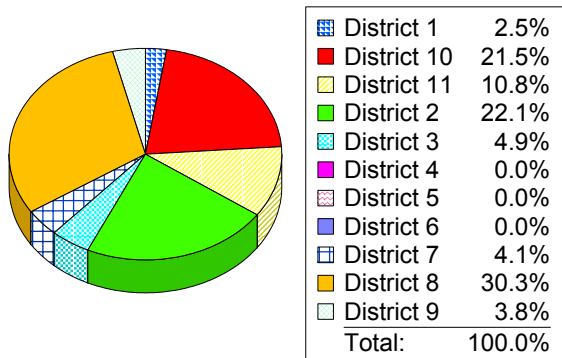
\$13,507,534

Georgia Total: Tobacco

\$120,363,272

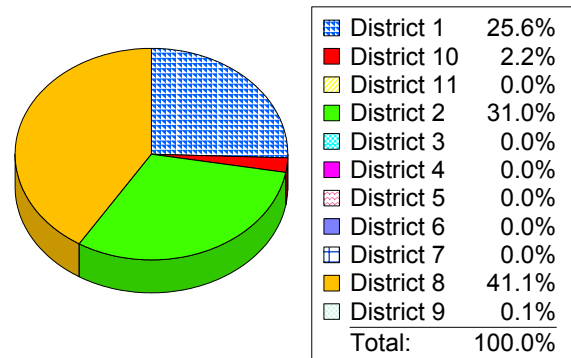
Farm Gate Value by Congressional District

For Straw



Farm Gate Value by Congressional District

For Tobacco



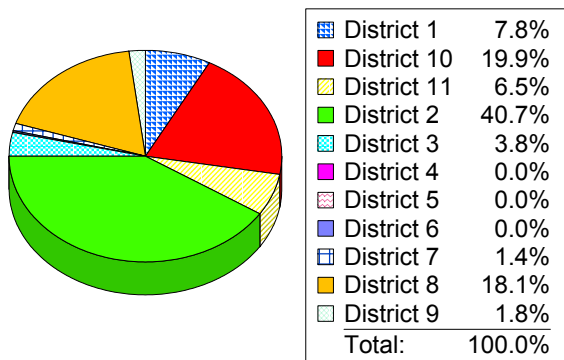
Georgia Congressional District 9

Wheat

County	Acres	Yield	Farm Gate	
			Price	Value
Catoosa	0.0	0.0	\$0.00	\$0
Cherokee	0.0	0.0	\$0.00	\$0
Dade	100.0	54.0	\$2.70	\$14,580
Dawson	0.0	0.0	\$0.00	\$0
Fannin	75.0	50.0	\$2.70	\$10,125
Forsyth	0.0	0.0	\$0.00	\$0
Gilmer	0.0	0.0	\$0.00	\$0
Gordon	1,100.0	54.0	\$2.70	\$160,380
Habersham	600.0	54.0	\$2.70	\$87,480
Hall	300.0	42.0	\$2.70	\$34,020
Lumpkin	0.0	0.0	\$0.00	\$0
Murray	652.0	53.0	\$2.70	\$93,301
Pickens	0.0	0.0	\$0.00	\$0
Rabun	0.0	0.0	\$0.00	\$0
Stephens	125.0	50.0	\$2.70	\$16,875
Towns	0.0	0.0	\$0.00	\$0
Union	0.0	0.0	\$0.00	\$0
Walker	1,500.0	45.0	\$2.70	\$182,250
White	100.0	30.0	\$2.70	\$8,100
Whitfield	75.0	35.0	\$2.70	\$7,088
Wheat	4,627			\$614,199

Georgia Total: Wheat \$33,976,120

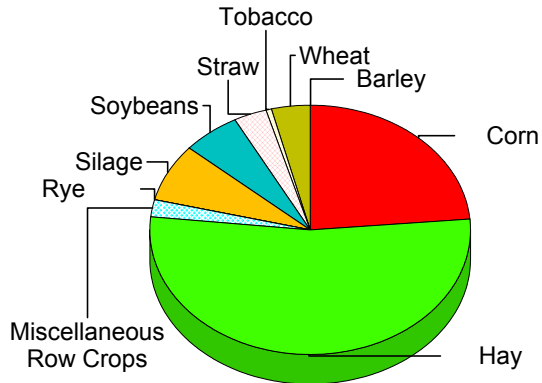
Farm Gate Value by Congressional District
For Wheat



Georgia Congressional District 9

District 9 Total \$15,651,091
 Row and Forage Crops

District 9 Farm Gate For Row and Forage Crops



Barley	0.1%
Corn	23.4%
Cotton	0.0%
Hay	53.2%
Miscellaneous Row Crops	2.1%
Oats	0.0%
Peanuts - Additional	0.0%
Peanuts - Quota	0.0%
Rye	0.1%
Silage	7.3%
Sorghum	0.0%
Soybeans	6.0%
Straw	3.3%
Tobacco	0.5%
Wheat	3.9%
Total:	100.0%

Georgia Congressional District 9

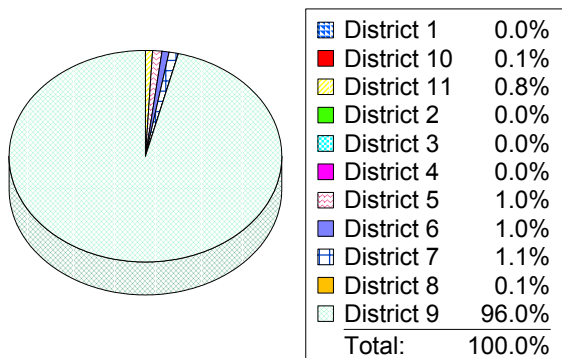
Fruits and Nuts

Apples

County	Acres	Yield	Price	Farm Gate Value
Catoosa	0.0	0.0	\$14.00	\$0
Cherokee	90.0	65.0	\$14.00	\$81,900
Dade	0.0	0.0	\$14.00	\$0
Dawson	0.0	0.0	\$14.00	\$0
Fannin	230.0	725.0	\$14.00	\$2,334,500
Forsyth	0.0	0.0	\$14.00	\$0
Gilmer	700.0	200.0	\$14.00	\$1,960,000
Gordon	0.0	0.0	\$14.00	\$0
Habersham	250.0	192.0	\$14.00	\$672,000
Hall	30.0	210.0	\$14.00	\$88,200
Lumpkin	0.0	0.0	\$14.00	\$0
Murray	0.0	0.0	\$14.00	\$0
Pickens	2.0	100.0	\$14.00	\$2,800
Rabun	125.0	850.0	\$14.00	\$1,487,500
Stephens	0.0	0.0	\$14.00	\$0
Towns	0.0	0.0	\$14.00	\$0
Union	12.0	171.0	\$14.00	\$28,728
Walker	0.0	0.0	\$14.00	\$0
White	0.0	0.0	\$14.00	\$0
Whitfield	0.0	0.0	\$14.00	\$0
Apples	1,439			\$6,655,628

Georgia Total: Apples \$6,933,102

Farm Gate Value by Congressional District
For Apples

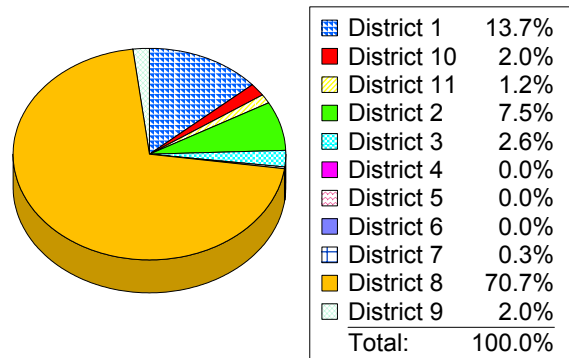


Blueberries - Fresh

County	Acres	Yield	Price	Farm Gate Value
Catoosa	0.0	0	\$0.00	\$0
Cherokee	20.0	1,000	\$1.25	\$25,000
Dade	3.0	2,500	\$1.25	\$9,375
Dawson	0.0	0	\$0.00	\$0
Fannin	5.0	2,000	\$1.25	\$12,500
Forsyth	0.0	0	\$0.00	\$0
Gilmer	5.0	2,000	\$1.25	\$12,500
Gordon	1.0	1,600	\$1.25	\$2,000
Habersham	25.0	2,500	\$1.25	\$78,125
Hall	3.0	2,450	\$1.25	\$9,188
Lumpkin	0.0	0	\$0.00	\$0
Murray	12.0	800	\$1.25	\$12,000
Pickens	2.0	800	\$1.25	\$2,000
Rabun	10.0	90	\$1.25	\$1,125
Stephens	3.0	2,000	\$1.25	\$7,500
Towns	10.0	1,000	\$1.25	\$12,500
Union	5.0	12,000	\$1.25	\$75,000
Walker	3.0	7,500	\$1.25	\$28,125
White	0.0	0	\$0.00	\$0
Whitfield	0.0	0	\$0.00	\$0
Blueberries - Fresh	107			\$286,938

Georgia Total: Blueberries - Fresh \$14,474,504

Farm Gate Value by Congressional District
For Blueberries - Fresh



Georgia Congressional District 9

Blueberries - Frozen

County	Acres	Yield	Price	Farm Gate Value
Catoosa	0.0	0	\$0.00	\$0
Cherokee	0.0	0	\$0.00	\$0
Dade	0.0	0	\$0.00	\$0
Dawson	0.0	0	\$0.00	\$0
Fannin	0.0	0	\$0.00	\$0
Forsyth	0.0	0	\$0.00	\$0
Gilmer	0.0	0	\$0.00	\$0
Gordon	0.0	0	\$0.00	\$0
Habersham	0.0	0	\$0.00	\$0
Hall	0.0	0	\$0.00	\$0
Lumpkin	0.0	0	\$0.00	\$0
Murray	0.0	0	\$0.00	\$0
Pickens	0.0	0	\$0.00	\$0
Rabun	0.0	0	\$0.00	\$0
Stephens	0.0	0	\$0.00	\$0
Towns	0.0	0	\$0.00	\$0
Union	0.0	0	\$0.00	\$0
Walker	0.0	0	\$0.00	\$0
White	0.0	0	\$0.00	\$0
Whitfield	0.0	0	\$0.00	\$0
Blueberries - Frozen	0			\$0

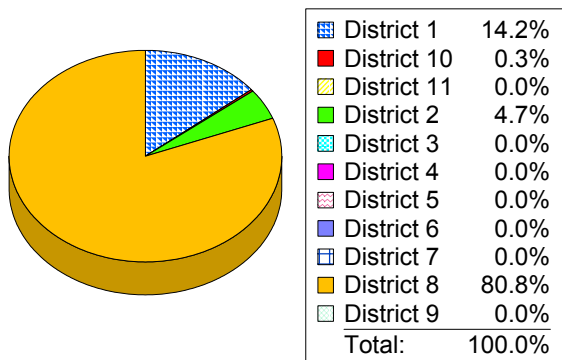
Grapes

County	Acres	Yield	Price	Farm Gate Value
Catoosa	0.0	0	\$0.00	\$0
Cherokee	0.0	0	\$0.00	\$0
Dade	0.0	0	\$0.00	\$0
Dawson	0.0	0	\$0.00	\$0
Fannin	0.0	0	\$0.00	\$0
Forsyth	0.0	0	\$0.00	\$0
Gilmer	0.0	0	\$0.00	\$0
Gordon	0.0	0	\$0.00	\$0
Habersham	40.0	5,500	\$0.78	\$170,500
Hall	14.0	4,200	\$0.78	\$45,570
Lumpkin	0.0	0	\$0.00	\$0
Murray	0.0	0	\$0.00	\$0
Pickens	1.0	1,500	\$0.78	\$1,163
Rabun	10.0	725	\$0.78	\$5,619
Stephens	2.0	3,000	\$0.78	\$4,650
Towns	0.0	0	\$0.00	\$0
Union	7.0	3,500	\$0.78	\$18,988
Walker	20.0	5,000	\$0.78	\$77,500
White	40.0	8,800	\$0.78	\$272,800
Whitfield	0.0	0	\$0.00	\$0
Grapes	134			\$596,789

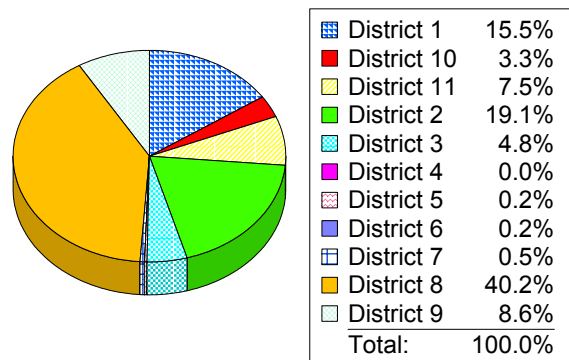
Georgia Total: Blueberries - Frozen \$7,549,540

Georgia Total: Grapes \$6,902,468

Farm Gate Value by Congressional District
For Blueberries - Frozen



Farm Gate Value by Congressional District
For Grapes



Georgia Congressional District 9

Miscellaneous Fruit and Nut

County	Farm Gate Value
Catoosa	\$0
Cherokee	\$0
Dade	\$0
Dawson	\$0
Fannin	\$0
Forsyth	\$0
Gilmer	\$5,000
Gordon	\$0
Habersham	\$0
Hall	\$0
Lumpkin	\$351,000
Murray	\$0
Pickens	\$0
Rabun	\$0
Stephens	\$0
Towns	\$0
Union	\$0
Walker	\$2,800
White	\$0
Whitfield	\$30,000
Miscellaneous Fruits/Nuts	\$388,800

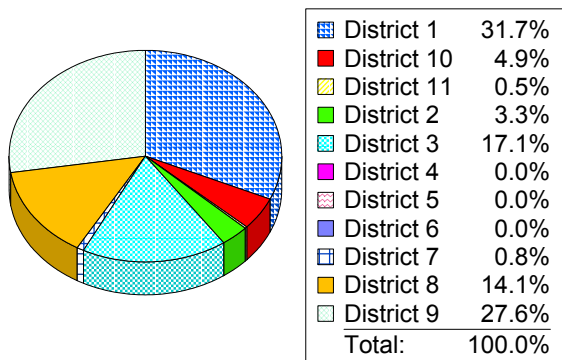
Peaches

County	Acres	Yield	Price	Farm Gate Value
Catoosa	0.0	0	\$0.00	\$0
Cherokee	0.0	0	\$0.00	\$0
Dade	0.0	0	\$0.00	\$0
Dawson	15.0	5,000	\$0.33	\$24,750
Fannin	20.0	9,000	\$0.33	\$59,400
Forsyth	0.0	0	\$0.00	\$0
Gilmer	20.0	240	\$24.00	\$115,200
Gordon	0.0	0	\$0.00	\$0
Habersham	60.0	6,100	\$0.33	\$120,780
Hall	65.0	8,800	\$0.53	\$303,160
Lumpkin	0.0	0	\$0.00	\$0
Murray	0.0	0	\$0.00	\$0
Pickens	0.0	0	\$0.00	\$0
Rabun	0.0	0	\$0.00	\$0
Stephens	4.0	5,500	\$0.33	\$7,260
Towns	0.0	0	\$0.00	\$0
Union	0.0	0	\$0.00	\$0
Walker	0.0	0	\$0.00	\$0
White	0.0	0	\$0.00	\$0
Whitfield	0.0	0	\$0.00	\$0
Peaches	184			\$630,550

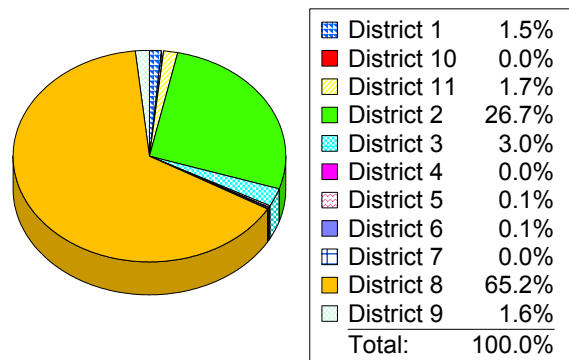
Georgia Total: Miscellaneous Fruit and Nut \$1,407,245

Georgia Total: Peaches \$39,922,063

Farm Gate Value by Congressional District
For Miscellaneous Fruit and Nut



Farm Gate Value by Congressional District
For Peaches



Georgia Congressional District 9

Pecans

County	Acres	Yield	Price	Farm Gate Value
Catoosa	0.0	0	\$0.00	\$0
Cherokee	0.0	0	\$0.00	\$0
Dade	0.0	0	\$0.00	\$0
Dawson	0.0	0	\$0.00	\$0
Fannin	0.0	0	\$0.00	\$0
Forsyth	0.0	0	\$0.00	\$0
Gilmer	0.0	0	\$0.00	\$0
Gordon	0.0	0	\$0.00	\$0
Habersham	0.0	0	\$0.00	\$0
Hall	5.0	500	\$1.30	\$3,250
Lumpkin	0.0	0	\$0.00	\$0
Murray	0.0	0	\$0.00	\$0
Pickens	0.0	0	\$0.00	\$0
Rabun	0.0	0	\$0.00	\$0
Stephens	0.0	0	\$0.00	\$0
Towns	0.0	0	\$0.00	\$0
Union	0.0	0	\$0.00	\$0
Walker	0.0	0	\$0.00	\$0
White	0.0	0	\$0.00	\$0
Whitfield	0.0	0	\$0.00	\$0
Pecans	5			\$3,250

Strawberries

County	Acres	Yield	Price	Farm Gate Value
Catoosa	0.0	0	\$0.00	\$0
Cherokee	0.0	0	\$0.00	\$0
Dade	0.0	0	\$0.00	\$0
Dawson	0.0	0	\$0.00	\$0
Fannin	0.0	0	\$0.00	\$0
Forsyth	0.0	0	\$0.00	\$0
Gilmer	0.0	0	\$0.00	\$0
Gordon	0.0	0	\$0.00	\$0
Habersham	3.0	39,800	\$1.25	\$149,250
Hall	0.0	0	\$0.00	\$0
Lumpkin	1.5	38,000	\$1.25	\$71,250
Murray	0.0	0	\$0.00	\$0
Pickens	0.0	0	\$0.00	\$0
Rabun	5.0	900	\$1.25	\$5,625
Stephens	0.0	0	\$0.00	\$0
Towns	0.0	0	\$0.00	\$0
Union	0.0	0	\$0.00	\$0
Walker	0.0	0	\$0.00	\$0
White	0.0	0	\$0.00	\$0
Whitfield	0.0	0	\$0.00	\$0
Strawberries	10			\$226,125

Georgia Total: Pecans

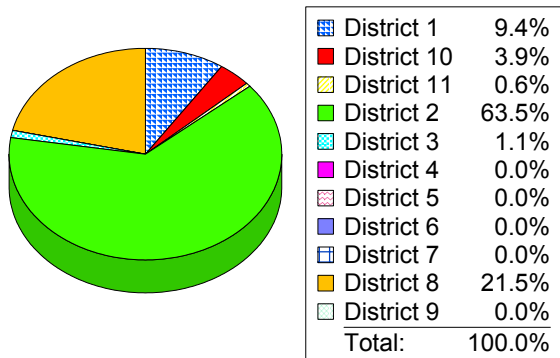
\$129,204,166

Georgia Total: Strawberries

\$3,797,133

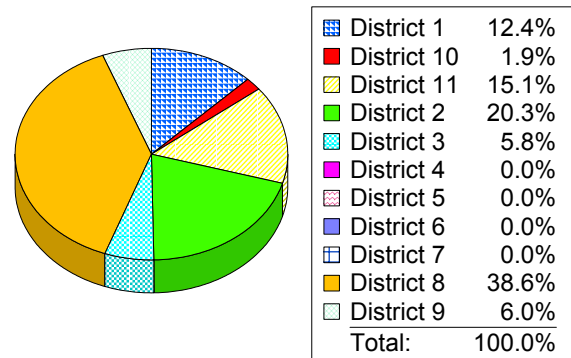
Farm Gate Value by Congressional District

For Pecans



Farm Gate Value by Congressional District

For Strawberries

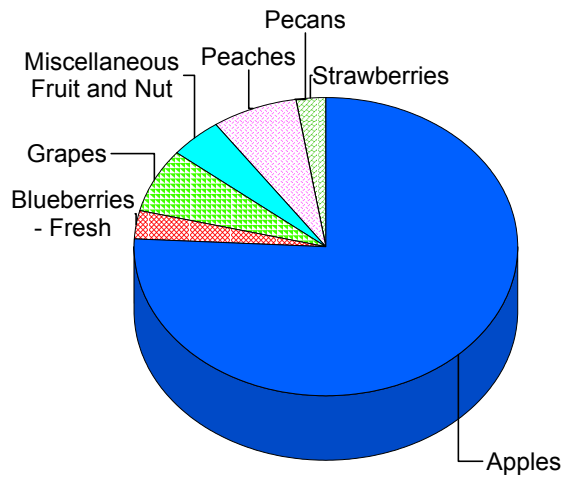


Georgia Congressional District 9

District 9 Total \$8,788,079
Fruits and Nuts

District 9 Farm Gate Value

For Fruits and Nuts



Apples	75.7%
Blueberries - Fresh	3.3%
Blueberries - Frozen	0.0%
Grapes	6.8%
Miscellaneous Fruit and Nut	4.4%
Peaches	7.2%
Pecans	0.0%
Strawberries	2.6%
Total:	100.0%

Georgia Congressional District 9

Banana Peppers

County	Acres	Farm Gate Value
Catoosa	1.0	\$5,000
Cherokee	0.0	\$0
Dade	0.0	\$0
Dawson	0.0	\$0
Fannin	0.0	\$0
Forsyth	0.0	\$0
Gilmer	0.0	\$0
Gordon	0.0	\$0
Habersham	0.0	\$0
Hall	0.0	\$0
Lumpkin	0.0	\$0
Murray	0.0	\$0
Pickens	0.0	\$0
Rabun	0.0	\$0
Stephens	0.0	\$0
Towns	0.0	\$0
Union	0.0	\$0
Walker	0.0	\$0
White	0.0	\$0
Whitfield	0.0	\$0
Banana Peppers	1	\$5,000

Bell Peppers

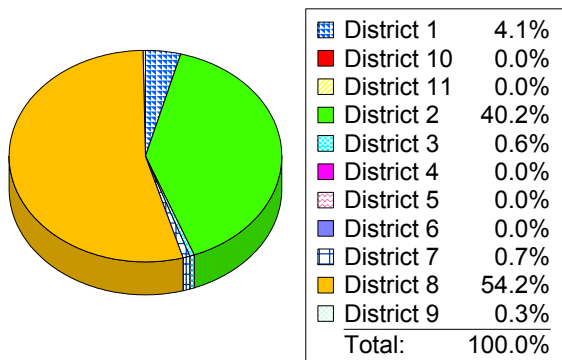
County	Acres	Farm Gate Value
Catoosa	2.0	\$12,000
Cherokee	0.0	\$0
Dade	0.0	\$0
Dawson	0.0	\$0
Fannin	0.0	\$0
Forsyth	0.0	\$0
Gilmer	0.0	\$0
Gordon	0.8	\$2,205
Habersham	0.0	\$0
Hall	1.0	\$4,200
Lumpkin	0.0	\$0
Murray	0.0	\$0
Pickens	1.0	\$350
Rabun	10.0	\$56,000
Stephens	0.0	\$0
Towns	0.0	\$0
Union	10.0	\$14,000
Walker	0.0	\$0
White	1.0	\$2,275
Whitfield	0.0	\$0
Bell Peppers	26	\$91,030

Georgia Total: Banana Peppers \$1,532,400

Georgia Total: Bell Peppers \$49,555,238

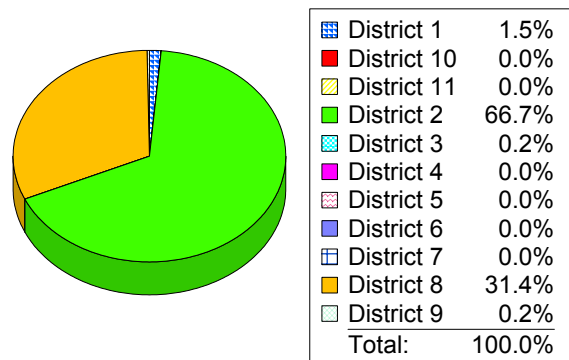
Farm Gate Value by Congressional District

For Banana Peppers



Farm Gate Value by Congressional District

For Bell Peppers



Georgia Congressional District 9

Broccoli

County	Acres	Farm Gate Value
Catoosa	0.0	\$0
Cherokee	0.0	\$0
Dade	0.0	\$0
Dawson	0.0	\$0
Fannin	0.0	\$0
Forsyth	0.0	\$0
Gilmer	0.0	\$0
Gordon	0.0	\$0
Habersham	0.0	\$0
Hall	0.0	\$0
Lumpkin	0.0	\$0
Murray	0.0	\$0
Pickens	0.0	\$0
Rabun	0.0	\$0
Stephens	0.0	\$0
Towns	0.0	\$0
Union	0.0	\$0
Walker	0.0	\$0
White	0.0	\$0
Whitfield	0.0	\$0
Broccoli	0	\$0

Cabbage

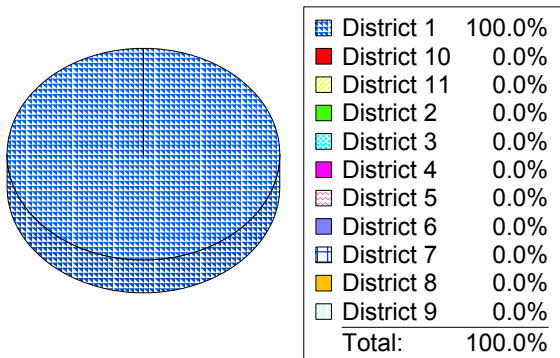
County	Acres	Farm Gate Value
Catoosa	0.0	\$0
Cherokee	0.0	\$0
Dade	0.0	\$0
Dawson	0.0	\$0
Fannin	0.0	\$0
Forsyth	0.0	\$0
Gilmer	10.0	\$6,440
Gordon	0.0	\$0
Habersham	5.0	\$3,220
Hall	2.0	\$2,668
Lumpkin	4.0	\$5,520
Murray	0.0	\$0
Pickens	2.0	\$920
Rabun	500.0	\$1,840,000
Stephens	0.0	\$0
Towns	0.0	\$0
Union	75.0	\$207,000
Walker	0.0	\$0
White	0.0	\$0
Whitfield	0.0	\$0
Cabbage	598	\$2,065,768

Georgia Total: Broccoli \$5,600

Georgia Total: Cabbage \$29,976,593

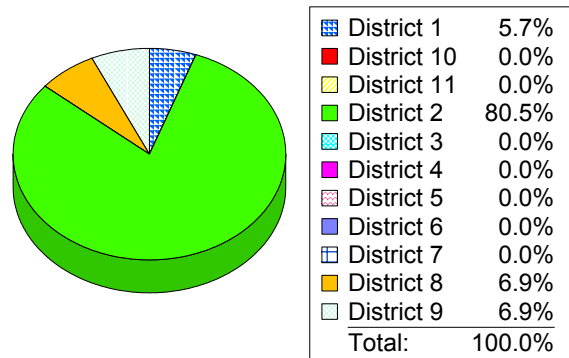
Farm Gate Value by Congressional District

For Broccoli



Farm Gate Value by Congressional District

For Cabbage



Georgia Congressional District 9

Cantaloupe

County	Acres	Farm Gate Value
Catoosa	0.0	\$0
Cherokee	0.0	\$0
Dade	0.0	\$0
Dawson	0.0	\$0
Fannin	2.0	\$2,400
Forsyth	0.0	\$0
Gilmer	0.0	\$0
Gordon	0.0	\$0
Habersham	0.0	\$0
Hall	2.0	\$4,200
Lumpkin	0.0	\$0
Murray	0.0	\$0
Pickens	0.0	\$0
Rabun	5.0	\$15,000
Stephens	0.0	\$0
Towns	0.0	\$0
Union	0.0	\$0
Walker	0.0	\$0
White	0.0	\$0
Whitfield	0.0	\$0
Cantaloupe	9	\$21,600

Carrots

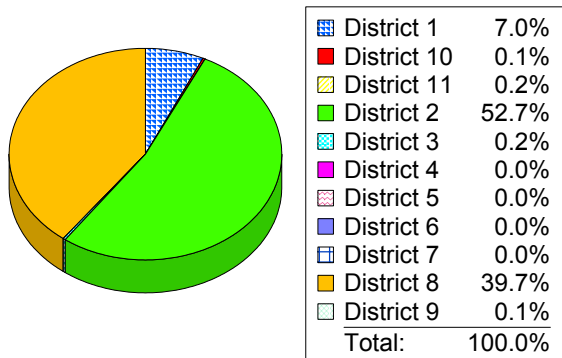
County	Acres	Farm Gate Value
Catoosa	0.0	\$0
Cherokee	0.0	\$0
Dade	0.0	\$0
Dawson	0.0	\$0
Fannin	0.0	\$0
Forsyth	0.0	\$0
Gilmer	0.0	\$0
Gordon	0.0	\$0
Habersham	0.0	\$0
Hall	0.0	\$0
Lumpkin	0.0	\$0
Murray	0.0	\$0
Pickens	0.0	\$0
Rabun	0.0	\$0
Stephens	0.0	\$0
Towns	0.0	\$0
Union	0.0	\$0
Walker	0.0	\$0
White	0.0	\$0
Whitfield	0.0	\$0
Carrots	0	\$0

Georgia Total: Cantaloupe \$18,910,800

Georgia Total: Carrots \$12,852,525

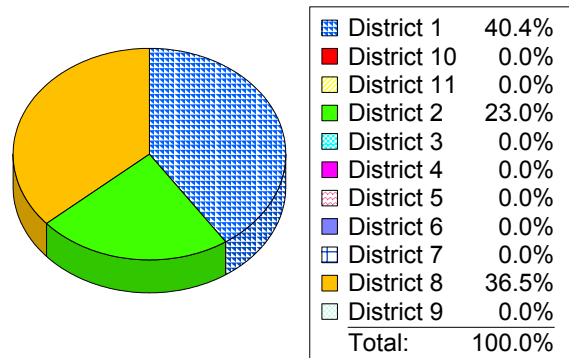
Farm Gate Value by Congressional District

For Cantaloupe



Farm Gate Value by Congressional District

For Carrots



Georgia Congressional District 9

Collards

County	Acres	Farm Gate Value
Catoosa	0.0	\$0
Cherokee	0.0	\$0
Dade	0.0	\$0
Dawson	0.0	\$0
Fannin	120.0	\$174,563
Forsyth	0.0	\$0
Gilmer	5.0	\$8,313
Gordon	0.0	\$0
Habersham	0.0	\$0
Hall	3.0	\$3,658
Lumpkin	80.0	\$121,600
Murray	0.0	\$0
Pickens	2.0	\$950
Rabun	5.0	\$11,875
Stephens	0.0	\$0
Towns	0.0	\$0
Union	125.0	\$410,000
Walker	0.0	\$0
White	66.0	\$102,244
Whitfield	0.0	\$0
Collards	406	\$833,201

Cucumbers

County	Acres	Farm Gate Value
Catoosa	1.0	\$900
Cherokee	0.0	\$0
Dade	0.0	\$0
Dawson	0.0	\$0
Fannin	0.0	\$0
Forsyth	0.0	\$0
Gilmer	0.0	\$0
Gordon	0.5	\$530
Habersham	0.0	\$0
Hall	2.0	\$4,240
Lumpkin	0.0	\$0
Murray	0.0	\$0
Pickens	0.0	\$0
Rabun	0.0	\$0
Stephens	0.0	\$0
Towns	0.0	\$0
Union	0.0	\$0
Walker	0.0	\$0
White	0.0	\$0
Whitfield	0.0	\$0
Cucumbers	4	\$5,670

Georgia Total: Collards

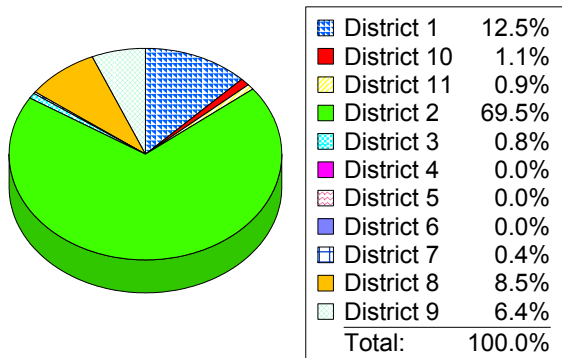
\$13,080,033

Georgia Total: Cucumbers

\$55,799,678

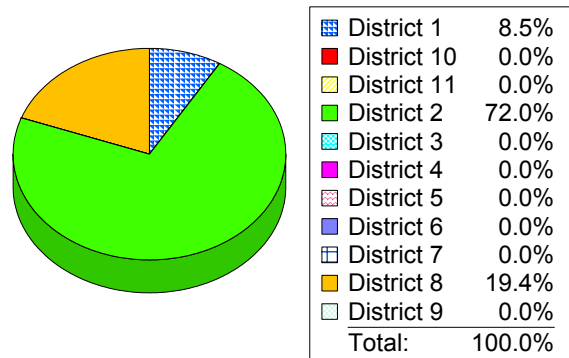
Farm Gate Value by Congressional District

For Collards



Farm Gate Value by Congressional District

For Cucumbers



Georgia Congressional District 9

Eggplant

County	Acres	Farm Gate Value
Catoosa	1.0	\$2,400
Cherokee	0.0	\$0
Dade	0.0	\$0
Dawson	0.0	\$0
Fannin	0.0	\$0
Forsyth	0.0	\$0
Gilmer	0.0	\$0
Gordon	0.0	\$0
Habersham	0.0	\$0
Hall	0.0	\$0
Lumpkin	0.0	\$0
Murray	0.0	\$0
Pickens	0.0	\$0
Rabun	3.0	\$3,600
Stephens	0.0	\$0
Towns	0.0	\$0
Union	0.0	\$0
Walker	0.0	\$0
White	0.0	\$0
Whitfield	0.0	\$0
Eggplant	4	\$6,000

English Peas

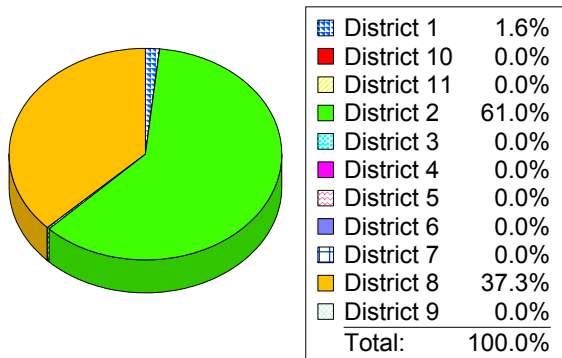
County	Acres	Farm Gate Value
Catoosa	0.0	\$0
Cherokee	0.0	\$0
Dade	0.0	\$0
Dawson	0.0	\$0
Fannin	0.0	\$0
Forsyth	0.0	\$0
Gilmer	0.0	\$0
Gordon	0.0	\$0
Habersham	0.0	\$0
Hall	0.0	\$0
Lumpkin	0.0	\$0
Murray	0.0	\$0
Pickens	0.0	\$0
Rabun	0.0	\$0
Stephens	0.0	\$0
Towns	0.0	\$0
Union	0.0	\$0
Walker	0.0	\$0
White	0.0	\$0
Whitfield	0.0	\$0
English Peas	0	\$0

Georgia Total: Eggplant \$12,198,810

Georgia Total: English Peas \$870,500

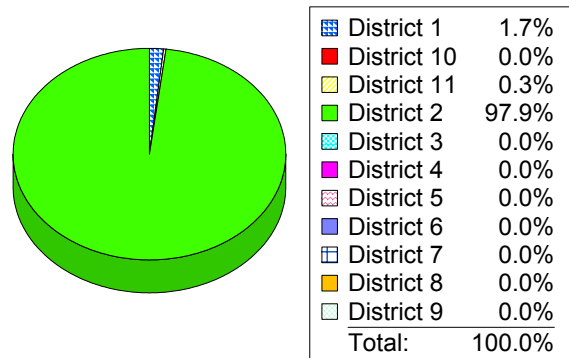
Farm Gate Value by Congressional District

For Eggplant



Farm Gate Value by Congressional District

For English Peas



Georgia Congressional District 9

Green Onions

County	Acres	Farm Gate Value
Catoosa	0.0	\$0
Cherokee	0.0	\$0
Dade	0.0	\$0
Dawson	0.0	\$0
Fannin	0.0	\$0
Forsyth	0.0	\$0
Gilmer	0.0	\$0
Gordon	0.0	\$0
Habersham	0.0	\$0
Hall	1.0	\$1,600
Lumpkin	0.0	\$0
Murray	0.0	\$0
Pickens	0.0	\$0
Rabun	0.0	\$0
Stephens	0.0	\$0
Towns	0.0	\$0
Union	0.0	\$0
Walker	0.0	\$0
White	0.0	\$0
Whitfield	0.0	\$0
Green Onions	1	\$1,600

Hot Peppers

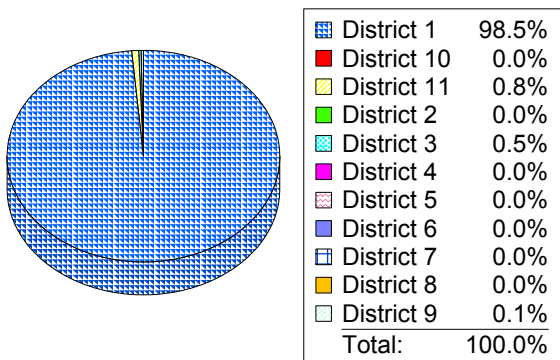
County	Acres	Farm Gate Value
Catoosa	1.0	\$3,600
Cherokee	0.0	\$0
Dade	0.0	\$0
Dawson	0.0	\$0
Fannin	0.0	\$0
Forsyth	0.0	\$0
Gilmer	0.0	\$0
Gordon	0.0	\$0
Habersham	0.0	\$0
Hall	1.0	\$2,700
Lumpkin	0.0	\$0
Murray	0.0	\$0
Pickens	0.0	\$0
Rabun	0.0	\$0
Stephens	0.0	\$0
Towns	0.0	\$0
Union	0.0	\$0
Walker	0.0	\$0
White	4.0	\$14,400
Whitfield	0.0	\$0
Hot Peppers	6	\$20,700

Georgia Total: Green Onions \$1,133,760

Georgia Total: Hot Peppers \$6,425,325

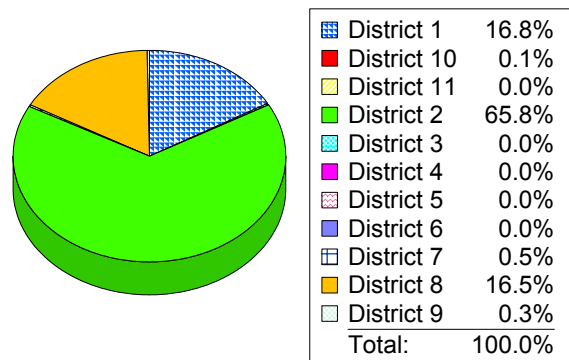
Farm Gate Value by Congressional District

For Green Onions



Farm Gate Value by Congressional District

For Hot Peppers



Georgia Congressional District 9

Irish Potatoes

County	Acres	Farm Gate Value
Catoosa	0.0	\$0
Cherokee	0.0	\$0
Dade	50.0	\$98,000
Dawson	0.0	\$0
Fannin	0.0	\$0
Forsyth	0.0	\$0
Gilmer	5.0	\$9,800
Gordon	0.0	\$0
Habersham	0.0	\$0
Hall	2.0	\$2,464
Lumpkin	0.0	\$0
Murray	0.0	\$0
Pickens	3.0	\$16,800
Rabun	0.0	\$0
Stephens	0.0	\$0
Towns	0.0	\$0
Union	0.0	\$0
Walker	0.0	\$0
White	0.0	\$0
Whitfield	0.0	\$0
Irish Potatoes	60	\$127,064

Kale

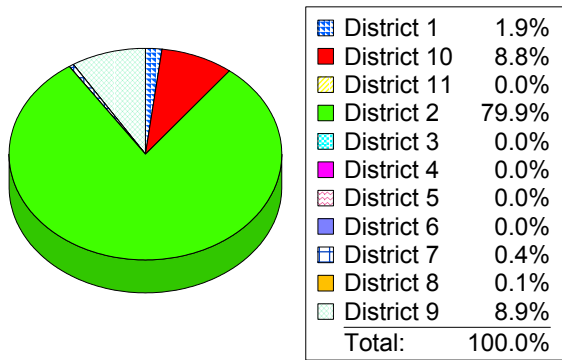
County	Acres	Farm Gate Value
Catoosa	0.0	\$0
Cherokee	0.0	\$0
Dade	0.0	\$0
Dawson	0.0	\$0
Fannin	0.0	\$0
Forsyth	0.0	\$0
Gilmer	0.0	\$0
Gordon	0.0	\$0
Habersham	0.0	\$0
Hall	0.0	\$0
Lumpkin	4.0	\$4,750
Murray	0.0	\$0
Pickens	0.0	\$0
Rabun	0.0	\$0
Stephens	0.0	\$0
Towns	0.0	\$0
Union	0.0	\$0
Walker	0.0	\$0
White	0.0	\$0
Whitfield	0.0	\$0
Kale	4	\$4,750

Georgia Total: Irish Potatoes \$1,432,389

Georgia Total: Kale \$2,145,933

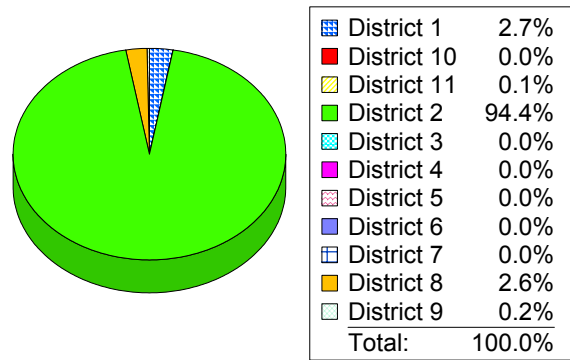
Farm Gate Value by Congressional District

For Irish Potatoes



Farm Gate Value by Congressional District

For Kale



Georgia Congressional District 9

Lettuce

County	Acres	Farm Gate Value
Catoosa	0.0	\$0
Cherokee	0.0	\$0
Dade	0.0	\$0
Dawson	0.0	\$0
Fannin	0.0	\$0
Forsyth	0.0	\$0
Gilmer	0.0	\$0
Gordon	0.0	\$0
Habersham	0.0	\$0
Hall	0.0	\$0
Lumpkin	0.0	\$0
Murray	0.0	\$0
Pickens	0.0	\$0
Rabun	0.0	\$0
Stephens	0.0	\$0
Towns	0.0	\$0
Union	0.0	\$0
Walker	0.0	\$0
White	0.0	\$0
Whitfield	0.0	\$0
Lettuce	0	\$0

Lima Beans

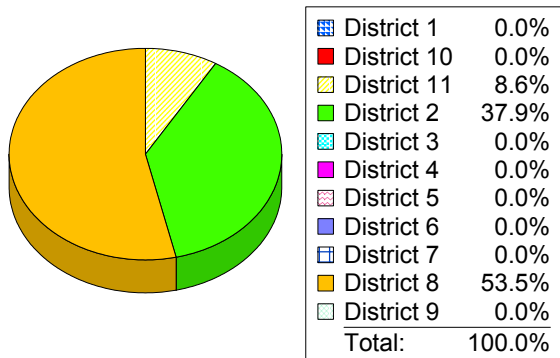
County	Acres	Farm Gate Value
Catoosa	0.0	\$0
Cherokee	0.0	\$0
Dade	0.0	\$0
Dawson	0.0	\$0
Fannin	0.0	\$0
Forsyth	0.0	\$0
Gilmer	0.0	\$0
Gordon	0.0	\$0
Habersham	0.0	\$0
Hall	1.0	\$975
Lumpkin	0.0	\$0
Murray	0.0	\$0
Pickens	0.0	\$0
Rabun	0.0	\$0
Stephens	0.0	\$0
Towns	0.0	\$0
Union	0.0	\$0
Walker	0.0	\$0
White	0.0	\$0
Whitfield	0.0	\$0
Lima Beans	1	\$975

Georgia Total: Lettuce \$1,166,800

Georgia Total: Lima Beans \$3,826,065

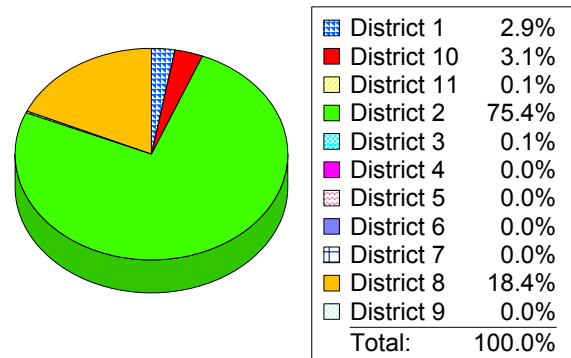
Farm Gate Value by Congressional District

For Lettuce



Farm Gate Value by Congressional District

For Lima Beans



Georgia Congressional District 9

Mustard

County	Acres	Farm Gate Value
Catoosa	0.0	\$0
Cherokee	0.0	\$0
Dade	0.0	\$0
Dawson	0.0	\$0
Fannin	0.0	\$0
Forsyth	0.0	\$0
Gilmer	0.0	\$0
Gordon	0.0	\$0
Habersham	0.0	\$0
Hall	2.0	\$1,900
Lumpkin	40.0	\$61,750
Murray	0.0	\$0
Pickens	0.0	\$0
Rabun	0.0	\$0
Stephens	0.0	\$0
Towns	0.0	\$0
Union	0.0	\$0
Walker	0.0	\$0
White	0.0	\$0
Whitfield	0.0	\$0
Mustard	42	\$63,650

Okra

County	Acres	Farm Gate Value
Catoosa	0.0	\$0
Cherokee	0.0	\$0
Dade	0.0	\$0
Dawson	0.0	\$0
Fannin	0.0	\$0
Forsyth	0.0	\$0
Gilmer	0.0	\$0
Gordon	0.0	\$0
Habersham	0.0	\$0
Hall	1.0	\$2,700
Lumpkin	0.0	\$0
Murray	0.0	\$0
Pickens	0.0	\$0
Rabun	2.0	\$5,400
Stephens	0.0	\$0
Towns	0.0	\$0
Union	0.0	\$0
Walker	4.0	\$10,800
White	1.0	\$6,300
Whitfield	0.5	\$1,575
Okra	9	\$26,775

Georgia Total: Mustard

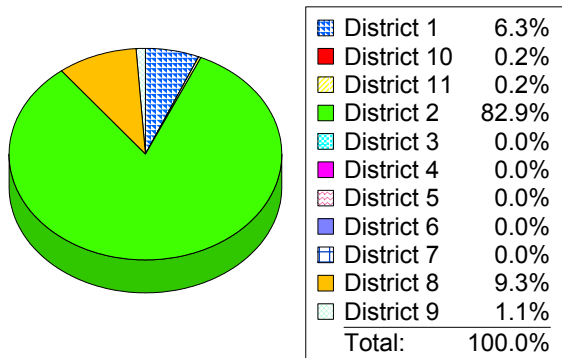
\$5,827,439

Georgia Total: Okra

\$2,165,080

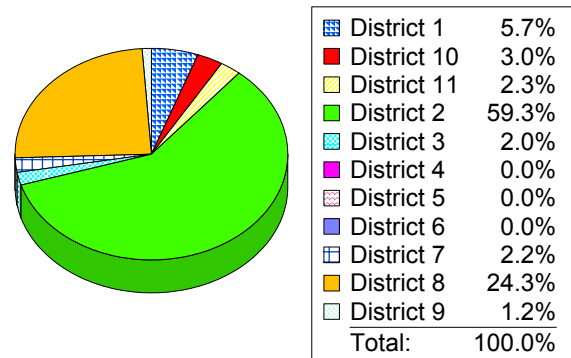
Farm Gate Value by Congressional District

For Mustard



Farm Gate Value by Congressional District

For Okra



Georgia Congressional District 9

Onions

County	Acres	Farm Gate Value
Catoosa	0.0	\$0
Cherokee	0.0	\$0
Dade	0.0	\$0
Dawson	0.0	\$0
Fannin	0.0	\$0
Forsyth	0.0	\$0
Gilmer	0.0	\$0
Gordon	0.0	\$0
Habersham	0.0	\$0
Hall	0.0	\$0
Lumpkin	0.0	\$0
Murray	0.0	\$0
Pickens	0.0	\$0
Rabun	0.0	\$0
Stephens	0.0	\$0
Towns	0.0	\$0
Union	0.0	\$0
Walker	0.0	\$0
White	0.0	\$0
Whitfield	0.0	\$0
Onions	0	\$0

Pole Beans

County	Acres	Farm Gate Value
Catoosa	0.0	\$0
Cherokee	0.0	\$0
Dade	0.0	\$0
Dawson	0.0	\$0
Fannin	2.0	\$4,680
Forsyth	0.0	\$0
Gilmer	0.0	\$0
Gordon	0.0	\$0
Habersham	0.0	\$0
Hall	8.0	\$15,760
Lumpkin	0.0	\$0
Murray	0.0	\$0
Pickens	15.0	\$27,300
Rabun	5.0	\$9,750
Stephens	0.0	\$0
Towns	0.0	\$0
Union	20.0	\$42,000
Walker	0.0	\$0
White	7.0	\$13,520
Whitfield	0.0	\$0
Pole Beans	57	\$113,010

Georgia Total: Onions

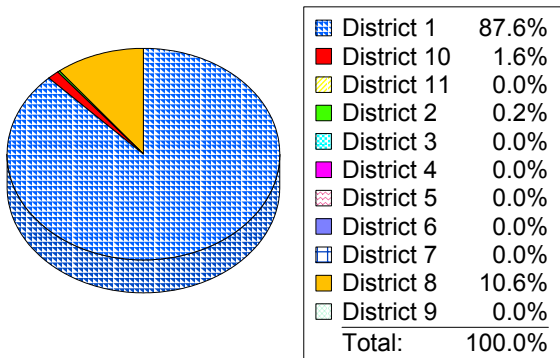
\$94,487,900

Georgia Total: Pole Beans

\$963,230

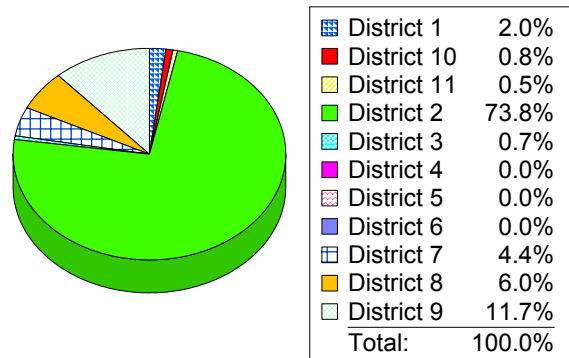
Farm Gate Value by Congressional District

For Onions



Farm Gate Value by Congressional District

For Pole Beans



Georgia Congressional District 9

Pumpkin

County	Acres	Farm Gate Value
Catoosa	0.0	\$0
Cherokee	0.0	\$0
Dade	5.0	\$15,000
Dawson	100.0	\$750,000
Fannin	5.0	\$15,000
Forsyth	0.0	\$0
Gilmer	23.0	\$115,000
Gordon	0.0	\$0
Habersham	0.0	\$0
Hall	10.0	\$20,000
Lumpkin	12.0	\$36,000
Murray	0.0	\$0
Pickens	3.0	\$1,800
Rabun	15.0	\$2,925
Stephens	0.0	\$0
Towns	0.0	\$0
Union	16.0	\$78,012
Walker	6.0	\$18,000
White	25.0	\$54,000
Whitfield	2.0	\$10,000
Pumpkin	222	\$1,115,737

Snap Beans

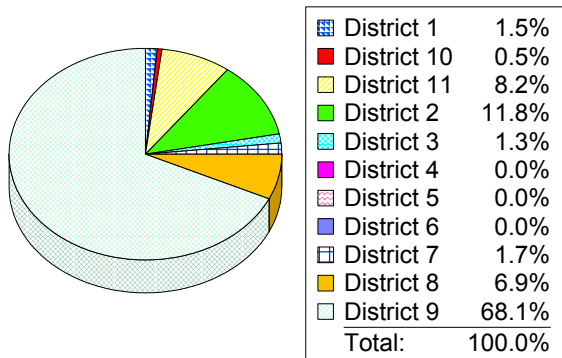
County	Acres	Farm Gate Value
Catoosa	0.0	\$0
Cherokee	0.0	\$0
Dade	0.0	\$0
Dawson	0.0	\$0
Fannin	0.0	\$0
Forsyth	0.0	\$0
Gilmer	0.0	\$0
Gordon	0.0	\$0
Habersham	30.0	\$36,000
Hall	2.0	\$1,440
Lumpkin	0.0	\$0
Murray	0.0	\$0
Pickens	0.0	\$0
Rabun	0.0	\$0
Stephens	0.0	\$0
Towns	0.0	\$0
Union	0.0	\$0
Walker	0.0	\$0
White	0.0	\$0
Whitfield	0.0	\$0
Snap Beans	32	\$37,440

Georgia Total: Pumpkin \$1,637,837

Georgia Total: Snap Beans \$46,295,337

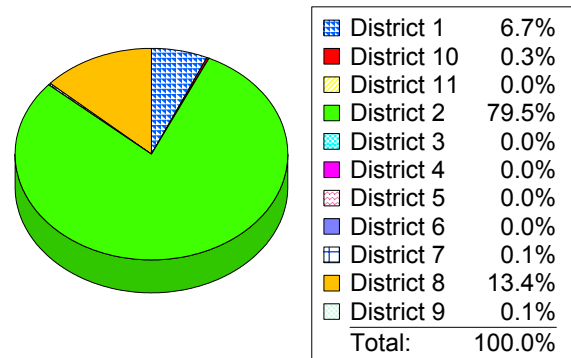
Farm Gate Value by Congressional District

For Pumpkin



Farm Gate Value by Congressional District

For Snap Beans



Georgia Congressional District 9

Southern Peas

County	Acres	Farm Gate Value
Catoosa	0.0	\$0
Cherokee	0.0	\$0
Dade	0.0	\$0
Dawson	0.0	\$0
Fannin	0.0	\$0
Forsyth	0.0	\$0
Gilmer	0.0	\$0
Gordon	0.0	\$0
Habersham	0.0	\$0
Hall	2.0	\$1,600
Lumpkin	0.0	\$0
Murray	0.0	\$0
Pickens	0.0	\$0
Rabun	0.0	\$0
Stephens	0.0	\$0
Towns	0.0	\$0
Union	0.0	\$0
Walker	0.0	\$0
White	0.0	\$0
Whitfield	0.0	\$0
Southern Peas	2	\$1,600

Spinach

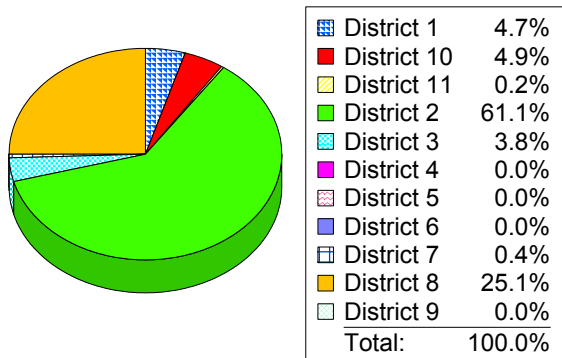
County	Acres	Farm Gate Value
Catoosa	0.0	\$0
Cherokee	0.0	\$0
Dade	0.0	\$0
Dawson	0.0	\$0
Fannin	0.0	\$0
Forsyth	0.0	\$0
Gilmer	0.0	\$0
Gordon	0.0	\$0
Habersham	0.0	\$0
Hall	0.0	\$0
Lumpkin	0.0	\$0
Murray	0.0	\$0
Pickens	0.0	\$0
Rabun	0.0	\$0
Stephens	0.0	\$0
Towns	0.0	\$0
Union	0.0	\$0
Walker	0.0	\$0
White	0.0	\$0
Whitfield	0.0	\$0
Spinach	0	\$0

Georgia Total: Southern Peas \$7,591,530

Georgia Total: Spinach \$113,750

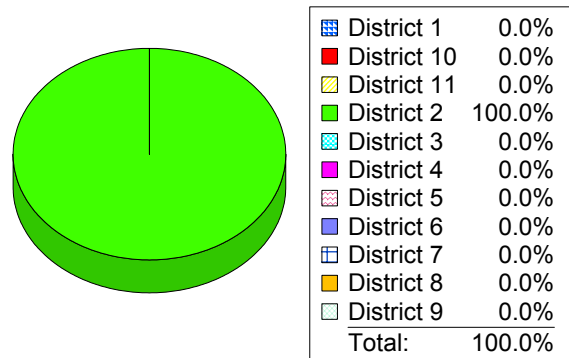
Farm Gate Value by Congressional District

For Southern Peas



Farm Gate Value by Congressional District

For Spinach



Georgia Congressional District 9

Sweet Corn

County	Acres	Farm Gate Value
Catoosa	0.0	\$0
Cherokee	0.0	\$0
Dade	5.0	\$4,506
Dawson	100.0	\$77,250
Fannin	5.0	\$4,506
Forsyth	0.0	\$0
Gilmer	10.0	\$9,013
Gordon	4.0	\$5,356
Habersham	50.0	\$64,375
Hall	8.0	\$6,180
Lumpkin	10.0	\$9,013
Murray	10.0	\$7,983
Pickens	40.0	\$30,900
Rabun	80.0	\$98,880
Stephens	0.0	\$0
Towns	10.0	\$7,210
Union	150.0	\$206,250
Walker	0.0	\$0
White	100.0	\$90,125
Whitfield	0.0	\$0
Sweet Corn	582	\$621,546

Sweet Potatoes

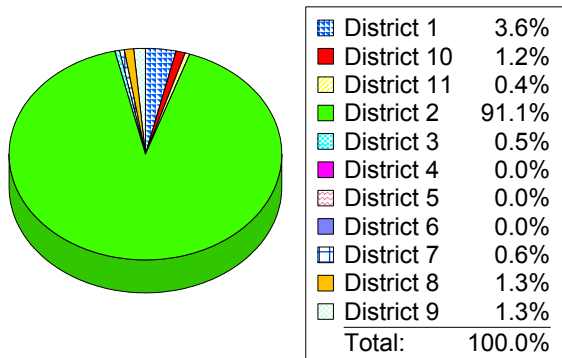
County	Acres	Farm Gate Value
Catoosa	0.0	\$0
Cherokee	0.0	\$0
Dade	0.0	\$0
Dawson	0.0	\$0
Fannin	0.0	\$0
Forsyth	0.0	\$0
Gilmer	0.0	\$0
Gordon	0.0	\$0
Habersham	0.0	\$0
Hall	2.0	\$3,780
Lumpkin	0.0	\$0
Murray	0.0	\$0
Pickens	0.0	\$0
Rabun	0.0	\$0
Stephens	0.0	\$0
Towns	0.0	\$0
Union	0.0	\$0
Walker	0.0	\$0
White	0.0	\$0
Whitfield	0.0	\$0
Sweet Potatoes	2	\$3,780

Georgia Total: Sweet Corn \$49,289,746

Georgia Total: Sweet Potatoes \$1,852,808

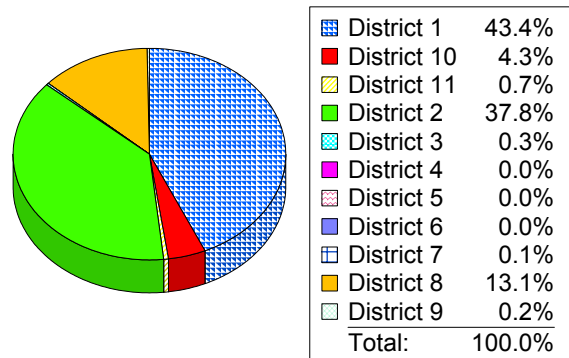
Farm Gate Value by Congressional District

For Sweet Corn



Farm Gate Value by Congressional District

For Sweet Potatoes



Georgia Congressional District 9

Tomato

County	Acres	Farm Gate Value
Catoosa	16.0	\$106,400
Cherokee	0.0	\$0
Dade	3.0	\$6,300
Dawson	0.0	\$0
Fannin	0.0	\$0
Forsyth	0.0	\$0
Gilmer	0.0	\$0
Gordon	4.0	\$17,920
Habersham	20.0	\$168,000
Hall	12.0	\$42,700
Lumpkin	1.0	\$2,100
Murray	0.0	\$0
Pickens	4.0	\$1,120
Rabun	125.0	\$1,531,250
Stephens	0.0	\$0
Towns	2.0	\$2,240
Union	5.0	\$8,000
Walker	2.0	\$2,800
White	2.0	\$14,000
Whitfield	0.5	\$9,600
Tomato	197	\$1,912,430

Turnip Greens

County	Acres	Farm Gate Value
Catoosa	4.0	\$3,800
Cherokee	0.0	\$0
Dade	0.0	\$0
Dawson	0.0	\$0
Fannin	0.0	\$0
Forsyth	0.0	\$0
Gilmer	0.0	\$0
Gordon	1.0	\$1,069
Habersham	0.0	\$0
Hall	2.0	\$1,805
Lumpkin	40.0	\$62,700
Murray	0.0	\$0
Pickens	0.0	\$0
Rabun	0.0	\$0
Stephens	0.0	\$0
Towns	0.0	\$0
Union	5.0	\$16,000
Walker	0.0	\$0
White	20.0	\$31,350
Whitfield	0.0	\$0
Turnip Greens	72	\$116,724

Georgia Total: Tomato

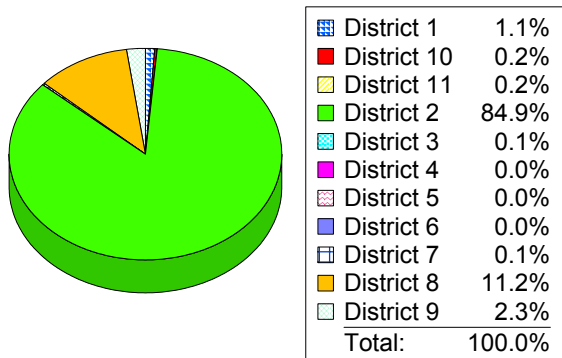
\$83,099,710

Georgia Total: Turnip Greens

\$8,739,612

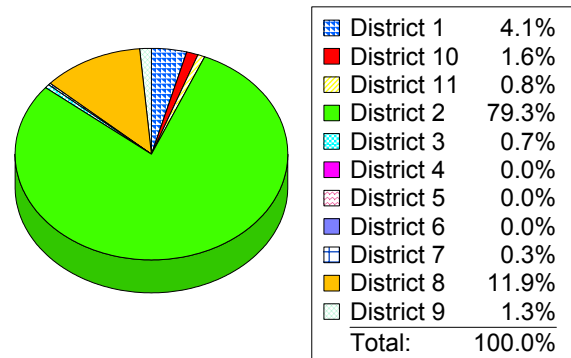
Farm Gate Value by Congressional District

For Tomato



Farm Gate Value by Congressional District

For Turnip Greens



Georgia Congressional District 9

Turnip Roots

County	Acres	Farm Gate Value
Catoosa	0.0	\$0
Cherokee	0.0	\$0
Dade	0.0	\$0
Dawson	0.0	\$0
Fannin	0.0	\$0
Forsyth	0.0	\$0
Gilmer	0.0	\$0
Gordon	0.0	\$0
Habersham	0.0	\$0
Hall	2.0	\$1,750
Lumpkin	0.0	\$0
Murray	0.0	\$0
Pickens	0.0	\$0
Rabun	0.0	\$0
Stephens	0.0	\$0
Towns	0.0	\$0
Union	0.0	\$0
Walker	0.0	\$0
White	0.0	\$0
Whitfield	0.0	\$0
Turnip Roots	2	\$1,750

Watermelon

County	Acres	Farm Gate Value
Catoosa	0.0	\$0
Cherokee	0.0	\$0
Dade	10.0	\$13,225
Dawson	0.0	\$0
Fannin	5.0	\$6,613
Forsyth	0.0	\$0
Gilmer	0.0	\$0
Gordon	1.3	\$863
Habersham	0.0	\$0
Hall	2.0	\$2,875
Lumpkin	0.0	\$0
Murray	0.0	\$0
Pickens	0.0	\$0
Rabun	0.0	\$0
Stephens	0.0	\$0
Towns	0.0	\$0
Union	5.0	\$10,063
Walker	0.0	\$0
White	0.0	\$0
Whitfield	2.0	\$4,600
Watermelon	25	\$38,238

Georgia Total: Turnip Roots

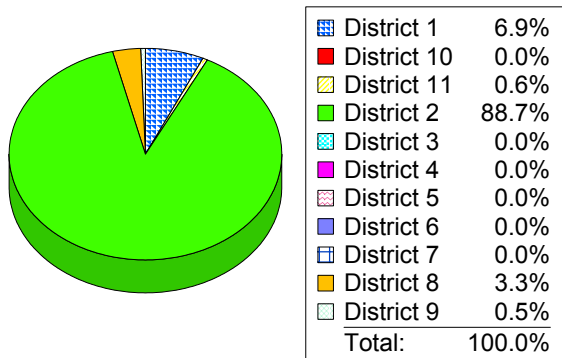
\$355,737

Georgia Total: Watermelon

\$73,454,791

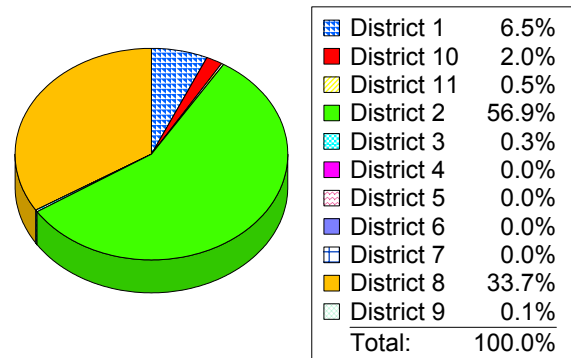
Farm Gate Value by Congressional District

For Turnip Roots



Farm Gate Value by Congressional District

For Watermelon



Georgia Congressional District 9

Winter Squash

County	Acres	Farm Gate Value
Catoosa	0.0	\$0
Cherokee	0.0	\$0
Dade	0.0	\$0
Dawson	0.0	\$0
Fannin	0.0	\$0
Forsyth	0.0	\$0
Gilmer	0.0	\$0
Gordon	0.0	\$0
Habersham	3.0	\$4,200
Hall	1.0	\$700
Lumpkin	0.0	\$0
Murray	0.0	\$0
Pickens	0.0	\$0
Rabun	0.0	\$0
Stephens	0.0	\$0
Towns	0.0	\$0
Union	0.0	\$0
Walker	0.0	\$0
White	0.0	\$0
Whitfield	0.0	\$0
Winter Squash	4	\$4,900

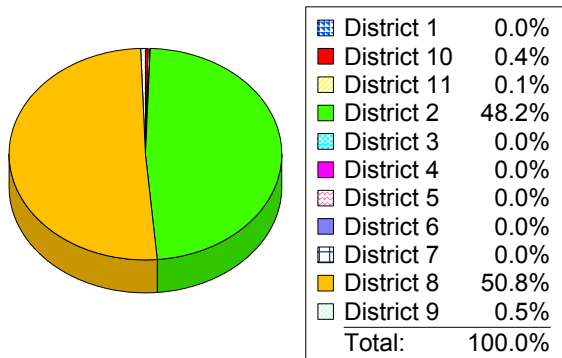
Yellow Squash

County	Acres	Farm Gate Value
Catoosa	1.0	\$3,000
Cherokee	0.0	\$0
Dade	0.0	\$0
Dawson	0.0	\$0
Fannin	0.0	\$0
Forsyth	0.0	\$0
Gilmer	0.0	\$0
Gordon	1.0	\$1,628
Habersham	0.0	\$0
Hall	3.0	\$3,825
Lumpkin	0.0	\$0
Murray	0.0	\$0
Pickens	0.0	\$0
Rabun	4.0	\$24,000
Stephens	0.0	\$0
Towns	0.0	\$0
Union	5.0	\$15,000
Walker	5.0	\$11,625
White	2.0	\$4,650
Whitfield	0.0	\$0
Yellow Squash	21	\$63,728

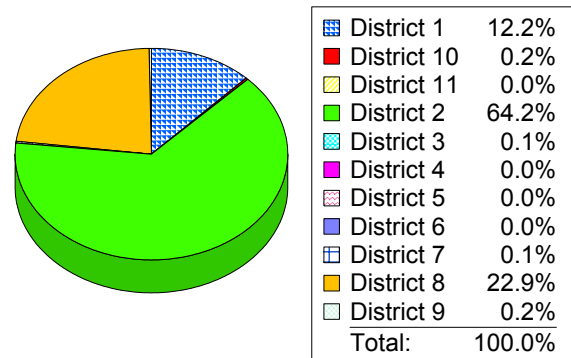
Georgia Total: Winter Squash \$1,035,300

Georgia Total: Yellow Squash \$29,144,872

Farm Gate Value by Congressional District
For Winter Squash



Farm Gate Value by Congressional District
For Yellow Squash



Georgia Congressional District 9

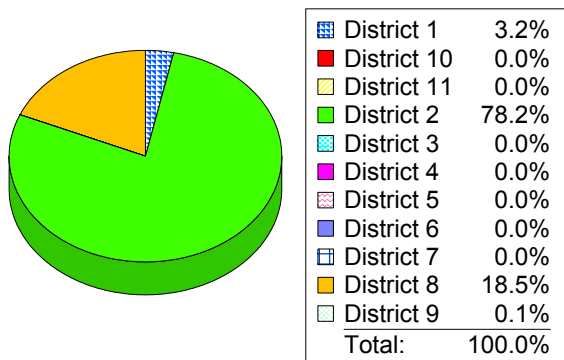
Zucchini

County	Acres	Farm Gate Value
Catoosa	0.0	\$0
Cherokee	0.0	\$0
Dade	0.0	\$0
Dawson	0.0	\$0
Fannin	0.0	\$0
Forsyth	0.0	\$0
Gilmer	0.0	\$0
Gordon	0.0	\$0
Habersham	0.0	\$0
Hall	0.0	\$0
Lumpkin	0.0	\$0
Murray	0.0	\$0
Pickens	0.0	\$0
Rabun	0.0	\$0
Stephens	0.0	\$0
Towns	0.0	\$0
Union	5.0	\$15,000
Walker	0.0	\$0
White	0.0	\$0
Whitfield	0.0	\$0
Zucchini	5	\$15,000

Georgia Total: Zucchini \$18,429,985

Farm Gate Value by Congressional District

For Zucchini

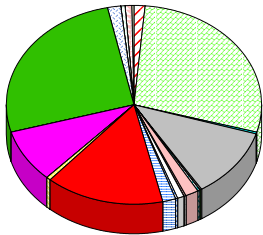


Georgia Congressional District 9

District 9 Total \$7,319,665
 Vegetables

District 9 Farm Gate Value

For Vegetables



Banana Peppers	0.1%
Bell Peppers	1.2%
Broccoli	0.0%
Cabbage	28.2%
Cantaloupe	0.3%
Carrots	0.0%
Collards	11.4%
Cucumbers	0.1%
Eggplant	0.1%
English Peas	0.0%
Green Onions	0.0%
Hot Peppers	0.3%
Irish Potatoes	1.7%
Kale	0.1%
Lettuce	0.0%
Lima Beans	0.0%
Mustard	0.9%
Okra	0.4%
Onions	0.0%
Other Vegetable	0.0%
Pole Beans	1.5%
Pumpkin	15.2%
Snap Beans	0.5%
Southern Peas	0.0%
Spinach	0.0%
Sweet Corn	8.5%
Sweet Potatoes	0.1%
Tomato	26.1%
Turnip Greens	1.6%
Turnip Roots	0.0%
Watermelon	0.5%
Winter Squash	0.1%
Yellow Squash	0.9%
Zucchini	0.2%
Total:	100.0%

Georgia Congressional District 9

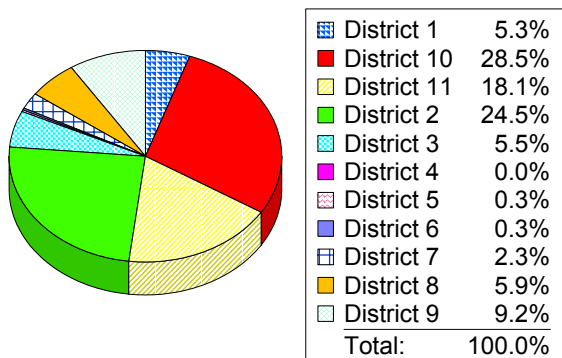
Ornamental Horticulture

Container Nursery

County	Acres	Price	Farm Gate Value
Catoosa	12.0	\$39,000	\$468,000
Cherokee	200.0	\$39,000	\$7,800,000
Dade	1.0	\$39,000	\$39,000
Dawson	0.0	\$0	\$0
Fannin	5.0	\$39,000	\$195,000
Forsyth	20.0	\$39,000	\$780,000
Gilmer	15.0	\$39,000	\$585,000
Gordon	0.0	\$0	\$0
Habersham	10.0	\$39,000	\$390,000
Hall	2.0	\$39,000	\$78,000
Lumpkin	18.3	\$39,000	\$711,750
Murray	0.0	\$0	\$0
Pickens	3.0	\$39,000	\$117,000
Rabun	60.0	\$39,000	\$2,340,000
Stephens	0.0	\$0	\$0
Towns	0.0	\$0	\$0
Union	5.0	\$39,000	\$195,000
Walker	0.0	\$0	\$0
White	0.0	\$0	\$0
Whitfield	16.0	\$39,000	\$624,000
Container Nursery	367		\$14,322,750

Georgia Total: Container Nursery \$156,133,050

Farm Gate Value by Congressional District
For Container Nursery

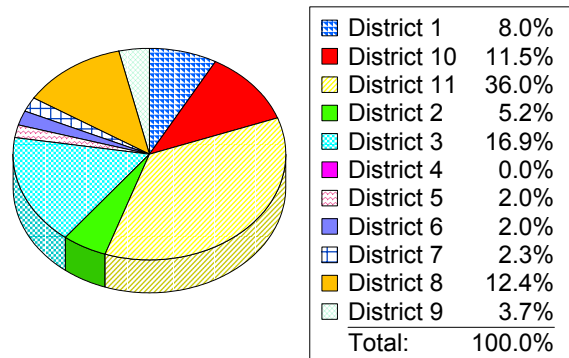


Field Nursery

County	Acres	Price	Farm Gate Value
Catoosa	8.0	\$9,995	\$79,960
Cherokee	0.0	\$0	\$0
Dade	5.0	\$9,995	\$49,975
Dawson	0.0	\$0	\$0
Fannin	0.0	\$0	\$0
Forsyth	20.0	\$9,995	\$199,900
Gilmer	20.0	\$9,995	\$199,900
Gordon	4.5	\$9,995	\$44,978
Habersham	20.0	\$9,995	\$199,900
Hall	4.0	\$9,995	\$39,980
Lumpkin	0.0	\$0	\$0
Murray	10.0	\$9,995	\$99,950
Pickens	15.0	\$9,995	\$149,925
Rabun	60.0	\$9,995	\$599,700
Stephens	4.0	\$9,995	\$39,980
Towns	0.0	\$0	\$0
Union	30.0	\$9,995	\$299,850
Walker	20.0	\$9,995	\$199,900
White	0.0	\$0	\$0
Whitfield	3.0	\$9,995	\$29,985
Field Nursery	224		\$2,233,883

Georgia Total: Field Nursery \$60,051,554

Farm Gate Value by Congressional District
For Field Nursery



Georgia Congressional District 9

Greenhouse

County	Sq. Feet	Price	Farm Gate Value
Catoosa	70,000	\$9.50	\$665,000
Cherokee	150,000	\$9.50	\$1,425,000
Dade	28,500	\$9.50	\$270,750
Dawson	22,000	\$9.50	\$209,000
Fannin	30,000	\$9.50	\$285,000
Forsyth	300,000	\$9.50	\$2,850,000
Gilmer	20,000	\$9.50	\$190,000
Gordon	52,000	\$9.50	\$494,000
Habersham	75,000	\$9.50	\$712,500
Hall	32,500	\$9.50	\$617,500
Lumpkin	342,510	\$9.50	\$3,253,845
Murray	6,000	\$9.50	\$114,000
Pickens	15,000	\$9.50	\$142,500
Rabun	60,000	\$9.50	\$570,000
Stephens	20,000	\$9.50	\$190,000
Towns	34,000	\$9.50	\$323,000
Union	360,000	\$27.78	\$10,000,008
Walker	100,000	\$9.50	\$950,000
White	65,000	\$9.50	\$617,500
Whitfield	119,000	\$9.50	\$1,130,500
Greenhouse	1,901,510		\$25,010,103

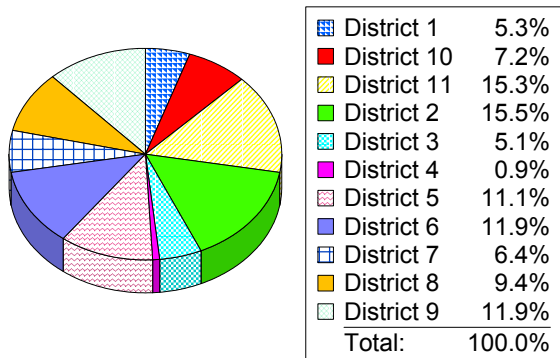
Miscellaneous Ornamental Horticulture

County	Farm Gate Value
Catoosa	\$0
Cherokee	\$0
Dade	\$0
Dawson	\$0
Fannin	\$0
Forsyth	\$0
Gilmer	\$0
Gordon	\$0
Habersham	\$0
Hall	\$0
Lumpkin	\$0
Murray	\$0
Pickens	\$3,000
Rabun	\$0
Stephens	\$0
Towns	\$0
Union	\$100,000
Walker	\$0
White	\$0
Whitfield	\$0
Miscellaneous Orn Hort.	\$103,000

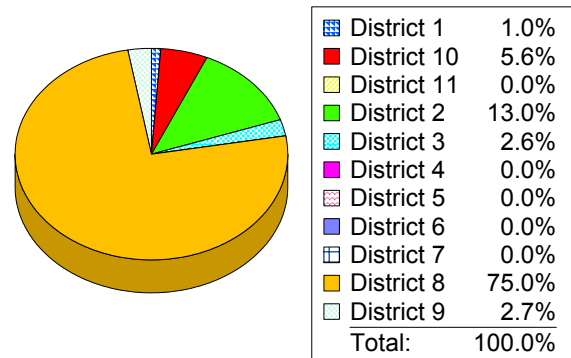
Georgia Total: Greenhouse \$209,716,263

Georgia Total: Miscellaneous Ornamental Horticulture \$3,833,869

Farm Gate Value by Congressional District
For Greenhouse



Farm Gate Value by Congressional District
For Miscellaneous Ornamental Horticulture



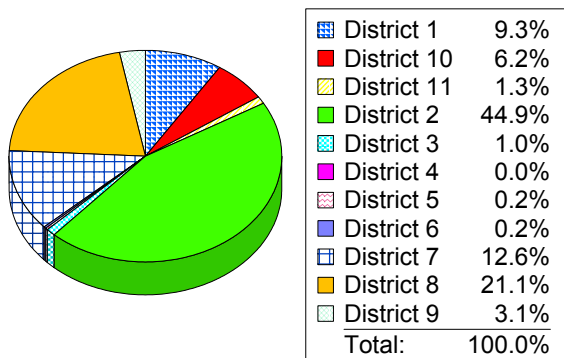
Georgia Congressional District 9

Turfgrass

County	Acres	Yield	Price	Farm Gate Value
Catoosa	65.0	0.67	\$4,100	\$178,555
Cherokee	182.0	0.67	\$4,100	\$499,954
Dade	0.0	0.00	\$0	\$0
Dawson	0.0	0.00	\$0	\$0
Fannin	0.0	0.00	\$0	\$0
Forsyth	5.0	0.67	\$4,100	\$13,735
Gilmer	0.0	0.00	\$0	\$0
Gordon	260.0	0.67	\$4,100	\$714,220
Habersham	220.0	0.67	\$4,100	\$604,340
Hall	10.0	0.67	\$4,100	\$27,470
Lumpkin	0.0	0.00	\$0	\$0
Murray	125.0	2.01	\$4,100	\$1,030,125
Pickens	0.0	0.00	\$0	\$0
Rabun	0.0	0.00	\$0	\$0
Stephens	0.0	0.00	\$0	\$0
Towns	0.0	0.00	\$0	\$0
Union	0.0	0.00	\$0	\$0
Walker	40.0	0.67	\$4,100	\$109,880
White	0.0	0.00	\$0	\$0
Whitfield	25.0	0.67	\$4,100	\$68,675
Turfgrass	932			\$3,246,954

Georgia Total: Turfgrass \$105,823,747

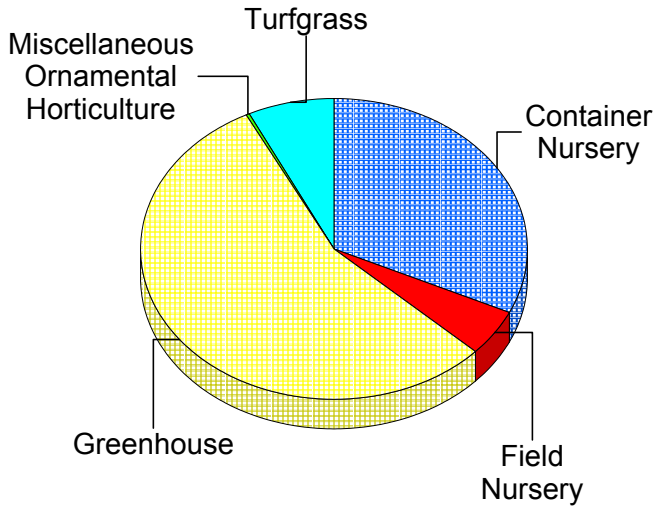
Farm Gate Value by Congressional District
For Turfgrass








Georgia Congressional District 9

District 9 Total \$44,916,690
Ornamental Horticulture

District Farm Gate Value For Ornamental Horticulture



	Container Nursery	31.9%
	Field Nursery	5.0%
	Greenhouse	55.7%
	Miscellaneous Ornamental Horticulture	0.2%
	Turfgrass	7.2%
	Total:	100.0%

Georgia Congressional District 9

Forestry and Related Products

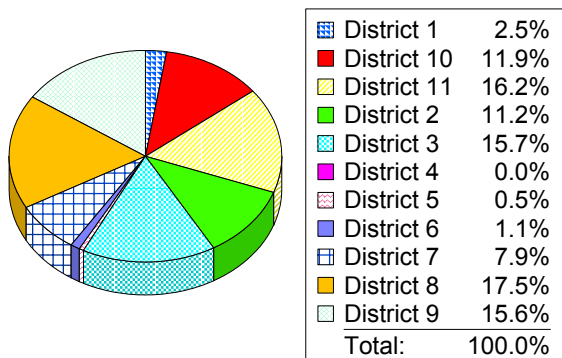
Christmas Trees

County	Acres	Yield	Price	Farm Gate Value
Catoosa	10.0	0.25	\$10,656	\$26,640
Cherokee	200.0	0.25	\$10,656	\$532,800
Dade	0.0	0.00	\$0	\$0
Dawson	0.0	0.00	\$0	\$0
Fannin	2.0	0.25	\$10,656	\$5,328
Forsyth	10.0	0.25	\$10,656	\$26,640
Gilmer	10.0	0.25	\$10,656	\$26,640
Gordon	5.0	0.25	\$10,656	\$13,320
Habersham	40.0	0.25	\$10,656	\$106,560
Hall	8.0	0.25	\$10,656	\$21,312
Lumpkin	3.0	0.25	\$10,656	\$7,992
Murray	6.0	0.25	\$10,656	\$15,984
Pickens	2.0	0.25	\$10,656	\$5,328
Rabun	5.0	0.25	\$10,656	\$13,320
Stephens	0.0	0.00	\$0	\$0
Towns	0.0	0.00	\$0	\$0
Union	50.0	0.25	\$10,656	\$133,200
Walker	30.0	0.25	\$10,656	\$79,920
White	0.0	0.00	\$0	\$0
Whitfield	50.0	0.25	\$10,656	\$133,200
Christmas Trees	431			\$1,148,184

Georgia Total: Christmas Trees \$7,380,760

Farm Gate Value by Congressional District

For Christmas Trees



Forestry

County

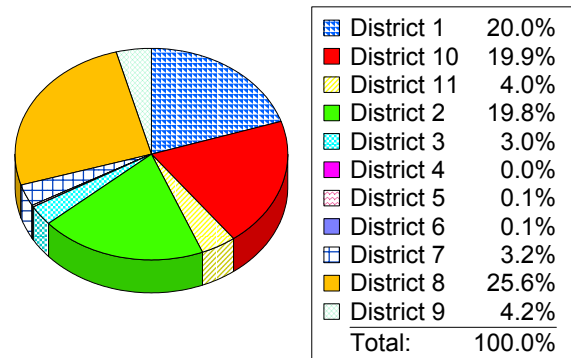
Catoosa	\$674,437
Cherokee	\$13,000,000
Dade	\$990,000
Dawson	\$520,000
Fannin	\$138,223
Forsyth	\$0
Gilmer	\$776,778
Gordon	\$38,660
Habersham	\$4,000,000
Hall	\$43,250
Lumpkin	\$406,962
Murray	\$4,158,420
Pickens	\$920,000
Rabun	\$0
Stephens	\$0
Towns	\$20,000
Union	\$750,000
Walker	\$656,664
White	\$600,000
Whitfield	\$1,024,453
Forestry	\$28,717,847

Farm Gate Value

Georgia Total: Forestry \$691,046,890

Farm Gate Value by Congressional District

For Forestry



Georgia Congressional District 9

Miscellaneous Forestry

County	Farm Gate Value
Catoosa	\$0
Cherokee	\$0
Dade	\$0
Dawson	\$0
Fannin	\$0
Forsyth	\$0
Gilmer	\$0
Gordon	\$0
Habersham	\$0
Hall	\$0
Lumpkin	\$0
Murray	\$0
Pickens	\$800
Rabun	\$0
Stephens	\$0
Towns	\$0
Union	\$0
Walker	\$0
White	\$0
Whitfield	\$0
Miscellaneous Forestry	\$800

Pine Straw

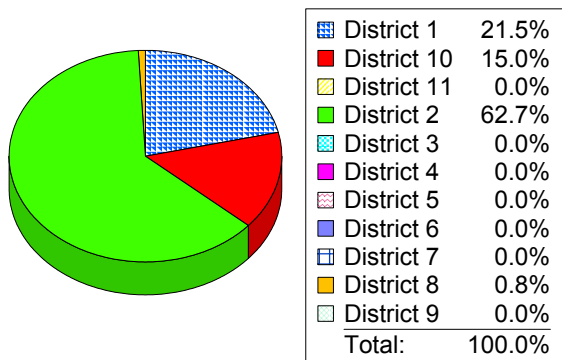
County	Acres	Price	Farm Gate Value
Catoosa	0.0	\$35.00	\$0
Cherokee	0.0	\$35.00	\$0
Dade	0.0	\$35.00	\$0
Dawson	0.0	\$35.00	\$0
Fannin	0.0	\$35.00	\$0
Forsyth	0.0	\$35.00	\$0
Gilmer	0.0	\$35.00	\$0
Gordon	0.0	\$35.00	\$0
Habersham	0.0	\$35.00	\$0
Hall	10.0	\$35.00	\$350
Lumpkin	0.0	\$35.00	\$0
Murray	0.0	\$35.00	\$0
Pickens	0.0	\$35.00	\$0
Rabun	0.0	\$35.00	\$0
Stephens	0.0	\$35.00	\$0
Towns	0.0	\$35.00	\$0
Union	0.0	\$35.00	\$0
Walker	0.0	\$35.00	\$0
White	0.0	\$35.00	\$0
Whitfield	0.0	\$35.00	\$0
Pine Straw	10		\$350

Georgia Total: Miscellaneous Forestry \$11,622,900

Georgia Total: Pine Straw \$15,564,478

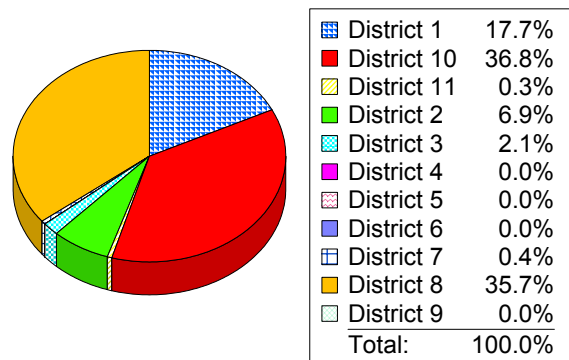
Farm Gate Value by Congressional District

For Miscellaneous Forestry



Farm Gate Value by Congressional District

For Pine Straw

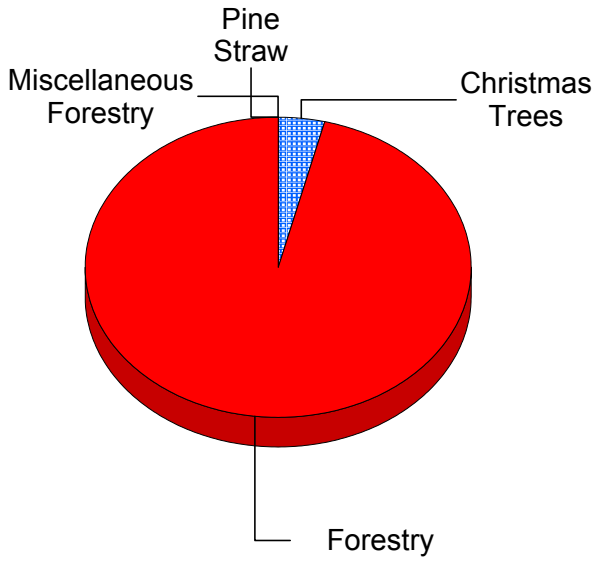






Georgia Congressional District 9

District 9 Total \$29,867,181
Forestry and Related Prod

District Farm Gate Value

For Forestry and Related Products



	Christmas Trees	3.8%
	Forestry	96.2%
	Miscellaneous Forestry	0.0%
	Pine Straw	0.0%
Total:		100.0%

Georgia Congressional District 9

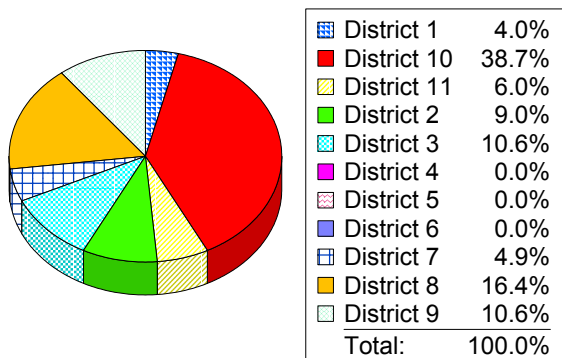
Livestock

Beef Cattle Finished Outside County

County	Head	Prod.	Price	Farm Gate Value
Catoosa	0	0.00	\$0.00	\$0
Cherokee	3,000	500.00	\$0.69	\$1,035,000
Dade	0	0.00	\$0.00	\$0
Dawson	0	0.00	\$0.00	\$0
Fannin	0	0.00	\$0.00	\$0
Forsyth	0	0.00	\$0.00	\$0
Gilmer	0	0.00	\$0.00	\$0
Gordon	0	0.00	\$0.00	\$0
Habersham	0	0.00	\$0.00	\$0
Hall	200	500.00	\$0.69	\$69,000
Lumpkin	10	500.00	\$0.69	\$3,450
Murray	0	0.00	\$0.00	\$0
Pickens	100	500.00	\$0.69	\$34,500
Rabun	0	0.00	\$0.00	\$0
Stephens	75	500.00	\$0.69	\$25,875
Towns	0	0.00	\$0.00	\$0
Union	15	500.00	\$0.69	\$5,175
Walker	0	0.00	\$0.00	\$0
White	0	0.00	\$0.00	\$0
Whitfield	0	0.00	\$0.00	\$0
Beef Outside County	3,400			\$1,173,000

Georgia Total: Beef Cattle Finished Outside County **\$11,019,175**

Farm Gate Value by Congressional District
For Beef Cattle Finished Outside County

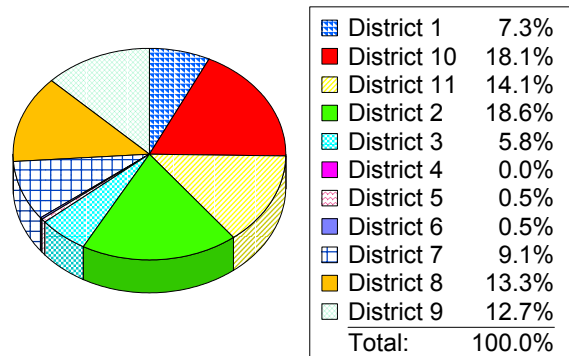


Beef Cows

County	Head	Prod.	Price	Farm Gate Value
Catoosa	3,200	373.50	\$0.94	\$1,123,488
Cherokee	4,000	373.50	\$0.94	\$1,404,360
Dade	2,900	373.50	\$0.94	\$1,018,161
Dawson	3,500	373.50	\$0.94	\$1,228,815
Fannin	2,100	373.50	\$0.94	\$737,289
Forsyth	6,000	373.50	\$0.94	\$2,106,540
Gilmer	5,000	373.50	\$0.94	\$1,755,450
Gordon	14,800	373.50	\$0.94	\$5,196,132
Habersham	6,200	373.50	\$0.94	\$2,176,758
Hall	9,600	373.50	\$0.94	\$3,370,464
Lumpkin	3,400	373.50	\$0.94	\$1,193,706
Murray	1,850	373.50	\$0.94	\$649,517
Pickens	4,000	373.50	\$0.94	\$1,404,360
Rabun	2,200	373.50	\$0.94	\$772,398
Stephens	3,724	373.50	\$0.94	\$1,307,459
Towns	5,000	373.50	\$0.94	\$1,755,450
Union	4,000	373.50	\$0.94	\$1,404,360
Walker	8,800	373.50	\$0.94	\$3,089,592
White	4,500	373.50	\$0.94	\$1,579,905
Whitfield	7,800	373.50	\$0.94	\$2,738,502
Beef Cows	102,574			\$36,012,706

Georgia Total: Beef Cows **\$283,140,084**

Farm Gate Value by Congressional District
For Beef Cows



Georgia Congressional District 9

Beef Stockers

County	Head	Prod.	Price	Farm Gate Value
Catoosa	0	0.00	\$0.00	\$0
Cherokee	2,000	300.00	\$0.79	\$474,000
Dade	700	300.00	\$0.79	\$165,900
Dawson	0	0.00	\$0.00	\$0
Fannin	2,200	300.00	\$0.79	\$521,400
Forsyth	1,500	300.00	\$0.79	\$355,500
Gilmer	0	0.00	\$0.00	\$0
Gordon	4,200	300.00	\$0.79	\$995,400
Habersham	500	300.00	\$0.79	\$118,500
Hall	5,200	300.00	\$0.79	\$1,232,400
Lumpkin	200	300.00	\$0.79	\$47,400
Murray	0	0.00	\$0.00	\$0
Pickens	100	300.00	\$0.79	\$23,700
Rabun	0	0.00	\$0.00	\$0
Stephens	350	300.00	\$0.79	\$82,950
Towns	0	0.00	\$0.00	\$0
Union	0	0.00	\$0.00	\$0
Walker	4,000	300.00	\$0.79	\$948,000
White	100	300.00	\$0.79	\$23,700
Whitfield	7,200	300.00	\$0.79	\$1,706,400
Beef Stockers	28,250			\$6,695,250

Catfish

County	Pond Acres	Prod.	Price	Farm Gate Value
Catoosa	0	0	\$0.00	\$0
Cherokee	0	0	\$0.00	\$0
Dade	0	0	\$0.00	\$0
Dawson	0	0	\$0.00	\$0
Fannin	0	0	\$0.00	\$0
Forsyth	0	0	\$0.00	\$0
Gilmer	0	0	\$0.00	\$0
Gordon	0	0	\$0.00	\$0
Habersham	0	0	\$0.00	\$0
Hall	0	0	\$0.00	\$0
Lumpkin	0	0	\$0.00	\$0
Murray	0	0	\$0.00	\$0
Pickens	0	0	\$0.00	\$0
Rabun	0	0	\$0.00	\$0
Stephens	0	0	\$0.00	\$0
Towns	0	0	\$0.00	\$0
Union	0	0	\$0.00	\$0
Walker	0	0	\$0.00	\$0
White	0	0	\$0.00	\$0
Whitfield	15	1,432	\$0.74	\$15,895
Catfish	15			\$15,895

Georgia Total: Beef Stockers

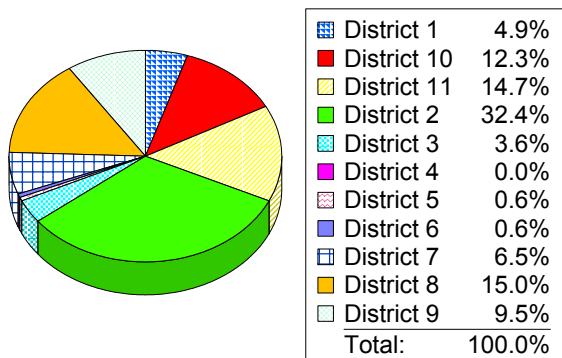
\$70,366,722

Georgia Total: Catfish

\$5,502,834

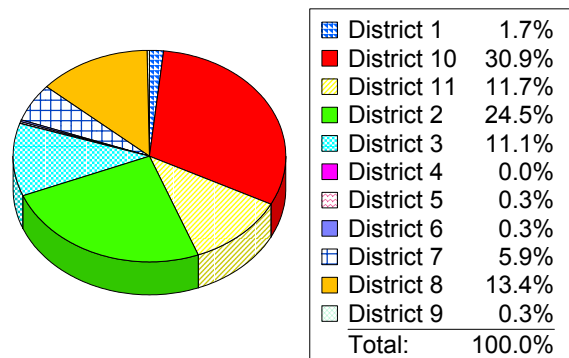
Farm Gate Value by Congressional District

For Beef Stockers



Farm Gate Value by Congressional District

For Catfish



Georgia Congressional District 9

Dairy

County	Head	Prod.	Price	Farm Gate Value
Catoosa	900	19,000	\$0.15	\$2,599,200
Cherokee	125	12,631	\$0.15	\$239,989
Dade	0	0	\$0.00	\$0
Dawson	0	0	\$0.00	\$0
Fannin	200	16,500	\$0.15	\$501,600
Forsyth	0	0	\$0.00	\$0
Gilmer	1,050	17,500	\$0.15	\$2,793,000
Gordon	560	16,600	\$0.15	\$1,412,992
Habersham	75	16,500	\$0.17	\$209,509
Hall	1,260	16,700	\$0.15	\$3,198,384
Lumpkin	200	16,500	\$0.15	\$501,600
Murray	300	15,000	\$0.15	\$684,000
Pickens	0	0	\$0.00	\$0
Rabun	0	0	\$0.00	\$0
Stephens	200	16,000	\$0.15	\$486,400
Towns	0	0	\$0.00	\$0
Union	350	9,150	\$0.15	\$486,780
Walker	900	15,000	\$0.15	\$2,052,000
White	490	16,000	\$0.15	\$1,191,680
Whitfield	320	16,500	\$0.15	\$802,560
Dairy	6,930			\$17,159,694

Goats

County	Head	Prod.	Price	Farm Gate Value
Catoosa	14	1.25	\$35.00	\$613
Cherokee	300	1.25	\$35.00	\$13,125
Dade	250	1.25	\$35.00	\$10,938
Dawson	300	1.25	\$35.00	\$13,125
Fannin	25	1.25	\$35.00	\$1,094
Forsyth	0	0.00	\$0.00	\$0
Gilmer	400	1.25	\$35.00	\$17,500
Gordon	0	0.00	\$0.00	\$0
Habersham	400	1.25	\$35.00	\$17,500
Hall	1,450	1.25	\$35.00	\$63,438
Lumpkin	50	1.25	\$35.00	\$2,188
Murray	0	0.00	\$0.00	\$0
Pickens	200	1.25	\$35.00	\$8,750
Rabun	200	1.25	\$35.00	\$8,750
Stephens	0	0.00	\$0.00	\$0
Towns	200	1.25	\$35.00	\$8,750
Union	300	1.25	\$35.00	\$13,125
Walker	400	1.25	\$35.00	\$17,500
White	50	1.25	\$35.00	\$2,188
Whitfield	180	1.25	\$35.00	\$7,875
Goats	4,719			\$206,456

Georgia Total: Dairy

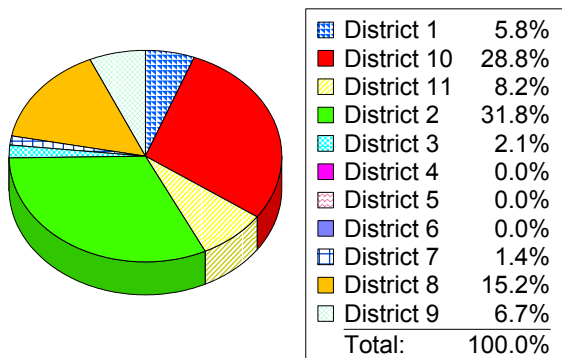
\$254,294,780

Georgia Total: Goats

\$4,520,819

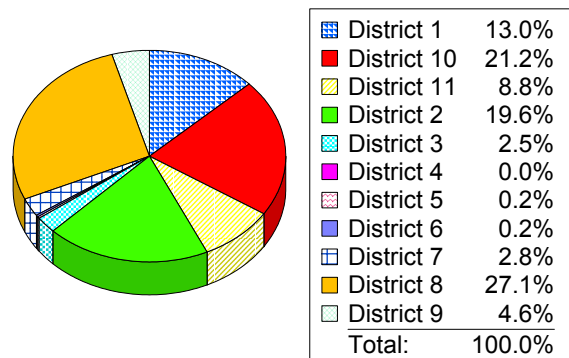
Farm Gate Value by Congressional District

For Dairy



Farm Gate Value by Congressional District

For Goats



Georgia Congressional District 9

Horses - Board, Breed, Train

County	Head	Price	Farm Gate Value
Catoosa	55	\$3,000	\$165,000
Cherokee	20	\$3,000	\$60,000
Dade	50	\$3,000	\$150,000
Dawson	200	\$3,000	\$600,000
Fannin	20	\$3,000	\$60,000
Forsyth	0	\$0	\$0
Gilmer	0	\$0	\$0
Gordon	480	\$3,000	\$1,440,000
Habersham	0	\$0	\$0
Hall	800	\$3,000	\$2,400,000
Lumpkin	150	\$3,000	\$450,000
Murray	10	\$3,000	\$30,000
Pickens	200	\$3,000	\$600,000
Rabun	100	\$3,000	\$300,000
Stephens	0	\$0	\$0
Towns	15	\$3,000	\$45,000
Union	300	\$3,000	\$900,000
Walker	50	\$3,000	\$150,000
White	350	\$3,000	\$1,050,000
Whitfield	300	\$3,000	\$900,000
Horses - B, B & T	3,100		\$9,300,000

Horses - Raised

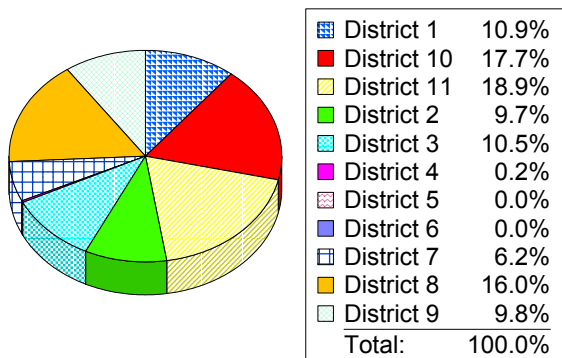
County	Head	Price	Farm Gate Value
Catoosa	100	\$2,000	\$200,000
Cherokee	500	\$2,000	\$1,000,000
Dade	750	\$2,000	\$1,500,000
Dawson	1,000	\$2,000	\$2,000,000
Fannin	10	\$2,000	\$20,000
Forsyth	1,500	\$2,000	\$3,000,000
Gilmer	0	\$0	\$0
Gordon	1,280	\$2,000	\$2,560,000
Habersham	0	\$0	\$0
Hall	100	\$2,000	\$200,000
Lumpkin	30	\$2,000	\$60,000
Murray	0	\$0	\$0
Pickens	100	\$2,000	\$200,000
Rabun	0	\$0	\$0
Stephens	93	\$2,000	\$186,000
Towns	500	\$2,000	\$1,000,000
Union	700	\$2,000	\$1,400,000
Walker	1,000	\$2,000	\$2,000,000
White	200	\$2,000	\$400,000
Whitfield	1,100	\$2,000	\$2,200,000
Horses - Raised	8,963		\$17,926,000

Georgia Total: Horses - Board, Breed, Train **\$94,581,000**

Georgia Total: Horses - Raised **\$75,396,000**

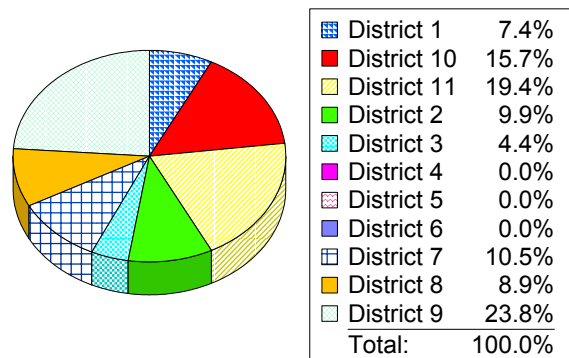
Farm Gate Value by Congressional District

For Horses - Board, Breed, Train



Farm Gate Value by Congressional District

For Horses - Raised



Georgia Congressional District 9

Miscellaneous Livestock

County	Farm Gate Value
Catoosa	\$0
Cherokee	\$0
Dade	\$0
Dawson	\$0
Fannin	\$217,500
Forsyth	\$0
Gilmer	\$12,000
Gordon	\$0
Habersham	\$5,025
Hall	\$5,200
Lumpkin	\$0
Murray	\$0
Pickens	\$0
Rabun	\$0
Stephens	\$0
Towns	\$1,750,000
Union	\$320,000
Walker	\$13,500
White	\$0
Whitfield	\$0
Miscellaneous Livestock	\$2,323,225

Georgia Total: Miscellaneous Livestock \$37,803,583

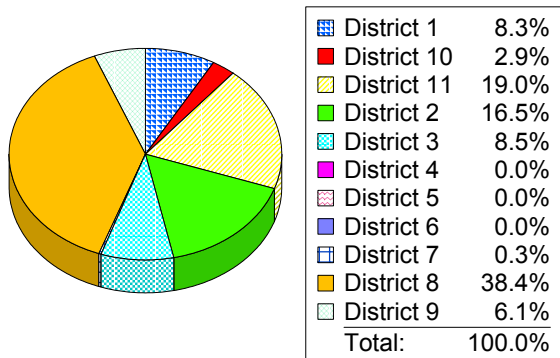
Pork - Farrow to Finish

County	Head	Prod.	Price	Farm Gate Value
Catoosa	0	0	\$0.00	\$0
Cherokee	0	0	\$0.00	\$0
Dade	0	0	\$0.00	\$0
Dawson	0	0	\$0.00	\$0
Fannin	20	3,675	\$0.42	\$30,870
Forsyth	0	0	\$0.00	\$0
Gilmer	0	0	\$0.00	\$0
Gordon	2,600	210	\$0.42	\$229,320
Habersham	0	0	\$0.00	\$0
Hall	200	3,675	\$0.42	\$308,700
Lumpkin	175	3,675	\$0.42	\$270,113
Murray	0	0	\$0.00	\$0
Pickens	50	3,675	\$0.42	\$77,175
Rabun	0	0	\$0.00	\$0
Stephens	0	0	\$0.00	\$0
Towns	450	3,675	\$0.42	\$694,575
Union	0	0	\$0.00	\$0
Walker	200	3,675	\$0.42	\$308,700
White	0	0	\$0.00	\$0
Whitfield	0	0	\$0.00	\$0
Pork - Farrow to Finish	3,695			\$1,919,453

Georgia Total: Pork - Farrow to Finish \$52,839,518

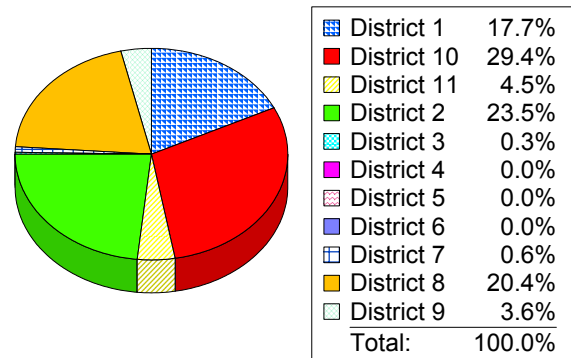
Farm Gate Value by Congressional District

For Miscellaneous Livestock



Farm Gate Value by Congressional District

For Pork - Farrow to Finish



Georgia Congressional District 9

Pork - Feeder Pigs

County	Head	Prod.	Price	Farm Gate Value
Catoosa	0	0.00	\$0.00	\$0
Cherokee	0	0.00	\$0.00	\$0
Dade	0	0.00	\$0.00	\$0
Dawson	300	750.00	\$0.72	\$162,000
Fannin	0	0.00	\$0.00	\$0
Forsyth	0	0.00	\$0.00	\$0
Gilmer	250	750.00	\$0.72	\$135,000
Gordon	0	0.00	\$0.00	\$0
Habersham	1,600	750.00	\$0.72	\$864,000
Hall	0	0.00	\$0.00	\$0
Lumpkin	0	0.00	\$0.00	\$0
Murray	0	0.00	\$0.00	\$0
Pickens	250	750.00	\$0.72	\$135,000
Rabun	0	0.00	\$0.00	\$0
Stephens	0	0.00	\$0.00	\$0
Towns	0	0.00	\$0.00	\$0
Union	0	0.00	\$0.00	\$0
Walker	0	0.00	\$0.00	\$0
White	3,000	450.00	\$0.72	\$972,000
Whitfield	0	0.00	\$0.00	\$0
Pork - Feeder Pigs	5,400			\$2,268,000

Pork - Finishing

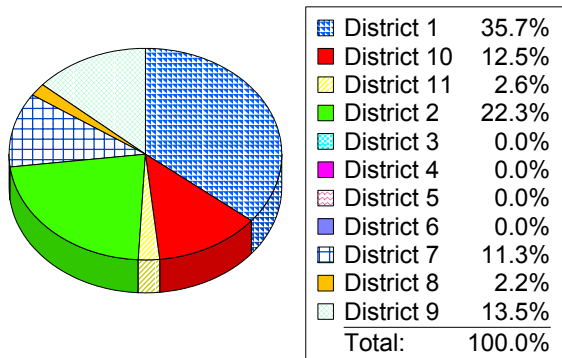
County	Head	Prod.	Price	Farm Gate Value
Catoosa	0	0.00	\$0.00	\$0
Cherokee	0	0.00	\$0.00	\$0
Dade	0	0.00	\$0.00	\$0
Dawson	0	0.00	\$0.00	\$0
Fannin	0	0.00	\$0.00	\$0
Forsyth	0	0.00	\$0.00	\$0
Gilmer	3,200	553.50	\$0.42	\$743,904
Gordon	0	0.00	\$0.00	\$0
Habersham	0	0.00	\$0.00	\$0
Hall	0	0.00	\$0.00	\$0
Lumpkin	0	0.00	\$0.00	\$0
Murray	0	0.00	\$0.00	\$0
Pickens	0	0.00	\$0.00	\$0
Rabun	0	0.00	\$0.00	\$0
Stephens	0	0.00	\$0.00	\$0
Towns	0	0.00	\$0.00	\$0
Union	100	553.50	\$0.42	\$23,247
Walker	0	0.00	\$0.00	\$0
White	0	0.00	\$0.00	\$0
Whitfield	0	0.00	\$0.00	\$0
Pork - Finishing	3,300			\$767,151

Georgia Total: Pork - Feeder Pigs \$16,798,590

Georgia Total: Pork - Finishing \$22,376,605

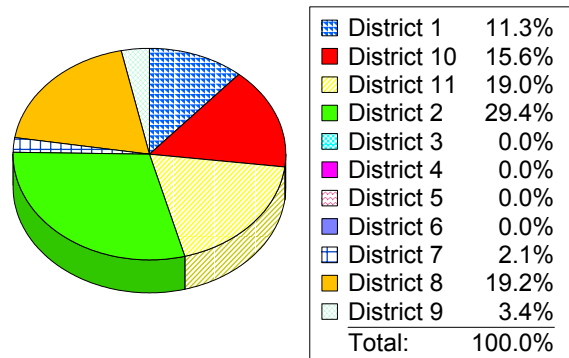
Farm Gate Value by Congressional District

For Pork - Feeder Pigs



Farm Gate Value by Congressional District

For Pork - Finishing



Georgia Congressional District 9

Quail

County	Head	Farm Gate	
		Price	Value
Catoosa	600	\$2.85	\$1,710
Cherokee	0	\$0.00	\$0
Dade	0	\$0.00	\$0
Dawson	0	\$0.00	\$0
Fannin	0	\$0.00	\$0
Forsyth	0	\$0.00	\$0
Gilmer	0	\$0.00	\$0
Gordon	0	\$0.00	\$0
Habersham	0	\$0.00	\$0
Hall	0	\$0.00	\$0
Lumpkin	0	\$0.00	\$0
Murray	0	\$0.00	\$0
Pickens	100	\$2.85	\$285
Rabun	0	\$0.00	\$0
Stephens	0	\$0.00	\$0
Towns	0	\$0.00	\$0
Union	0	\$0.00	\$0
Walker	0	\$0.00	\$0
White	0	\$0.00	\$0
Whitfield	0	\$0.00	\$0
Quail	700		\$1,995

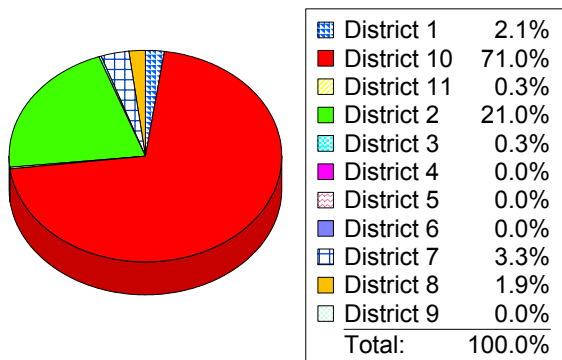
Sheep

County	Head	Prod.	Farm Gate	
			Price	Value
Catoosa	20	1.25	\$70.00	\$1,750
Cherokee	0	0.00	\$0.00	\$0
Dade	40	1.25	\$70.00	\$3,500
Dawson	30	1.25	\$70.00	\$2,625
Fannin	20	1.25	\$70.00	\$1,750
Forsyth	0	0.00	\$0.00	\$0
Gilmer	0	0.00	\$0.00	\$0
Gordon	120	1.25	\$70.00	\$10,500
Habersham	0	0.00	\$0.00	\$0
Hall	40	1.25	\$70.00	\$3,500
Lumpkin	20	1.25	\$70.00	\$1,750
Murray	0	0.00	\$0.00	\$0
Pickens	25	1.25	\$70.00	\$2,188
Rabun	100	1.25	\$70.00	\$8,750
Stephens	0	0.00	\$0.00	\$0
Towns	30	1.25	\$70.00	\$2,625
Union	40	1.25	\$70.00	\$3,500
Walker	30	1.25	\$70.00	\$2,625
White	20	1.25	\$70.00	\$1,750
Whitfield	0	0.00	\$0.00	\$0
Sheep	535			\$46,813

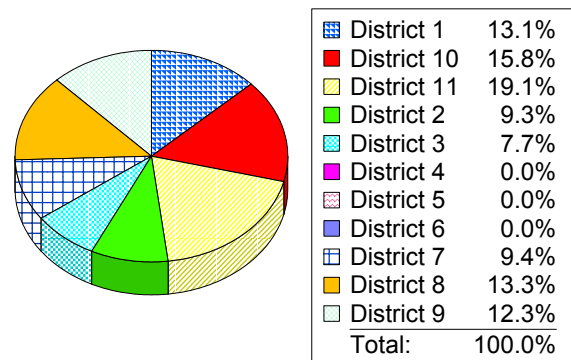
Georgia Total: Quail \$8,712,108

Georgia Total: Sheep \$381,150

Farm Gate Value by Congressional District
For Quail



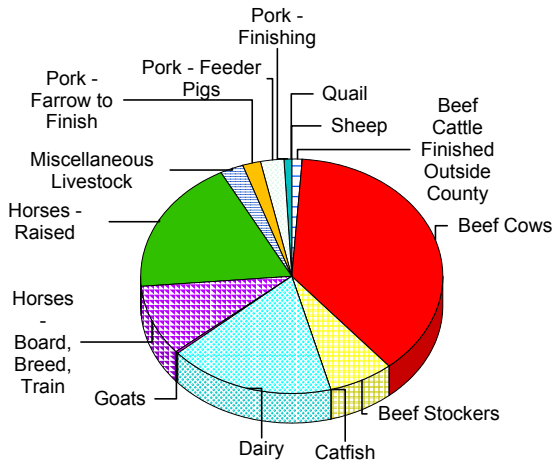
Farm Gate Value by Congressional District
For Sheep



Georgia Congressional District 9

District 9 Total \$95,815,637
 Livestock

District Farm Gate Value For Livestock



Beef Cattle Finished Outside County	1.2%
Beef Cows	37.6%
Beef Stockers	7.0%
Catfish	0.0%
Dairy	17.9%
Goats	0.2%
Horses - Board, Breed, Train	9.7%
Horses - Raised	18.7%
Miscellaneous Livestock	2.4%
Pork - Farrow to Finish	2.0%
Pork - Feeder Pigs	2.4%
Pork - Finishing	0.8%
Quail	0.0%
Sheep	0.0%
Total:	100.0%

Georgia Congressional District 9

Breeder Pullet Unit

County	# Houses	Avg. Cap.	Grower Price	Grower Value
Catoosa	0	0	12.00	0
Cherokee	3	21,000	12.00	756,000
Dade	5	12,000	12.00	720,000
Dawson	24	12,000	12.00	3,456,000
Fannin	4	12,000	12.00	576,000
Forsyth	4	21,000	12.00	1,008,000
Gilmer	130	12,000	12.00	18,720,000
Gordon	32	11,550	12.00	4,435,200
Habersham	50	12,000	12.00	7,200,000
Hall	65	20,000	12.00	15,600,000
Lumpkin	40	12,000	12.00	5,760,000
Murray	0	0	12.00	0
Pickens	14	10,000	12.00	1,680,000
Rabun	0	0	12.00	0
Stephens	0	0	12.00	0
Towns	0	0	12.00	0
Union	0	0	12.00	0
Walker	2	12,000	12.00	288,000
White	10	12,000	12.00	1,440,000
Whitfield	0	0	12.00	0
Breeder Pullet Unit	383		\$61,639,200	

Broiler

(uses a 96% survival rate)

County	# Houses	Avg. # Cap.	# Batch	Bird Weight	Grower Price	Grower Value	Integr. Price	Integr. Value
Catoosa	81	25,600	5.50	5.35	.05	2,753,0270.32		18,744,017
Cherokee	150	23,000	5.50	4.30	.05	3,681,4540.32		25,065,216
Dade	32	26,000	5.50	5.35	.05	1,104,6100.32		7,520,748
Dawson	191	25,600	5.50	5.35	.05	6,491,7070.32		44,198,855
Fannin	42	26,000	5.50	5.35	.05	1,449,8000.32		9,870,981
Forsyth	266	17,218	5.75	5.80	.05	6,891,7460.32		46,922,527
Gilmer	480	25,000	5.50	5.35	.05	15,931,8720.32		108,472,320
Gordon	432	23,000	5.50	5.50	.05	13,561,4480.32		92,333,261
Habersham	550	25,600	5.50	5.50	.05	19,217,5100.32		130,842,624
Hall	644	25,600	5.75	5.35	.05	22,883,1890.32		155,800,437
Lumpkin	130	25,600	5.50	5.35	.05	4,418,4390.32		30,082,990
Murray	159	20,000	5.00	4.50	.05	3,228,3360.32		21,980,160
Pickens	200	21,000	5.00	4.00	.05	3,790,0800.32		25,804,800
Rabun	52	25,600	5.50	5.35	.05	1,767,3760.32		12,033,196
Stephens	105	25,600	5.50	5.35	.05	3,568,7390.32		24,297,800
Towns	2	36,000	4.00	4.00	.05	51,9780.32		353,894
Union	5	10,000	6.00	4.00	.05	54,1440.32		368,640
Walker	90	26,000	5.50	5.35	.05	3,106,7150.32		21,152,102
White	204	25,600	5.50	5.35	.05	6,933,5510.32		47,207,154
Whitfield	104	26,000	5.50	5.35	.05	3,589,9820.32		24,442,429
Broiler	,919					\$124,475,703		\$847,494,150

Georgia Total: Breeder Pullet Unit

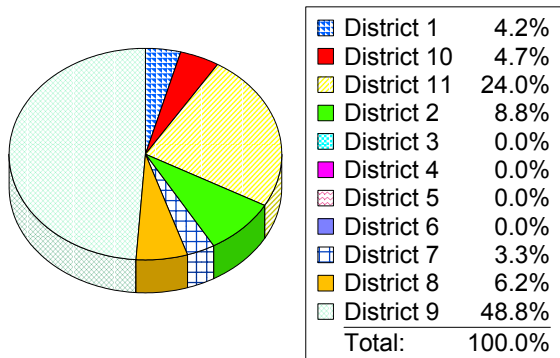
\$126,328,440

Georgia Total: Broiler

\$2,821,451,502

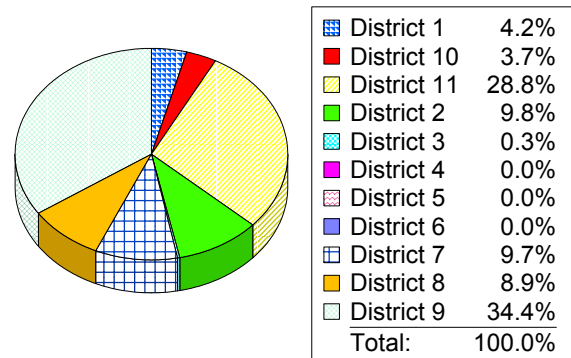
Farm Gate Value by Congressional District

For Breeder Pullet Unit



Farm Gate Value by Congressional District

For Broiler



Georgia Congressional District 9

Hatching Layers

County	# Houses	Avg. Cap.	Grower Price	Grower Value
Catoosa	4	10,000	29.00	1,160,000
Cherokee	0	0	29.00	0
Dade	19	10,000	29.00	5,510,000
Dawson	0	0	29.00	0
Fannin	16	10,000	29.00	4,640,000
Forsyth	1	9,000	29.00	261,000
Gilmer	55	10,000	29.00	15,950,000
Gordon	87	8,150	29.00	20,562,450
Habersham	71	10,000	29.00	20,590,000
Hall	18	10,000	29.00	5,220,000
Lumpkin	33	10,000	29.00	9,570,000
Murray	11	1,200	29.00	382,800
Pickens	0	0	29.00	0
Rabun	0	0	29.00	0
Stephens	0	0	29.00	0
Towns	0	0	29.00	0
Union	95	7,500	50.00	35,625,000
Walker	3	10,000	29.00	870,000
White	25	10,000	29.00	7,250,000
Whitfield	0	0	29.00	0
Hatching Layers	438			\$127,591,250

Table Layers

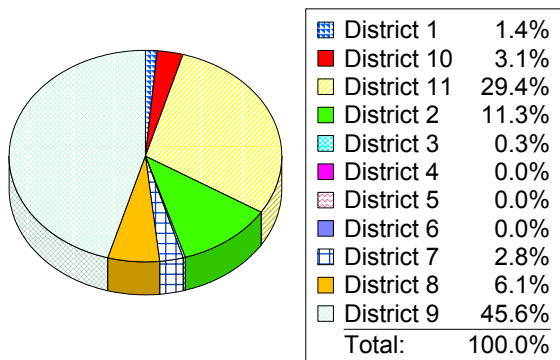
County	# Houses	Avg. Cap.	Grower Price	Grower Value
Catoosa	0	0	9.50	0
Cherokee	0	0	9.50	0
Dade	0	0	9.50	0
Dawson	0	0	9.50	0
Fannin	0	0	9.50	0
Forsyth	0	0	9.50	0
Gilmer	0	0	9.50	0
Gordon	3	36,665	9.50	1,044,953
Habersham	0	0	9.50	0
Hall	40	40,000	9.50	15,200,000
Lumpkin	5	80,000	9.50	3,800,000
Murray	0	0	9.50	0
Pickens	0	0	9.50	0
Rabun	0	0	9.50	0
Stephens	2	10,000	9.50	190,000
Towns	0	0	9.50	0
Union	5	7,500	9.50	356,250
Walker	0	0	9.50	0
White	4	10,000	9.50	380,000
Whitfield	4	10,000	9.50	380,000
Table Layers	63			\$21,351,203

Georgia Total: Hatching Layers \$279,734,820

Georgia Total: Table Layers \$119,410,393

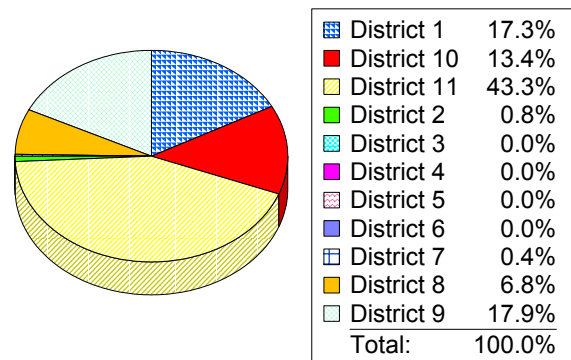
Farm Gate Value by Congressional District

For Hatching Layers



Farm Gate Value by Congressional District

For Table Layers

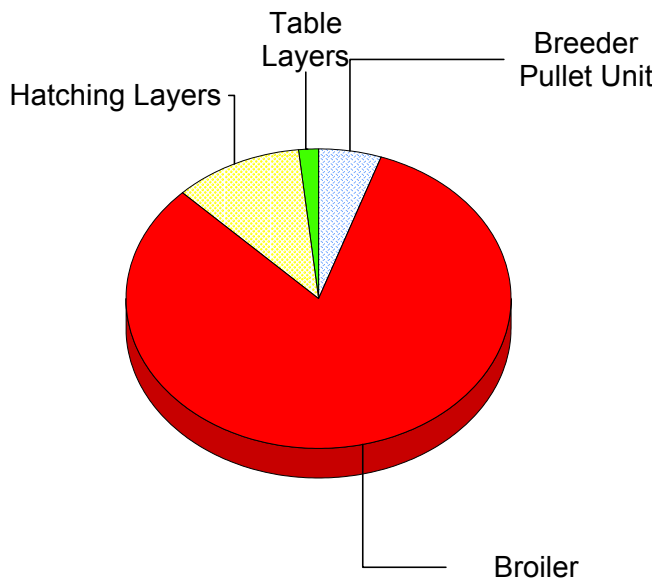






Georgia Congressional District 9

District 9 Poultry and Eggs Total \$1,182,551,506

District Farm Gate Value

For Broilers



	Breeder Pullet Unit	5.2%
	Broiler	82.2%
	Hatching Layers	10.8%
	Table Layers	1.8%
Total:		100.0%

Georgia Congressional District 9

Other

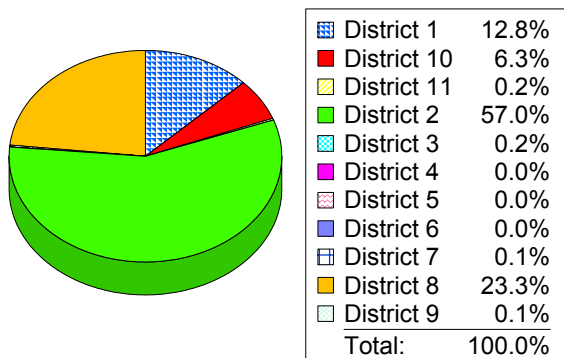
Crop Insurance

County	Farm Gate Value
Catoosa	\$0
Cherokee	\$0
Dade	\$0
Dawson	\$0
Fannin	\$0
Forsyth	\$0
Gilmer	\$0
Gordon	\$0
Habersham	\$38,415
Hall	\$18,005
Lumpkin	\$8,132
Murray	\$243
Pickens	\$0
Rabun	\$58,217
Stephens	\$0
Towns	\$0
Union	\$0
Walker	\$0
White	\$16,719
Whitfield	\$156
Crop Insurance	\$139,887

Georgia Total: Crop Insurance \$122,416,851

Farm Gate Value by Congressional District

For Crop Insurance



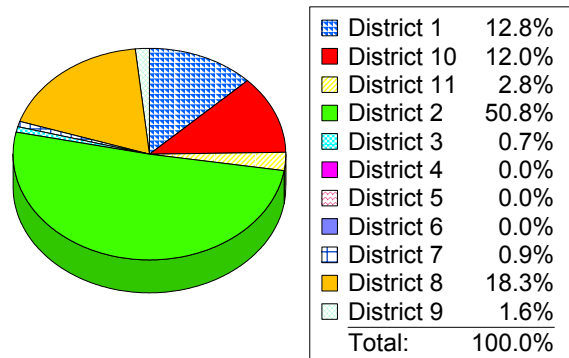
Government Payments

County	Farm Gate Value
Catoosa	\$255,533
Cherokee	\$6,000
Dade	\$90,485
Dawson	\$108,715
Fannin	\$166,673
Forsyth	\$184,856
Gilmer	\$176,654
Gordon	\$1,108,966
Habersham	\$115,962
Hall	\$793,141
Lumpkin	\$190,226
Murray	\$375,744
Pickens	\$0
Rabun	\$0
Stephens	\$43,600
Towns	\$42,235
Union	\$0
Walker	\$560,486
White	\$239,948
Whitfield	\$33,000
Government Payments	\$4,492,224

Georgia Total: Government Payments \$278,485,126

Farm Gate Value by Congressional District

For Government Payments



Georgia Congressional District 9

Hunting Leases - Deer

County	Acres	Farm Gate	
		Price	Value
Catoosa	0	\$0.00	\$0
Cherokee	3,000	\$8.00	\$24,000
Dade	5,000	\$8.00	\$40,000
Dawson	6,000	\$8.00	\$48,000
Fannin	0	\$0.00	\$0
Forsyth	0	\$0.00	\$0
Gilmer	1,500	\$8.00	\$12,000
Gordon	0	\$0.00	\$0
Habersham	0	\$0.00	\$0
Hall	2,600	\$8.00	\$20,800
Lumpkin	0	\$0.00	\$0
Murray	0	\$0.00	\$0
Pickens	2,000	\$8.00	\$16,000
Rabun	0	\$0.00	\$0
Stephens	0	\$0.00	\$0
Towns	0	\$0.00	\$0
Union	0	\$0.00	\$0
Walker	8,000	\$8.00	\$64,000
White	0	\$0.00	\$0
Whitfield	11,743	\$8.00	\$93,944
Hunting Leases - Deer	39,843		\$318,744

Georgia Total: Hunting Leases - Deer \$71,202,528

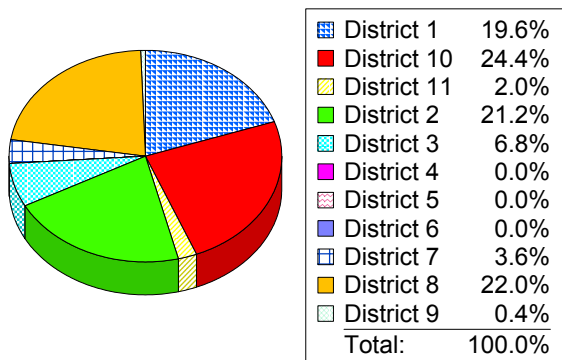
Hunting Leases - Duck

County	Acres	Farm Gate	
		Price	Value
Catoosa	0	\$0.00	\$0
Cherokee	0	\$0.00	\$0
Dade	0	\$0.00	\$0
Dawson	0	\$0.00	\$0
Fannin	0	\$0.00	\$0
Forsyth	0	\$0.00	\$0
Gilmer	0	\$0.00	\$0
Gordon	0	\$0.00	\$0
Habersham	0	\$0.00	\$0
Hall	0	\$0.00	\$0
Lumpkin	0	\$0.00	\$0
Murray	0	\$0.00	\$0
Pickens	0	\$0.00	\$0
Rabun	0	\$0.00	\$0
Stephens	0	\$0.00	\$0
Towns	0	\$0.00	\$0
Union	0	\$0.00	\$0
Walker	0	\$0.00	\$0
White	0	\$0.00	\$0
Whitfield	100	\$50.00	\$5,000
Hunting Leases - Duck	100		\$5,000

Georgia Total: Hunting Leases - Duck \$682,500

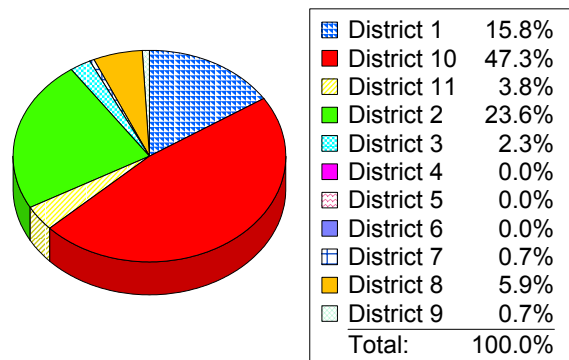
Farm Gate Value by Congressional District

For Hunting Leases - Deer



Farm Gate Value by Congressional District

For Hunting Leases - Duck



Georgia Congressional District 9

Hunting Leases - Turkey

County	Acres	Price	Farm Gate Value
Catoosa	0	\$0.00	\$0
Cherokee	3,000	\$2.00	\$6,000
Dade	1,000	\$2.00	\$2,000
Dawson	500	\$2.00	\$1,000
Fannin	0	\$0.00	\$0
Forsyth	0	\$0.00	\$0
Gilmer	0	\$0.00	\$0
Gordon	0	\$0.00	\$0
Habersham	0	\$0.00	\$0
Hall	0	\$0.00	\$0
Lumpkin	0	\$0.00	\$0
Murray	0	\$0.00	\$0
Pickens	0	\$0.00	\$0
Rabun	0	\$0.00	\$0
Stephens	0	\$0.00	\$0
Towns	0	\$0.00	\$0
Union	0	\$0.00	\$0
Walker	2,000	\$2.00	\$4,000
White	0	\$0.00	\$0
Whitfield	11,743	\$2.00	\$23,486
Hunting Leases - Turkey	18,243		\$36,486

Georgia Total: Hunting Leases - Turkey \$3,487,636

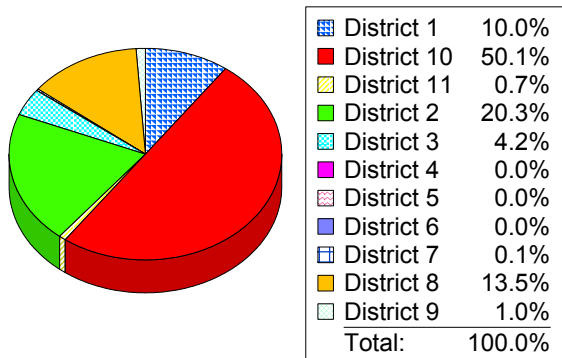
Miscellaneous

County	Farm Gate Value
Catoosa	\$0
Cherokee	\$0
Dade	\$0
Dawson	\$0
Fannin	\$0
Forsyth	\$0
Gilmer	\$0
Gordon	\$0
Habersham	\$960,000
Hall	\$4,400,000
Lumpkin	\$0
Murray	\$0
Pickens	\$0
Rabun	\$0
Stephens	\$0
Towns	\$0
Union	\$0
Walker	\$0
White	\$0
Whitfield	\$0
Miscellaneous	\$5,360,000

Georgia Total: Miscellaneous \$27,636,730

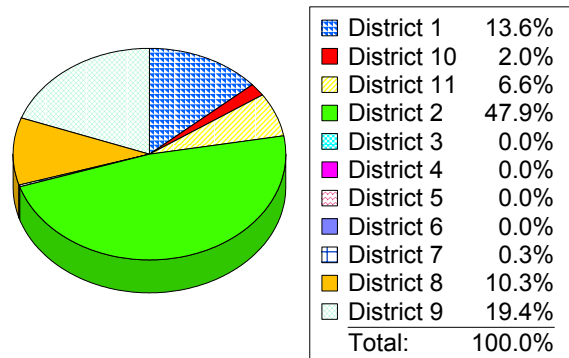
Farm Gate Value by Congressional District

For Hunting Leases - Turkey



Farm Gate Value by Congressional District

For Miscellaneous

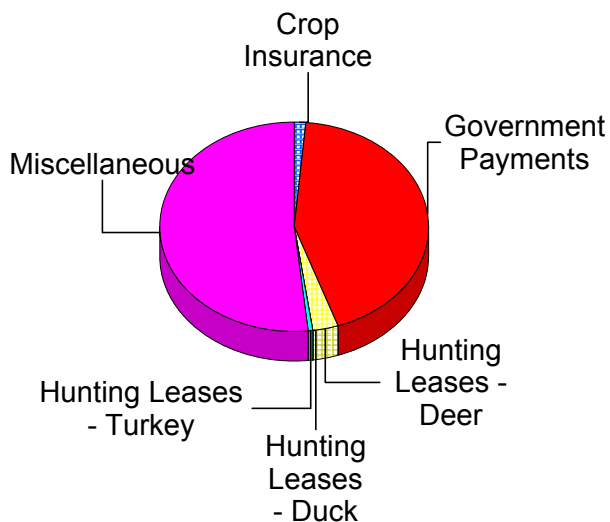









Georgia Congressional District 9

District 9 Total \$10,352,341
 Other

District Farm Gate Value

For Other



	Crop Insurance	1.4%
	Government Payments	43.4%
	Hunting Leases - Deer	3.1%
	Hunting Leases - Duck	0.0%
	Hunting Leases - Turkey	0.4%
	Miscellaneous	51.8%
	Miscellaneous Other	0.0%
Total:		100.0%