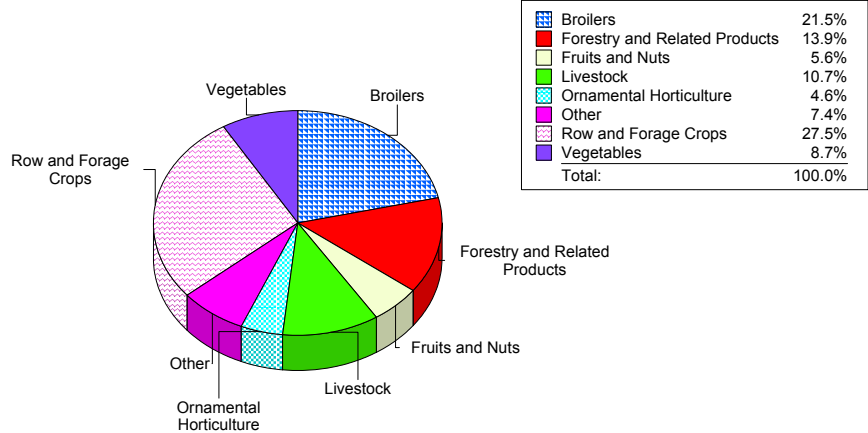


# 2000 Farm Gate Value, Summary Tables

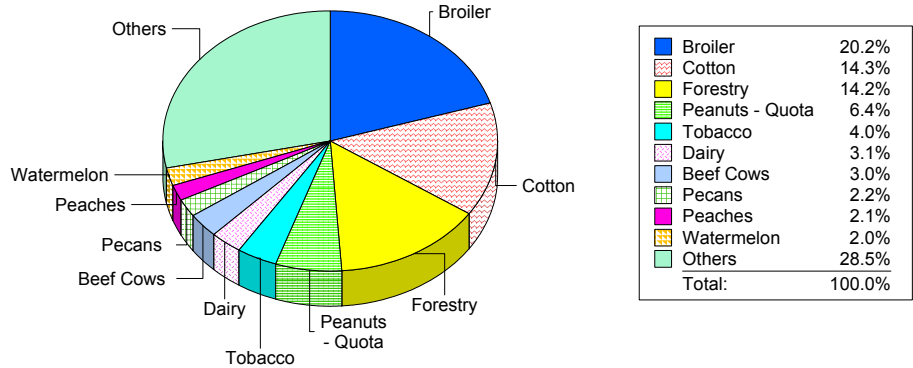
## County Farm Gate Value

Appling	73,910,827
Atkinson	59,142,547
Bacon	53,035,765
Ben Hill	35,768,986
Berrien	68,887,876
Bibb	11,971,612
Bleckley	16,163,820
Charlton	29,178,720
Clinch	46,021,352
Coffee	146,526,101
Crawford	32,521,073
Dodge	39,655,988
Dooly	77,180,130
Echols	58,232,788
Houston	30,077,825
Irwin	58,249,826
Jeff Davis	43,031,239
Lamar	32,130,270
Lanier	28,954,354
Monroe	36,811,978
Montgomery	17,795,241
Peach	44,320,786
Pulaski	39,927,462
Telfair	26,382,067
Treutlen	10,675,737
Twiggs	14,122,080
Upson	27,047,491
Ware	53,085,903
Wheeler	33,842,901
Wilcox	83,243,992
<b>District 8</b>	<b>1,327,896,735</b>

## Total Farm Gate Value For District 8



## Top Ten Commodities For District 8



	Broilers	Forestry and Related Products	Fruits and Nuts	Livestock	Ornamental Horticulture	Other	Row and Forage Crops	Vegetables	Total Farm Gate
District 1	\$147,025,193	\$143,510,535	\$17,838,026	\$77,235,170	\$34,093,587	\$69,549,286	\$162,626,299	\$117,620,513	\$769,498,609
District 2	\$321,069,490	\$146,284,324	\$96,265,489	\$207,169,539	\$121,906,840	\$240,498,036	\$725,511,521	\$386,605,458	\$2,245,310,696
District 3	\$10,470,720	\$22,058,567	\$3,785,650	\$42,768,825	\$30,611,773	\$7,031,035	\$8,688,378	\$1,250,570	\$126,665,518
District 4	\$0	\$173,308	\$0	\$216,000	\$1,909,500	\$0	\$0	\$0	\$2,298,808
District 5	\$0	\$1,061,585	\$136,010	\$1,759,667	\$25,203,365	\$19,234	\$137,045	\$0	\$28,316,906
District 6	\$0	\$1,101,545	\$136,010	\$1,759,667	\$26,799,860	\$19,234	\$137,045	\$0	\$29,953,361
District 7	\$286,279,615	\$23,058,092	\$233,713	\$51,796,547	\$31,829,220	\$5,379,006	\$16,435,774	\$710,831	\$415,722,798
District 8	\$285,427,546	\$184,073,770	\$74,530,791	\$142,603,381	\$61,709,566	\$98,516,453	\$365,511,421	\$115,523,807	\$1,327,896,735
District 9	\$1,182,551,506	\$29,867,181	\$8,788,079	\$95,815,637	\$44,916,690	\$10,352,341	\$15,651,091	\$7,319,665	\$1,395,262,190
District 10	\$136,534,996	\$145,560,247	\$5,729,820	\$197,065,553	\$73,297,083	\$61,153,731	\$113,114,880	\$5,045,600	\$737,501,909
District 11	\$977,566,089	\$28,865,874	\$2,746,633	\$119,542,981	\$83,281,000	\$11,393,015	\$22,261,286	\$1,320,668	\$1,246,977,545
<b>Georgia</b>	<b>\$3,346,925,155</b>	<b>\$725,615,027</b>	<b>\$210,190,220</b>	<b>\$937,732,966</b>	<b>\$535,558,482</b>	<b>\$503,911,371</b>	<b>\$1,430,074,743</b>	<b>\$635,397,111</b>	<b>\$8,325,405,075</b>

# Georgia Congressional District 8

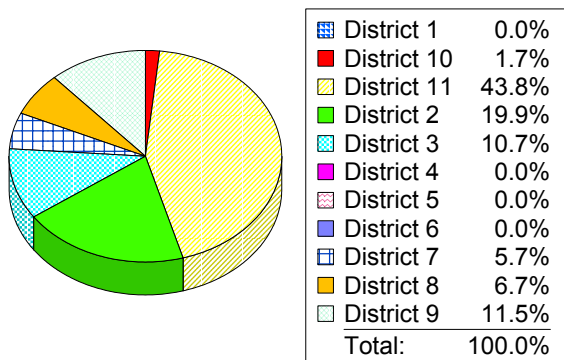
## Row and Forage Crops

### Barley

County	Acres	Yield	Price	Farm Gate Value
Appling	0.0	0.0	\$2.36	\$0
Atkinson	0.0	0.0	\$2.36	\$0
Bacon	0.0	0.0	\$2.36	\$0
Ben Hill	0.0	0.0	\$2.36	\$0
Berrien	0.0	0.0	\$2.36	\$0
Bibb	0.0	0.0	\$2.36	\$0
Bleckley	0.0	0.0	\$2.36	\$0
Charlton	0.0	0.0	\$2.36	\$0
Clinch	0.0	0.0	\$2.36	\$0
Coffee	0.0	0.0	\$2.36	\$0
Crawford	0.0	0.0	\$2.36	\$0
Dodge	0.0	0.0	\$2.36	\$0
Dooley	0.0	0.0	\$2.36	\$0
Echols	0.0	0.0	\$2.36	\$0
Houston	37.8	40.0	\$2.36	\$3,568
Irwin	0.0	0.0	\$2.36	\$0
Jeff Davis	0.0	0.0	\$2.36	\$0
Lamar	0.0	0.0	\$2.36	\$0
Lanier	0.0	0.0	\$2.36	\$0
Monroe	0.0	0.0	\$2.36	\$0
Montgomery	0.0	0.0	\$2.36	\$0
Peach	0.0	0.0	\$2.36	\$0
Pulaski	0.0	0.0	\$2.36	\$0
Telfair	0.0	0.0	\$2.36	\$0
Treutlen	0.0	0.0	\$2.36	\$0
Twiggs	0.0	0.0	\$2.36	\$0
Upson	38.0	60.0	\$2.36	\$5,381
Ware	0.0	0.0	\$2.36	\$0
Wheeler	0.0	0.0	\$2.36	\$0
Wilcox	0.0	0.0	\$2.36	\$0
<b>Barley</b>	<b>76</b>			<b>\$8,949</b>

Georgia Total: Barley \$132,849

Farm Gate Value by Congressional District For Barley

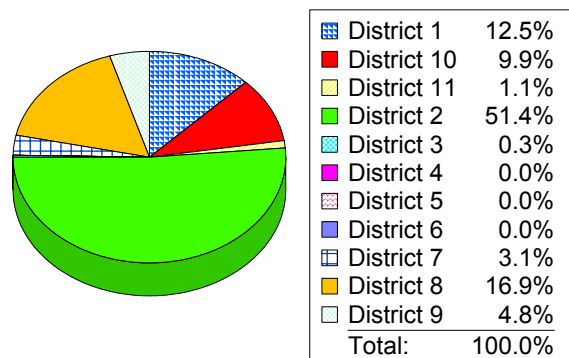


## Corn

County	Acres	Yield	Price	Farm Gate Value
Appling	6,000.0	70.0	\$2.15	\$903,000
Atkinson	1,976.0	107.0	\$2.15	\$454,579
Bacon	4,300.0	107.0	\$2.15	\$989,215
Ben Hill	6,500.0	80.0	\$2.15	\$1,118,000
Berrien	5,091.0	88.0	\$2.15	\$963,217
Bibb	200.0	60.0	\$2.15	\$25,800
Bleckley	1,132.0	130.0	\$2.15	\$316,394
Charlton	600.0	55.0	\$2.15	\$70,950
Clinch	675.0	71.0	\$2.15	\$103,039
Coffee	3,592.0	72.0	\$2.15	\$556,042
Crawford	25.0	35.0	\$2.15	\$1,881
Dodge	2,500.0	110.0	\$2.15	\$591,250
Dooley	904.0	165.0	\$2.15	\$320,694
Echols	505.0	112.0	\$2.15	\$121,604
Houston	1,200.0	90.0	\$2.15	\$232,200
Irwin	12,085.0	106.0	\$2.15	\$2,754,172
Jeff Davis	1,800.0	85.0	\$2.15	\$328,950
Lamar	600.0	115.0	\$2.15	\$148,350
Lanier	1,615.0	68.0	\$2.15	\$236,113
Monroe	88.0	80.0	\$2.15	\$15,136
Montgomery	1,600.0	45.0	\$2.15	\$154,800
Peach	980.0	75.0	\$2.15	\$158,025
Pulaski	800.0	110.0	\$2.15	\$189,200
Telfair	2,000.0	110.0	\$2.15	\$473,000
Treutlen	207.0	58.0	\$2.15	\$25,813
Twiggs	381.5	185.0	\$2.15	\$151,742
Upson	100.0	100.0	\$2.15	\$21,500
Ware	6,000.0	65.0	\$2.15	\$838,500
Wheeler	702.0	129.0	\$2.41	\$218,245
Wilcox	1,703.0	150.0	\$2.15	\$549,218
<b>Corn</b>	<b>65,862</b>			<b>\$13,030,627</b>

Georgia Total: Corn \$77,023,882

Farm Gate Value by Congressional District For Corn



# Georgia Congressional District 8

## Cotton

County	Acres	Yield	Farm Gate	
			Price	Value
Appling	35,583.0	650.0	\$0.68	\$15,727,686
Atkinson	14,202.0	583.0	\$0.68	\$5,630,241
Bacon	19,363.0	583.0	\$0.68	\$7,676,268
Ben Hill	13,200.0	600.0	\$0.68	\$5,385,600
Berrien	33,415.0	660.0	\$0.68	\$14,996,652
Bibb	0.0	0.0	\$0.68	\$0
Bleckley	17,708.0	550.0	\$0.68	\$6,622,792
Charlton	0.0	0.0	\$0.68	\$0
Clinch	180.0	530.0	\$0.68	\$64,872
Coffee	45,117.0	602.0	\$0.68	\$18,469,095
Crawford	1,440.0	175.0	\$0.68	\$171,360
Dodge	16,500.0	585.0	\$0.68	\$6,563,700
Dooly	76,291.0	583.0	\$0.68	\$30,244,804
Echols	0.0	0.0	\$0.68	\$0
Houston	13,779.3	503.0	\$0.68	\$4,713,072
Irwin	34,066.0	570.0	\$0.68	\$13,203,982
Jeff Davis	27,000.0	500.0	\$0.68	\$9,180,000
Lamar	1,703.0	600.0	\$0.68	\$694,824
Lanier	7,842.0	623.0	\$0.68	\$3,322,185
Monroe	60.0	500.0	\$0.68	\$20,400
Montgomery	3,328.0	600.0	\$0.68	\$1,357,824
Peach	8,000.0	650.0	\$0.68	\$3,536,000
Pulaski	29,659.0	575.0	\$0.68	\$11,596,669
Telfair	8,000.0	620.0	\$0.68	\$3,372,800
Treutlen	3,351.0	615.0	\$0.68	\$1,401,388
Twiggs	5,375.4	500.0	\$0.68	\$1,827,636
Upson	0.0	0.0	\$0.68	\$0
Ware	6,584.0	700.0	\$0.68	\$3,133,984
Wheeler	2,348.0	684.0	\$0.71	\$1,140,283
Wilcox	26,374.0	500.0	\$0.68	\$8,967,160
<b>Cotton</b>	<b>450,469</b>			<b>\$179,021,276</b>

## Hay

County	Acres	Yield	Farm Gate	
			Price	Value
Appling	7,000.0	3.0	\$55.00	\$1,155,000
Atkinson	3,000.0	2.4	\$55.00	\$396,000
Bacon	2,549.0	2.4	\$55.00	\$336,468
Ben Hill	8,500.0	2.8	\$55.00	\$1,285,625
Berrien	1,000.0	6.0	\$55.00	\$330,000
Bibb	200.0	2.3	\$55.00	\$24,750
Bleckley	2,500.0	3.0	\$55.00	\$412,500
Charlton	1,500.0	2.8	\$55.00	\$226,875
Clinch	225.0	3.0	\$55.00	\$37,125
Coffee	8,500.0	2.5	\$55.00	\$1,168,750
Crawford	860.0	1.6	\$55.00	\$75,680
Dodge	4,500.0	3.0	\$55.00	\$742,500
Dooly	2,000.0	2.4	\$55.00	\$264,000
Echols	150.0	5.0	\$55.00	\$41,250
Houston	1,556.9	2.4	\$55.00	\$205,511
Irwin	375.0	2.5	\$55.00	\$51,563
Jeff Davis	4,500.0	4.0	\$55.00	\$990,000
Lamar	6,500.0	2.0	\$55.00	\$715,000
Lanier	2,000.0	3.0	\$55.00	\$330,000
Monroe	2,632.0	3.0	\$55.00	\$434,280
Montgomery	1,000.0	1.5	\$55.00	\$82,500
Peach	900.0	3.0	\$55.00	\$148,500
Pulaski	3,500.0	2.5	\$55.00	\$481,250
Telfair	2,500.0	2.0	\$55.00	\$275,000
Treutlen	350.0	2.0	\$55.00	\$38,500
Twiggs	5,500.0	2.0	\$55.00	\$605,000
Upson	2,715.0	2.4	\$55.00	\$358,380
Ware	1,600.0	2.5	\$55.00	\$220,000
Wheeler	3,600.0	4.5	\$63.00	\$1,020,600
Wilcox	5,000.0	1.3	\$55.00	\$343,750
<b>Hay</b>	<b>86,713</b>			<b>\$12,796,356</b>

Georgia Total: Cotton

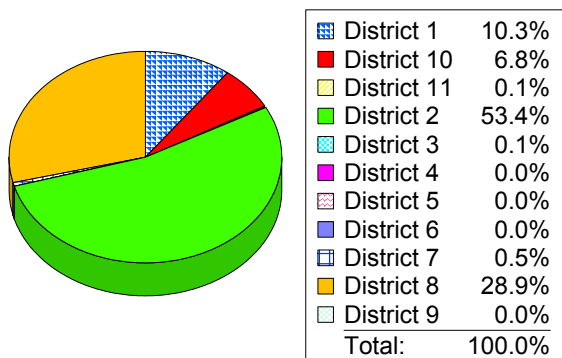
\$618,817,220

Georgia Total: Hay

\$97,526,076

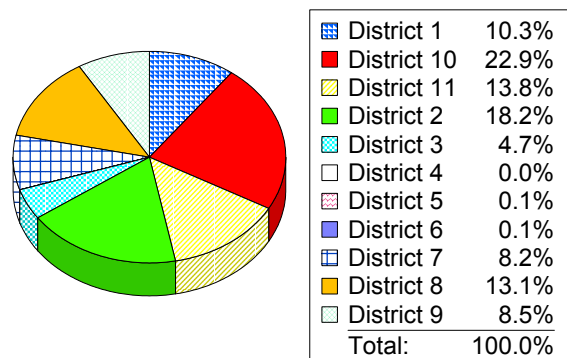
Farm Gate Value by Congressional District

For Cotton



Farm Gate Value by Congressional District

For Hay



# Georgia Congressional District 8

## Miscellaneous Row Crops

County	Farm Gate Value
Appling	\$0
Atkinson	\$59,794
Bacon	\$164,785
Ben Hill	\$8,500
Berrien	\$700,000
Bibb	\$0
Bleckley	\$0
Charlton	\$0
Clinch	\$0
Coffee	\$174,800
Crawford	\$0
Dodge	\$162,000
Dooly	\$0
Echols	\$0
Houston	\$0
Irwin	\$11,427
Jeff Davis	\$0
Lamar	\$630,240
Lanier	\$477,864
Monroe	\$0
Montgomery	\$0
Peach	\$0
Pulaski	\$0
Telfair	\$0
Treutlen	\$0
Twiggs	\$1,375
Upson	\$0
Ware	\$0
Wheeler	\$620,829
Wilcox	\$0
<b>Miscellaneous Row Crops</b>	<b>\$3,011,614</b>

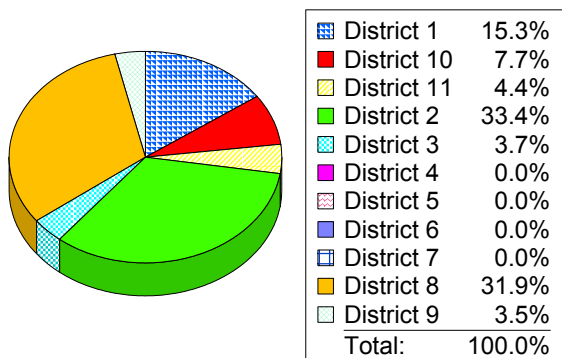
## Oats

County	Acres	Yield	Price	Farm Gate Value
Appling	250.0	80.0	\$1.25	\$25,000
Atkinson	205.0	72.0	\$1.25	\$18,450
Bacon	236.0	72.0	\$1.25	\$21,240
Ben Hill	250.0	85.0	\$1.25	\$26,563
Berrien	252.0	88.0	\$1.25	\$27,720
Bibb	50.0	50.0	\$1.25	\$3,125
Bleckley	208.0	80.0	\$1.25	\$20,800
Charlton	0.0	0.0	\$0.00	\$0
Clinch	0.0	0.0	\$0.00	\$0
Coffee	705.0	78.0	\$1.25	\$68,738
Crawford	190.0	115.0	\$1.25	\$27,313
Dodge	400.0	60.0	\$1.25	\$30,000
Dooly	63.0	72.0	\$1.25	\$5,670
Echols	0.0	0.0	\$0.00	\$0
Houston	475.2	80.0	\$1.25	\$47,520
Irwin	350.0	72.0	\$1.25	\$31,500
Jeff Davis	350.0	65.0	\$1.25	\$28,438
Lamar	300.0	50.0	\$1.25	\$18,750
Lanier	275.0	80.0	\$1.25	\$27,500
Monroe	28.0	60.0	\$1.25	\$2,100
Montgomery	456.0	80.0	\$1.25	\$45,600
Peach	295.0	70.0	\$1.25	\$25,813
Pulaski	265.0	100.0	\$1.25	\$33,125
Telfair	2,000.0	85.0	\$1.25	\$212,500
Treutlen	210.0	82.0	\$1.25	\$21,525
Twiggs	0.0	0.0	\$0.00	\$0
Upson	0.0	0.0	\$0.00	\$0
Ware	600.0	60.0	\$1.25	\$45,000
Wheeler	1,550.0	72.0	\$1.25	\$139,500
Wilcox	120.0	75.0	\$1.25	\$11,250
<b>Oats</b>	<b>10,083</b>			<b>\$964,738</b>

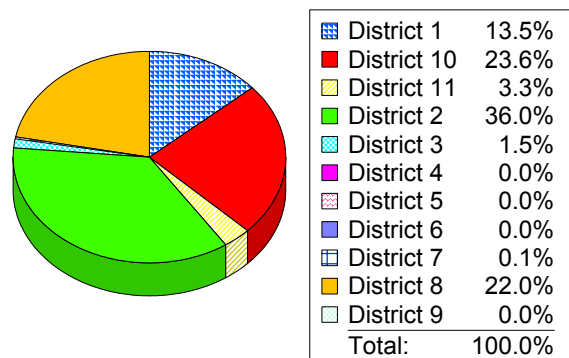
Georgia Total: Miscellaneous Row Crops \$9,439,059

Georgia Total: Oats \$4,378,925

**Farm Gate Value by Congressional District**  
For Miscellaneous Row Crops



**Farm Gate Value by Congressional District**  
For Oats



# Georgia Congressional District 8

## Peanuts - Additional

County	Acres	Yield	Price	Farm Gate Value
Appling	100.0	2,500	\$0.180	\$45,000
Atkinson	871.0	2,000	\$0.180	\$313,560
Bacon	189.0	2,750	\$0.180	\$93,555
Ben Hill	650.0	2,767	\$0.180	\$323,739
Berrien	3,429.0	2,751	\$0.180	\$1,697,972
Bibb	0.0	0	\$0.000	\$0
Bleckley	0.0	0	\$0.000	\$0
Charlton	5.0	2,750	\$0.180	\$2,475
Clinch	0.0	0	\$0.000	\$0
Coffee	501.0	1,541	\$0.180	\$138,967
Crawford	0.0	0	\$0.000	\$0
Dodge	1,200.0	2,850	\$0.180	\$615,600
Dooly	0.0	0	\$0.000	\$0
Echols	0.0	0	\$0.000	\$0
Houston	500.0	2,189	\$0.180	\$197,046
Irwin	2,191.0	3,017	\$0.180	\$1,189,844
Jeff Davis	800.0	2,800	\$0.180	\$403,200
Lamar	0.0	0	\$0.000	\$0
Lanier	198.0	2,455	\$0.180	\$87,496
Monroe	0.0	0	\$0.000	\$0
Montgomery	0.0	0	\$0.000	\$0
Peach	0.0	0	\$0.000	\$0
Pulaski	1,000.0	2,881	\$0.180	\$518,580
Telfair	1,000.0	3,000	\$0.180	\$540,000
Treutlen	0.0	0	\$0.000	\$0
Twiggs	120.0	1,544	\$0.180	\$33,350
Upson	0.0	0	\$0.000	\$0
Ware	0.0	0	\$0.000	\$0
Wheeler	45.0	3,160	\$0.180	\$25,596
Wilcox	3,232.0	2,440	\$0.180	\$1,419,494
<b>Peanuts - Additional</b>	<b>16,031</b>			<b>\$7,645,476</b>

## Peanuts - Quota

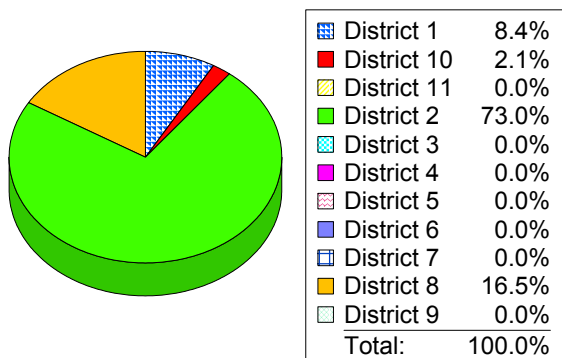
County	Acres	Yield	Price	Farm Gate Value
Appling	125.0	2,500	\$0.305	\$95,313
Atkinson	2,500.0	2,750	\$0.305	\$2,096,875
Bacon	0.0	0	\$0.000	\$0
Ben Hill	5,500.0	2,767	\$0.305	\$4,641,643
Berrien	5,800.0	2,751	\$0.305	\$4,866,519
Bibb	0.0	0	\$0.000	\$0
Bleckley	3,329.0	2,701	\$0.305	\$2,742,447
Charlton	0.0	0	\$0.000	\$0
Clinch	0.0	0	\$0.000	\$0
Coffee	8,432.0	2,754	\$0.305	\$7,082,627
Crawford	38.0	3,509	\$0.305	\$40,669
Dodge	5,800.0	2,850	\$0.305	\$5,041,650
Dooly	17,223.4	2,750	\$0.305	\$14,446,127
Echols	0.0	0	\$0.000	\$0
Houston	3,630.0	2,189	\$0.305	\$2,423,994
Irwin	15,877.0	3,017	\$0.305	\$14,609,777
Jeff Davis	300.0	3,000	\$0.305	\$274,500
Lamar	0.0	0	\$0.000	\$0
Lanier	258.3	2,455	\$0.305	\$193,409
Monroe	0.0	0	\$0.000	\$0
Montgomery	784.0	2,050	\$0.305	\$490,196
Peach	450.0	3,400	\$0.305	\$466,650
Pulaski	10,215.0	2,881	\$0.305	\$8,975,972
Telfair	3,600.0	3,000	\$0.305	\$3,294,000
Treutlen	0.0	0	\$0.000	\$0
Twiggs	820.7	1,544	\$0.305	\$386,484
Upson	0.0	0	\$0.000	\$0
Ware	0.0	0	\$0.000	\$0
Wheeler	773.0	3,279	\$0.305	\$773,073
Wilcox	9,776.0	2,440	\$0.305	\$7,275,299
<b>Peanuts - Quota</b>	<b>95,231</b>			<b>\$80,217,223</b>

Georgia Total: Peanuts - Additional \$46,377,049

Georgia Total: Peanuts - Quota \$353,238,840

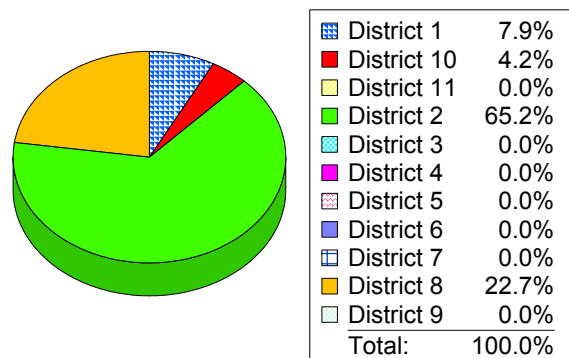
### Farm Gate Value by Congressional District

For Peanuts - Additional



### Farm Gate Value by Congressional District

For Peanuts - Quota



# Georgia Congressional District 8

## Rye

County	Acres	Yield	Farm Gate	
			Price	Value
Appling	300.0	25.0	\$6.00	\$45,000
Atkinson	71.0	26.0	\$6.00	\$11,076
Bacon	172.0	26.0	\$6.00	\$26,832
Ben Hill	750.0	26.0	\$6.00	\$117,000
Berrien	231.8	14.0	\$6.00	\$19,471
Bibb	0.0	0.0	\$0.00	\$0
Bleckley	285.0	30.0	\$6.00	\$51,300
Charlton	0.0	0.0	\$0.00	\$0
Clinch	0.0	0.0	\$0.00	\$0
Coffee	981.0	25.0	\$6.00	\$147,150
Crawford	510.0	27.0	\$6.00	\$82,620
Dodge	500.0	50.0	\$6.00	\$150,000
Dooly	250.0	26.0	\$8.00	\$52,000
Echols	100.0	17.0	\$6.00	\$10,200
Houston	431.0	28.5	\$6.00	\$73,623
Irwin	600.0	26.0	\$6.00	\$93,600
Jeff Davis	375.0	30.0	\$6.00	\$67,500
Lamar	382.0	26.0	\$6.00	\$59,592
Lanier	375.0	40.0	\$6.00	\$90,000
Monroe	0.0	0.0	\$0.00	\$0
Montgomery	185.0	26.0	\$6.00	\$28,860
Peach	730.0	55.0	\$6.00	\$240,900
Pulaski	400.0	50.0	\$6.00	\$120,000
Telfair	2,000.0	25.0	\$6.00	\$300,000
Treutlen	300.0	25.0	\$6.00	\$45,000
Twiggs	10.0	60.0	\$6.00	\$3,600
Upson	0.0	0.0	\$0.00	\$0
Ware	450.0	26.0	\$6.00	\$70,200
Wheeler	2,059.0	26.0	\$6.00	\$321,204
Wilcox	1,700.0	26.0	\$6.00	\$265,200
<b>Rye</b>	<b>14,148</b>			<b>\$2,491,929</b>

## Silage

County	Acres	Yield	Farm Gate	
			Price	Value
Appling	1,000.0	10.0	\$21.00	\$210,000
Atkinson	0.0	0.0	\$0.00	\$0
Bacon	400.0	15.0	\$21.00	\$126,000
Ben Hill	60.0	11.0	\$21.00	\$13,860
Berrien	0.0	0.0	\$0.00	\$0
Bibb	40.0	8.0	\$21.00	\$6,720
Bleckley	0.0	0.0	\$0.00	\$0
Charlton	60.0	15.0	\$21.00	\$18,900
Clinch	0.0	0.0	\$0.00	\$0
Coffee	200.0	15.0	\$21.00	\$63,000
Crawford	0.0	0.0	\$0.00	\$0
Dodge	0.0	0.0	\$0.00	\$0
Dooly	0.0	0.0	\$0.00	\$0
Echols	0.0	0.0	\$0.00	\$0
Houston	900.0	14.0	\$21.00	\$264,600
Irwin	50.0	9.0	\$21.00	\$9,450
Jeff Davis	0.0	0.0	\$0.00	\$0
Lamar	1,490.0	8.5	\$21.00	\$265,965
Lanier	0.0	0.0	\$0.00	\$0
Monroe	821.0	8.0	\$21.00	\$137,928
Montgomery	0.0	0.0	\$0.00	\$0
Peach	600.0	11.0	\$21.00	\$138,600
Pulaski	0.0	0.0	\$0.00	\$0
Telfair	0.0	0.0	\$0.00	\$0
Treutlen	0.0	0.0	\$0.00	\$0
Twiggs	0.0	0.0	\$0.00	\$0
Upson	493.0	12.0	\$21.00	\$124,236
Ware	400.0	13.0	\$21.00	\$109,200
Wheeler	0.0	0.0	\$0.00	\$0
Wilcox	600.0	10.0	\$21.00	\$126,000
<b>Silage</b>	<b>7,114</b>			<b>\$1,614,459</b>

Georgia Total: Rye

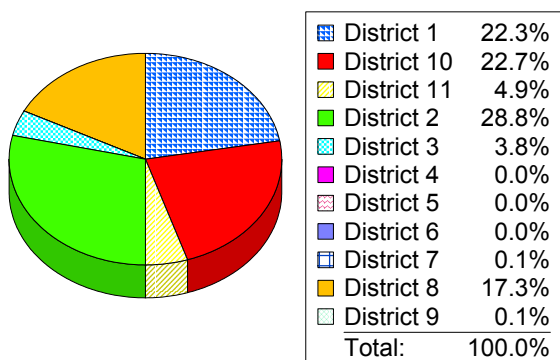
\$14,406,249

Georgia Total: Silage

\$14,849,158

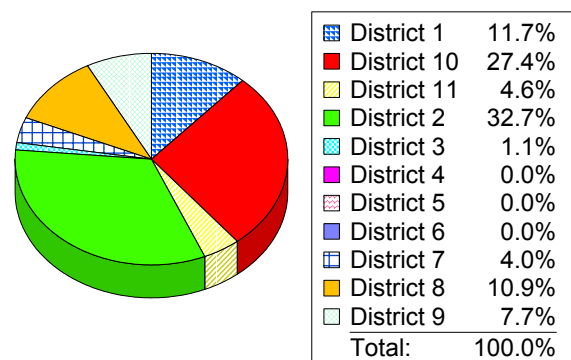
Farm Gate Value by Congressional District

For Rye



Farm Gate Value by Congressional District

For Silage



# Georgia Congressional District 8

## Sorghum

County	Acres	Yield	Farm Gate	
			Price	Value
Appling	200.0	50.0	\$1.90	\$19,000
Atkinson	0.0	0.0	\$0.00	\$0
Bacon	234.0	45.0	\$1.90	\$20,007
Ben Hill	150.0	45.0	\$1.90	\$12,825
Berrien	81.0	50.0	\$1.90	\$7,695
Bibb	40.0	36.0	\$1.90	\$2,736
Bleckley	53.0	50.0	\$1.90	\$5,035
Charlton	0.0	0.0	\$0.00	\$0
Clinch	0.0	0.0	\$0.00	\$0
Coffee	10.0	45.0	\$1.90	\$855
Crawford	0.0	0.0	\$0.00	\$0
Dodge	200.0	40.0	\$1.90	\$15,200
Dooly	415.0	45.0	\$1.90	\$35,483
Echols	0.0	0.0	\$0.00	\$0
Houston	1,017.9	40.0	\$1.90	\$77,360
Irwin	260.0	45.0	\$1.90	\$22,230
Jeff Davis	0.0	0.0	\$0.00	\$0
Lamar	300.0	45.0	\$1.90	\$25,650
Lanier	250.0	51.0	\$1.90	\$24,225
Monroe	0.0	0.0	\$0.00	\$0
Montgomery	133.0	40.0	\$1.90	\$10,108
Peach	285.0	35.0	\$1.90	\$18,953
Pulaski	678.0	35.0	\$1.90	\$45,087
Telfair	300.0	50.0	\$1.90	\$28,500
Treutlen	84.0	38.0	\$1.90	\$6,065
Twiggs	20.0	40.0	\$1.90	\$1,520
Upson	0.0	0.0	\$0.00	\$0
Ware	58.0	40.0	\$1.90	\$4,408
Wheeler	151.0	41.0	\$1.90	\$11,763
Wilcox	900.0	50.0	\$1.90	\$85,500
<b>Sorghum</b>	<b>5,820</b>			<b>\$480,204</b>

## Soybeans

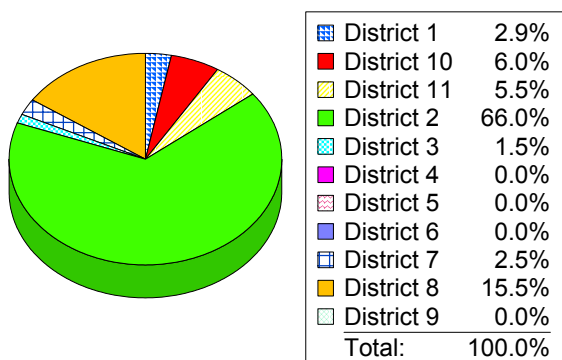
County	Acres	Yield	Farm Gate	
			Price	Value
Appling	3,000.0	29.0	\$5.30	\$461,100
Atkinson	993.0	24.0	\$5.30	\$126,310
Bacon	1,178.0	24.0	\$5.30	\$149,842
Ben Hill	325.0	28.0	\$5.30	\$48,230
Berrien	2,594.0	30.0	\$5.30	\$412,446
Bibb	100.0	20.0	\$5.30	\$10,600
Bleckley	1,861.0	25.0	\$5.30	\$246,583
Charlton	0.0	0.0	\$0.00	\$0
Clinch	115.0	21.0	\$5.30	\$12,800
Coffee	1,644.0	21.0	\$5.30	\$182,977
Crawford	0.0	0.0	\$0.00	\$0
Dodge	650.0	25.0	\$5.30	\$86,125
Dooly	3,463.0	24.0	\$5.30	\$440,494
Echols	0.0	0.0	\$0.00	\$0
Houston	5,181.7	23.0	\$5.30	\$631,649
Irwin	1,000.0	38.0	\$5.30	\$201,400
Jeff Davis	450.0	17.0	\$5.30	\$40,545
Lamar	236.0	30.0	\$5.30	\$37,524
Lanier	251.0	21.0	\$5.30	\$27,936
Monroe	76.0	20.0	\$5.30	\$8,056
Montgomery	1,350.0	15.0	\$5.30	\$107,325
Peach	1,300.0	20.0	\$5.30	\$137,800
Pulaski	1,913.0	20.0	\$5.30	\$202,778
Telfair	1,750.0	28.0	\$5.30	\$259,700
Treutlen	215.0	14.0	\$5.30	\$15,953
Twiggs	664.3	12.0	\$5.30	\$42,249
Upson	0.0	0.0	\$0.00	\$0
Ware	3,500.0	26.0	\$5.30	\$482,300
Wheeler	590.0	38.0	\$5.30	\$118,826
Wilcox	222.0	15.0	\$5.30	\$17,649
<b>Soybeans</b>	<b>34,622</b>			<b>\$4,509,196</b>

Georgia Total: Sorghum \$3,093,190

Georgia Total: Soybeans \$22,945,319

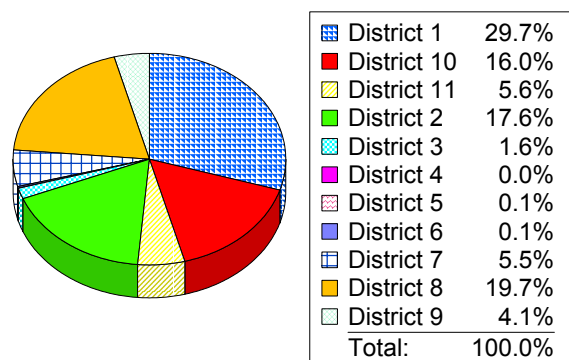
Farm Gate Value by Congressional District

For Sorghum



Farm Gate Value by Congressional District

For Soybeans





# Georgia Congressional District 8

## Straw

County	Acres	Yield	Price	Farm Gate Value
Appling	100.0	80.0	\$2.00	\$16,000
Atkinson	0.0	0.0	\$0.00	\$0
Bacon	100.0	75.0	\$3.00	\$22,500
Ben Hill	300.0	65.0	\$2.00	\$39,000
Berrien	0.0	0.0	\$0.00	\$0
Bibb	25.0	80.0	\$2.00	\$4,000
Bleckley	500.0	4.0	\$2.00	\$4,000
Charlton	0.0	0.0	\$0.00	\$0
Clinch	0.0	0.0	\$0.00	\$0
Coffee	1,513.0	75.0	\$2.00	\$226,950
Crawford	1,600.0	175.0	\$2.25	\$630,000
Dodge	0.0	0.0	\$0.00	\$0
Dooly	700.0	85.0	\$2.00	\$119,000
Echols	0.0	0.0	\$0.00	\$0
Houston	4,840.0	75.0	\$3.00	\$1,089,000
Irwin	120.0	75.0	\$2.00	\$18,000
Jeff Davis	0.0	0.0	\$0.00	\$0
Lamar	2,300.0	75.0	\$2.00	\$345,000
Lanier	0.0	0.0	\$0.00	\$0
Monroe	300.0	70.0	\$2.00	\$42,000
Montgomery	500.0	75.0	\$2.00	\$75,000
Peach	1.0	0,000.0	\$2.00	\$200,000
Pulaski	2,700.0	3.0	\$2.00	\$16,200
Telfair	1,500.0	80.0	\$3.00	\$360,000
Treutlen	300.0	50.0	\$2.00	\$30,000
Twiggs	25.0	50.0	\$2.00	\$2,500
Upson	234.0	40.0	\$2.00	\$18,720
Ware	0.0	0.0	\$0.00	\$0
Wheeler	3,300.0	86.0	\$2.00	\$567,600
Wilcox	1,600.0	85.0	\$2.00	\$272,000
<b>Straw</b>	<b>22,558</b>			<b>\$4,097,470</b>

## Tobacco

County	Acres	Yield	Price	Farm Gate Value
Appling	1,220.0	2,230	\$1.70	\$4,625,020
Atkinson	630.0	2,230	\$1.70	\$2,388,330
Bacon	1,205.0	2,230	\$1.70	\$4,568,155
Ben Hill	452.0	2,350	\$1.70	\$1,805,740
Berrien	1,771.0	2,143	\$1.70	\$6,451,930
Bibb	0.0	0	\$0.00	\$0
Bleckley	0.0	0	\$0.00	\$0
Charlton	65.5	2,230	\$1.70	\$248,462
Clinch	84.0	2,200	\$1.70	\$314,160
Coffee	2,166.0	2,365	\$1.70	\$8,708,403
Crawford	0.0	0	\$0.00	\$0
Dodge	150.0	2,400	\$1.70	\$612,000
Dooly	0.0	0	\$0.00	\$0
Echols	400.0	2,600	\$1.70	\$1,768,000
Houston	0.0	0	\$0.00	\$0
Irwin	960.0	2,900	\$1.70	\$4,732,800
Jeff Davis	940.0	2,400	\$1.70	\$3,835,200
Lamar	0.0	0	\$0.00	\$0
Lanier	562.3	2,231	\$1.70	\$2,132,446
Monroe	0.0	0	\$0.00	\$0
Montgomery	475.0	2,250	\$1.70	\$1,816,875
Peach	0.0	0	\$0.00	\$0
Pulaski	0.0	0	\$0.00	\$0
Telfair	300.0	2,000	\$1.70	\$1,020,000
Treutlen	285.0	2,150	\$1.70	\$1,041,675
Twiggs	0.0	0	\$0.00	\$0
Upson	0.0	0	\$0.00	\$0
Ware	696.0	2,300	\$1.70	\$2,721,360
Wheeler	235.0	1,033	\$1.70	\$412,684
Wilcox	75.0	2,200	\$1.70	\$280,500
<b>Tobacco</b>	<b>12,672</b>			<b>\$49,483,739</b>

Georgia Total: Straw

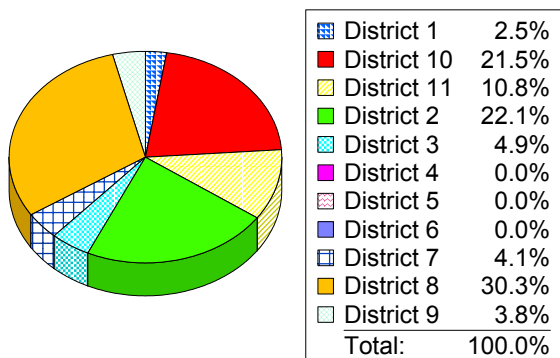
\$13,507,534

Georgia Total: Tobacco

\$120,363,272

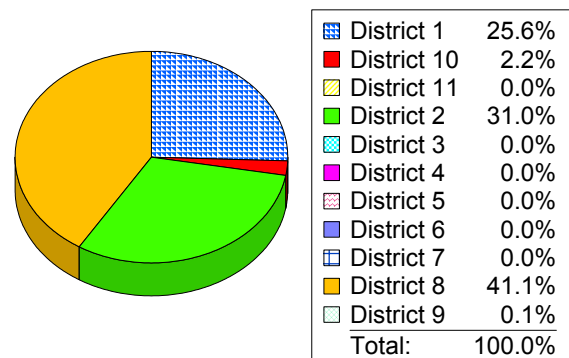
Farm Gate Value by Congressional District

For Straw



Farm Gate Value by Congressional District

For Tobacco





# Georgia Congressional District 8

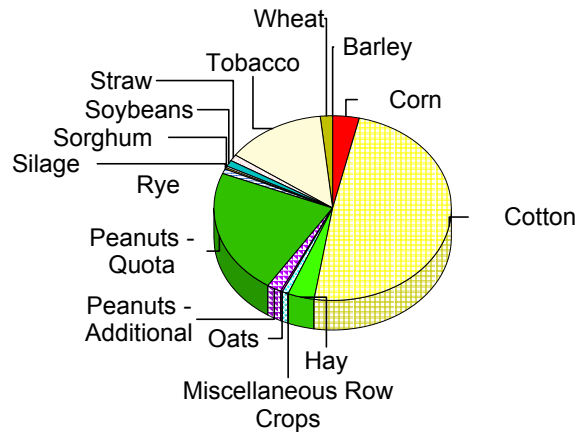
## Wheat

District 8 Total  
Row and Forage Crops

\$365,511,421

County	Acres	Yield	Price	Farm Gate Value
Appling	200.0	50.0	\$2.70	\$27,000
Atkinson	205.0	54.0	\$2.70	\$29,889
Bacon	400.0	54.0	\$2.70	\$58,320
Ben Hill	750.0	50.0	\$2.70	\$101,250
Berrien	1,398.0	42.0	\$2.70	\$158,533
Bibb	300.0	60.0	\$2.70	\$48,600
Bleckley	2,170.0	60.0	\$2.70	\$351,540
Charlton	0.0	0.0	\$0.00	\$0
Clinch	6.0	40.0	\$2.70	\$648
Coffee	2,236.0	48.0	\$2.70	\$289,786
Crawford	776.0	56.0	\$2.70	\$117,331
Dodge	900.0	55.0	\$2.70	\$133,650
Dooly	5,071.0	65.0	\$2.70	\$889,961
Echols	0.0	0.0	\$0.00	\$0
Houston	7,260.9	59.0	\$2.70	\$1,156,661
Irwin	600.0	55.0	\$2.70	\$89,100
Jeff Davis	200.0	25.0	\$2.70	\$13,500
Lamar	1,715.0	65.0	\$2.70	\$300,983
Lanier	350.0	50.0	\$2.70	\$47,250
Monroe	531.0	50.0	\$2.70	\$71,685
Montgomery	533.0	45.0	\$2.70	\$64,760
Peach	2,350.0	70.0	\$2.70	\$444,150
Pulaski	5,270.0	65.0	\$2.70	\$924,885
Telfair	1,000.0	50.0	\$2.70	\$135,000
Treutlen	200.0	42.0	\$2.70	\$22,680
Twiggs	650.5	65.0	\$2.70	\$114,163
Upson	234.0	35.0	\$2.70	\$22,113
Ware	2,000.0	45.0	\$2.70	\$243,000
Wheeler	536.0	54.0	\$2.70	\$78,149
Wilcox	1,300.0	58.0	\$2.70	\$203,580
<b>Wheat</b>	<b>39,142</b>			<b>\$6,138,165</b>

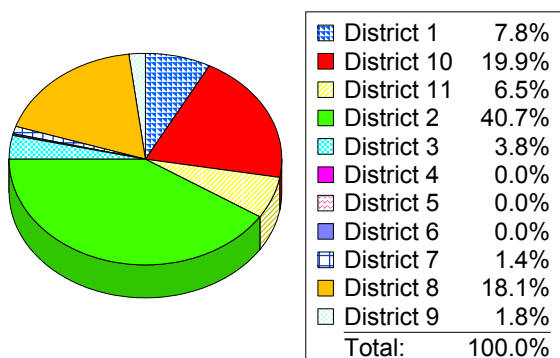
## District Farm Gate Value For Row and Forage Crops



Barley	0.0%
Corn	3.6%
Cotton	49.0%
Hay	3.5%
Miscellaneous Row Crops	0.8%
Oats	0.3%
Peanuts - Additional	2.1%
Peanuts - Quota	21.9%
Rye	0.7%
Silage	0.4%
Sorghum	0.1%
Soybeans	1.2%
Straw	1.1%
Tobacco	13.5%
Wheat	1.7%
<b>Total:</b>	<b>100.0%</b>

Georgia Total: Wheat \$33,976,120

## Farm Gate Value by Congressional District For Wheat



# Georgia Congressional District 8

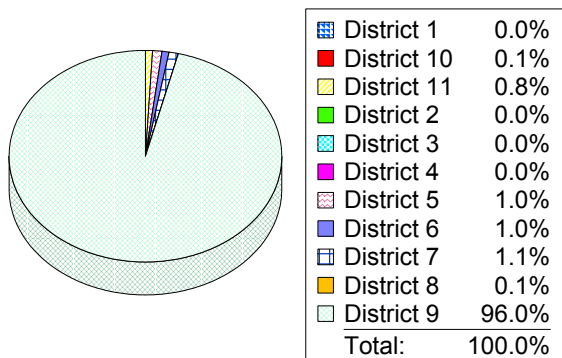
## Fruits and Nuts

### Apples

County	Acres	Yield	Price	Farm Gate Value
Appling	0.0	0.0	\$14.00	\$0
Atkinson	0.0	0.0	\$14.00	\$0
Bacon	0.0	0.0	\$14.00	\$0
Ben Hill	0.0	0.0	\$14.00	\$0
Berrien	0.0	0.0	\$14.00	\$0
Bibb	0.0	0.0	\$14.00	\$0
Bleckley	0.0	0.0	\$14.00	\$0
Charlton	0.0	0.0	\$14.00	\$0
Clinch	0.0	0.0	\$14.00	\$0
Coffee	0.0	0.0	\$14.00	\$0
Crawford	0.0	0.0	\$14.00	\$0
Dodge	0.0	0.0	\$14.00	\$0
Dooley	0.0	0.0	\$14.00	\$0
Echols	0.0	0.0	\$14.00	\$0
Houston	0.0	0.0	\$14.00	\$0
Irwin	0.0	0.0	\$14.00	\$0
Jeff Davis	0.0	0.0	\$14.00	\$0
Lamar	0.0	0.0	\$14.00	\$0
Lanier	0.0	0.0	\$14.00	\$0
Monroe	0.0	0.0	\$14.00	\$0
Montgomery	0.0	0.0	\$14.00	\$0
Peach	0.0	0.0	\$14.00	\$0
Pulaski	0.0	0.0	\$14.00	\$0
Telfair	0.0	0.0	\$14.00	\$0
Treutlen	0.0	0.0	\$14.00	\$0
Twiggs	0.0	0.0	\$14.00	\$0
Upson	0.0	0.0	\$14.00	\$0
Ware	0.0	0.0	\$14.00	\$0
Wheeler	0.0	0.0	\$14.00	\$0
Wilcox	4.0	150.0	\$14.00	\$8,400
<b>Apples</b>	<b>4</b>			<b>\$8,400</b>

Georgia Total: Apples \$6,933,102

Farm Gate Value by Congressional District For Apples

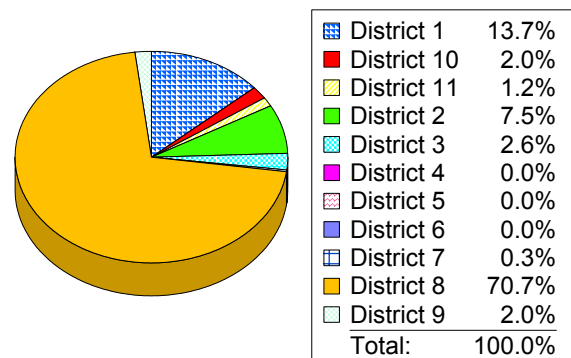


### Blueberries - Fresh

County	Acres	Yield	Price	Farm Gate Value
Appling	575.0	4,500	\$1.25	\$3,234,375
Atkinson	23.0	2,500	\$1.25	\$71,875
Bacon	675.0	5,000	\$1.25	\$4,218,750
Ben Hill	0.0	0	\$0.00	\$0
Berrien	3.0	3,000	\$1.25	\$11,250
Bibb	1.0	300	\$1.25	\$375
Bleckley	0.0	0	\$0.00	\$0
Charlton	0.0	0	\$0.00	\$0
Clinch	225.0	6,000	\$1.25	\$1,687,500
Coffee	48.0	4,400	\$1.25	\$264,000
Crawford	0.0	0	\$0.00	\$0
Dodge	0.0	0	\$0.00	\$0
Dooley	4.0	2,500	\$1.25	\$12,500
Echols	0.0	0	\$0.00	\$0
Houston	0.0	0	\$0.00	\$0
Irwin	0.0	0	\$0.00	\$0
Jeff Davis	50.0	2,500	\$1.25	\$156,250
Lamar	12.0	2,000	\$1.25	\$30,000
Lanier	5.0	750	\$1.25	\$4,688
Monroe	0.0	0	\$0.00	\$0
Montgomery	0.0	0	\$0.00	\$0
Peach	0.0	0	\$0.00	\$0
Pulaski	0.0	0	\$0.00	\$0
Telfair	0.0	0	\$0.00	\$0
Treutlen	0.0	0	\$0.00	\$0
Twiggs	0.0	0	\$0.00	\$0
Upson	0.0	0	\$0.00	\$0
Ware	160.0	2,500	\$1.25	\$500,000
Wheeler	13.0	2,500	\$1.25	\$40,625
Wilcox	0.0	0	\$0.00	\$0
<b>Blueberries - Fresh</b>	<b>1,794</b>			<b>\$10,232,188</b>

Georgia Total: Blueberries - Fresh \$14,474,504

Farm Gate Value by Congressional District For Blueberries - Fresh



# Georgia Congressional District 8

## Blueberries - Frozen

County	Acres	Yield	Price	Farm Gate Value
Appling	0.0	0	\$0.00	\$0
Atkinson	0.0	0	\$0.00	\$0
Bacon	825.0	5,000	\$0.60	\$2,475,000
Ben Hill	0.0	0	\$0.00	\$0
Berrien	8.0	4,000	\$0.60	\$19,200
Bibb	0.0	0	\$0.00	\$0
Bleckley	0.0	0	\$0.00	\$0
Charlton	0.0	0	\$0.00	\$0
Clinch	600.0	8,000	\$0.60	\$2,880,000
Coffee	0.0	0	\$0.00	\$0
Crawford	0.0	0	\$0.00	\$0
Dodge	0.0	0	\$0.00	\$0
Dooly	0.0	0	\$0.00	\$0
Echols	0.0	0	\$0.00	\$0
Houston	0.0	0	\$0.00	\$0
Irwin	0.0	0	\$0.00	\$0
Jeff Davis	0.0	0	\$0.00	\$0
Lamar	0.0	0	\$0.00	\$0
Lanier	5.0	1,750	\$0.60	\$5,250
Monroe	0.0	0	\$0.00	\$0
Montgomery	0.0	0	\$0.00	\$0
Peach	0.0	0	\$0.00	\$0
Pulaski	0.0	0	\$0.00	\$0
Telfair	0.0	0	\$0.00	\$0
Treutlen	0.0	0	\$0.00	\$0
Twiggs	0.0	0	\$0.00	\$0
Upson	0.0	0	\$0.00	\$0
Ware	300.0	4,000	\$0.60	\$720,000
Wheeler	0.0	0	\$0.00	\$0
Wilcox	0.0	0	\$0.00	\$0

Blueberries - 1,738  
Frozen

\$6,099,450

## Grapes

County	Acres	Yield	Price	Farm Gate Value
Appling	5.0	5,500	\$0.78	\$21,313
Atkinson	0.0	0	\$0.00	\$0
Bacon	0.0	0	\$0.00	\$0
Ben Hill	0.0	0	\$0.00	\$0
Berrien	85.0	11,000	\$0.78	\$724,625
Bibb	0.0	0	\$0.00	\$0
Bleckley	0.0	0	\$0.00	\$0
Charlton	3.0	5,500	\$0.78	\$12,788
Clinch	0.0	0	\$0.00	\$0
Coffee	0.0	0	\$0.00	\$0
Crawford	7.0	4,940	\$0.78	\$26,800
Dodge	0.0	0	\$0.00	\$0
Dooly	0.0	0	\$0.00	\$0
Echols	0.0	0	\$0.00	\$0
Houston	0.0	0	\$0.00	\$0
Irwin	450.0	5,500	\$0.78	\$1,918,125
Jeff Davis	0.0	0	\$0.00	\$0
Lamar	7.0	5,800	\$0.78	\$31,465
Lanier	0.0	0	\$0.00	\$0
Monroe	10.0	5,100	\$0.78	\$39,525
Montgomery	0.0	0	\$0.00	\$0
Peach	0.0	0	\$0.00	\$0
Pulaski	0.0	0	\$0.00	\$0
Telfair	0.0	0	\$0.00	\$0
Treutlen	0.0	0	\$0.00	\$0
Twiggs	2.0	500	\$0.78	\$775
Upson	0.0	0	\$0.00	\$0
Ware	0.0	0	\$0.00	\$0
Wheeler	0.0	0	\$0.00	\$0
Wilcox	0.0	0	\$0.00	\$0

Grapes 569

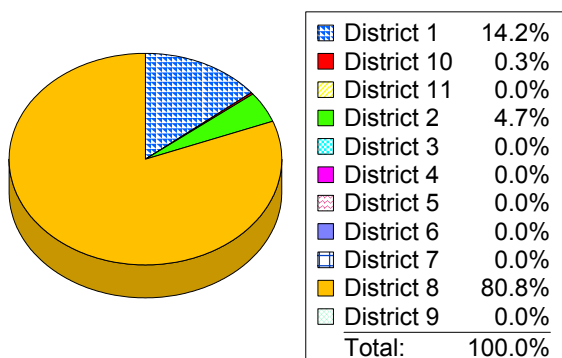
\$2,775,415

Georgia Total: Blueberries - \$7,549,540  
Frozen

Georgia Total: Grapes \$6,902,468

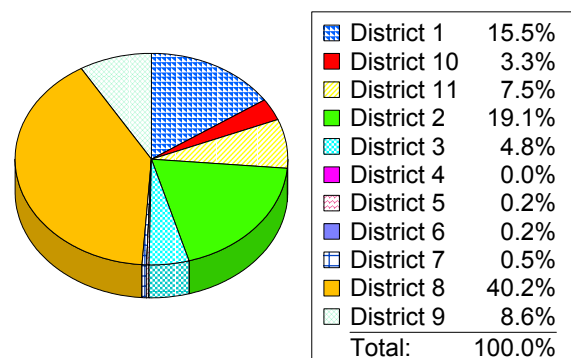
### Farm Gate Value by Congressional District

For Blueberries - Frozen



### Farm Gate Value by Congressional District

For Grapes



# Georgia Congressional District 8

## Miscellaneous Fruit and Nut

County	Farm Gate Value
Appling	\$0
Atkinson	\$0
Bacon	\$0
Ben Hill	\$95,000
Berrien	\$19,700
Bibb	\$0
Bleckley	\$0
Charlton	\$0
Clinch	\$0
Coffee	\$0
Crawford	\$7,000
Dodge	\$0
Dooly	\$0
Echols	\$0
Houston	\$0
Irwin	\$75,000
Jeff Davis	\$0
Lamar	\$0
Lanier	\$0
Monroe	\$0
Montgomery	\$0
Peach	\$0
Pulaski	\$0
Telfair	\$0
Treutlen	\$0
Twiggs	\$0
Upson	\$0
Ware	\$0
Wheeler	\$0
Wilcox	\$2,000
<b>Miscellaneous Fruits/Nuts</b>	<b>\$198,700</b>

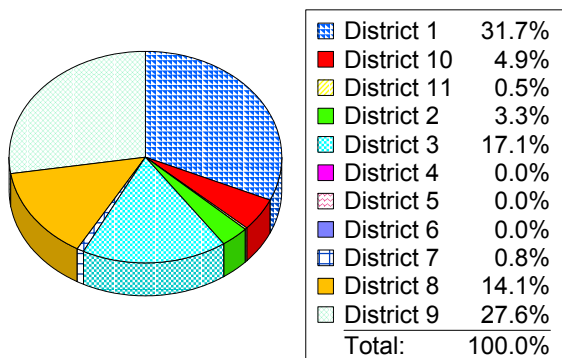
## Peaches

County	Acres	Yield	Price	Farm Gate Value
Appling	0.0	0	\$0.00	\$0
Atkinson	2.0	6,100	\$0.33	\$4,026
Bacon	0.0	0	\$0.00	\$0
Ben Hill	0.0	0	\$0.00	\$0
Berrien	0.5	5,800	\$0.33	\$957
Bibb	4.0	6,000	\$0.33	\$7,920
Bleckley	358.0	600	\$0.33	\$70,884
Charlton	0.0	0	\$0.00	\$0
Clinch	0.0	0	\$0.00	\$0
Coffee	0.0	0	\$0.00	\$0
Crawford	1,980.0	9,500	\$0.33	\$6,207,300
Dodge	65.0	6,500	\$0.33	\$139,425
Dooly	20.0	6,000	\$0.33	\$39,600
Echols	0.0	0	\$0.00	\$0
Houston	154.7	5,795	\$0.33	\$295,841
Irwin	20.0	5,500	\$0.33	\$36,300
Jeff Davis	0.0	0	\$0.00	\$0
Lamar	0.0	0	\$0.00	\$0
Lanier	0.0	0	\$0.00	\$0
Monroe	196.0	6,000	\$0.33	\$388,080
Montgomery	0.0	0	\$0.00	\$0
Peach	6,000.0	9,500	\$0.33	\$18,810,000
Pulaski	0.0	0	\$0.00	\$0
Telfair	0.0	0	\$0.00	\$0
Treutlen	0.0	0	\$0.00	\$0
Twiggs	0.0	0	\$0.00	\$0
Upson	16.0	6,100	\$0.33	\$32,208
Ware	0.0	0	\$0.00	\$0
Wheeler	0.0	0	\$0.00	\$0
Wilcox	0.0	0	\$0.00	\$0
<b>Peaches</b>	<b>8,816</b>			<b>\$26,032,541</b>

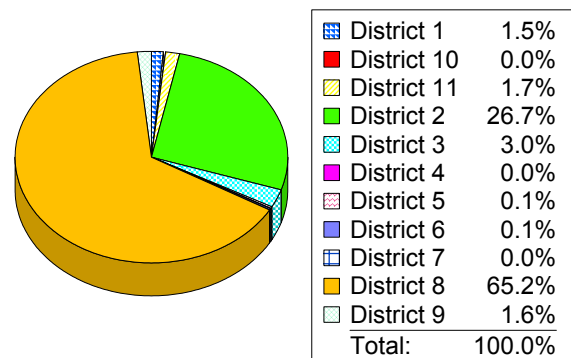
Georgia Total: Miscellaneous Fruit and Nut \$1,407,245

Georgia Total: Peaches \$39,922,063

**Farm Gate Value by Congressional District**  
For Miscellaneous Fruit and Nut



**Farm Gate Value by Congressional District**  
For Peaches



# Georgia Congressional District 8

## Pecans

County	Acres	Yield	Farm Gate	
			Price	Value
Appling	300.0	1,000	\$1.30	\$390,000
Atkinson	215.0	600	\$1.30	\$167,700
Bacon	100.0	700	\$1.30	\$91,000
Ben Hill	2,000.0	750	\$1.30	\$1,950,000
Berrien	2,262.0	645	\$1.30	\$1,896,687
Bibb	425.0	700	\$1.30	\$386,750
Bleckley	399.0	700	\$1.30	\$363,090
Charlton	85.0	500	\$1.30	\$55,250
Clinch	95.0	1,250	\$1.30	\$154,375
Coffee	140.0	1,200	\$1.30	\$218,400
Crawford	1,520.0	700	\$1.30	\$1,383,200
Dodge	800.0	650	\$1.30	\$676,000
Dooly	2,526.0	800	\$1.30	\$2,627,040
Echols	0.0	0	\$0.00	\$0
Houston	3,185.3	528	\$1.30	\$2,186,390
Irwin	941.0	520	\$1.30	\$636,116
Jeff Davis	35.0	1,000	\$1.30	\$45,500
Lamar	368.0	475	\$1.30	\$227,240
Lanier	1,650.0	1,206	\$1.30	\$2,586,870
Monroe	0.0	0	\$0.00	\$0
Montgomery	750.0	800	\$1.30	\$780,000
Peach	6,800.0	700	\$1.30	\$6,188,000
Pulaski	1,200.0	800	\$1.30	\$1,248,000
Telfair	500.0	300	\$1.30	\$195,000
Treutlen	80.0	690	\$1.30	\$71,760
Twiggs	300.0	600	\$1.30	\$234,000
Upson	100.0	300	\$1.30	\$39,000
Ware	1,700.0	650	\$1.30	\$1,436,500
Wheeler	390.0	880	\$1.30	\$446,160
Wilcox	1,600.0	500	\$1.30	\$1,040,000
<b>Pecans</b>	<b>30,466</b>			<b>\$27,720,028</b>

## Strawberries

County	Acres	Yield	Farm Gate	
			Price	Value
Appling	7.0	30,000	\$1.25	\$262,500
Atkinson	0.0	0	\$0.00	\$0
Bacon	0.0	0	\$0.00	\$0
Ben Hill	0.0	0	\$0.00	\$0
Berrien	3.5	22,000	\$1.25	\$96,250
Bibb	4.0	16,000	\$1.25	\$80,000
Bleckley	0.0	0	\$0.00	\$0
Charlton	0.0	0	\$0.00	\$0
Clinch	0.7	18,570	\$1.25	\$15,320
Coffee	1.5	4,000	\$1.25	\$7,500
Crawford	0.0	0	\$0.00	\$0
Dodge	4.0	20,000	\$1.25	\$100,000
Dooly	0.0	0	\$0.00	\$0
Echols	0.0	0	\$0.00	\$0
Houston	0.0	0	\$0.00	\$0
Irwin	1.0	20,000	\$1.25	\$25,000
Jeff Davis	0.0	0	\$0.00	\$0
Lamar	3.0	8,000	\$1.25	\$30,000
Lanier	0.0	0	\$0.00	\$0
Monroe	0.0	0	\$0.00	\$0
Montgomery	0.0	0	\$0.00	\$0
Peach	4.0	20,000	\$1.25	\$100,000
Pulaski	0.0	0	\$0.00	\$0
Telfair	0.0	0	\$0.00	\$0
Treutlen	0.0	0	\$0.00	\$0
Twiggs	0.0	0	\$0.00	\$0
Upson	0.0	0	\$0.00	\$0
Ware	0.0	0	\$0.00	\$0
Wheeler	0.0	0	\$0.00	\$0
Wilcox	26.0	23,000	\$1.25	\$747,500
<b>Strawberries</b>	<b>55</b>			<b>\$1,464,070</b>

Georgia Total: Pecans

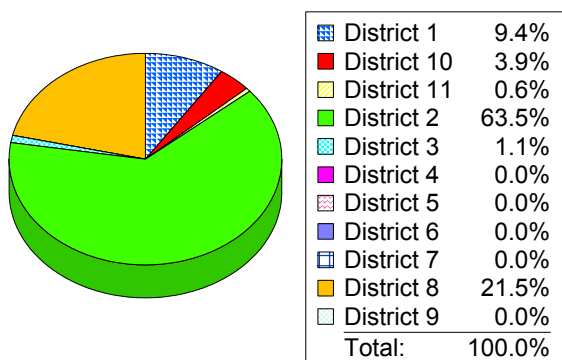
\$129,204,166

Georgia Total: Strawberries

\$3,797,133

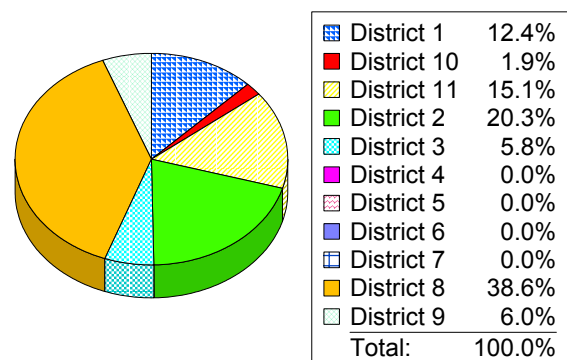
Farm Gate Value by Congressional District

For Pecans



Farm Gate Value by Congressional District

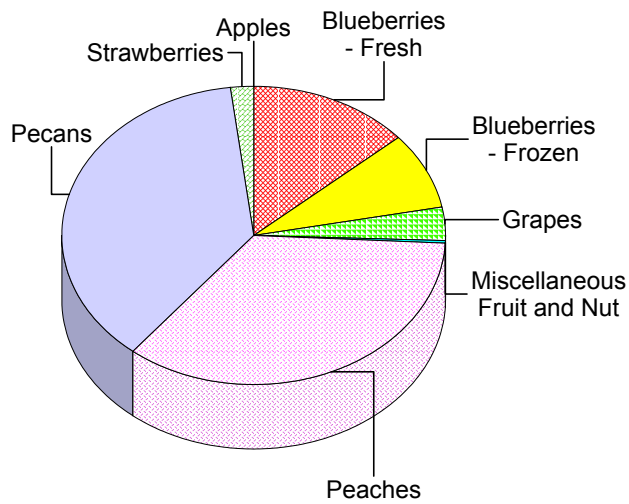
For Strawberries



# Georgia Congressional District 8

District 8      Total      \$74,530,791  
Fruits and Nuts

## District Farm Gate Value For Fruits and Nuts



Apples	0.0%
Blueberries - Fresh	13.7%
Blueberries - Frozen	8.2%
Grapes	3.7%
Miscellaneous Fruit and Nut	0.3%
Peaches	34.9%
Pecans	37.2%
Strawberries	2.0%
Total:	100.0%

# Georgia Congressional District 8

## Banana Peppers

County	Acres	Farm Gate Value
Appling	0.0	\$0
Atkinson	0.0	\$0
Bacon	0.0	\$0
Ben Hill	0.0	\$0
Berrien	0.0	\$0
Bibb	0.0	\$0
Bleckley	0.0	\$0
Charlton	0.0	\$0
Clinch	0.0	\$0
Coffee	6.0	\$70,000
Crawford	0.0	\$0
Dodge	0.0	\$0
Dooly	0.0	\$0
Echols	0.0	\$0
Houston	0.0	\$0
Irwin	0.0	\$0
Jeff Davis	0.0	\$0
Lamar	0.0	\$0
Lanier	0.0	\$0
Monroe	0.0	\$0
Montgomery	0.0	\$0
Peach	0.0	\$0
Pulaski	0.0	\$0
Telfair	0.0	\$0
Treutlen	0.0	\$0
Twiggs	0.0	\$0
Upson	0.0	\$0
Ware	80.0	\$760,000
Wheeler	0.0	\$0
Wilcox	0.0	\$0
<b>Banana Peppers</b>	<b>86</b>	<b>\$830,000</b>

## Bell Peppers

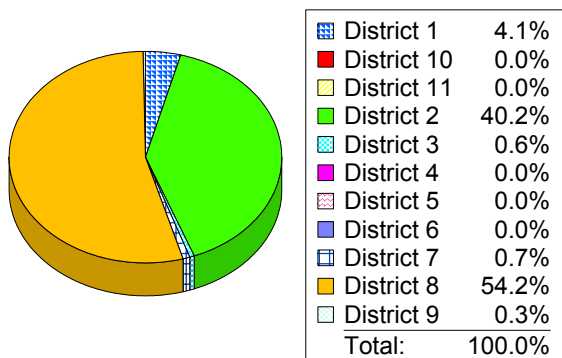
County	Acres	Farm Gate Value
Appling	0.0	\$0
Atkinson	74.0	\$308,820
Bacon	10.0	\$28,000
Ben Hill	0.0	\$0
Berrien	135.0	\$541,485
Bibb	0.0	\$0
Bleckley	0.0	\$0
Charlton	0.0	\$0
Clinch	34.0	\$198,600
Coffee	140.0	\$708,000
Crawford	1.0	\$1,400
Dodge	25.0	\$50,000
Dooly	0.0	\$0
Echols	950.0	\$10,183,500
Houston	0.0	\$0
Irwin	0.0	\$0
Jeff Davis	4.8	\$3,226
Lamar	0.0	\$0
Lanier	10.0	\$28,000
Monroe	0.0	\$0
Montgomery	0.0	\$0
Peach	0.0	\$0
Pulaski	0.0	\$0
Telfair	5.0	\$19,000
Treutlen	25.0	\$118,750
Twiggs	5.0	\$12,250
Upson	0.0	\$0
Ware	500.0	\$3,232,500
Wheeler	0.0	\$0
Wilcox	30.0	\$128,250
<b>Bell Peppers</b>	<b>1,949</b>	<b>\$15,561,781</b>

Georgia Total: Banana Peppers \$1,532,400

Georgia Total: Bell Peppers \$49,555,238

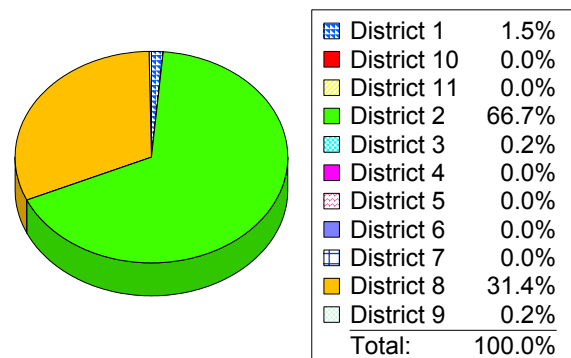
### Farm Gate Value by Congressional District

For Banana Peppers



### Farm Gate Value by Congressional District

For Bell Peppers





# Georgia Congressional District 8

## Broccoli

County	Acres	Farm Gate Value
Appling	0.0	\$0
Atkinson	0.0	\$0
Bacon	0.0	\$0
Ben Hill	0.0	\$0
Berrien	0.0	\$0
Bibb	0.0	\$0
Bleckley	0.0	\$0
Charlton	0.0	\$0
Clinch	0.0	\$0
Coffee	0.0	\$0
Crawford	0.0	\$0
Dodge	0.0	\$0
Dooly	0.0	\$0
Echols	0.0	\$0
Houston	0.0	\$0
Irwin	0.0	\$0
Jeff Davis	0.0	\$0
Lamar	0.0	\$0
Lanier	0.0	\$0
Monroe	0.0	\$0
Montgomery	0.0	\$0
Peach	0.0	\$0
Pulaski	0.0	\$0
Telfair	0.0	\$0
Treutlen	0.0	\$0
Twiggs	0.0	\$0
Upson	0.0	\$0
Ware	0.0	\$0
Wheeler	0.0	\$0
Wilcox	0.0	\$0
<b>Broccoli</b>	<b>0</b>	<b>\$0</b>

## Cabbage

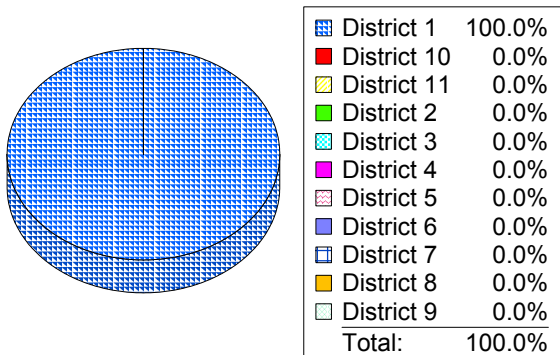
County	Acres	Farm Gate Value
Appling	10.0	\$4,600
Atkinson	248.0	\$684,480
Bacon	20.0	\$36,800
Ben Hill	0.0	\$0
Berrien	2.0	\$5,980
Bibb	0.0	\$0
Bleckley	0.0	\$0
Charlton	0.0	\$0
Clinch	0.0	\$0
Coffee	40.0	\$83,950
Crawford	0.0	\$0
Dodge	0.0	\$0
Dooly	0.0	\$0
Echols	60.0	\$193,200
Houston	0.0	\$0
Irwin	0.0	\$0
Jeff Davis	0.0	\$0
Lamar	0.0	\$0
Lanier	0.0	\$0
Monroe	0.0	\$0
Montgomery	0.0	\$0
Peach	0.0	\$0
Pulaski	0.0	\$0
Telfair	250.0	\$609,500
Treutlen	0.0	\$0
Twiggs	0.0	\$0
Upson	0.0	\$0
Ware	180.0	\$460,000
Wheeler	0.0	\$0
Wilcox	0.0	\$0
<b>Cabbage</b>	<b>810</b>	<b>\$2,078,510</b>

Georgia Total: Broccoli \$5,600

Georgia Total: Cabbage \$29,976,593

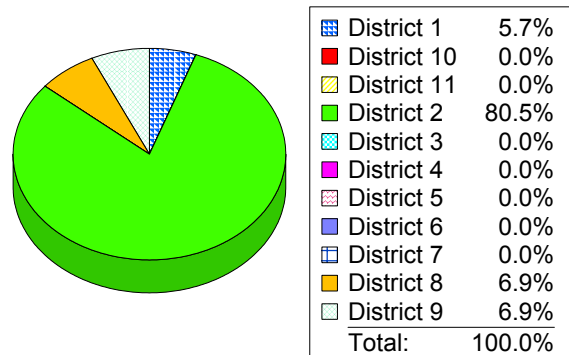
**Farm Gate Value by Congressional District**

For Broccoli



**Farm Gate Value by Congressional District**

For Cabbage



# Georgia Congressional District 8

## Cantaloupe

County	Acres	Farm Gate Value
Appling	0.0	\$0
Atkinson	0.0	\$0
Bacon	10.0	\$12,000
Ben Hill	40.0	\$76,800
Berrien	60.0	\$94,320
Bibb	0.0	\$0
Bleckley	0.0	\$0
Charlton	0.0	\$0
Clinch	0.0	\$0
Coffee	12.0	\$11,400
Crawford	2.0	\$1,680
Dodge	50.0	\$150,000
Dooley	200.0	\$600,000
Echols	109.0	\$316,200
Houston	0.0	\$0
Irwin	40.0	\$108,000
Jeff Davis	0.0	\$0
Lamar	5.0	\$4,800
Lanier	5.0	\$6,000
Monroe	0.0	\$0
Montgomery	0.0	\$0
Peach	4.0	\$3,840
Pulaski	205.0	\$543,000
Telfair	0.0	\$0
Treutlen	0.0	\$0
Twiggs	0.0	\$0
Upson	0.0	\$0
Ware	0.0	\$0
Wheeler	61.0	\$146,400
Wilcox	1,800.0	\$5,430,000
<b>Cantaloupe</b>	<b>2,603</b>	<b>\$7,504,440</b>

## Carrots

County	Acres	Farm Gate Value
Appling	0.0	\$0
Atkinson	0.0	\$0
Bacon	60.0	\$231,000
Ben Hill	0.0	\$0
Berrien	0.0	\$0
Bibb	0.0	\$0
Bleckley	0.0	\$0
Charlton	0.0	\$0
Clinch	0.0	\$0
Coffee	60.0	\$136,500
Crawford	0.0	\$0
Dodge	0.0	\$0
Dooley	0.0	\$0
Echols	1,000.0	\$3,500,000
Houston	0.0	\$0
Irwin	0.0	\$0
Jeff Davis	225.0	\$826,875
Lamar	0.0	\$0
Lanier	0.0	\$0
Monroe	0.0	\$0
Montgomery	0.0	\$0
Peach	0.0	\$0
Pulaski	0.0	\$0
Telfair	0.0	\$0
Treutlen	0.0	\$0
Twiggs	0.0	\$0
Upson	0.0	\$0
Ware	0.0	\$0
Wheeler	0.0	\$0
Wilcox	0.0	\$0
<b>Carrots</b>	<b>1,345</b>	<b>\$4,694,375</b>

Georgia Total: Cantaloupe

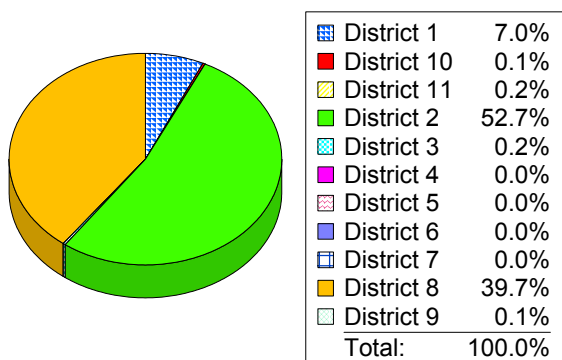
\$18,910,800

Georgia Total: Carrots

\$12,852,525

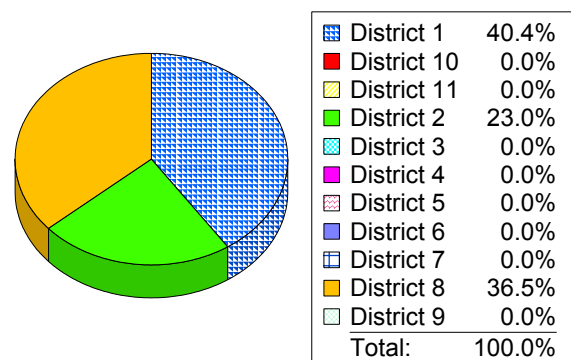
### Farm Gate Value by Congressional District

For Cantaloupe



### Farm Gate Value by Congressional District

For Carrots



# Georgia Congressional District 8

## Collards

County	Acres	Farm Gate Value
Appling	0.0	\$0
Atkinson	15.0	\$23,156
Bacon	30.0	\$48,806
Ben Hill	10.0	\$10,688
Berrien	5.0	\$7,719
Bibb	0.0	\$0
Bleckley	0.0	\$0
Charlton	0.0	\$0
Clinch	0.0	\$0
Coffee	41.0	\$28,025
Crawford	3.0	\$2,138
Dodge	25.0	\$35,625
Dooly	0.0	\$0
Echols	100.0	\$93,900
Houston	0.0	\$0
Irwin	100.0	\$151,406
Jeff Davis	0.0	\$0
Lamar	20.0	\$24,938
Lanier	0.0	\$0
Monroe	0.0	\$0
Montgomery	0.0	\$0
Peach	5.0	\$4,000
Pulaski	0.0	\$0
Telfair	50.0	\$59,375
Treutlen	0.0	\$0
Twiggs	0.0	\$0
Upson	0.0	\$0
Ware	15.0	\$21,375
Wheeler	400.0	\$605,328
Wilcox	0.0	\$0
<b>Collards</b>	<b>819</b>	<b>\$1,116,478</b>

## Cucumbers

County	Acres	Farm Gate Value
Appling	200.0	\$360,000
Atkinson	16.0	\$55,120
Bacon	0.0	\$0
Ben Hill	5.0	\$15,900
Berrien	400.0	\$1,187,200
Bibb	0.0	\$0
Bleckley	0.0	\$0
Charlton	0.0	\$0
Clinch	18.0	\$114,480
Coffee	26.0	\$53,520
Crawford	0.0	\$0
Dodge	0.0	\$0
Dooly	9.8	\$20,776
Echols	1,511.0	\$7,843,930
Houston	0.5	\$1,325
Irwin	41.0	\$141,245
Jeff Davis	0.0	\$0
Lamar	0.0	\$0
Lanier	128.0	\$238,536
Monroe	0.0	\$0
Montgomery	0.0	\$0
Peach	0.0	\$0
Pulaski	0.0	\$0
Telfair	0.0	\$0
Treutlen	0.0	\$0
Twiggs	0.0	\$0
Upson	0.0	\$0
Ware	160.0	\$775,350
Wheeler	0.0	\$0
Wilcox	0.0	\$0
<b>Cucumbers</b>	<b>2,515</b>	<b>\$10,807,382</b>

Georgia Total: Collards

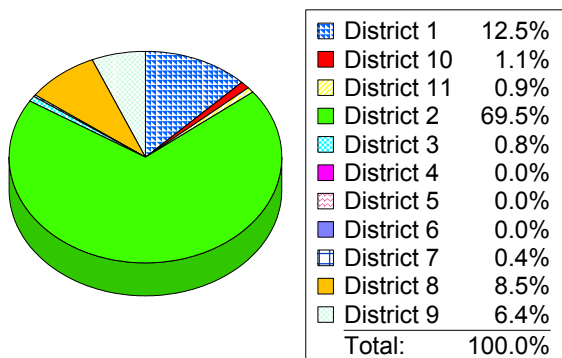
\$13,080,033

Georgia Total: Cucumbers

\$55,799,678

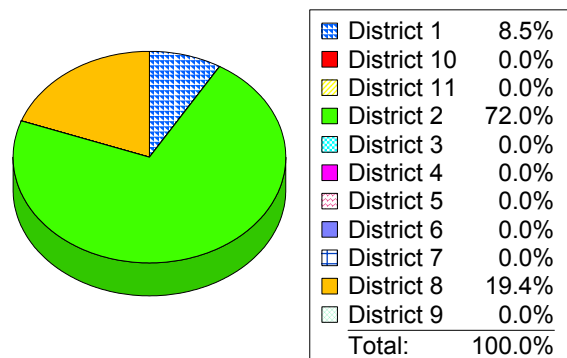
**Farm Gate Value by Congressional District**

For Collards



**Farm Gate Value by Congressional District**

For Cucumbers



# Georgia Congressional District 8

## Eggplant

County	Acres	Farm Gate Value
Appling	0.0	\$0
Atkinson	5.0	\$12,000
Bacon	0.0	\$0
Ben Hill	0.0	\$0
Berrien	1.0	\$1,950
Bibb	0.0	\$0
Bleckley	0.0	\$0
Charlton	0.0	\$0
Clinch	12.0	\$38,160
Coffee	65.0	\$261,000
Crawford	1.0	\$1,800
Dodge	0.0	\$0
Dooley	0.0	\$0
Echols	178.0	\$3,552,000
Houston	0.0	\$0
Irwin	0.0	\$0
Jeff Davis	0.0	\$0
Lamar	0.0	\$0
Lanier	0.0	\$0
Monroe	0.0	\$0
Montgomery	0.0	\$0
Peach	0.0	\$0
Pulaski	0.0	\$0
Telfair	0.0	\$0
Treutlen	5.0	\$27,000
Twiggs	5.0	\$8,250
Upson	0.0	\$0
Ware	60.0	\$648,000
Wheeler	0.0	\$0
Wilcox	0.0	\$0
<b>Eggplant</b>	<b>332</b>	<b>\$4,550,160</b>

## English Peas

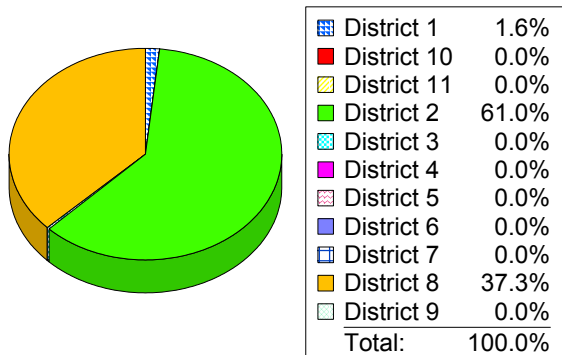
County	Acres	Farm Gate Value
Appling	0.0	\$0
Atkinson	0.0	\$0
Bacon	0.0	\$0
Ben Hill	0.0	\$0
Berrien	0.0	\$0
Bibb	0.0	\$0
Bleckley	0.0	\$0
Charlton	0.0	\$0
Clinch	0.0	\$0
Coffee	0.0	\$0
Crawford	0.0	\$0
Dodge	0.0	\$0
Dooley	0.0	\$0
Echols	0.0	\$0
Houston	0.0	\$0
Irwin	0.0	\$0
Jeff Davis	0.0	\$0
Lamar	0.0	\$0
Lanier	0.0	\$0
Monroe	0.0	\$0
Montgomery	0.0	\$0
Peach	0.0	\$0
Pulaski	0.0	\$0
Telfair	0.0	\$0
Treutlen	0.0	\$0
Twiggs	0.0	\$0
Upson	0.0	\$0
Ware	0.0	\$0
Wheeler	0.0	\$0
Wilcox	0.0	\$0
<b>English Peas</b>	<b>0</b>	<b>\$0</b>

Georgia Total: Eggplant \$12,198,810

Georgia Total: English Peas \$870,500

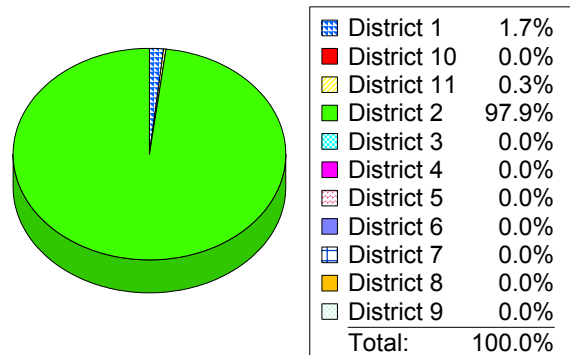
### Farm Gate Value by Congressional District

For Eggplant



### Farm Gate Value by Congressional District

For English Peas



# Georgia Congressional District 8

## Green Onions

County	Acres	Farm Gate Value
Appling	0.0	\$0
Atkinson	0.0	\$0
Bacon	0.0	\$0
Ben Hill	0.0	\$0
Berrien	0.0	\$0
Bibb	0.0	\$0
Bleckley	0.0	\$0
Charlton	0.0	\$0
Clinch	0.0	\$0
Coffee	0.0	\$0
Crawford	0.0	\$0
Dodge	0.0	\$0
Dooly	0.0	\$0
Echols	0.0	\$0
Houston	0.0	\$0
Irwin	0.0	\$0
Jeff Davis	0.0	\$0
Lamar	0.0	\$0
Lanier	0.0	\$0
Monroe	0.0	\$0
Montgomery	0.0	\$0
Peach	0.0	\$0
Pulaski	0.0	\$0
Telfair	0.0	\$0
Treutlen	0.0	\$0
Twiggs	0.0	\$0
Upson	0.0	\$0
Ware	0.0	\$0
Wheeler	0.0	\$0
Wilcox	0.0	\$0
<b>Green Onions</b>	<b>0</b>	<b>\$0</b>

## Hot Peppers

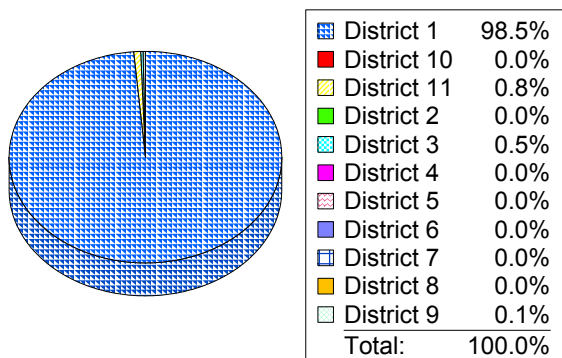
County	Acres	Farm Gate Value
Appling	0.0	\$0
Atkinson	2.0	\$23,400
Bacon	0.0	\$0
Ben Hill	0.0	\$0
Berrien	0.0	\$0
Bibb	0.0	\$0
Bleckley	0.0	\$0
Charlton	0.0	\$0
Clinch	0.0	\$0
Coffee	0.0	\$0
Crawford	0.0	\$0
Dodge	0.0	\$0
Dooly	0.0	\$0
Echols	37.0	\$496,800
Houston	0.0	\$0
Irwin	0.0	\$0
Jeff Davis	0.0	\$0
Lamar	0.0	\$0
Lanier	0.0	\$0
Monroe	0.0	\$0
Montgomery	0.0	\$0
Peach	0.0	\$0
Pulaski	30.0	\$162,000
Telfair	0.0	\$0
Treutlen	0.0	\$0
Twiggs	3.0	\$20,250
Upson	0.0	\$0
Ware	0.0	\$0
Wheeler	0.0	\$0
Wilcox	40.0	\$360,000
<b>Hot Peppers</b>	<b>112</b>	<b>\$1,062,450</b>

Georgia Total: Green Onions \$1,133,760

Georgia Total: Hot Peppers \$6,425,325

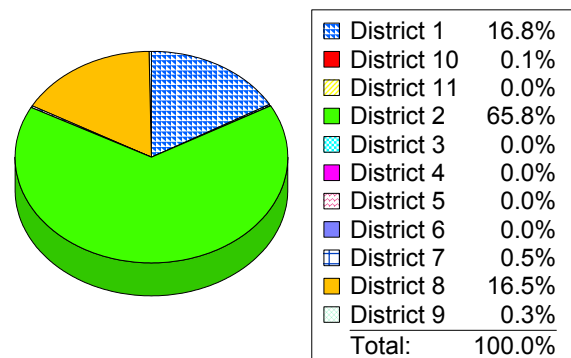
### Farm Gate Value by Congressional District

For Green Onions



### Farm Gate Value by Congressional District

For Hot Peppers



# Georgia Congressional District 8

## Irish Potatoes

County	Acres	Farm Gate Value
Appling	0.0	\$0
Atkinson	0.0	\$0
Bacon	0.0	\$0
Ben Hill	0.0	\$0
Berrien	1.0	\$1,960
Bibb	0.0	\$0
Bleckley	0.0	\$0
Charlton	0.0	\$0
Clinch	0.0	\$0
Coffee	0.0	\$0
Crawford	0.0	\$0
Dodge	0.0	\$0
Dooly	0.0	\$0
Echols	0.0	\$0
Houston	0.0	\$0
Irwin	0.0	\$0
Jeff Davis	0.0	\$0
Lamar	0.0	\$0
Lanier	0.0	\$0
Monroe	0.0	\$0
Montgomery	0.0	\$0
Peach	0.0	\$0
Pulaski	0.0	\$0
Telfair	0.0	\$0
Treutlen	0.0	\$0
Twiggs	0.0	\$0
Upson	0.0	\$0
Ware	0.0	\$0
Wheeler	0.0	\$0
Wilcox	0.0	\$0
<b>Irish Potatoes</b>	<b>1</b>	<b>\$1,960</b>

## Kale

County	Acres	Farm Gate Value
Appling	0.0	\$0
Atkinson	0.0	\$0
Bacon	0.0	\$0
Ben Hill	0.0	\$0
Berrien	0.0	\$0
Bibb	0.0	\$0
Bleckley	0.0	\$0
Charlton	0.0	\$0
Clinch	0.0	\$0
Coffee	0.0	\$0
Crawford	0.0	\$0
Dodge	0.0	\$0
Dooly	0.0	\$0
Echols	72.0	\$55,581
Houston	0.0	\$0
Irwin	0.0	\$0
Jeff Davis	0.0	\$0
Lamar	0.0	\$0
Lanier	0.0	\$0
Monroe	0.0	\$0
Montgomery	0.0	\$0
Peach	0.0	\$0
Pulaski	0.0	\$0
Telfair	0.0	\$0
Treutlen	0.0	\$0
Twiggs	0.0	\$0
Upson	0.0	\$0
Ware	0.0	\$0
Wheeler	0.0	\$0
Wilcox	0.0	\$0
<b>Kale</b>	<b>72</b>	<b>\$55,581</b>

Georgia Total: Irish Potatoes

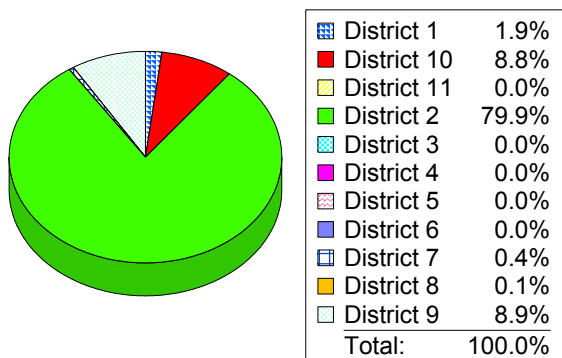
\$1,432,389

Georgia Total: Kale

\$2,145,933

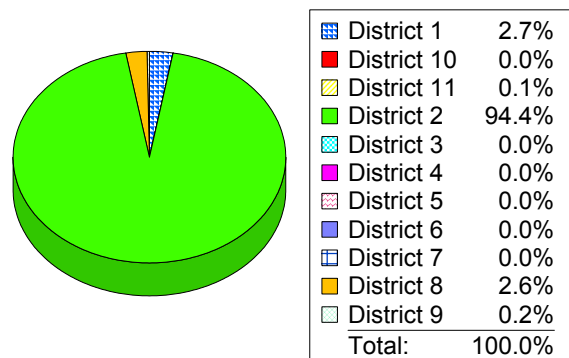
### Farm Gate Value by Congressional District

For Irish Potatoes



### Farm Gate Value by Congressional District

For Kale



# Georgia Congressional District 8

## Lettuce

County	Acres	Farm Gate Value
Appling	0.0	\$0
Atkinson	0.0	\$0
Bacon	0.0	\$0
Ben Hill	0.0	\$0
Berrien	0.0	\$0
Bibb	0.0	\$0
Bleckley	0.0	\$0
Charlton	0.0	\$0
Clinch	0.0	\$0
Coffee	0.0	\$0
Crawford	0.0	\$0
Dodge	0.0	\$0
Dooly	0.0	\$0
Echols	160.0	\$624,000
Houston	0.0	\$0
Irwin	0.0	\$0
Jeff Davis	0.0	\$0
Lamar	0.0	\$0
Lanier	0.0	\$0
Monroe	0.0	\$0
Montgomery	0.0	\$0
Peach	0.0	\$0
Pulaski	0.0	\$0
Telfair	0.0	\$0
Treutlen	0.0	\$0
Twiggs	0.0	\$0
Upson	0.0	\$0
Ware	0.0	\$0
Wheeler	0.0	\$0
Wilcox	0.0	\$0
<b>Lettuce</b>	<b>160</b>	<b>\$624,000</b>

## Lima Beans

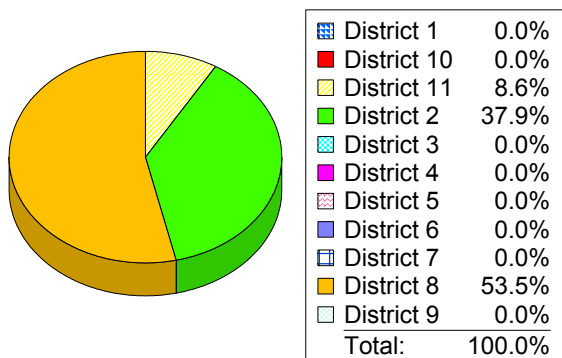
County	Acres	Farm Gate Value
Appling	0.0	\$0
Atkinson	0.0	\$0
Bacon	0.0	\$0
Ben Hill	15.0	\$29,250
Berrien	5.0	\$9,375
Bibb	0.0	\$0
Bleckley	13.0	\$25,350
Charlton	0.0	\$0
Clinch	0.0	\$0
Coffee	0.0	\$0
Crawford	0.0	\$0
Dodge	0.0	\$0
Dooly	104.8	\$117,900
Echols	113.0	\$292,875
Houston	0.0	\$0
Irwin	115.0	\$224,250
Jeff Davis	0.0	\$0
Lamar	5.0	\$5,250
Lanier	0.0	\$0
Monroe	0.0	\$0
Montgomery	0.0	\$0
Peach	0.0	\$0
Pulaski	0.0	\$0
Telfair	0.0	\$0
Treutlen	0.0	\$0
Twiggs	0.0	\$0
Upson	0.0	\$0
Ware	0.0	\$0
Wheeler	0.0	\$0
Wilcox	0.0	\$0
<b>Lima Beans</b>	<b>371</b>	<b>\$704,250</b>

Georgia Total: Lettuce \$1,166,800

Georgia Total: Lima Beans \$3,826,065

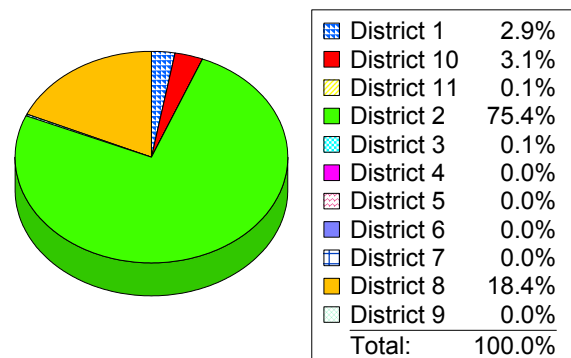
**Farm Gate Value by Congressional District**

For Lettuce



**Farm Gate Value by Congressional District**

For Lima Beans





# Georgia Congressional District 8

## Mustard

County	Acres	Farm Gate Value
Appling	0.0	\$0
Atkinson	8.0	\$11,400
Bacon	10.0	\$16,625
Ben Hill	0.0	\$0
Berrien	1.0	\$1,544
Bibb	1.0	\$950
Bleckley	0.0	\$0
Charlton	0.0	\$0
Clinch	0.0	\$0
Coffee	7.0	\$7,030
Crawford	0.0	\$0
Dodge	0.0	\$0
Dooly	0.0	\$0
Echols	80.0	\$57,254
Houston	0.0	\$0
Irwin	20.0	\$28,500
Jeff Davis	0.0	\$0
Lamar	0.0	\$0
Lanier	20.0	\$19,000
Monroe	0.0	\$0
Montgomery	0.0	\$0
Peach	0.0	\$0
Pulaski	0.0	\$0
Telfair	0.0	\$0
Treutlen	0.0	\$0
Twiggs	0.0	\$0
Upson	0.0	\$0
Ware	40.0	\$61,750
Wheeler	220.0	\$339,625
Wilcox	0.0	\$0
<b>Mustard</b>	<b>407</b>	<b>\$543,678</b>

## Okra

County	Acres	Farm Gate Value
Appling	0.0	\$0
Atkinson	0.0	\$0
Bacon	10.0	\$63,000
Ben Hill	2.0	\$12,600
Berrien	3.0	\$11,250
Bibb	0.0	\$0
Bleckley	0.0	\$0
Charlton	5.0	\$18,000
Clinch	0.0	\$0
Coffee	0.0	\$0
Crawford	0.0	\$0
Dodge	30.0	\$121,500
Dooly	18.4	\$115,920
Echols	0.0	\$0
Houston	0.0	\$0
Irwin	0.0	\$0
Jeff Davis	0.0	\$0
Lamar	5.0	\$13,500
Lanier	5.0	\$13,500
Monroe	0.0	\$0
Montgomery	0.0	\$0
Peach	0.0	\$0
Pulaski	2.0	\$11,700
Telfair	0.0	\$0
Treutlen	0.0	\$0
Twiggs	0.0	\$0
Upson	0.0	\$0
Ware	25.0	\$67,500
Wheeler	11.0	\$77,220
Wilcox	0.0	\$0
<b>Okra</b>	<b>116</b>	<b>\$525,690</b>

Georgia Total: Mustard

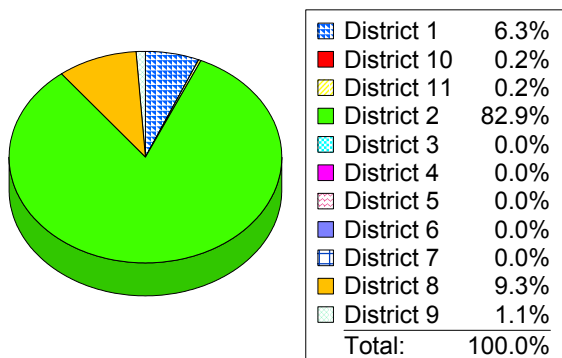
\$5,827,439

Georgia Total: Okra

\$2,165,080

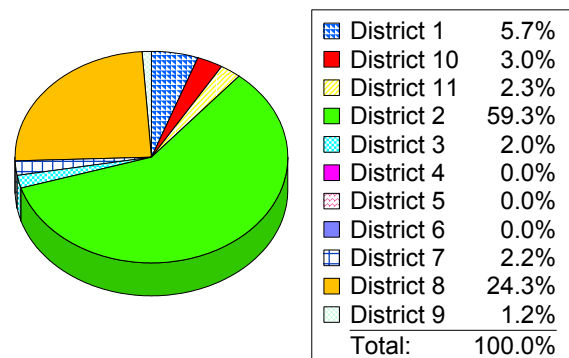
Farm Gate Value by Congressional District

For Mustard



Farm Gate Value by Congressional District

For Okra



# Georgia Congressional District 8

## Onions

County	Acres	Farm Gate Value
Appling	50.0	\$195,000
Atkinson	0.0	\$0
Bacon	0.0	\$0
Ben Hill	0.0	\$0
Berrien	2.0	\$7,800
Bibb	0.0	\$0
Bleckley	0.0	\$0
Charlton	0.0	\$0
Clinch	0.0	\$0
Coffee	3.0	\$15,600
Crawford	0.0	\$0
Dodge	150.0	\$702,000
Dooly	0.0	\$0
Echols	0.0	\$0
Houston	0.0	\$0
Irwin	5.0	\$36,400
Jeff Davis	0.0	\$0
Lamar	0.0	\$0
Lanier	0.0	\$0
Monroe	0.0	\$0
Montgomery	350.0	\$1,933,750
Peach	0.0	\$0
Pulaski	0.0	\$0
Telfair	0.0	\$0
Treutlen	120.0	\$624,000
Twiggs	0.0	\$0
Upson	0.0	\$0
Ware	10.0	\$13,000
Wheeler	755.0	\$6,477,900
Wilcox	0.0	\$0
<b>Onions</b>	<b>1,445</b>	<b>\$10,005,450</b>

## Pole Beans

County	Acres	Farm Gate Value
Appling	0.0	\$0
Atkinson	0.0	\$0
Bacon	10.0	\$32,500
Ben Hill	0.0	\$0
Berrien	2.0	\$5,590
Bibb	0.0	\$0
Bleckley	0.0	\$0
Charlton	0.0	\$0
Clinch	0.0	\$0
Coffee	0.0	\$0
Crawford	0.0	\$0
Dodge	0.0	\$0
Dooly	0.0	\$0
Echols	0.0	\$0
Houston	0.0	\$0
Irwin	0.0	\$0
Jeff Davis	0.0	\$0
Lamar	10.0	\$19,500
Lanier	0.0	\$0
Monroe	0.0	\$0
Montgomery	0.0	\$0
Peach	0.0	\$0
Pulaski	0.0	\$0
Telfair	0.0	\$0
Treutlen	0.0	\$0
Twiggs	0.0	\$0
Upson	0.0	\$0
Ware	0.0	\$0
Wheeler	0.0	\$0
Wilcox	0.0	\$0
<b>Pole Beans</b>	<b>22</b>	<b>\$57,590</b>

Georgia Total: Onions

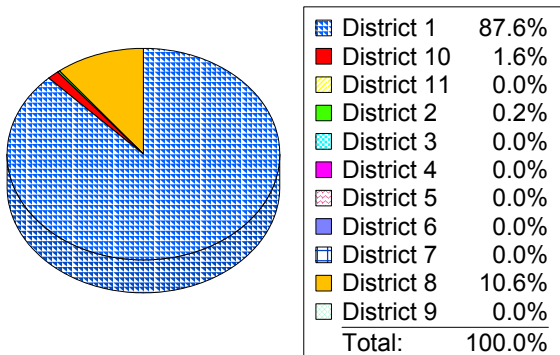
\$94,487,900

Georgia Total: Pole Beans

\$963,230

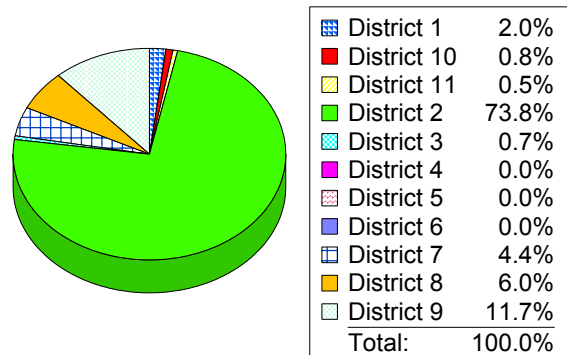
### Farm Gate Value by Congressional District

For Onions



### Farm Gate Value by Congressional District

For Pole Beans



# Georgia Congressional District 8

## Pumpkin

County	Acres	Farm Gate Value
Appling	0.0	\$0
Atkinson	0.0	\$0
Bacon	30.0	\$90,000
Ben Hill	0.0	\$0
Berrien	0.5	\$1,500
Bibb	0.0	\$0
Bleckley	0.0	\$0
Charlton	0.0	\$0
Clinch	0.0	\$0
Coffee	0.0	\$0
Crawford	1.0	\$200
Dodge	0.0	\$0
Dooly	0.0	\$0
Echols	0.0	\$0
Houston	0.0	\$0
Irwin	0.0	\$0
Jeff Davis	0.0	\$0
Lamar	5.0	\$12,500
Lanier	0.0	\$0
Monroe	0.0	\$0
Montgomery	0.0	\$0
Peach	0.0	\$0
Pulaski	0.0	\$0
Telfair	0.0	\$0
Treutlen	0.0	\$0
Twiggs	0.0	\$0
Upson	0.0	\$0
Ware	0.0	\$0
Wheeler	3.0	\$9,000
Wilcox	0.0	\$0
<b>Pumpkin</b>	<b>40</b>	<b>\$113,200</b>

## Snap Beans

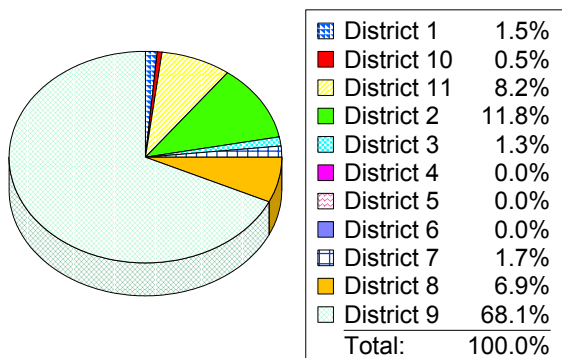
County	Acres	Farm Gate Value
Appling	10.0	\$12,000
Atkinson	200.0	\$349,000
Bacon	10.0	\$9,600
Ben Hill	5.0	\$6,240
Berrien	150.0	\$288,000
Bibb	0.0	\$0
Bleckley	0.0	\$0
Charlton	0.0	\$0
Clinch	0.0	\$0
Coffee	40.0	\$39,200
Crawford	0.0	\$0
Dodge	0.0	\$0
Dooly	50.0	\$26,250
Echols	1,790.0	\$4,451,250
Houston	0.0	\$0
Irwin	0.0	\$0
Jeff Davis	0.0	\$0
Lamar	20.0	\$20,400
Lanier	0.0	\$0
Monroe	0.0	\$0
Montgomery	100.0	\$420,000
Peach	5.0	\$7,200
Pulaski	0.0	\$0
Telfair	0.0	\$0
Treutlen	25.0	\$42,250
Twiggs	0.0	\$0
Upson	0.0	\$0
Ware	150.0	\$240,500
Wheeler	119.0	\$205,751
Wilcox	45.0	\$69,600
<b>Snap Beans</b>	<b>2,719</b>	<b>\$6,187,241</b>

Georgia Total: Pumpkin \$1,637,837

Georgia Total: Snap Beans \$46,295,337

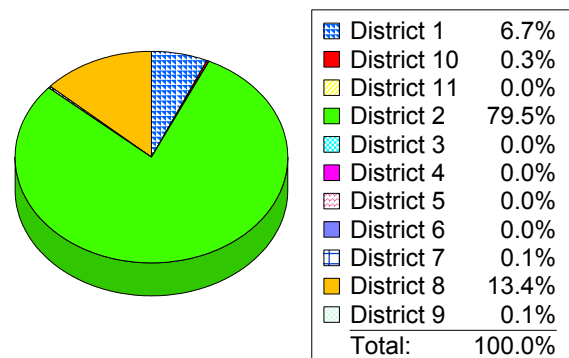
### Farm Gate Value by Congressional District

For Pumpkin



### Farm Gate Value by Congressional District

For Snap Beans



# Georgia Congressional District 8

## Southern Peas

County	Acres	Farm Gate Value
Appling	0.0	\$0
Atkinson	4.0	\$5,200
Bacon	20.0	\$18,000
Ben Hill	19.0	\$27,500
Berrien	3.0	\$3,270
Bibb	0.0	\$0
Bleckley	66.5	\$53,200
Charlton	20.0	\$10,000
Clinch	0.0	\$0
Coffee	23.0	\$43,000
Crawford	8.0	\$1,200
Dodge	45.0	\$37,500
Dooly	163.0	\$211,900
Echols	132.0	\$158,400
Houston	0.0	\$0
Irwin	55.0	\$71,500
Jeff Davis	0.0	\$0
Lamar	25.0	\$23,750
Lanier	0.0	\$0
Monroe	0.0	\$0
Montgomery	0.0	\$0
Peach	0.0	\$0
Pulaski	25.0	\$31,250
Telfair	0.0	\$0
Treutlen	0.0	\$0
Twiggs	15.0	\$9,000
Upson	0.0	\$0
Ware	100.0	\$85,000
Wheeler	95.0	\$120,300
Wilcox	1,100.0	\$993,000
<b>Southern Peas</b>	<b>1,919</b>	<b>\$1,902,970</b>

## Spinach

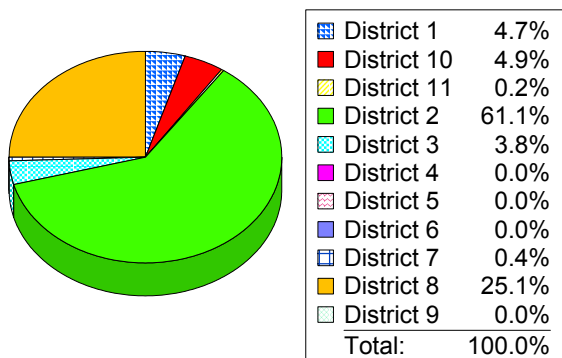
County	Acres	Farm Gate Value
Appling	0.0	\$0
Atkinson	0.0	\$0
Bacon	0.0	\$0
Ben Hill	0.0	\$0
Berrien	0.0	\$0
Bibb	0.0	\$0
Bleckley	0.0	\$0
Charlton	0.0	\$0
Clinch	0.0	\$0
Coffee	0.0	\$0
Crawford	0.0	\$0
Dodge	0.0	\$0
Dooly	0.0	\$0
Echols	0.0	\$0
Houston	0.0	\$0
Irwin	0.0	\$0
Jeff Davis	0.0	\$0
Lamar	0.0	\$0
Lanier	0.0	\$0
Monroe	0.0	\$0
Montgomery	0.0	\$0
Peach	0.0	\$0
Pulaski	0.0	\$0
Telfair	0.0	\$0
Treutlen	0.0	\$0
Twiggs	0.0	\$0
Upson	0.0	\$0
Ware	0.0	\$0
Wheeler	0.0	\$0
Wilcox	0.0	\$0
<b>Spinach</b>	<b>0</b>	<b>\$0</b>

Georgia Total: Southern Peas \$7,591,530

Georgia Total: Spinach \$113,750

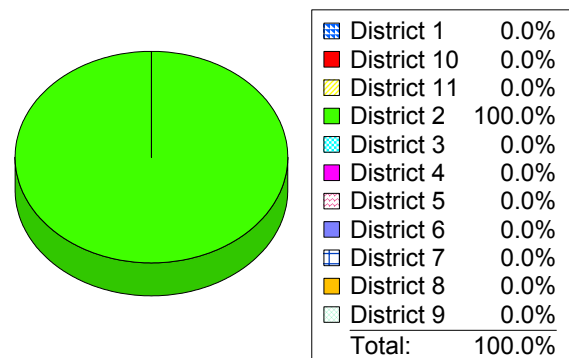
**Farm Gate Value by Congressional District**

For Southern Peas



**Farm Gate Value by Congressional District**

For Spinach



# Georgia Congressional District 8

## Sweet Corn

County	Acres	Farm Gate Value
Appling	10.0	\$10,300
Atkinson	15.0	\$27,038
Bacon	10.0	\$12,875
Ben Hill	15.0	\$25,106
Berrien	8.0	\$13,390
Bibb	8.0	\$14,420
Bleckley	10.0	\$12,875
Charlton	5.0	\$2,575
Clinch	0.0	\$0
Coffee	5.0	\$2,575
Crawford	0.0	\$0
Dodge	0.0	\$0
Dooly	9.4	\$16,944
Echols	48.0	\$74,160
Houston	7.3	\$11,279
Irwin	4.0	\$7,210
Jeff Davis	0.0	\$0
Lamar	75.0	\$70,813
Lanier	5.5	\$5,536
Monroe	0.0	\$0
Montgomery	0.0	\$0
Peach	0.0	\$0
Pulaski	30.0	\$46,350
Telfair	0.0	\$0
Treutlen	0.0	\$0
Twiggs	4.0	\$4,120
Upson	0.0	\$0
Ware	200.0	\$257,500
Wheeler	21.0	\$47,586
Wilcox	0.0	\$0
<b>Sweet Corn</b>	<b>490</b>	<b>\$662,651</b>

## Sweet Potatoes

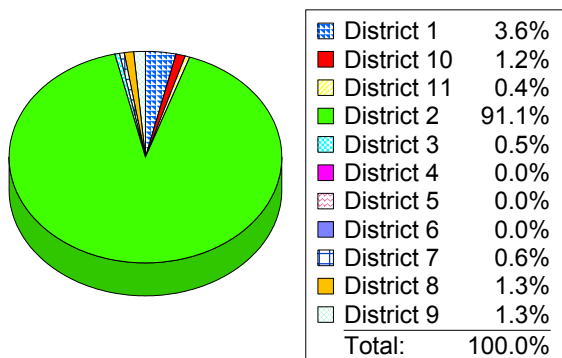
County	Acres	Farm Gate Value
Appling	5.0	\$12,375
Atkinson	0.0	\$0
Bacon	12.0	\$32,400
Ben Hill	5.0	\$9,000
Berrien	25.0	\$61,875
Bibb	4.0	\$9,000
Bleckley	0.0	\$0
Charlton	0.0	\$0
Clinch	0.0	\$0
Coffee	0.0	\$0
Crawford	0.0	\$0
Dodge	0.0	\$0
Dooly	0.0	\$0
Echols	2.0	\$9,000
Houston	3.0	\$6,750
Irwin	6.0	\$22,950
Jeff Davis	0.0	\$0
Lamar	0.0	\$0
Lanier	25.0	\$72,000
Monroe	0.0	\$0
Montgomery	0.0	\$0
Peach	0.0	\$0
Pulaski	0.0	\$0
Telfair	0.0	\$0
Treutlen	0.0	\$0
Twiggs	0.0	\$0
Upson	0.0	\$0
Ware	0.0	\$0
Wheeler	3.0	\$7,425
Wilcox	0.0	\$0
<b>Sweet Potatoes</b>	<b>90</b>	<b>\$242,775</b>

Georgia Total: Sweet Corn \$49,289,746

Georgia Total: Sweet Potatoes \$1,852,808

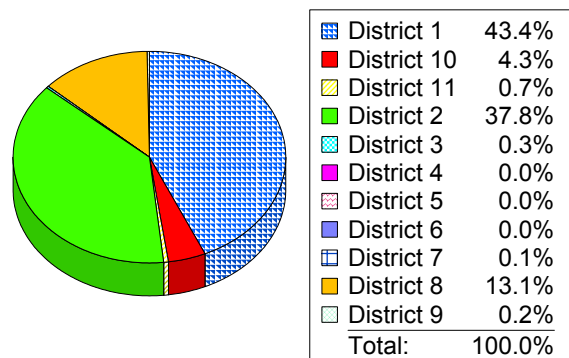
### Farm Gate Value by Congressional District

For Sweet Corn



### Farm Gate Value by Congressional District

For Sweet Potatoes



# Georgia Congressional District 8

## Tomato

County	Acres	Farm Gate Value
Appling	0.0	\$0
Atkinson	0.0	\$0
Bacon	5.0	\$10,500
Ben Hill	2.0	\$16,800
Berrien	6.0	\$50,400
Bibb	0.5	\$2,800
Bleckley	0.0	\$0
Charlton	0.0	\$0
Clinch	0.0	\$0
Coffee	0.0	\$0
Crawford	5.0	\$4,550
Dodge	0.0	\$0
Dooly	0.0	\$0
Echols	434.0	\$7,526,000
Houston	0.0	\$0
Irwin	5.0	\$42,000
Jeff Davis	0.0	\$0
Lamar	15.0	\$105,000
Lanier	0.0	\$0
Monroe	0.0	\$0
Montgomery	0.0	\$0
Peach	0.0	\$0
Pulaski	36.0	\$252,000
Telfair	0.0	\$0
Treutlen	0.0	\$0
Twiggs	7.0	\$47,000
Upson	0.0	\$0
Ware	50.0	\$560,000
Wheeler	2.5	\$21,000
Wilcox	60.0	\$630,000
<b>Tomato</b>	<b>628</b>	<b>\$9,268,050</b>

## Turnip Greens

County	Acres	Farm Gate Value
Appling	0.0	\$0
Atkinson	0.0	\$0
Bacon	5.0	\$8,075
Ben Hill	5.0	\$7,125
Berrien	3.0	\$4,703
Bibb	0.5	\$950
Bleckley	0.0	\$0
Charlton	0.0	\$0
Clinch	0.0	\$0
Coffee	7.0	\$8,906
Crawford	5.0	\$3,563
Dodge	30.0	\$28,500
Dooly	0.0	\$0
Echols	80.0	\$52,896
Houston	0.0	\$0
Irwin	8.0	\$12,920
Jeff Davis	0.0	\$0
Lamar	45.0	\$70,063
Lanier	0.0	\$0
Monroe	0.0	\$0
Montgomery	0.0	\$0
Peach	10.0	\$14,250
Pulaski	0.0	\$0
Telfair	0.0	\$0
Treutlen	0.0	\$0
Twiggs	0.0	\$0
Upson	0.0	\$0
Ware	60.0	\$85,500
Wheeler	475.0	\$739,385
Wilcox	0.0	\$0
<b>Turnip Greens</b>	<b>734</b>	<b>\$1,036,835</b>

Georgia Total: Tomato

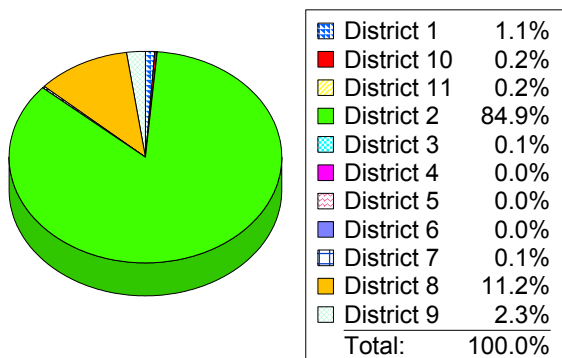
\$83,099,710

Georgia Total: Turnip Greens

\$8,739,612

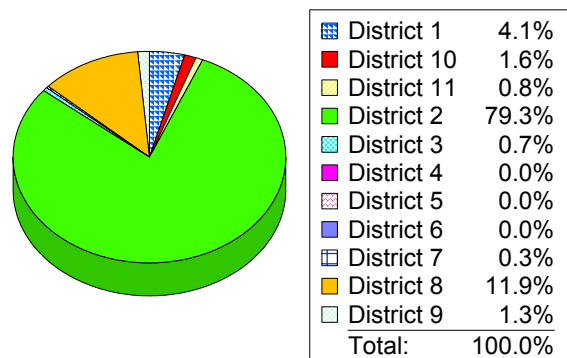
**Farm Gate Value by Congressional District**

For Tomato



**Farm Gate Value by Congressional District**

For Turnip Greens



# Georgia Congressional District 8

## Turnip Roots

County	Acres	Farm Gate Value
Appling	0.0	\$0
Atkinson	0.0	\$0
Bacon	5.0	\$8,500
Ben Hill	0.0	\$0
Berrien	0.0	\$0
Bibb	0.0	\$0
Bleckley	0.0	\$0
Charlton	0.0	\$0
Clinch	0.0	\$0
Coffee	0.0	\$0
Crawford	0.0	\$0
Dodge	0.0	\$0
Dooly	0.0	\$0
Echols	0.0	\$0
Houston	0.0	\$0
Irwin	2.0	\$3,400
Jeff Davis	0.0	\$0
Lamar	0.0	\$0
Lanier	0.0	\$0
Monroe	0.0	\$0
Montgomery	0.0	\$0
Peach	0.0	\$0
Pulaski	0.0	\$0
Telfair	0.0	\$0
Treutlen	0.0	\$0
Twiggs	0.0	\$0
Upson	0.0	\$0
Ware	0.0	\$0
Wheeler	0.0	\$0
Wilcox	0.0	\$0
<b>Turnip Roots</b>	<b>7</b>	<b>\$11,900</b>

## Watermelon

County	Acres	Farm Gate Value
Appling	100.0	\$115,000
Atkinson	227.0	\$522,100
Bacon	442.0	\$1,082,898
Ben Hill	350.0	\$474,375
Berrien	775.0	\$2,450,938
Bibb	0.0	\$0
Bleckley	9.0	\$1,035
Charlton	0.0	\$0
Clinch	0.0	\$0
Coffee	200.0	\$261,625
Crawford	10.0	\$8,625
Dodge	1,650.0	\$2,990,000
Dooly	724.9	\$2,084,088
Echols	23.0	\$30,418
Houston	10.0	\$7,188
Irwin	571.0	\$1,220,898
Jeff Davis	50.0	\$54,625
Lamar	50.0	\$64,688
Lanier	10.0	\$13,225
Monroe	0.0	\$0
Montgomery	0.0	\$0
Peach	0.0	\$0
Pulaski	900.0	\$1,466,250
Telfair	1,400.0	\$2,424,000
Treutlen	0.0	\$0
Twiggs	19.0	\$32,775
Upson	0.0	\$0
Ware	30.0	\$86,250
Wheeler	1,250.0	\$3,593,750
Wilcox	3,600.0	\$5,778,750
<b>Watermelon</b>	<b>12,401</b>	<b>\$24,763,498</b>

Georgia Total: Turnip Roots

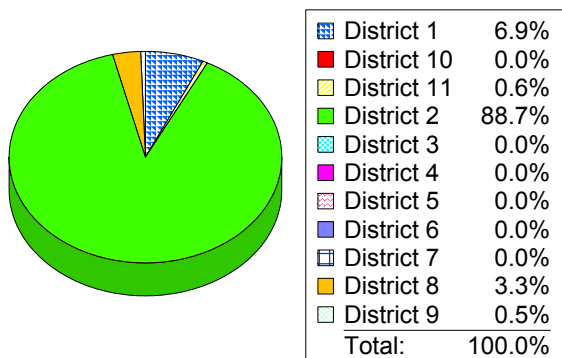
\$355,737

Georgia Total: Watermelon

\$73,454,791

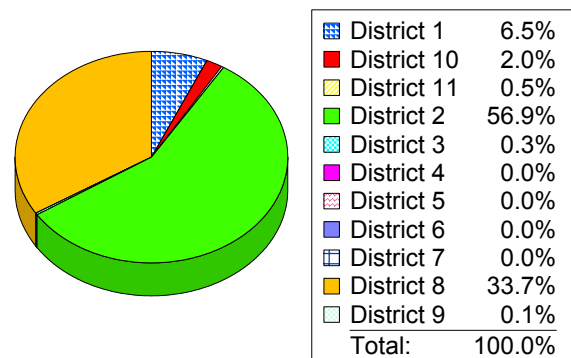
### Farm Gate Value by Congressional District

For Turnip Roots



### Farm Gate Value by Congressional District

For Watermelon





# Georgia Congressional District 8

## Winter Squash

County	Acres	Farm Gate Value
Appling	0.0	\$0
Atkinson	20.0	\$78,750
Bacon	0.0	\$0
Ben Hill	0.0	\$0
Berrien	30.0	\$105,000
Bibb	0.0	\$0
Bleckley	0.0	\$0
Charlton	0.0	\$0
Clinch	0.0	\$0
Coffee	19.0	\$44,800
Crawford	0.0	\$0
Dodge	0.0	\$0
Dooley	0.0	\$0
Echols	90.0	\$297,500
Houston	0.0	\$0
Irwin	0.0	\$0
Jeff Davis	0.0	\$0
Lamar	0.0	\$0
Lanier	0.0	\$0
Monroe	0.0	\$0
Montgomery	0.0	\$0
Peach	0.0	\$0
Pulaski	0.0	\$0
Telfair	0.0	\$0
Treutlen	0.0	\$0
Twiggs	0.0	\$0
Upson	0.0	\$0
Ware	0.0	\$0
Wheeler	0.0	\$0
Wilcox	0.0	\$0
<b>Winter Squash</b>	<b>159</b>	<b>\$526,050</b>

## Yellow Squash

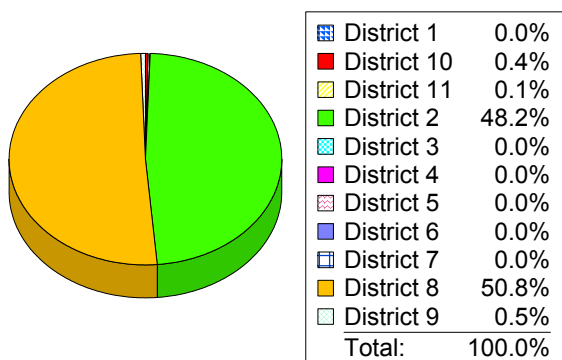
County	Acres	Farm Gate Value
Appling	15.0	\$25,500
Atkinson	198.0	\$452,925
Bacon	295.0	\$456,000
Ben Hill	8.0	\$15,500
Berrien	280.0	\$504,000
Bibb	0.0	\$0
Bleckley	0.0	\$0
Charlton	0.0	\$0
Clinch	51.0	\$247,900
Coffee	205.0	\$422,350
Crawford	4.0	\$3,100
Dodge	35.0	\$54,250
Dooley	6.0	\$9,300
Echols	324.0	\$2,256,543
Houston	8.5	\$18,116
Irwin	1.0	\$3,000
Jeff Davis	0.0	\$0
Lamar	15.0	\$30,031
Lanier	155.0	\$327,875
Monroe	0.0	\$0
Montgomery	100.0	\$271,250
Peach	0.0	\$0
Pulaski	0.0	\$0
Telfair	0.0	\$0
Treutlen	0.0	\$0
Twiggs	0.0	\$0
Upson	0.0	\$0
Ware	400.0	\$1,526,250
Wheeler	23.0	\$60,605
Wilcox	0.0	\$0
<b>Yellow Squash</b>	<b>2,124</b>	<b>\$6,684,494</b>

Georgia Total: Winter Squash \$1,035,300

Georgia Total: Yellow Squash \$29,144,872

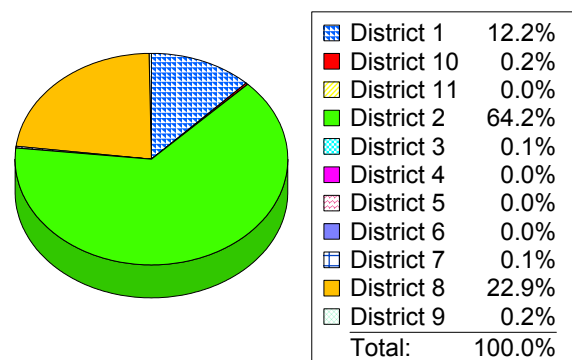
### Farm Gate Value by Congressional District

For Winter Squash



### Farm Gate Value by Congressional District

For Yellow Squash



# Georgia Congressional District 8

Zucchini

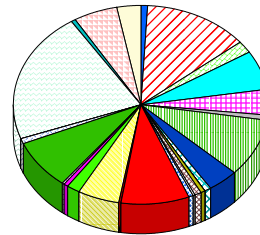
District 8  
Vegetables

Total

\$115,523,807

County	Acres	Farm Gate Value
Appling	5.0	\$4,000
Atkinson	84.0	\$206,220
Bacon	0.0	\$0
Ben Hill	0.0	\$0
Berrien	25.0	\$79,750
Bibb	0.0	\$0
Bleckley	0.0	\$0
Charlton	0.0	\$0
Clinch	12.0	\$69,450
Coffee	80.0	\$524,000
Crawford	0.0	\$0
Dodge	0.0	\$0
Dooly	0.0	\$0
Echols	275.0	\$1,894,750
Houston	0.0	\$0
Irwin	0.0	\$0
Jeff Davis	0.0	\$0
Lamar	0.0	\$0
Lanier	0.0	\$0
Monroe	0.0	\$0
Montgomery	0.0	\$0
Peach	0.0	\$0
Pulaski	0.0	\$0
Telfair	0.0	\$0
Treutlen	0.0	\$0
Twiggs	0.0	\$0
Upson	0.0	\$0
Ware	100.0	\$606,250
Wheeler	5.0	\$15,950
Wilcox	0.0	\$0
<b>Zucchini</b>	<b>586</b>	<b>\$3,400,370</b>

## District Farm Gate Value For Vegetables

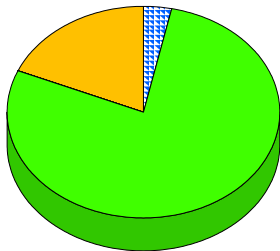


Banana Peppers	0.7%
Bell Peppers	13.5%
Broccoli	0.0%
Cabbage	1.8%
Cantaloupe	6.5%
Carrots	4.1%
Collards	1.0%
Cucumbers	9.4%
Eggplant	3.9%
English Peas	0.0%
Green Onions	0.0%
Hot Peppers	0.9%
Irish Potatoes	0.0%
Kale	0.0%
Lettuce	0.5%
Lima Beans	0.6%
Mustard	0.5%
Okra	0.5%
Onions	8.7%
Other Vegetable	0.0%
Pole Beans	0.0%
Pumpkin	0.1%
Snap Beans	5.4%
Southern Peas	1.6%
Spinach	0.0%
Sweet Corn	0.6%
Sweet Potatoes	0.2%
Tomato	8.0%
Turnip Greens	0.9%
Turnip Roots	0.0%
Watermelon	21.4%
Winter Squash	0.5%
Yellow Squash	5.8%
Zucchini	2.9%
<b>Total:</b>	<b>100.0%</b>

Georgia Total: Zucchini

\$18,429,985

## Farm Gate Value by Congressional District For Zucchini



District 1	3.2%
District 10	0.0%
District 11	0.0%
District 2	78.2%
District 3	0.0%
District 4	0.0%
District 5	0.0%
District 6	0.0%
District 7	0.0%
District 8	18.5%
District 9	0.1%
<b>Total:</b>	<b>100.0%</b>

# Georgia Congressional District 8

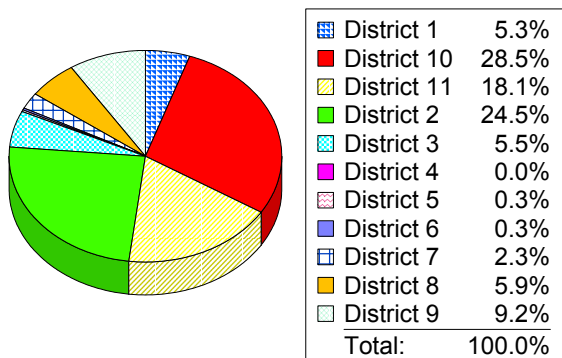
## Ornamental Horticulture

### Container Nursery

County	Acres	Price	Farm Gate Value
Appling	4.0	\$39,000	\$156,000
Atkinson	0.0	\$0	\$0
Bacon	12.0	\$39,000	\$468,000
Ben Hill	10.0	\$39,000	\$390,000
Berrien	18.0	\$39,000	\$702,000
Bibb	3.0	\$39,000	\$117,000
Bleckley	0.0	\$0	\$0
Charlton	18.0	\$39,000	\$702,000
Clinch	12.0	\$39,000	\$468,000
Coffee	2.5	\$39,000	\$97,500
Crawford	13.0	\$39,000	\$507,000
Dodge	5.0	\$39,000	\$195,000
Dooly	0.0	\$0	\$0
Echols	0.0	\$0	\$0
Houston	1.0	\$39,000	\$39,000
Irwin	0.0	\$0	\$0
Jeff Davis	7.0	\$39,000	\$273,000
Lamar	50.0	\$39,000	\$1,950,000
Lanier	0.0	\$0	\$0
Monroe	5.0	\$39,000	\$195,000
Montgomery	5.0	\$39,000	\$195,000
Peach	40.0	\$39,000	\$1,560,000
Pulaski	0.0	\$0	\$0
Telfair	0.0	\$0	\$0
Treutlen	0.5	\$39,000	\$19,500
Twiggs	1.0	\$39,000	\$39,000
Upson	0.0	\$0	\$0
Ware	5.0	\$39,000	\$195,000
Wheeler	26.0	\$39,000	\$1,014,000
Wilcox	0.0	\$0	\$0
<b>Container Nursery</b>	<b>238</b>		<b>\$9,282,000</b>

Georgia Total: Container Nursery \$156,133,050

Farm Gate Value by Congressional District For Container Nursery

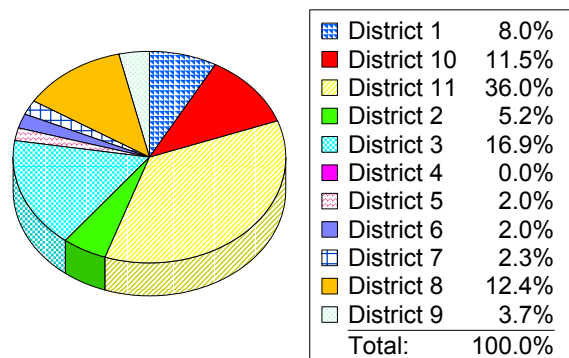


### Field Nursery

County	Acres	Price	Farm Gate Value
Appling	0.0	\$0	\$0
Atkinson	25.0	\$9,995	\$249,875
Bacon	0.0	\$0	\$0
Ben Hill	1.0	\$9,995	\$9,995
Berrien	0.0	\$0	\$0
Bibb	0.0	\$0	\$0
Bleckley	0.0	\$0	\$0
Charlton	30.0	\$9,995	\$299,850
Clinch	3.0	\$9,995	\$29,985
Coffee	0.0	\$0	\$0
Crawford	150.0	\$9,995	\$1,499,250
Dodge	0.0	\$0	\$0
Dooly	10.0	\$9,995	\$99,950
Echols	4.0	\$9,995	\$39,980
Houston	1.0	\$9,995	\$9,995
Irwin	0.0	\$0	\$0
Jeff Davis	5.0	\$9,995	\$49,975
Lamar	400.0	\$9,995	\$3,998,000
Lanier	0.0	\$0	\$0
Monroe	0.0	\$0	\$0
Montgomery	0.0	\$0	\$0
Peach	20.0	\$9,995	\$199,900
Pulaski	3.0	\$9,995	\$29,985
Telfair	0.0	\$0	\$0
Treutlen	0.0	\$0	\$0
Twiggs	0.0	\$0	\$0
Upson	5.0	\$9,995	\$49,975
Ware	0.0	\$0	\$0
Wheeler	90.0	\$9,995	\$899,550
Wilcox	0.0	\$0	\$0
<b>Field Nursery</b>	<b>747</b>		<b>\$7,466,265</b>

Georgia Total: Field Nursery \$60,051,554

Farm Gate Value by Congressional District For Field Nursery



# Georgia Congressional District 8

## Greenhouse

County	Sq. Feet	Price	Farm Gate Value
Appling	75,000	\$9.50	\$712,500
Atkinson	14,000	\$9.50	\$133,000
Bacon	9,600	\$9.50	\$91,200
Ben Hill	85,000	\$9.50	\$807,500
Berrien	155,500	\$9.50	\$1,477,250
Bibb	45,000	\$9.50	\$427,500
Bleckley	0	\$0.00	\$0
Charlton	13,914	\$9.50	\$132,183
Clinch	150,000	\$9.50	\$1,425,000
Coffee	766,200	\$9.50	\$7,278,900
Crawford	100,000	\$9.50	\$950,000
Dodge	7,500	\$9.50	\$71,250
Dooly	50,000	\$9.50	\$475,000
Echols	0	\$0.00	\$0
Houston	22,500	\$9.50	\$213,750
Irwin	34,000	\$9.50	\$323,000
Jeff Davis	60,000	\$9.50	\$570,000
Lamar	30,000	\$9.50	\$285,000
Lanier	45,000	\$9.50	\$427,500
Monroe	31,000	\$9.50	\$294,500
Montgomery	50,000	\$9.50	\$475,000
Peach	80,000	\$9.50	\$760,000
Pulaski	0	\$0.00	\$0
Telfair	0	\$0.00	\$0
Treutlen	0	\$0.00	\$0
Twiggs	0	\$0.00	\$0
Upson	75,000	\$9.50	\$712,500
Ware	160,000	\$9.50	\$1,520,000
Wheeler	15,250	\$9.50	\$144,875
Wilcox	8,000	\$9.50	\$76,000
<b>Greenhouse</b>	<b>2,082,464</b>		<b>\$19,783,408</b>

## Miscellaneous Ornamental Horticulture

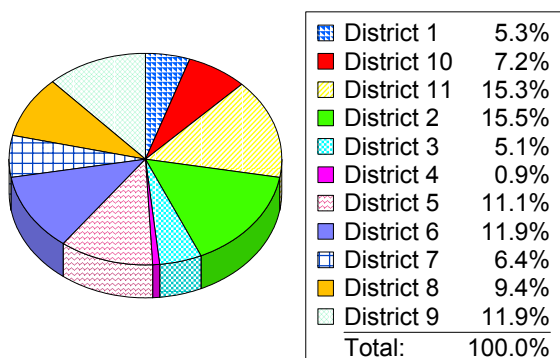
County	Farm Gate Value
Appling	\$0
Atkinson	\$0
Bacon	\$0
Ben Hill	\$0
Berrien	\$0
Bibb	\$0
Bleckley	\$0
Charlton	\$0
Clinch	\$0
Coffee	\$0
Crawford	\$0
Dodge	\$0
Dooly	\$0
Echols	\$0
Houston	\$0
Irwin	\$0
Jeff Davis	\$0
Lamar	\$0
Lanier	\$2,875,000
Monroe	\$0
Montgomery	\$0
Peach	\$0
Pulaski	\$0
Telfair	\$0
Treutlen	\$0
Twiggs	\$0
Upson	\$0
Ware	\$0
Wheeler	\$0
Wilcox	\$0
<b>Miscellaneous Orn Hort.</b>	<b>\$2,875,000</b>

Georgia Total: Greenhouse \$209,716,263

Georgia Total: Miscellaneous Ornamental Horticulture \$3,833,869

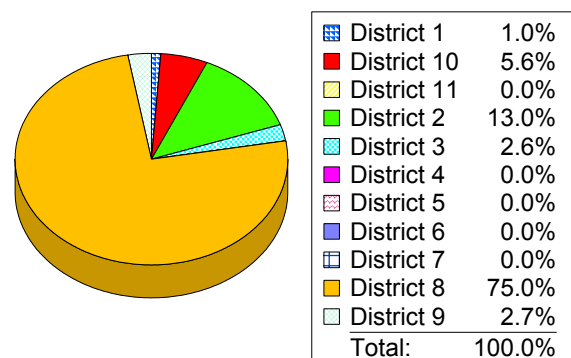
**Farm Gate Value by Congressional District**

For Greenhouse



**Farm Gate Value by Congressional District**

For Miscellaneous Ornamental Horticulture



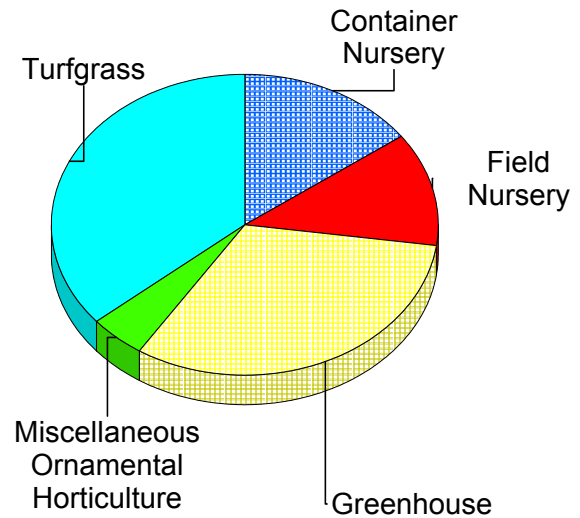
# Georgia Congressional District 8

## Turfgrass

District 8 Total \$61,709,566  
Ornamental Horticulture

County	Acres	Yield	Price	Farm Gate Value
Appling	0.0	0.00	\$0	\$0
Atkinson	0.0	0.00	\$0	\$0
Bacon	0.0	0.00	\$0	\$0
Ben Hill	35.0	0.67	\$4,100	\$96,145
Berrien	696.0	0.67	\$4,100	\$1,911,912
Bibb	0.0	0.00	\$0	\$0
Bleckley	0.0	0.00	\$0	\$0
Charlton	0.0	0.00	\$0	\$0
Clinch	0.0	0.00	\$0	\$0
Coffee	500.0	0.67	\$4,100	\$1,373,500
Crawford	750.0	0.67	\$4,100	\$2,060,250
Dodge	500.0	0.67	\$4,100	\$1,373,500
Dooly	215.0	0.67	\$4,100	\$590,605
Echols	0.0	0.00	\$0	\$0
Houston	300.0	0.67	\$4,100	\$824,100
Irwin	230.0	0.67	\$4,100	\$631,810
Jeff Davis	850.0	0.67	\$4,100	\$2,334,950
Lamar	0.0	0.00	\$0	\$0
Lanier	2,145.0	0.67	\$4,100	\$5,892,315
Monroe	0.0	0.00	\$0	\$0
Montgomery	0.0	0.00	\$0	\$0
Peach	1,423.0	0.67	\$4,100	\$3,908,981
Pulaski	150.0	0.67	\$4,100	\$412,050
Telfair	0.0	0.00	\$0	\$0
Treutlen	225.0	0.67	\$4,100	\$618,075
Twiggs	0.0	0.00	\$0	\$0
Upson	0.0	0.00	\$0	\$0
Ware	0.0	0.00	\$0	\$0
Wheeler	0.0	0.00	\$0	\$0
Wilcox	100.0	0.67	\$4,100	\$274,700
<b>Turfgrass</b>	<b>8,119</b>			<b>\$22,302,893</b>

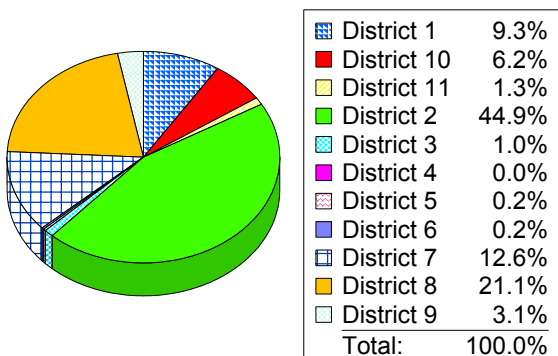
## District Farm Gate Value For Ornamental Horticulture



Container Nursery	15.0%
Field Nursery	12.1%
Greenhouse	32.1%
Miscellaneous Ornamental Horticulture	4.7%
Turfgrass	36.1%
<b>Total:</b>	<b>100.0%</b>

Georgia Total: Turfgrass \$105,823,747

## Farm Gate Value by Congressional District For Turfgrass



# Georgia Congressional District 8

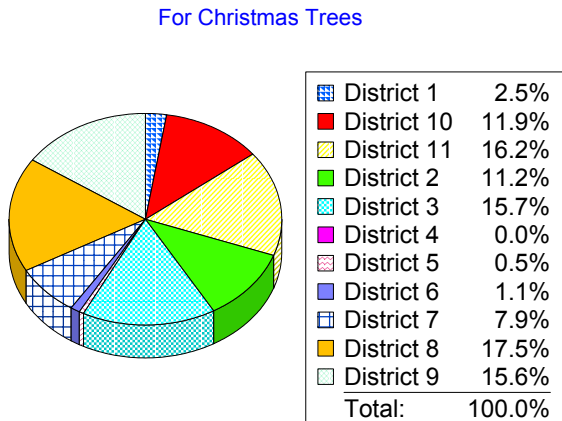
## Forestry and Related Products

### Christmas Trees

County	Acres	Yield	Price	Farm Gate Value
Appling	15.0	0.25	\$10,656	\$39,960
Atkinson	0.0	0.00	\$10,656	\$0
Bacon	1.0	0.25	\$10,656	\$2,664
Ben Hill	0.0	0.00	\$10,656	\$0
Berrien	10.0	0.25	\$10,656	\$26,640
Bibb	0.0	0.00	\$10,656	\$0
Bleckley	0.0	0.00	\$10,656	\$0
Charlton	0.0	0.00	\$10,656	\$0
Clinch	0.0	0.00	\$10,656	\$0
Coffee	5.0	0.25	\$10,656	\$13,320
Crawford	5.0	0.25	\$10,656	\$13,320
Dodge	5.0	0.25	\$10,656	\$13,320
Dooly	10.0	0.25	\$10,656	\$26,640
Echols	0.0	0.00	\$0	\$0
Houston	0.0	0.00	\$0	\$0
Irwin	40.0	0.25	\$10,656	\$106,560
Jeff Davis	0.0	0.00	\$0	\$0
Lamar	50.0	0.25	\$10,656	\$133,200
Lanier	0.0	0.00	\$0	\$0
Monroe	150.0	0.25	\$10,656	\$399,600
Montgomery	0.0	0.00	\$0	\$0
Peach	25.0	0.25	\$10,656	\$66,600
Pulaski	20.0	0.25	\$10,656	\$53,280
Telfair	50.0	0.25	\$10,656	\$133,200
Treutlen	30.0	0.25	\$10,656	\$79,920
Twiggs	10.0	400.00	\$25	\$100,000
Upson	20.0	0.25	\$10,656	\$53,280
Ware	0.0	0.00	\$0	\$0
Wheeler	0.0	0.00	\$0	\$0
Wilcox	10.0	0.25	\$10,656	\$26,640
<b>Christmas Trees</b>	<b>456</b>			<b>\$1,288,144</b>

Georgia Total: Christmas Trees \$7,380,760

### Farm Gate Value by Congressional District For Christmas Trees

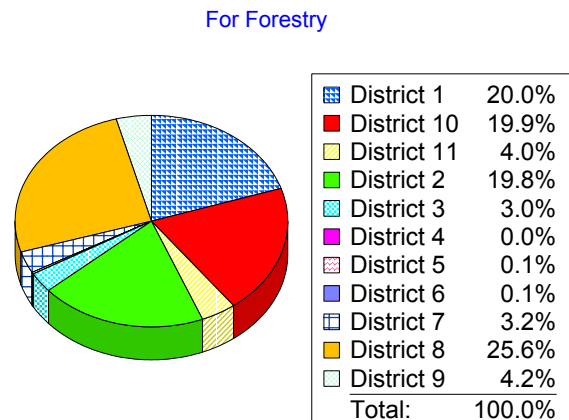


## Forestry

County	Farm Gate Value
Appling	\$6,415,000
Atkinson	\$6,223,219
Bacon	\$5,177,953
Ben Hill	\$3,692,060
Berrien	\$6,597,406
Bibb	\$28,010
Bleckley	\$1,150,000
Charlton	\$15,213,560
Clinch	\$24,500,000
Coffee	\$9,600,000
Crawford	\$701,778
Dodge	\$9,500,000
Dooly	\$1,721,749
Echols	\$10,608,805
Houston	\$69,648
Irwin	\$4,618,989
Jeff Davis	\$8,605,200
Lamar	\$1,363,048
Lanier	\$4,093,979
Monroe	\$4,593,032
Montgomery	\$2,220,000
Peach	\$202,000
Pulaski	\$2,050,727
Telfair	\$8,949,248
Treutlen	\$2,765,000
Twiggs	\$6,678,235
Upson	\$1,516,560
Ware	\$17,603,999
Wheeler	\$5,123,311
Wilcox	\$5,559,497
<b>Forestry</b>	<b>\$177,142,013</b>

Georgia Total: Forestry \$691,046,890

### Farm Gate Value by Congressional District For Forestry



# Georgia Congressional District 8

## Miscellaneous Forestry

County	Farm Gate Value
Appling	\$0
Atkinson	\$0
Bacon	\$0
Ben Hill	\$0
Berrien	\$0
Bibb	\$0
Bleckley	\$0
Charlton	\$20,000
Clinch	\$0
Coffee	\$0
Crawford	\$0
Dodge	\$0
Dooley	\$0
Echols	\$0
Houston	\$0
Irwin	\$0
Jeff Davis	\$0
Lamar	\$0
Lanier	\$0
Monroe	\$0
Montgomery	\$0
Peach	\$0
Pulaski	\$0
Telfair	\$0
Treutlen	\$0
Twiggs	\$0
Upson	\$0
Ware	\$0
Wheeler	\$72,000
Wilcox	\$0
<b>Miscellaneous Forestry</b>	<b>\$92,000</b>

## Pine Straw

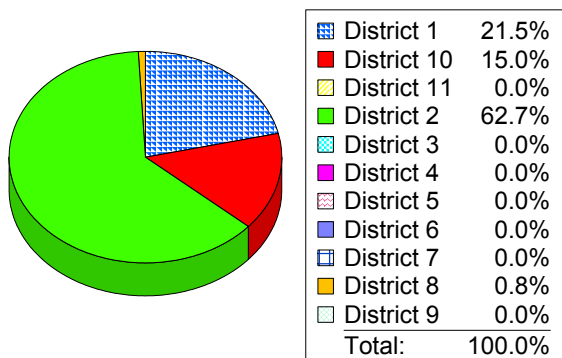
County	Acres	Price	Farm Gate Value
Appling	20,000.0	\$35.00	\$700,000
Atkinson	500.0	\$35.00	\$17,500
Bacon	1,000.0	\$35.00	\$35,000
Ben Hill	12,000.0	\$35.00	\$420,000
Berrien	50.0	\$35.00	\$1,750
Bibb	0.0	\$35.00	\$0
Bleckley	3,000.0	\$35.00	\$105,000
Charlton	1,500.0	\$35.00	\$52,500
Clinch	0.0	\$35.00	\$0
Coffee	13,500.0	\$35.00	\$472,500
Crawford	40.0	\$35.00	\$1,400
Dodge	30,000.0	\$35.00	\$1,050,000
Dooley	0.0	\$35.00	\$0
Echols	50.0	\$35.00	\$1,750
Houston	0.0	\$35.00	\$0
Irwin	0.0	\$35.00	\$0
Jeff Davis	5,000.0	\$35.00	\$175,000
Lamar	5,000.0	\$35.00	\$175,000
Lanier	275.0	\$35.00	\$9,625
Monroe	0.0	\$35.00	\$0
Montgomery	3,000.0	\$35.00	\$105,000
Peach	0.0	\$35.00	\$0
Pulaski	1,500.0	\$35.00	\$52,500
Telfair	2,000.0	\$35.00	\$70,000
Treutlen	10,340.0	\$35.00	\$361,900
Twiggs	375.0	\$52.50	\$19,688
Upson	0.0	\$35.00	\$0
Ware	400.0	\$35.00	\$14,000
Wheeler	17,850.0	\$90.00	\$1,606,500
Wilcox	3,000.0	\$35.00	\$105,000
<b>Pine Straw</b>	<b>130,380</b>		<b>\$5,551,613</b>

Georgia Total: Miscellaneous Forestry \$11,622,900

Georgia Total: Pine Straw \$15,564,478

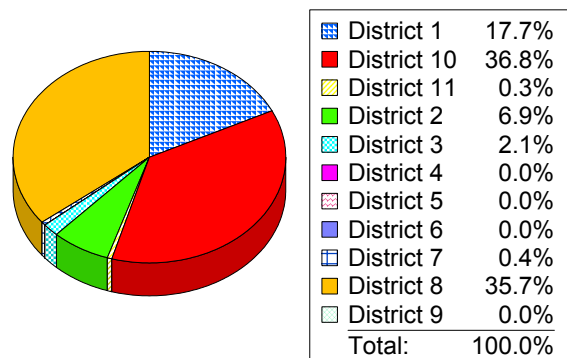
**Farm Gate Value by Congressional District**

For Miscellaneous Forestry



**Farm Gate Value by Congressional District**

For Pine Straw



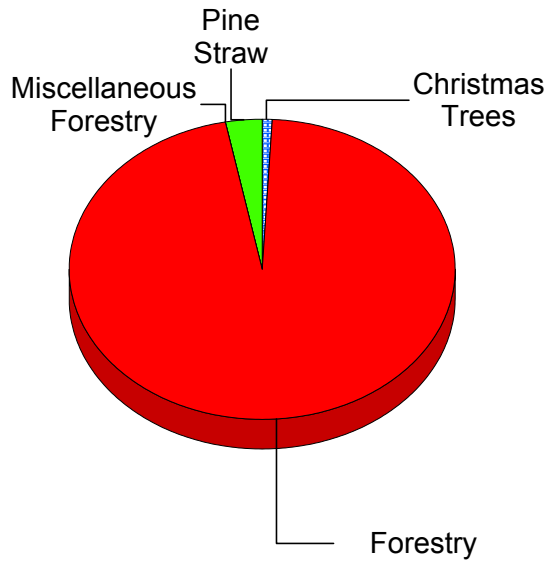





# Georgia Congressional District 8

District 8      Total      \$184,073,770  
Forestry and Related Prod

## District Farm Gate Value

For Forestry and Related Products



	Christmas Trees	0.7%
	Forestry	96.2%
	Miscellaneous Forestry	0.0%
	Pine Straw	3.0%
Total:		100.0%

# Georgia Congressional District 8

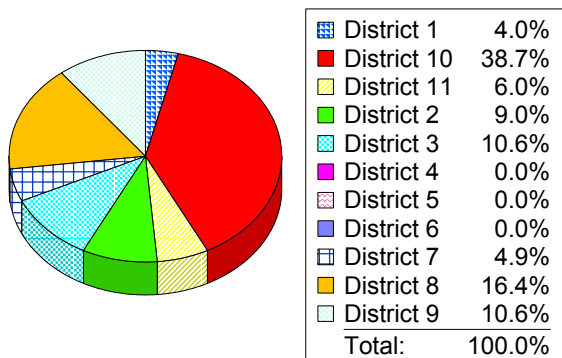
## Livestock

### Beef Cattle Finished Outside County

County	Head	Prod.	Price	Farm Gate Value
Appling	0	0.00	\$0.00	\$0
Atkinson	0	0.00	\$0.00	\$0
Bacon	0	0.00	\$0.00	\$0
Ben Hill	0	0.00	\$0.00	\$0
Berrien	2,606	500.00	\$0.69	\$899,070
Bibb	0	0.00	\$0.00	\$0
Bleckley	0	0.00	\$0.00	\$0
Charlton	0	0.00	\$0.00	\$0
Clinch	0	0.00	\$0.00	\$0
Coffee	0	0.00	\$0.00	\$0
Crawford	0	0.00	\$0.00	\$0
Dodge	0	0.00	\$0.00	\$0
Dooley	0	0.00	\$0.00	\$0
Echols	0	0.00	\$0.00	\$0
Houston	0	0.00	\$0.00	\$0
Irwin	0	0.00	\$0.00	\$0
Jeff Davis	0	0.00	\$0.00	\$0
Lamar	500	500.00	\$0.69	\$172,500
Lanier	0	0.00	\$0.00	\$0
Monroe	600	500.00	\$0.69	\$207,000
Montgomery	0	0.00	\$0.00	\$0
Peach	0	0.00	\$0.00	\$0
Pulaski	0	0.00	\$0.00	\$0
Telfair	0	0.00	\$0.00	\$0
Treutlen	0	0.00	\$0.00	\$0
Twiggs	0	0.00	\$0.00	\$0
Upson	1,500	500.00	\$0.69	\$517,500
Ware	0	0.00	\$0.00	\$0
Wheeler	22	500.00	\$0.69	\$7,590
Wilcox	0	0.00	\$0.00	\$0
<b>Beef Outside County</b>	<b>5,228</b>			<b>\$1,803,660</b>

Georgia Total: Beef Cattle Finished Outside County **\$11,019,175**

**Farm Gate Value by Congressional District**  
For Beef Cattle Finished Outside County

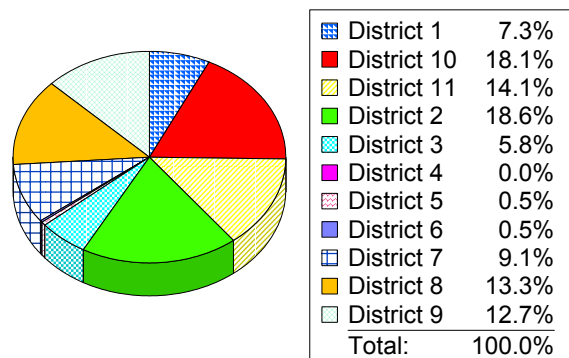


## Beef Cows

County	Head	Prod.	Price	Farm Gate Value
Appling	3,400	373.50	\$0.94	\$1,193,706
Atkinson	4,400	373.50	\$0.94	\$1,544,796
Bacon	2,300	373.50	\$0.94	\$807,507
Ben Hill	2,400	373.50	\$0.94	\$842,616
Berrien	9,644	373.50	\$0.94	\$3,385,912
Bibb	900	373.50	\$0.94	\$315,981
Bleckley	3,300	373.50	\$0.94	\$1,158,597
Charlton	800	373.50	\$0.94	\$280,872
Clinch	1,100	373.50	\$0.94	\$386,199
Coffee	9,400	373.50	\$0.94	\$3,300,246
Crawford	2,100	373.50	\$0.94	\$737,289
Dodge	8,000	373.50	\$0.94	\$2,808,720
Dooley	2,200	373.50	\$0.94	\$772,398
Echols	500	373.50	\$0.94	\$175,545
Houston	4,200	373.50	\$0.94	\$1,474,578
Irwin	6,500	373.50	\$0.94	\$2,282,085
Jeff Davis	4,000	373.50	\$0.94	\$1,404,360
Lamar	6,000	373.50	\$0.94	\$2,106,540
Lanier	2,950	373.50	\$0.94	\$1,035,716
Monroe	3,400	373.50	\$0.94	\$1,193,706
Montgomery	2,000	373.50	\$0.94	\$702,180
Peach	800	373.50	\$0.94	\$280,872
Pulaski	900	373.50	\$0.94	\$315,981
Telfair	4,000	373.50	\$0.94	\$1,404,360
Treutlen	1,800	373.50	\$0.94	\$631,962
Twiggs	2,250	373.50	\$0.94	\$789,953
Upson	3,000	373.50	\$0.94	\$1,053,270
Ware	600	373.50	\$0.94	\$210,654
Wheeler	4,300	373.50	\$0.94	\$1,509,687
Wilcox	10,500	373.50	\$0.94	\$3,686,445
<b>Beef Cows</b>	<b>107,644</b>			<b>\$37,792,732</b>

Georgia Total: Beef Cows **\$283,140,084**

**Farm Gate Value by Congressional District**  
For Beef Cows



# Georgia Congressional District 8

## Beef Stockers

County	Head	Prod.	Price	Farm Gate Value
Appling	500	300.00	\$0.79	\$118,500
Atkinson	3,000	300.00	\$0.79	\$711,000
Bacon	500	300.00	\$0.79	\$118,500
Ben Hill	2,040	300.00	\$0.79	\$483,480
Berrien	6,263	300.00	\$0.79	\$1,484,331
Bibb	0	0.00	\$0.00	\$0
Bleckley	800	300.00	\$0.79	\$189,600
Charlton	400	300.00	\$0.79	\$94,800
Clinch	500	300.00	\$0.79	\$118,500
Coffee	3,000	300.00	\$0.79	\$711,000
Crawford	0	0.00	\$0.00	\$0
Dodge	500	300.00	\$0.79	\$118,500
Dooly	600	300.00	\$0.79	\$142,200
Echols	0	0.00	\$0.00	\$0
Houston	900	300.00	\$0.79	\$213,300
Irwin	3,500	300.00	\$0.79	\$829,500
Jeff Davis	2,000	300.00	\$0.79	\$474,000
Lamar	2,500	300.00	\$0.79	\$592,500
Lanier	740	300.00	\$0.79	\$175,380
Monroe	3,000	300.00	\$0.79	\$711,000
Montgomery	1,900	300.00	\$0.79	\$450,300
Peach	500	300.00	\$0.79	\$118,500
Pulaski	1,000	300.00	\$0.79	\$237,000
Telfair	1,000	300.00	\$0.79	\$237,000
Treutlen	1,600	300.00	\$0.79	\$379,200
Twiggs	0	0.00	\$0.00	\$0
Upson	2,900	300.00	\$0.79	\$687,300
Ware	0	0.00	\$0.00	\$0
Wheeler	3,660	340.00	\$0.79	\$983,076
Wilcox	600	300.00	\$0.79	\$142,200

**Beef Stockers**  
43,903

**\$10,520,667**

## Catfish

County	Pond Acres	Prod.	Price	Farm Gate Value
Appling	0	0	\$0.00	\$0
Atkinson	0	0	\$0.00	\$0
Bacon	2	1,432	\$0.74	\$2,119
Ben Hill	0	0	\$0.00	\$0
Berrien	20	3,150	\$0.74	\$46,620
Bibb	0	0	\$0.00	\$0
Bleckley	0	0	\$0.00	\$0
Charlton	0	0	\$0.00	\$0
Clinch	0	0	\$0.00	\$0
Coffee	15	3,000	\$0.74	\$33,300
Crawford	45	3,000	\$0.74	\$99,900
Dodge	0	0	\$0.00	\$0
Dooly	0	0	\$0.00	\$0
Echols	0	0	\$0.00	\$0
Houston	0	0	\$0.00	\$0
Irwin	50	3,000	\$0.74	\$111,000
Jeff Davis	0	0	\$0.00	\$0
Lamar	10	2,000	\$0.74	\$14,800
Lanier	10	1,100	\$0.74	\$8,140
Monroe	15	1,300	\$0.74	\$14,430
Montgomery	0	0	\$0.00	\$0
Peach	0	0	\$0.00	\$0
Pulaski	0	0	\$0.00	\$0
Telfair	0	0	\$0.00	\$0
Treutlen	0	0	\$0.00	\$0
Twiggs	0	0	\$0.00	\$0
Upson	200	2,000	\$0.85	\$340,000
Ware	0	0	\$0.00	\$0
Wheeler	38	2,300	\$0.74	\$64,676
Wilcox	0	0	\$0.00	\$0

**Catfish**  
405

**\$734,985**

**Georgia Total: Beef Stockers**

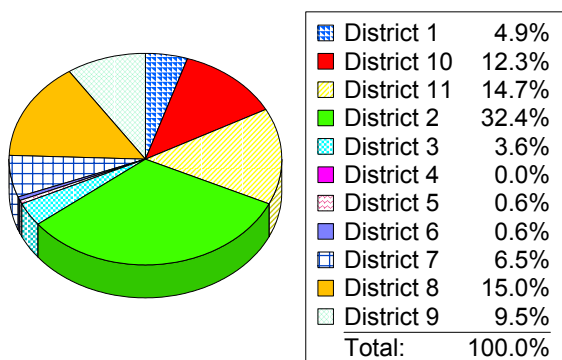
**\$70,366,722**

**Georgia Total: Catfish**

**\$5,502,834**

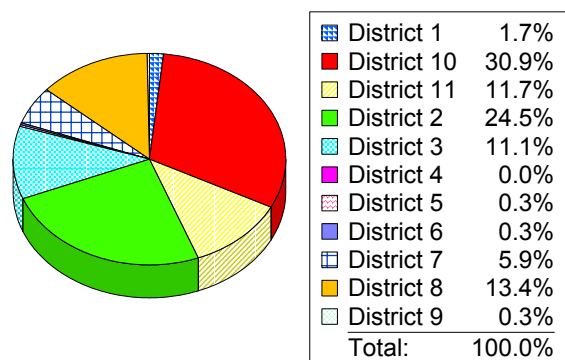
### Farm Gate Value by Congressional District

For Beef Stockers



### Farm Gate Value by Congressional District

For Catfish



# Georgia Congressional District 8

## Dairy

County	Head	Prod.	Price	Farm Gate Value
Appling	4,200	16,500	\$0.17	\$11,732,490
Atkinson	0	0	\$0.00	\$0
Bacon	1,000	16,500	\$0.17	\$2,793,450
Ben Hill	60	15,000	\$0.17	\$152,370
Berrien	1,100	10,875	\$0.17	\$2,025,251
Bibb	300	16,000	\$0.17	\$812,640
Bleckley	0	0	\$0.00	\$0
Charlton	0	0	\$0.00	\$0
Clinch	0	0	\$0.00	\$0
Coffee	200	14,000	\$0.17	\$474,040
Crawford	180	15,900	\$0.17	\$484,537
Dodge	0	0	\$0.00	\$0
Dooly	420	16,500	\$0.17	\$1,173,249
Echols	0	0	\$0.00	\$0
Houston	900	17,000	\$0.17	\$2,590,290
Irwin	0	0	\$0.00	\$0
Jeff Davis	0	0	\$0.00	\$0
Lamar	1,100	16,500	\$0.15	\$2,758,800
Lanier	0	0	\$0.00	\$0
Monroe	1,300	16,500	\$0.15	\$3,260,400
Montgomery	0	0	\$0.00	\$0
Peach	1,000	17,500	\$0.17	\$2,962,750
Pulaski	0	0	\$0.00	\$0
Telfair	0	0	\$0.00	\$0
Treutlen	0	0	\$0.00	\$0
Twiggs	0	0	\$0.00	\$0
Upson	700	16,500	\$0.15	\$1,755,600
Ware	873	22,049	\$0.17	\$3,258,818
Wheeler	0	0	\$0.00	\$0
Wilcox	850	16,000	\$0.17	\$2,302,480
<b>Dairy</b>	<b>14,183</b>			<b>\$38,537,165</b>

## Goats

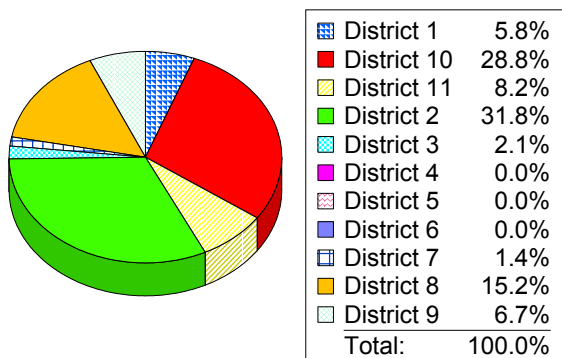
County	Head	Prod.	Price	Farm Gate Value
Appling	2,000	1.25	\$35.00	\$87,500
Atkinson	4,000	1.25	\$35.00	\$175,000
Bacon	50	1.25	\$35.00	\$2,188
Ben Hill	950	1.25	\$35.00	\$41,563
Berrien	900	1.25	\$35.00	\$39,375
Bibb	0	0.00	\$0.00	\$0
Bleckley	0	0.00	\$0.00	\$0
Charlton	400	1.25	\$35.00	\$17,500
Clinch	60	1.25	\$35.00	\$2,625
Coffee	5,000	1.25	\$35.00	\$218,750
Crawford	150	1.25	\$35.00	\$6,563
Dodge	250	1.25	\$35.00	\$10,938
Dooly	250	1.25	\$35.00	\$10,938
Echols	0	0.00	\$0.00	\$0
Houston	300	1.25	\$35.00	\$13,125
Irwin	1,550	1.25	\$35.00	\$67,813
Jeff Davis	5,000	1.25	\$35.00	\$218,750
Lamar	450	1.25	\$35.00	\$19,688
Lanier	750	1.25	\$35.00	\$32,813
Monroe	200	1.25	\$35.00	\$8,750
Montgomery	1,000	1.25	\$35.00	\$43,750
Peach	150	1.25	\$35.00	\$6,563
Pulaski	50	1.25	\$35.00	\$2,188
Telfair	1,000	1.25	\$35.00	\$43,750
Treutlen	275	1.25	\$35.00	\$12,031
Twiggs	450	1.25	\$35.00	\$19,688
Upson	800	1.25	\$35.00	\$35,000
Ware	200	1.25	\$35.00	\$8,750
Wheeler	935	1.50	\$45.00	\$63,113
Wilcox	400	1.25	\$35.00	\$17,500
<b>Goats</b>	<b>27,520</b>			<b>\$1,226,206</b>

Georgia Total: Dairy \$254,294,780

Georgia Total: Goats \$4,520,819

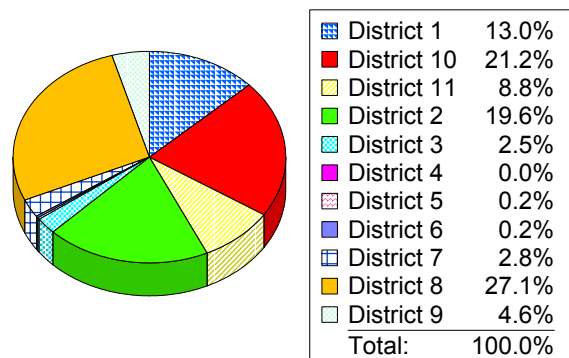
Farm Gate Value by Congressional District

For Dairy



Farm Gate Value by Congressional District

For Goats



# Georgia Congressional District 8

## Horses - Board, Breed, Train

County	Head	Farm Gate	
		Price	Value
Appling	0	\$0	\$0
Atkinson	0	\$0	\$0
Bacon	160	\$3,000	\$480,000
Ben Hill	750	\$3,000	\$2,250,000
Berrien	100	\$3,000	\$300,000
Bibb	1,765	\$3,000	\$5,295,000
Bleckley	0	\$0	\$0
Charlton	25	\$3,000	\$75,000
Clinch	15	\$3,000	\$45,000
Coffee	125	\$3,000	\$375,000
Crawford	20	\$3,000	\$60,000
Dodge	0	\$0	\$0
Dooly	15	\$3,000	\$45,000
Echols	0	\$0	\$0
Houston	250	\$3,000	\$750,000
Irwin	100	\$3,000	\$300,000
Jeff Davis	250	\$3,000	\$750,000
Lamar	150	\$3,000	\$450,000
Lanier	75	\$3,000	\$225,000
Monroe	75	\$3,000	\$225,000
Montgomery	300	\$3,000	\$900,000
Peach	300	\$3,000	\$900,000
Pulaski	105	\$3,000	\$315,000
Telfair	100	\$3,000	\$300,000
Treutlen	100	\$3,000	\$300,000
Twiggs	10	\$3,000	\$30,000
Upson	0	\$0	\$0
Ware	100	\$3,000	\$300,000
Wheeler	150	\$3,000	\$450,000
Wilcox	0	\$0	\$0
<b>Horses - B, B &amp; T</b>	<b>5,040</b>		<b>\$15,120,000</b>

## Horses - Raised

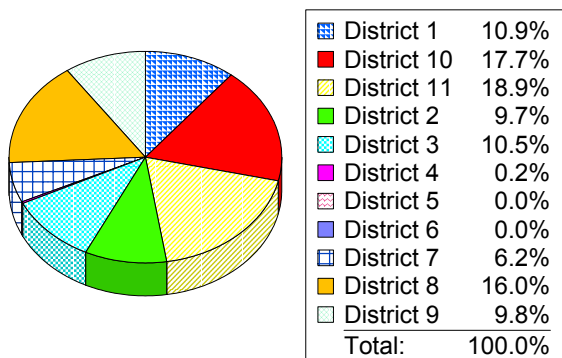
County	Head	Farm Gate	
		Price	Value
Appling	50	\$2,000	\$100,000
Atkinson	300	\$2,000	\$600,000
Bacon	0	\$0	\$0
Ben Hill	225	\$2,000	\$450,000
Berrien	85	\$2,000	\$170,000
Bibb	0	\$0	\$0
Bleckley	0	\$0	\$0
Charlton	125	\$2,000	\$250,000
Clinch	65	\$2,000	\$130,000
Coffee	160	\$2,000	\$320,000
Crawford	20	\$2,000	\$40,000
Dodge	300	\$2,000	\$600,000
Dooly	25	\$2,000	\$50,000
Echols	0	\$0	\$0
Houston	0	\$0	\$0
Irwin	20	\$2,000	\$40,000
Jeff Davis	550	\$2,000	\$1,100,000
Lamar	100	\$2,000	\$200,000
Lanier	175	\$2,000	\$350,000
Monroe	50	\$2,000	\$100,000
Montgomery	500	\$2,000	\$1,000,000
Peach	100	\$2,000	\$200,000
Pulaski	30	\$2,000	\$60,000
Telfair	50	\$2,000	\$100,000
Treutlen	100	\$2,000	\$200,000
Twiggs	10	\$2,000	\$20,000
Upson	0	\$0	\$0
Ware	75	\$2,000	\$150,000
Wheeler	200	\$2,000	\$400,000
Wilcox	40	\$2,000	\$80,000
<b>Horses - Raised</b>	<b>3,355</b>		<b>\$6,710,000</b>

Georgia Total: Horses - Board, Breed, Train **\$94,581,000**

Georgia Total: Horses - Raised **\$75,396,000**

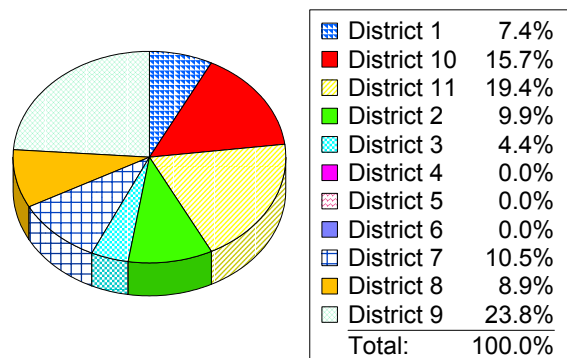
### Farm Gate Value by Congressional District

For Horses - Board, Breed, Train



### Farm Gate Value by Congressional District

For Horses - Raised



# Georgia Congressional District 8

## Miscellaneous Livestock

County	Farm Gate Value
Appling	\$800,000
Atkinson	\$390,000
Bacon	\$0
Ben Hill	\$30,000
Berrien	\$71,048
Bibb	\$0
Bleckley	\$0
Charlton	\$3,270,000
Clinch	\$8,466,250
Coffee	\$0
Crawford	\$123,000
Dodge	\$0
Dooley	\$0
Echols	\$0
Houston	\$0
Irwin	\$0
Jeff Davis	\$0
Lamar	\$0
Lanier	\$540,625
Monroe	\$0
Montgomery	\$0
Peach	\$0
Pulaski	\$150,000
Telfair	\$0
Treutlen	\$0
Twiggs	\$0
Upson	\$68,200
Ware	\$100,000
Wheeler	\$502,750
Wilcox	\$0
<b>Miscellaneous Livestock</b>	<b>\$14,511,873</b>

Georgia Total: Miscellaneous Livestock \$37,803,583

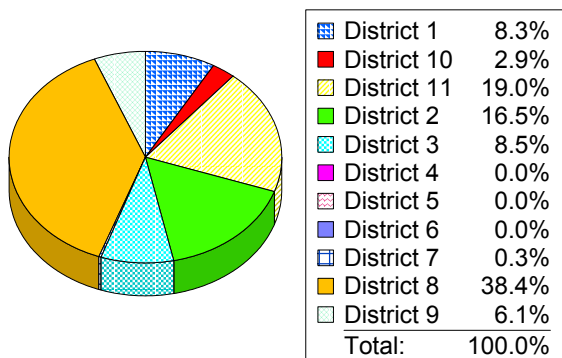
## Pork - Farrow to Finish

County	Head	Prod.	Price	Farm Gate Value
Appling	200	3,675	\$0.42	\$308,700
Atkinson	345	3,675	\$0.42	\$532,508
Bacon	0	0	\$0.00	\$0
Ben Hill	175	3,675	\$0.42	\$270,113
Berrien	500	3,675	\$0.42	\$771,750
Bibb	0	0	\$0.00	\$0
Bleckley	0	0	\$0.00	\$0
Charlton	50	3,675	\$0.42	\$77,175
Clinch	0	0	\$0.00	\$0
Coffee	1,000	3,675	\$0.42	\$1,543,500
Crawford	10	3,675	\$0.42	\$15,435
Dodge	300	3,675	\$0.42	\$463,050
Dooley	400	3,675	\$0.42	\$617,400
Echols	0	0	\$0.00	\$0
Houston	0	0	\$0.00	\$0
Irwin	150	3,675	\$0.42	\$231,525
Jeff Davis	400	3,675	\$0.42	\$617,400
Lamar	1,000	3,675	\$0.42	\$1,543,500
Lanier	225	3,675	\$0.42	\$347,288
Monroe	0	0	\$0.00	\$0
Montgomery	1,000	3,675	\$0.42	\$1,543,500
Peach	0	0	\$0.00	\$0
Pulaski	375	3,675	\$0.42	\$578,813
Telfair	100	3,675	\$0.42	\$154,350
Treutlen	300	3,675	\$0.42	\$463,050
Twiggs	300	3,675	\$0.42	\$463,050
Upson	0	0	\$0.00	\$0
Ware	0	0	\$0.00	\$0
Wheeler	42	3,675	\$0.42	\$64,827
Wilcox	100	3,675	\$0.42	\$154,350
<b>Pork - Farrow to Finish</b>	<b>6,972</b>			<b>\$10,761,282</b>

Georgia Total: Pork - Farrow to Finish \$52,839,518

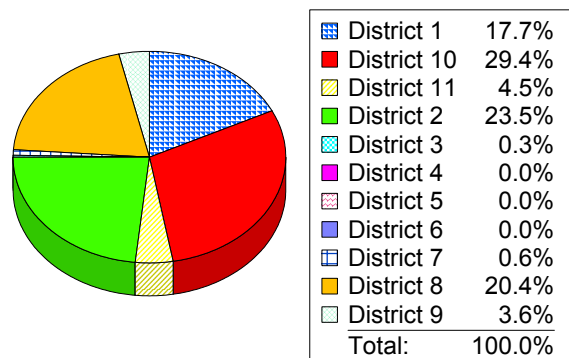
### Farm Gate Value by Congressional District

For Miscellaneous Livestock



### Farm Gate Value by Congressional District

For Pork - Farrow to Finish



# Georgia Congressional District 8

## Pork - Feeder Pigs

County	Head	Prod.	Price	Farm Gate Value
Appling	0	0.00	\$0.00	\$0
Atkinson	0	0.00	\$0.00	\$0
Bacon	0	0.00	\$0.00	\$0
Ben Hill	0	0.00	\$0.00	\$0
Berrien	336	750.00	\$0.72	\$181,440
Bibb	0	0.00	\$0.00	\$0
Bleckley	0	0.00	\$0.00	\$0
Charlton	50	750.00	\$0.72	\$27,000
Clinch	0	0.00	\$0.00	\$0
Coffee	125	750.00	\$0.72	\$67,500
Crawford	0	0.00	\$0.00	\$0
Dodge	0	0.00	\$0.00	\$0
Dooly	100	750.00	\$0.72	\$54,000
Echols	0	0.00	\$0.00	\$0
Houston	0	0.00	\$0.00	\$0
Irwin	50	750.00	\$0.72	\$27,000
Jeff Davis	0	0.00	\$0.00	\$0
Lamar	0	0.00	\$0.00	\$0
Lanier	0	0.00	\$0.00	\$0
Monroe	0	0.00	\$0.00	\$0
Montgomery	0	0.00	\$0.00	\$0
Peach	0	0.00	\$0.00	\$0
Pulaski	0	0.00	\$0.00	\$0
Telfair	0	0.00	\$0.00	\$0
Treutlen	20	750.00	\$0.72	\$10,800
Twiggs	0	0.00	\$0.00	\$0
Upson	0	0.00	\$0.00	\$0
Ware	0	0.00	\$0.00	\$0
Wheeler	0	0.00	\$0.00	\$0
Wilcox	0	0.00	\$0.00	\$0

Pork - Feeder Pigs 681

\$367,740

## Pork - Finishing

County	Head	Prod.	Price	Farm Gate Value
Appling	300	553.50	\$0.42	\$69,741
Atkinson	0	0.00	\$0.00	\$0
Bacon	8,640	553.50	\$0.42	\$2,008,541
Ben Hill	0	0.00	\$0.00	\$0
Berrien	2,000	553.50	\$0.42	\$464,940
Bibb	0	0.00	\$0.00	\$0
Bleckley	0	0.00	\$0.00	\$0
Charlton	0	0.00	\$0.00	\$0
Clinch	0	0.00	\$0.00	\$0
Coffee	1,250	553.50	\$0.42	\$290,588
Crawford	0	0.00	\$0.00	\$0
Dodge	0	0.00	\$0.00	\$0
Dooly	600	553.50	\$0.42	\$139,482
Echols	0	0.00	\$0.00	\$0
Houston	0	0.00	\$0.00	\$0
Irwin	700	553.50	\$0.42	\$162,729
Jeff Davis	0	0.00	\$0.00	\$0
Lamar	0	0.00	\$0.00	\$0
Lanier	0	0.00	\$0.00	\$0
Monroe	0	0.00	\$0.00	\$0
Montgomery	5,000	553.50	\$0.42	\$1,162,350
Peach	0	0.00	\$0.00	\$0
Pulaski	0	0.00	\$0.00	\$0
Telfair	0	0.00	\$0.00	\$0
Treutlen	0	0.00	\$0.00	\$0
Twiggs	0	0.00	\$0.00	\$0
Upson	0	0.00	\$0.00	\$0
Ware	0	0.00	\$0.00	\$0
Wheeler	0	0.00	\$0.00	\$0
Wilcox	0	0.00	\$0.00	\$0

Pork - Finishing 18,490

\$4,298,370

Georgia Total: Pork - Feeder Pigs

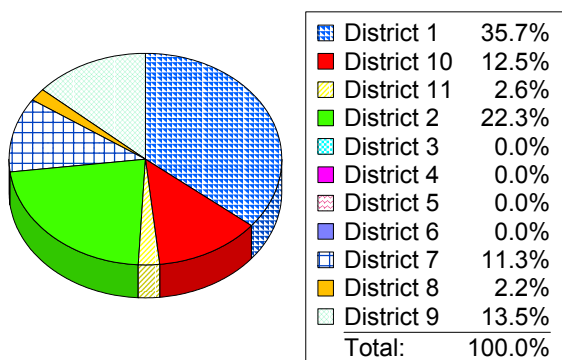
\$16,798,590

Georgia Total: Pork - Finishing

\$22,376,605

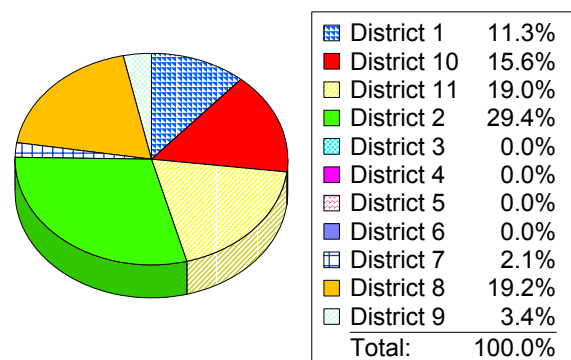
### Farm Gate Value by Congressional District

For Pork - Feeder Pigs



### Farm Gate Value by Congressional District

For Pork - Finishing



# Georgia Congressional District 8

## Quail

County	Head	Farm Gate	
		Price	Value
Appling	3,000	\$2.85	\$8,550
Atkinson	0	\$0.00	\$0
Bacon	0	\$0.00	\$0
Ben Hill	17,500	\$2.85	\$49,875
Berrien	0	\$0.00	\$0
Bibb	0	\$0.00	\$0
Bleckley	0	\$0.00	\$0
Charlton	300	\$2.85	\$855
Clinch	0	\$0.00	\$0
Coffee	1,000	\$2.85	\$2,850
Crawford	0	\$0.00	\$0
Dodge	0	\$0.00	\$0
Dooley	0	\$0.00	\$0
Echols	0	\$0.00	\$0
Houston	0	\$0.00	\$0
Irwin	30	\$2.85	\$86
Jeff Davis	0	\$0.00	\$0
Lamar	5,000	\$2.85	\$14,250
Lanier	2,500	\$2.85	\$7,125
Monroe	200	\$2.85	\$570
Montgomery	10,000	\$2.85	\$28,500
Peach	400	\$2.85	\$1,140
Pulaski	1,000	\$2.85	\$2,850
Telfair	5,000	\$2.85	\$14,250
Treutlen	0	\$0.00	\$0
Twiggs	0	\$0.00	\$0
Upson	0	\$0.00	\$0
Ware	0	\$0.00	\$0
Wheeler	13,000	\$2.85	\$37,050
Wilcox	0	\$0.00	\$0
<b>Quail</b>	<b>58,930</b>		<b>\$167,951</b>

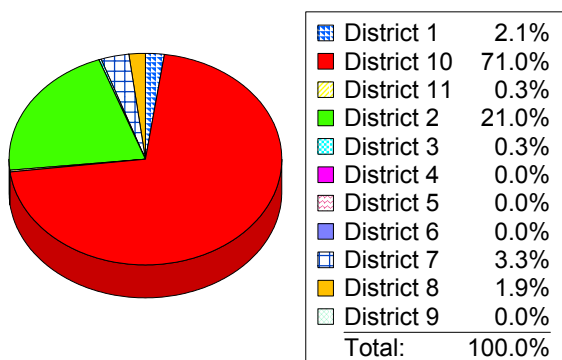
## Sheep

County	Head	Prod.	Farm Gate	
			Price	Value
Appling	0	0.00	\$0.00	\$0
Atkinson	0	0.00	\$0.00	\$0
Bacon	0	0.00	\$0.00	\$0
Ben Hill	0	0.00	\$0.00	\$0
Berrien	20	1.25	\$70.00	\$1,750
Bibb	0	0.00	\$0.00	\$0
Bleckley	0	0.00	\$0.00	\$0
Charlton	0	0.00	\$0.00	\$0
Clinch	0	0.00	\$0.00	\$0
Coffee	0	0.00	\$0.00	\$0
Crawford	0	0.00	\$0.00	\$0
Dodge	0	0.00	\$0.00	\$0
Dooley	0	0.00	\$0.00	\$0
Echols	0	0.00	\$0.00	\$0
Houston	0	0.00	\$0.00	\$0
Irwin	0	0.00	\$0.00	\$0
Jeff Davis	0	0.00	\$0.00	\$0
Lamar	150	1.25	\$70.00	\$13,125
Lanier	0	0.00	\$0.00	\$0
Monroe	0	0.00	\$0.00	\$0
Montgomery	0	0.00	\$0.00	\$0
Peach	0	0.00	\$0.00	\$0
Pulaski	0	0.00	\$0.00	\$0
Telfair	50	1.25	\$70.00	\$4,375
Treutlen	0	0.00	\$0.00	\$0
Twiggs	0	0.00	\$0.00	\$0
Upson	60	1.25	\$70.00	\$5,250
Ware	300	1.25	\$70.00	\$26,250
Wheeler	0	0.00	\$0.00	\$0
Wilcox	0	0.00	\$0.00	\$0
<b>Sheep</b>	<b>580</b>			<b>\$50,750</b>

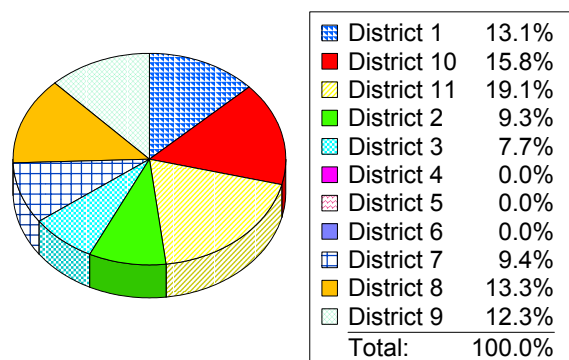
Georgia Total: Quail \$8,712,108

Georgia Total: Sheep \$381,150

Farm Gate Value by Congressional District  
For Quail



Farm Gate Value by Congressional District  
For Sheep

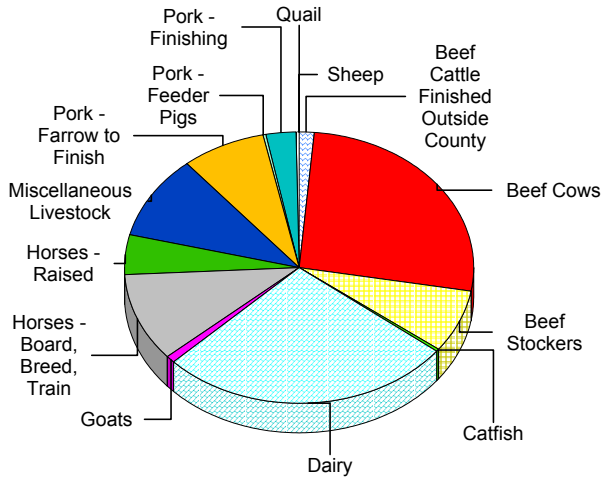




# Georgia Congressional District 8

District 8      Total      \$142,603,381  
 Livestock

## District Farm Gate Value For Livestock



Beef Cattle Finished Outside County	1.3%
Beef Cows	26.5%
Beef Stockers	7.4%
Catfish	0.5%
Dairy	27.0%
Goats	0.9%
Horses - Board, Breed, Train	10.6%
Horses - Raised	4.7%
Miscellaneous Livestock	10.2%
Pork - Farrow to Finish	7.5%
Pork - Feeder Pigs	0.3%
Pork - Finishing	3.0%
Quail	0.1%
Sheep	0.0%
<b>Total:</b>	<b>100.0%</b>

# Georgia Congressional District 8

## Breeder Pullet Unit

County	# Houses	Avg. Cap.	Grower Price	Grower Value
Appling	8	12,000	12.00	1,152,000
Atkinson	0	0	12.00	0
Bacon	0	0	12.00	0
Ben Hill	0	0	12.00	0
Berrien	0	0	12.00	0
Bibb	0	0	12.00	0
Bleckley	0	0	12.00	0
Charlton	24	12,000	12.00	3,456,000
Clinch	0	0	12.00	0
Coffee	14	11,500	12.00	1,932,000
Crawford	0	0	12.00	0
Dodge	0	0	12.00	0
Dooly	0	0	12.00	0
Echols	0	0	12.00	0
Houston	0	0	12.00	0
Irwin	2	10,000	12.00	240,000
Jeff Davis	0	0	12.00	0
Lamar	0	0	12.00	0
Lanier	0	0	12.00	0
Monroe	0	0	12.00	0
Montgomery	0	0	12.00	0
Peach	0	0	12.00	0
Pulaski	0	0	12.00	0
Telfair	0	0	12.00	0
Treutlen	0	0	12.00	0
Twiggs	0	0	12.00	0
Upson	0	0	12.00	0
Ware	6	15,000	12.00	1,080,000
Wheeler	0	0	12.00	0
Wilcox	0	0	12.00	0
<b>Breeder Pullet Unit</b>	<b>54</b>			<b>\$7,860,000</b>

## Broiler

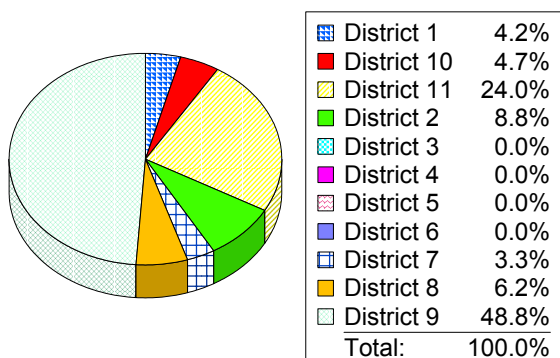
(uses a 96% survival rate)

County	# Houses	Avg. Cap.	# Batch	Bird Weight	Grower Price	Grower Value	Integr. Price	Integr. Value
Appling	48	26,800	6.00	4.70	.05	1,636,7950.32		11,144,135
Atkinson	144	24,000	5.00	4.75	.05	3,703,4500.32		25,214,976
Bacon	24	26,800	6.00	4.70	.05	818,3970.32		5,572,067
Ben Hill	20	25,000	5.50	6.50	.05	806,5200.32		5,491,200
Berrien	6	25,000	5.00	6.00	.05	203,0400.32		1,382,400
Bibb	14	34,000	5.00	5.00	.05	536,9280.32		3,655,680
Bleckley	0	0	0.00	0.00	.00		00.00	0
Charlton	4	26,800	6.00	4.70	.05	136,4000.32		928,678
Clinch	4	18,500	4.50	6.00	.05	90,1500.32		613,786
Coffee	317	25,000	5.00	4.50	.05	8,045,4600.32		54,777,600
Crawford	55	23,000	5.50	6.50	.05	2,040,4960.32		13,892,736
Dodge	0	0	0.00	0.00	.00		00.00	0
Dooly	44	25,000	4.00	4.50	.05	893,3760.32		6,082,560
Echols	0	0	0.00	0.00	.00		00.00	0
Houston	36	27,900	6.00	4.00	.05	1,087,6450.32		7,405,240
Irwin	4	25,000	5.50	6.50	.05	161,3040.32		1,098,240
Jeff Davis	28	25,000	5.50	5.25	.05	911,9880.32		6,209,280
Lamar	43	22,500	5.50	6.00	.05	1,440,5690.32		9,808,128
Lanier	0	0	0.00	0.00	.00		00.00	0
Monroe	88	26,000	5.50	5.35	.05	3,037,6770.32		20,682,056
Montgomery	0	0	0.00	0.00	.00		00.00	0
Peach	0	0	0.00	0.00	.00		00.00	0
Pulaski	11	27,900	7.00	3.80	.05	368,3390.32		2,507,839
Telfair	0	0	0.00	0.00	.00		00.00	0
Treutlen	0	0	0.00	0.00	.00		00.00	0
Twiggs	0	0	0.00	0.00	.00		00.00	0
Upson	74	22,000	5.50	6.00	.05	2,424,0270.32		16,504,013
Ware	16	22,500	4.25	3.50	.05	241,6180.32		1,645,056
Wheeler	0	0	0.00	0.00	.00		00.00	0
Wilcox	120	26,800	5.50	4.70	.05	3,750,9880.32		25,538,642
<b>Broiler</b>	<b>,100</b>					<b>\$32,335,165</b>		<b>\$220,154,312</b>

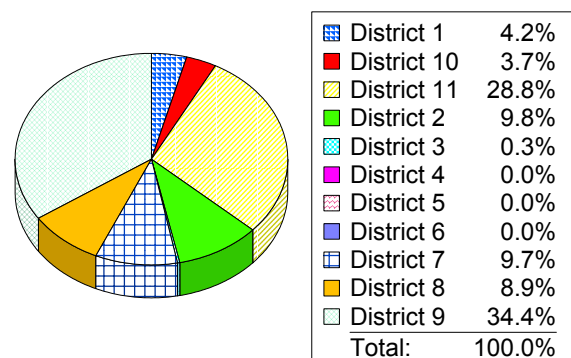
Georgia Total: Breeder Pullet Unit \$126,328,440

Georgia Total: Broiler \$2,821,451,502

Farm Gate Value by Congressional District  
For Breeder Pullet Unit



Farm Gate Value by Congressional District  
For Broiler



# Georgia Congressional District 8

## Hatching Layers

County	# Houses	Avg. Cap.	Grower Price	Grower Value
Appling	8	10,000	29.00	2,320,000
Atkinson	5	12,000	29.00	1,740,000
Bacon	2	30,000	29.00	1,740,000
Ben Hill	0	0	29.00	0
Berrien	5	13,666	29.00	1,981,570
Bibb	0	0	29.00	0
Bleckley	0	0	29.00	0
Charlton	3	13,000	29.00	1,131,000
Clinch	0	0	29.00	0
Coffee	9	10,000	29.00	2,610,000
Crawford	0	0	29.00	0
Dodge	0	0	29.00	0
Dooly	0	0	29.00	0
Echols	0	0	29.00	0
Houston	0	0	29.00	0
Irwin	2	10,000	29.00	580,000
Jeff Davis	0	0	29.00	0
Lamar	0	0	29.00	0
Lanier	3	12,000	29.00	1,044,000
Monroe	0	0	29.00	0
Montgomery	0	0	29.00	0
Peach	0	0	29.00	0
Pulaski	0	0	29.00	0
Telfair	0	0	29.00	0
Treutlen	0	0	29.00	0
Twiggs	0	0	29.00	0
Upson	0	0	29.00	0
Ware	10	13,200	29.00	3,828,000
Wheeler	0	0	29.00	0
Wilcox	0	0	29.00	0

**Hatching Layers** 47

**\$16,974,570**

## Table Layers

County	# Houses	Avg. Cap.	Grower Price	Grower Value
Appling	0	0	9.50	0
Atkinson	0	0	9.50	0
Bacon	6	100,000	9.50	5,700,000
Ben Hill	0	0	9.50	0
Berrien	0	0	9.50	0
Bibb	0	0	9.50	0
Bleckley	0	0	9.50	0
Charlton	2	32,500	9.50	617,500
Clinch	4	14,500	9.50	551,000
Coffee	0	0	9.50	0
Crawford	0	0	9.50	0
Dodge	0	0	9.50	0
Dooly	0	0	9.50	0
Echols	0	0	9.50	0
Houston	0	0	9.50	0
Irwin	0	0	9.50	0
Jeff Davis	8	10,000	9.50	760,000
Lamar	0	0	9.50	0
Lanier	0	0	9.50	0
Monroe	0	0	9.50	0
Montgomery	4	10,000	9.50	380,000
Peach	0	0	9.50	0
Pulaski	0	0	9.50	0
Telfair	1	10,000	9.50	95,000
Treutlen	0	0	9.50	0
Twiggs	0	0	9.50	0
Upson	0	0	9.50	0
Ware	0	0	9.50	0
Wheeler	0	0	9.50	0
Wilcox	0	0	9.50	0

**Table Layers** 25

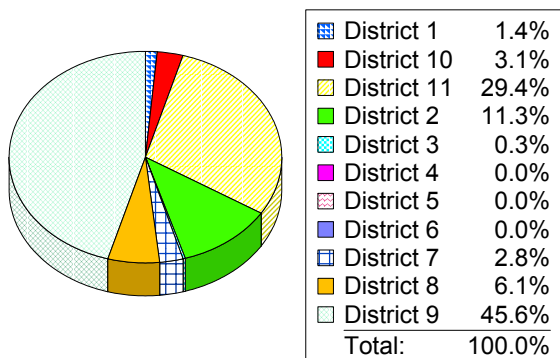
**\$8,103,500**

**Georgia Total: Hatching Layers** \$279,734,820

**Georgia Total: Table Layers** \$119,410,393

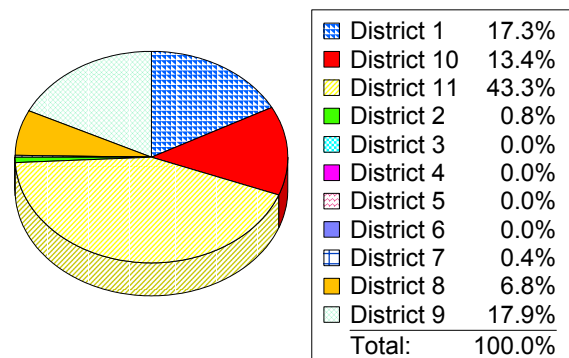
### Farm Gate Value by Congressional District

For Hatching Layers



### Farm Gate Value by Congressional District

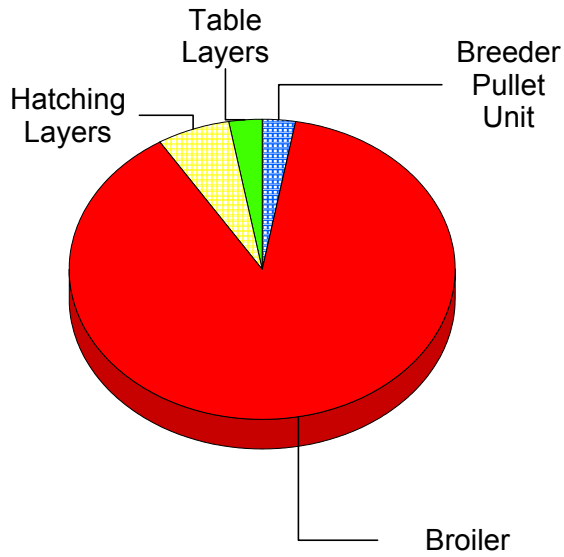
For Table Layers







# Georgia Congressional District 8

District 8      Total      \$285,427,546  
Poultry and Eggs

## District Farm Gate Value For Broilers



	Breeder Pullet Unit	2.8%
	Broiler	88.5%
	Hatching Layers	5.9%
	Table Layers	2.8%
Total:		100.0%

# Georgia Congressional District 8

## Other

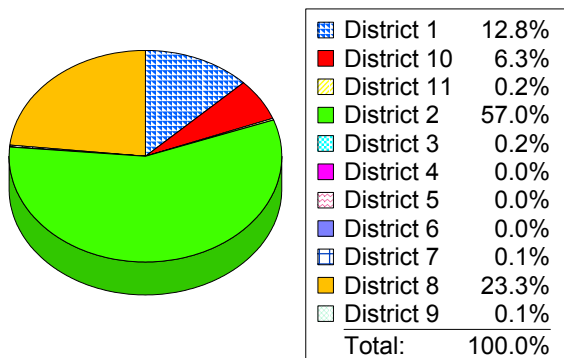
### Crop Insurance

County	Farm Gate Value
Appling	\$1,045,395
Atkinson	\$1,169,911
Bacon	\$1,665,657
Ben Hill	\$829,092
Berrien	\$2,634,349
Bibb	\$5,581
Bleckley	\$991,430
Charlton	\$28,144
Clinch	\$14,186
Coffee	\$2,416,075
Crawford	\$72,223
Dodge	\$1,023,235
Dooly	\$5,853,135
Echols	\$3,459
Houston	\$860,583
Irwin	\$863,063
Jeff Davis	\$929,028
Lamar	\$126,048
Lanier	\$196,587
Monroe	\$26,547
Montgomery	\$254,863
Peach	\$381,309
Pulaski	\$2,545,371
Telfair	\$867,258
Treutlen	\$380,440
Twiggs	\$713,208
Upson	\$0
Ware	\$263,368
Wheeler	\$342,923
Wilcox	\$2,015,450
<b>Crop Insurance</b>	<b>\$28,517,918</b>

Georgia Total: Crop Insurance \$122,416,851

### Farm Gate Value by Congressional District

For Crop Insurance



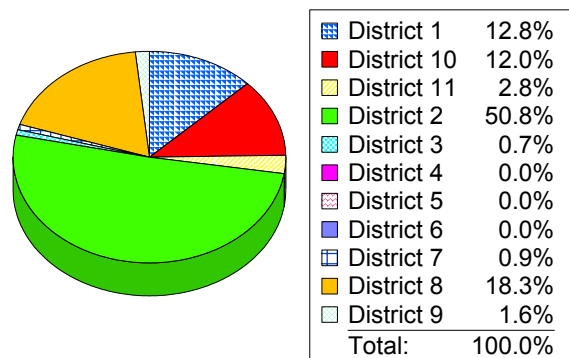
## Government Payments

County	Farm Gate Value
Appling	\$4,700,000
Atkinson	\$1,500,000
Bacon	\$1,000,055
Ben Hill	\$525,000
Berrien	\$2,647,249
Bibb	\$147,796
Bleckley	\$1,089,369
Charlton	\$51,429
Clinch	\$202,243
Coffee	\$8,935,902
Crawford	\$246,489
Dodge	\$2,000,000
Dooly	\$5,265,000
Echols	\$344,038
Houston	\$163,878
Irwin	\$3,680,059
Jeff Davis	\$1,200,000
Lamar	\$854,761
Lanier	\$1,027,759
Monroe	\$518,520
Montgomery	\$615,950
Peach	\$1,871,991
Pulaski	\$3,213,844
Telfair	\$231,901
Treutlen	\$833,500
Twiggs	\$570,970
Upson	\$427,804
Ware	\$1,429,213
Wheeler	\$1,424,563
Wilcox	\$4,270,000
<b>Government Payments</b>	<b>\$50,989,283</b>

Georgia Total: Government Payments \$278,485,126

### Farm Gate Value by Congressional District

For Government Payments



# Georgia Congressional District 8

## Hunting Leases - Deer

County	Acres	Farm Gate	
		Price	Value
Appling	90,000	\$8.00	\$720,000
Atkinson	60,000	\$8.00	\$480,000
Bacon	164,619	\$8.00	\$1,316,952
Ben Hill	50,000	\$8.00	\$400,000
Berrien	65,000	\$8.00	\$520,000
Bibb	0	\$0.00	\$0
Bleckley	20,000	\$8.00	\$160,000
Charlton	200,000	\$8.00	\$1,600,000
Clinch	380,000	\$8.00	\$3,040,000
Coffee	120,000	\$8.00	\$960,000
Crawford	20,000	\$8.00	\$160,000
Dodge	75,000	\$8.00	\$600,000
Dooly	46,700	\$10.00	\$467,000
Echols	210,000	\$2.00	\$420,000
Houston	90,000	\$8.00	\$720,000
Irwin	14,000	\$8.00	\$112,000
Jeff Davis	25,000	\$8.00	\$200,000
Lamar	10,000	\$8.00	\$80,000
Lanier	25,700	\$8.00	\$205,600
Monroe	18,000	\$8.00	\$144,000
Montgomery	10,000	\$8.00	\$80,000
Peach	25,000	\$8.00	\$200,000
Pulaski	20,000	\$8.00	\$160,000
Telfair	20,000	\$8.00	\$160,000
Treutlen	11,000	\$8.00	\$88,000
Twiggs	120,000	\$8.00	\$960,000
Upson	30,000	\$8.00	\$240,000
Ware	120,000	\$8.00	\$960,000
Wheeler	33,000	\$8.00	\$264,000
Wilcox	30,000	\$8.00	\$240,000

Hunting Leases - Deer 2,103,019

\$15,657,552

Georgia Total: Hunting Leases - Deer \$71,202,528

## Hunting Leases - Duck

County	Acres	Farm Gate	
		Price	Value
Appling	0	\$0.00	\$0
Atkinson	0	\$0.00	\$0
Bacon	0	\$0.00	\$0
Ben Hill	0	\$0.00	\$0
Berrien	100	\$50.00	\$5,000
Bibb	0	\$0.00	\$0
Bleckley	0	\$0.00	\$0
Charlton	0	\$0.00	\$0
Clinch	0	\$0.00	\$0
Coffee	0	\$0.00	\$0
Crawford	0	\$0.00	\$0
Dodge	0	\$0.00	\$0
Dooly	0	\$0.00	\$0
Echols	0	\$0.00	\$0
Houston	0	\$0.00	\$0
Irwin	0	\$0.00	\$0
Jeff Davis	0	\$0.00	\$0
Lamar	0	\$0.00	\$0
Lanier	500	\$50.00	\$25,000
Monroe	100	\$50.00	\$5,000
Montgomery	0	\$0.00	\$0
Peach	0	\$0.00	\$0
Pulaski	100	\$50.00	\$5,000
Telfair	0	\$0.00	\$0
Treutlen	0	\$0.00	\$0
Twiggs	0	\$0.00	\$0
Upson	0	\$0.00	\$0
Ware	0	\$0.00	\$0
Wheeler	0	\$0.00	\$0
Wilcox	0	\$0.00	\$0

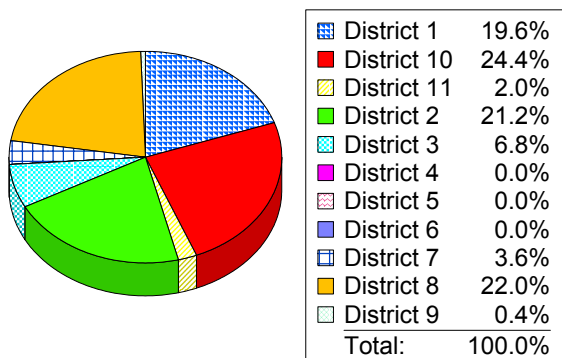
Hunting Leases - Duck 800

\$40,000

Georgia Total: Hunting Leases - Duck \$682,500

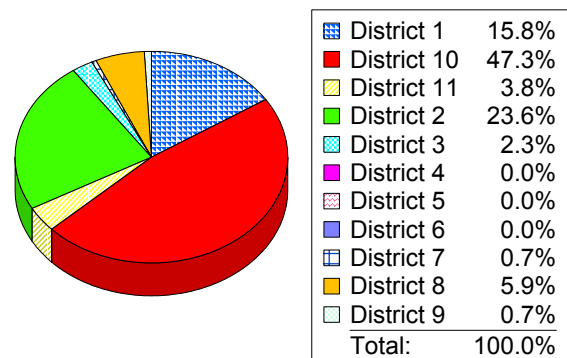
### Farm Gate Value by Congressional District

For Hunting Leases - Deer



### Farm Gate Value by Congressional District

For Hunting Leases - Duck



# Georgia Congressional District 8

## Hunting Leases - Turkey

County	Acres	Price	Farm Gate Value
Appling	5,000	\$2.00	\$10,000
Atkinson	2,000	\$2.00	\$4,000
Bacon	0	\$0.00	\$0
Ben Hill	0	\$0.00	\$0
Berrien	8,000	\$2.00	\$16,000
Bibb	0	\$0.00	\$0
Bleckley	10,000	\$2.00	\$20,000
Charlton	25,000	\$2.00	\$50,000
Clinch	0	\$0.00	\$0
Coffee	4,000	\$2.00	\$8,000
Crawford	5,000	\$2.00	\$10,000
Dodge	0	\$0.00	\$0
Dooly	0	\$0.00	\$0
Echols	0	\$0.00	\$0
Houston	0	\$0.00	\$0
Irwin	0	\$0.00	\$0
Jeff Davis	0	\$0.00	\$0
Lamar	2,500	\$2.00	\$5,000
Lanier	6,500	\$2.00	\$13,000
Monroe	18,000	\$2.00	\$36,000
Montgomery	0	\$0.00	\$0
Peach	0	\$0.00	\$0
Pulaski	1,200	\$2.00	\$2,400
Telfair	20,000	\$2.00	\$40,000
Treutlen	0	\$0.00	\$0
Twiggs	5,000	\$2.00	\$10,000
Upson	1,000	\$2.00	\$2,000
Ware	120,000	\$2.00	\$240,000
Wheeler	2,000	\$2.00	\$4,000
Wilcox	0	\$0.00	\$0
<b>Hunting Leases - Turkey</b>	<b>235,200</b>		<b>\$470,400</b>

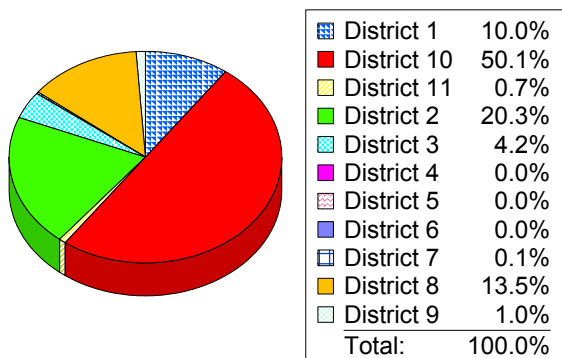
Georgia Total: Hunting Leases - Turkey \$3,487,636

## Miscellaneous

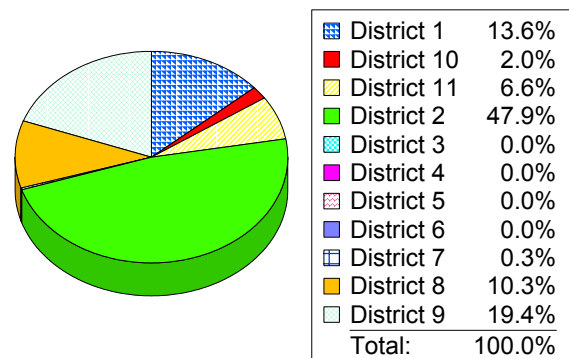
County	Farm Gate Value
Appling	\$738,775
Atkinson	\$225,000
Bacon	\$0
Ben Hill	\$32,000
Berrien	\$100,000
Bibb	\$0
Bleckley	\$0
Charlton	\$0
Clinch	\$0
Coffee	\$179,050
Crawford	\$0
Dodge	\$0
Dooly	\$0
Echols	\$738,000
Houston	\$0
Irwin	\$0
Jeff Davis	\$0
Lamar	\$0
Lanier	\$105,000
Monroe	\$0
Montgomery	\$0
Peach	\$57,500
Pulaski	\$0
Telfair	\$0
Treutlen	\$0
Twiggs	\$170,250
Upson	\$33,675
Ware	\$0
Wheeler	\$462,050
Wilcox	\$0
<b>Miscellaneous</b>	<b>\$2,841,300</b>

Georgia Total: Miscellaneous \$27,636,730

**Farm Gate Value by Congressional District**  
For Hunting Leases - Turkey



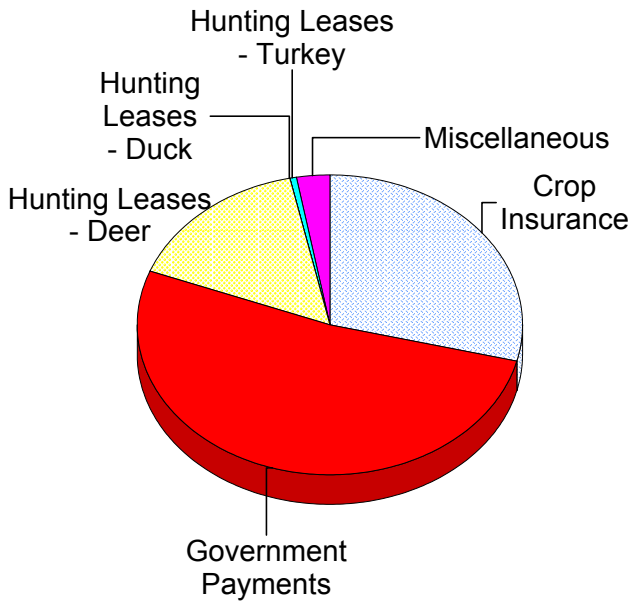
**Farm Gate Value by Congressional District**  
For Miscellaneous










# Georgia Congressional District 8

District 8      Total      \$98,516,453  
 Other

## District Farm Gate Value For Other



	Crop Insurance	28.9%
	Government Payments	51.8%
	Hunting Leases - Deer	15.9%
	Hunting Leases - Duck	0.0%
	Hunting Leases - Turkey	0.5%
	Miscellaneous	2.9%
	Miscellaneous Other	0.0%
Total:		100.0%