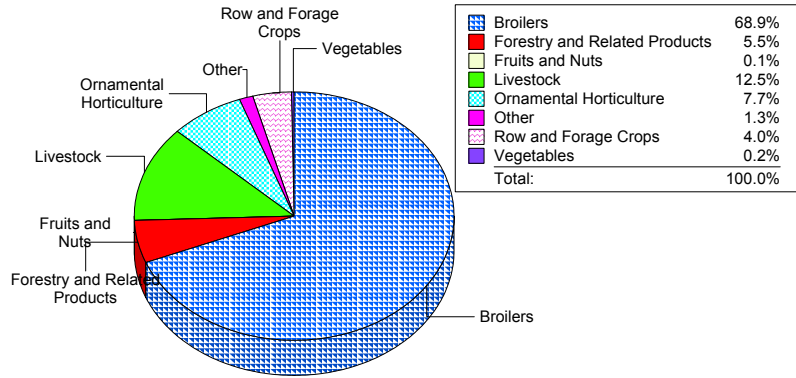


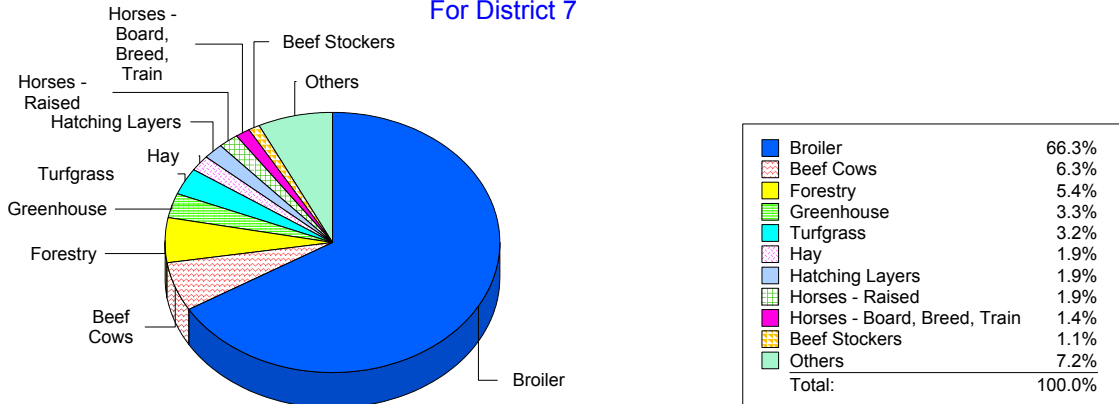
2000 Farm Gate Value, Summary Tables

County	Farm Gate Value
Bartow	145,856,789
Carroll	77,414,480
Chattooga	9,577,928
Cobb	1,636,455
Douglas	6,935,679
Floyd	57,028,337
Haralson	28,170,547
Heard	37,658,239
Paulding	16,569,619
Polk	21,129,412
Troup	13,745,312
District 7	415,722,798

Total Farm Gate Value
For District 7



Top Ten Commodities
For District 7



	Broilers	Forestry and Related Products	Fruits and Nuts	Livestock	Ornamental Horticulture	Other	Row and Forage Crops	Vegetables	Total Farm Gate
District 1	\$147,025,193	\$143,510,535	\$17,838,026	\$77,235,170	\$34,093,587	\$69,549,286	\$162,626,299	\$117,620,513	\$769,498,609
District 2	\$321,069,490	\$146,284,324	\$96,265,489	\$207,169,539	\$121,906,840	\$240,498,036	\$725,511,521	\$386,605,458	\$2,245,310,696
District 3	\$10,470,720	\$22,058,567	\$3,785,650	\$42,768,825	\$30,611,773	\$7,031,035	\$8,688,378	\$1,250,570	\$126,665,518
District 4	\$0	\$173,308	\$0	\$216,000	\$1,909,500	\$0	\$0	\$0	\$2,298,808
District 5	\$0	\$1,061,585	\$136,010	\$1,759,667	\$25,203,365	\$19,234	\$137,045	\$0	\$28,316,906
District 6	\$0	\$1,101,545	\$136,010	\$1,759,667	\$26,799,860	\$19,234	\$137,045	\$0	\$29,953,361
District 7	\$286,279,615	\$23,058,092	\$233,713	\$51,796,547	\$31,829,220	\$5,379,006	\$16,435,774	\$710,831	\$415,722,798
District 8	\$285,427,546	\$184,073,770	\$74,530,791	\$142,603,381	\$61,709,566	\$98,516,453	\$365,511,421	\$115,523,807	\$1,327,896,735
District 9	\$1,182,551,506	\$29,867,181	\$8,788,079	\$95,815,637	\$44,916,690	\$10,352,341	\$15,651,091	\$7,319,665	\$1,395,262,190
District 10	\$136,534,996	\$145,560,247	\$5,729,820	\$197,065,553	\$73,297,083	\$61,153,731	\$113,114,880	\$5,045,600	\$737,501,909
District 11	\$977,566,089	\$28,865,874	\$2,746,633	\$119,542,981	\$83,281,000	\$11,393,015	\$22,261,286	\$1,320,668	\$1,246,977,545
Georgia	\$3,346,925,155	\$725,615,027	\$210,190,220	\$937,732,966	\$535,558,482	\$503,911,371	\$1,430,074,743	\$635,397,111	\$8,325,405,075

Georgia Congressional District 7

Row and Forage Crops

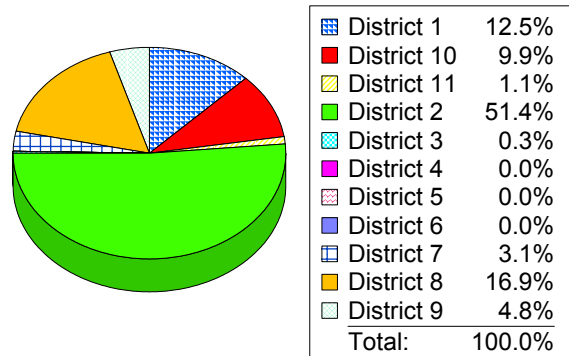
Georgia Total: Corn

\$77,023,882

Barley

County	Acres	Yield	Price	Farm Gate Value
Bartow	0.0	0.0	\$2.36	\$0
Carroll	0.0	0.0	\$2.36	\$0
Chattooga	0.0	0.0	\$2.36	\$0
Cobb	0.0	0.0	\$2.36	\$0
Douglas	0.0	0.0	\$2.36	\$0
Floyd	100.0	32.0	\$2.36	\$7,552
Haralson	0.0	0.0	\$2.36	\$0
Heard	0.0	0.0	\$2.36	\$0
Paulding	0.0	0.0	\$2.36	\$0
Polk	0.0	0.0	\$2.36	\$0
Troup	0.0	0.0	\$2.36	\$0
Barley	100			\$7,552

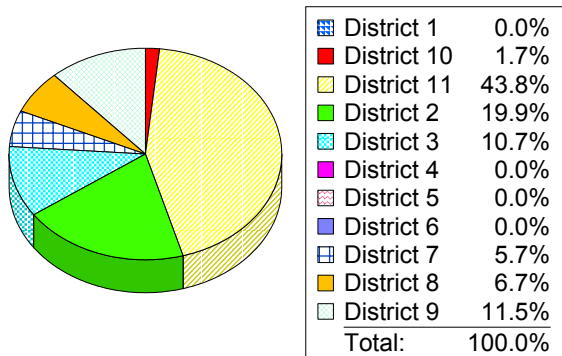
Farm Gate Value by Congressional District For Corn



Georgia Total: Barley

\$132,849

Farm Gate Value by Congressional District For Barley



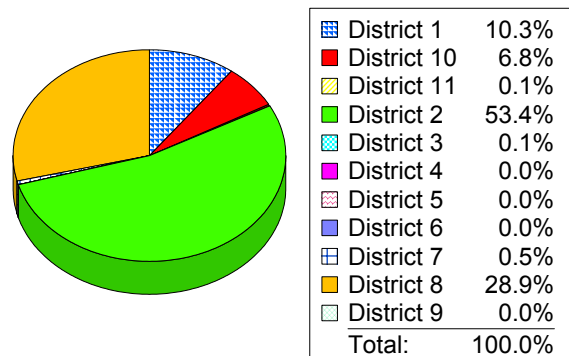
Cotton

County	Acres	Yield	Price	Farm Gate Value
Bartow	2,350.0	725.0	\$0.68	\$1,158,550
Carroll	0.0	0.0	\$0.68	\$0
Chattooga	450.0	700.0	\$0.68	\$214,200
Cobb	0.0	0.0	\$0.68	\$0
Douglas	0.0	0.0	\$0.68	\$0
Floyd	3,000.0	650.0	\$0.68	\$1,326,000
Haralson	0.0	0.0	\$0.68	\$0
Heard	0.0	0.0	\$0.68	\$0
Paulding	0.0	0.0	\$0.68	\$0
Polk	1,600.0	350.0	\$0.60	\$336,000
Troup	0.0	0.0	\$0.68	\$0
Cotton	7,400			\$3,034,750

Georgia Total: Cotton

\$618,817,220

Farm Gate Value by Congressional District For Cotton



Corn

County	Acres	Yield	Price	Farm Gate Value
Bartow	3,400.0	107.0	\$2.15	\$782,170
Carroll	0.0	0.0	\$2.15	\$0
Chattooga	2,000.0	50.7	\$2.15	\$218,010
Cobb	0.0	0.0	\$2.15	\$0
Douglas	0.0	0.0	\$2.15	\$0
Floyd	3,635.0	110.0	\$2.15	\$859,678
Haralson	1,200.0	110.0	\$2.15	\$283,800
Heard	180.0	55.0	\$2.15	\$21,285
Paulding	250.0	40.0	\$2.15	\$21,500
Polk	1,700.0	60.0	\$1.90	\$193,800
Troup	0.0	0.0	\$2.15	\$0
Corn	12,365			\$2,380,243

Georgia Congressional District 7

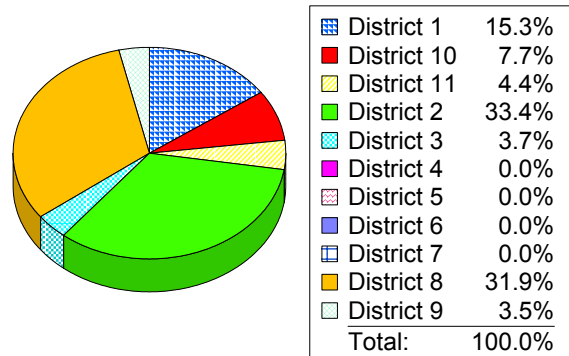
Hay

County	Acres	Yield	Price	Farm Gate Value
Bartow	16,500.0	2.4	\$55.00	\$2,178,000
Carroll	6,500.0	3.0	\$55.00	\$1,072,500
Chattooga	3,500.0	2.5	\$55.00	\$481,250
Cobb	0.0	0.0	\$0.00	\$0
Douglas	600.0	2.0	\$55.00	\$66,000
Floyd	10,000.0	4.0	\$55.00	\$2,200,000
Haralson	4,800.0	2.2	\$55.00	\$580,800
Heard	700.0	3.5	\$55.00	\$134,750
Paulding	3,000.0	2.0	\$55.00	\$330,000
Polk	5,041.0	2.4	\$55.00	\$665,412
Troup	3,000.0	2.0	\$55.00	\$330,000
Hay	53,641			\$8,038,712

Georgia Total: Miscellaneous Row Crops

\$9,439,059

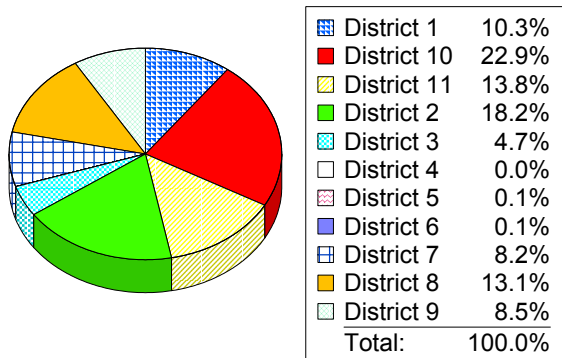
Farm Gate Value by Congressional District For Miscellaneous Row Crops



Georgia Total: Hay

\$97,526,076

Farm Gate Value by Congressional District For Hay



Oats

County	Acres	Yield	Price	Farm Gate Value
Bartow	0.0	0.0	\$0.00	\$0
Carroll	0.0	0.0	\$0.00	\$0
Chattooga	0.0	0.0	\$0.00	\$0
Cobb	0.0	0.0	\$0.00	\$0
Douglas	0.0	0.0	\$0.00	\$0
Floyd	100.0	35.0	\$1.25	\$4,375
Haralson	0.0	0.0	\$0.00	\$0
Heard	0.0	0.0	\$0.00	\$0
Paulding	0.0	0.0	\$0.00	\$0
Polk	0.0	0.0	\$0.00	\$0
Troup	0.0	0.0	\$0.00	\$0
Oats	100			\$4,375

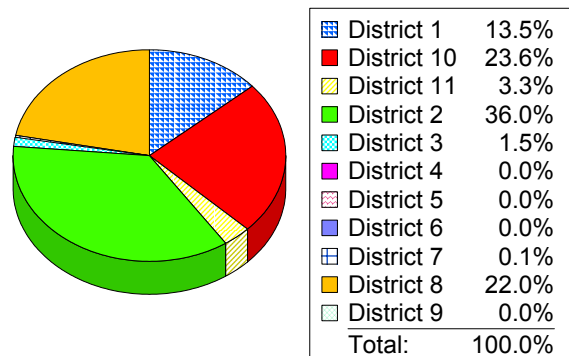
Miscellaneous Row Crops

County	Farm Gate Value
Bartow	\$0
Carroll	\$0
Chattooga	\$0
Cobb	\$0
Douglas	\$0
Floyd	\$0
Haralson	\$0
Heard	\$0
Paulding	\$0
Polk	\$0
Troup	\$0
Miscellaneous Row Crops	\$0

Georgia Total: Oats

\$4,378,925

Farm Gate Value by Congressional District For Oats



Georgia Congressional District 7

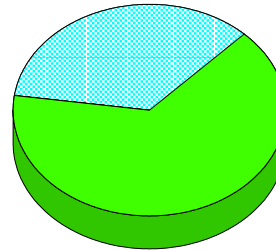
Peanuts - Additional

Georgia Total: Peanuts - Quota

\$353,238,840

County	Acres	Yield	Price	Farm Gate Value
Bartow	0.0	0	\$0.00	\$0
Carroll	0.0	0	\$0.00	\$0
Chattooga	0.0	0	\$0.00	\$0
Cobb	0.0	0	\$0.00	\$0
Douglas	0.0	0	\$0.00	\$0
Floyd	0.0	0	\$0.00	\$0
Haralson	0.0	0	\$0.00	\$0
Heard	0.0	0	\$0.00	\$0
Paulding	0.0	0	\$0.00	\$0
Polk	0.0	0	\$0.00	\$0
Troup	0.0	0	\$0.00	\$0
Peanuts - Additional	0			\$0

Farm Gate Value by Congressional District
For Peanuts - Quota

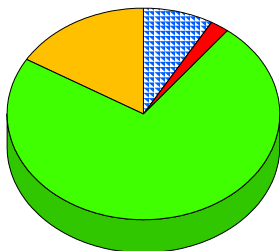


District 1	7.9%
District 10	4.2%
District 11	0.0%
District 2	65.2%
District 3	0.0%
District 4	0.0%
District 5	0.0%
District 6	0.0%
District 7	0.0%
District 8	22.7%
District 9	0.0%
Total	100.0%

Georgia Total: Peanuts - Additional

\$46,377,049

Farm Gate Value by Congressional District
For Peanuts - Additional



District 1	8.4%
District 10	2.1%
District 11	0.0%
District 2	73.0%
District 3	0.0%
District 4	0.0%
District 5	0.0%
District 6	0.0%
District 7	0.0%
District 8	16.5%
District 9	0.0%
Total	100.0%

Rye

County	Acres	Yield	Price	Farm Gate Value
Bartow	0.0	0.0	\$0.00	\$0
Carroll	0.0	0.0	\$0.00	\$0
Chattooga	0.0	0.0	\$0.00	\$0
Cobb	0.0	0.0	\$0.00	\$0
Douglas	0.0	0.0	\$0.00	\$0
Floyd	100.0	30.0	\$6.00	\$18,000
Haralson	0.0	0.0	\$0.00	\$0
Heard	0.0	0.0	\$0.00	\$0
Paulding	0.0	0.0	\$0.00	\$0
Polk	0.0	0.0	\$0.00	\$0
Troup	0.0	0.0	\$0.00	\$0
Rye	100			\$18,000

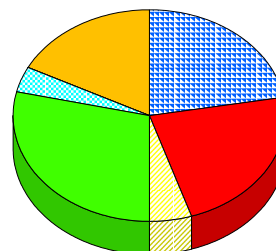
Peanuts - Quota

Georgia Total: Rye

\$14,406,249

County	Acres	Yield	Price	Farm Gate Value
Bartow	0.0	0	\$0.00	\$0
Carroll	0.0	0	\$0.00	\$0
Chattooga	0.0	0	\$0.00	\$0
Cobb	0.0	0	\$0.00	\$0
Douglas	0.0	0	\$0.00	\$0
Floyd	0.0	0	\$0.00	\$0
Haralson	0.0	0	\$0.00	\$0
Heard	0.0	0	\$0.00	\$0
Paulding	0.0	0	\$0.00	\$0
Polk	0.0	0	\$0.00	\$0
Troup	0.0	0	\$0.00	\$0
Peanuts - Quota	0			\$0

Farm Gate Value by Congressional District
For Rye



District 1	22.3%
District 10	22.7%
District 11	4.9%
District 2	28.8%
District 3	3.8%
District 4	0.0%
District 5	0.0%
District 6	0.0%
District 7	0.1%
District 8	17.3%
District 9	0.1%
Total	100.0%

Georgia Congressional District 7

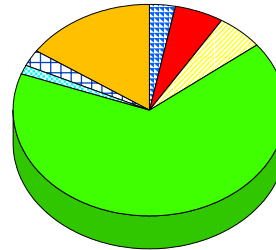
Silage

Georgia Total: Sorghum

\$3,093,190

County	Acres	Yield	Price	Farm Gate Value
Bartow	1,200.0	15.0	\$21.00	\$378,000
Carroll	50.0	12.0	\$21.00	\$12,600
Chattooga	0.0	0.0	\$0.00	\$0
Cobb	0.0	0.0	\$0.00	\$0
Douglas	150.0	15.0	\$21.00	\$47,250
Floyd	200.0	15.0	\$21.00	\$63,000
Haralson	0.0	0.0	\$0.00	\$0
Heard	25.0	9.0	\$21.00	\$4,725
Paulding	500.0	9.0	\$21.00	\$94,500
Polk	0.0	0.0	\$0.00	\$0
Troup	0.0	0.0	\$0.00	\$0
Silage	2,125			\$600,075

Farm Gate Value by Congressional District
For Sorghum

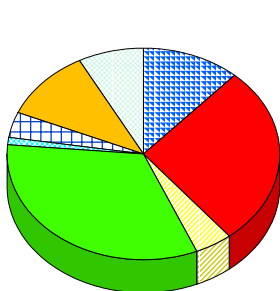


District 1	2.9%
District 10	6.0%
District 11	5.5%
District 2	66.0%
District 3	1.5%
District 4	0.0%
District 5	0.0%
District 6	0.0%
District 7	2.5%
District 8	15.5%
District 9	0.0%
Total:	100.0%

Georgia Total: Silage

\$14,849,158

Farm Gate Value by Congressional District
For Silage



District 1	11.7%
District 10	27.4%
District 11	4.6%
District 2	32.7%
District 3	1.1%
District 4	0.0%
District 5	0.0%
District 6	0.0%
District 7	4.0%
District 8	10.9%
District 9	7.7%
Total:	100.0%

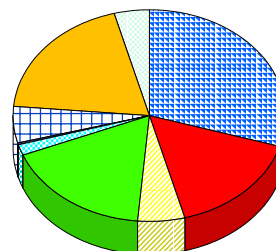
Soybeans

County	Acres	Yield	Price	Farm Gate Value
Bartow	5,000.0	35.0	\$5.30	\$927,500
Carroll	0.0	0.0	\$0.00	\$0
Chattooga	800.0	21.7	\$5.30	\$92,008
Cobb	0.0	0.0	\$0.00	\$0
Douglas	0.0	0.0	\$0.00	\$0
Floyd	625.0	31.0	\$5.30	\$102,688
Haralson	1,000.0	20.0	\$5.30	\$106,000
Heard	0.0	0.0	\$0.00	\$0
Paulding	0.0	0.0	\$0.00	\$0
Polk	409.0	15.0	\$5.30	\$32,516
Troup	0.0	0.0	\$0.00	\$0
Soybeans	7,834			\$1,260,711

Georgia Total: Soybeans

\$22,945,319

Farm Gate Value by Congressional District
For Soybeans



District 1	29.7%
District 10	16.0%
District 11	5.6%
District 2	17.6%
District 3	1.6%
District 4	0.0%
District 5	0.1%
District 6	0.1%
District 7	5.5%
District 8	19.7%
District 9	4.1%
Total:	100.0%

Sorghum

County	Acres	Yield	Price	Farm Gate Value
Bartow	0.0	0.0	\$0.00	\$0
Carroll	0.0	0.0	\$0.00	\$0
Chattooga	0.0	0.0	\$0.00	\$0
Cobb	0.0	0.0	\$0.00	\$0
Douglas	0.0	0.0	\$0.00	\$0
Floyd	430.0	65.0	\$1.90	\$53,105
Haralson	200.0	45.0	\$1.90	\$17,100
Heard	10.0	45.0	\$1.90	\$855
Paulding	0.0	0.0	\$0.00	\$0
Polk	128.0	30.0	\$1.90	\$7,296
Troup	0.0	0.0	\$0.00	\$0
Sorghum	768			\$78,356

Georgia Congressional District 7

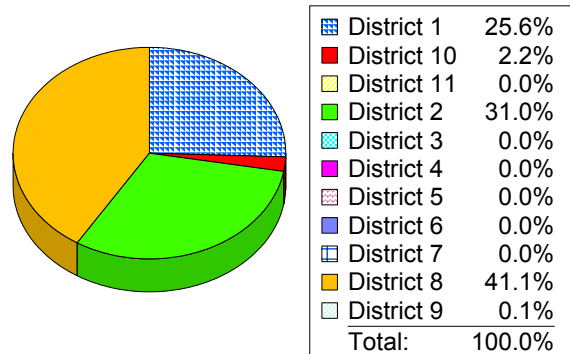
Straw

Georgia Total: Tobacco

\$120,363,272

County	Acres	Yield	Price	Farm Gate Value
Bartow	1,800.0	75.0	\$2.00	\$270,000
Carroll	0.0	0.0	\$0.00	\$0
Chattooga	400.0	90.0	\$2.00	\$72,000
Cobb	0.0	0.0	\$0.00	\$0
Douglas	100.0	50.0	\$5.00	\$25,000
Floyd	500.0	80.0	\$3.50	\$140,000
Haralson	400.0	50.0	\$2.00	\$40,000
Heard	0.0	0.0	\$0.00	\$0
Paulding	0.0	0.0	\$0.00	\$0
Polk	45.0	75.0	\$1.50	\$5,063
Troup	0.0	0.0	\$0.00	\$0
Straw	3,245			\$552,063

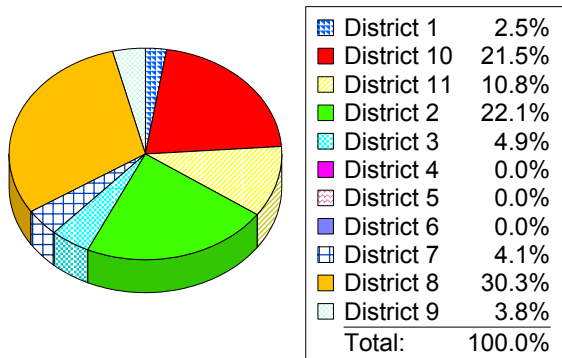
Farm Gate Value by Congressional District
For Tobacco



Georgia Total: Straw

\$13,507,534

Farm Gate Value by Congressional District
For Straw



Wheat

County	Acres	Yield	Price	Farm Gate Value
Bartow	2,500.0	33.0	\$2.70	\$222,750
Carroll	50.0	52.0	\$2.70	\$7,020
Chattooga	500.0	45.0	\$2.70	\$60,750
Cobb	0.0	0.0	\$0.00	\$0
Douglas	0.0	0.0	\$0.00	\$0
Floyd	310.0	42.0	\$2.70	\$35,154
Haralson	600.0	54.0	\$2.70	\$87,480
Heard	92.0	41.0	\$2.70	\$10,184
Paulding	0.0	0.0	\$0.00	\$0
Polk	376.0	40.0	\$2.50	\$37,600
Troup	0.0	0.0	\$0.00	\$0
Wheat	4,428			\$460,938

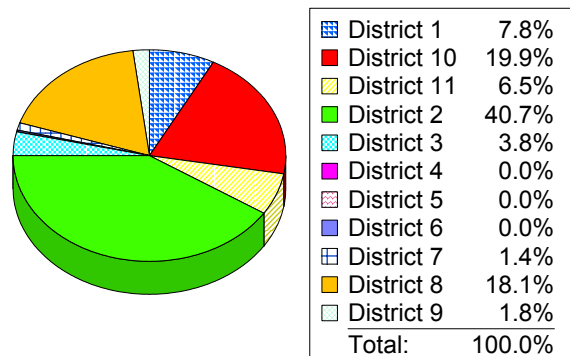
Tobacco

Georgia Total: Wheat

\$33,976,120

County	Acres	Yield	Price	Farm Gate Value
Bartow	0.0	0	\$0.00	\$0
Carroll	0.0	0	\$0.00	\$0
Chattooga	0.0	0	\$0.00	\$0
Cobb	0.0	0	\$0.00	\$0
Douglas	0.0	0	\$0.00	\$0
Floyd	0.0	0	\$0.00	\$0
Haralson	0.0	0	\$0.00	\$0
Heard	0.0	0	\$0.00	\$0
Paulding	0.0	0	\$0.00	\$0
Polk	0.0	0	\$0.00	\$0
Troup	0.0	0	\$0.00	\$0
Tobacco	0			\$0

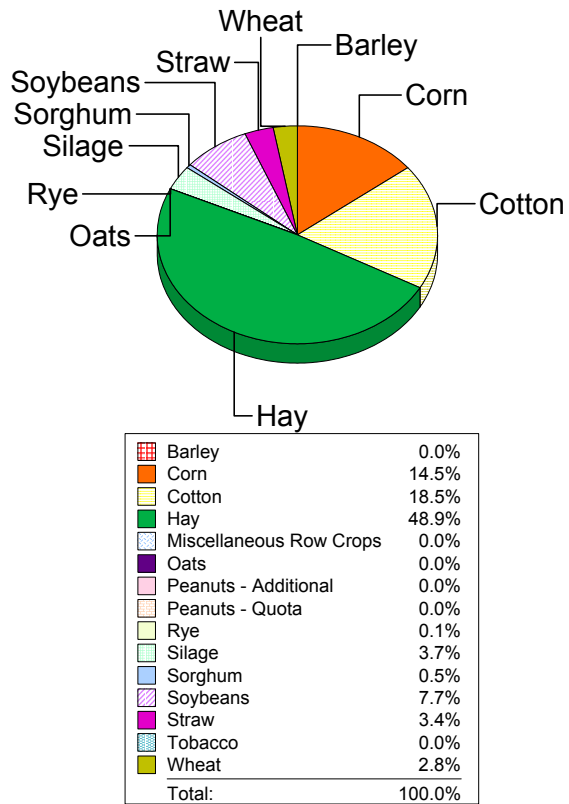
Farm Gate Value by Congressional District
For Wheat



Georgia Congressional District 7

District 7 Total \$16,435,774
 Row and Forage Crops

District Farm Gate Value For Row and Forage Crops



Georgia Congressional District 7

Fruits and Nuts

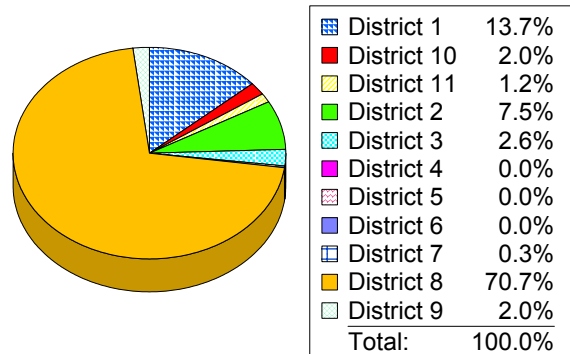
Apples

County	Acres	Yield	Price	Farm Gate Value
Bartow	0.0	0.0	\$14.00	\$0
Carroll	0.0	0.0	\$14.00	\$0
Chattooga	0.0	0.0	\$14.00	\$0
Cobb	0.0	0.0	\$14.00	\$0
Douglas	1.0	150.0	\$14.00	\$2,100
Floyd	8.0	85.0	\$8.00	\$5,440
Haralson	0.0	0.0	\$14.00	\$0
Heard	0.0	0.0	\$14.00	\$0
Paulding	25.0	195.0	\$14.00	\$68,250
Polk	0.0	0.0	\$14.00	\$0
Troup	0.0	0.0	\$14.00	\$0
Apples	34			\$75,790

Georgia Total: Blueberries - Fresh

\$14,474,504

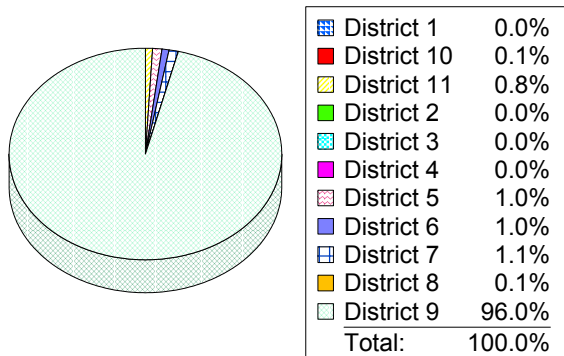
Farm Gate Value by Congressional District For Blueberries - Fresh



Georgia Total: Apples

\$6,933,102

Farm Gate Value by Congressional District For Apples



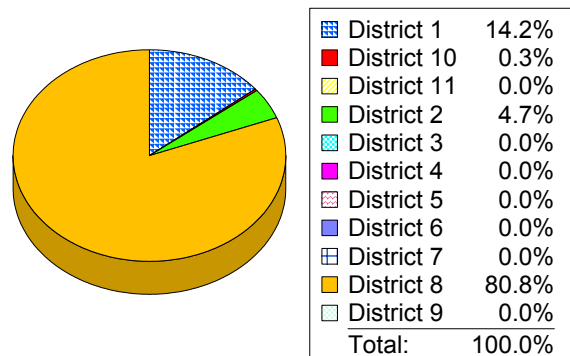
Blueberries - Frozen

County	Acres	Yield	Price	Farm Gate Value
Bartow	0.0	0	\$0.00	\$0
Carroll	0.0	0	\$0.00	\$0
Chattooga	0.0	0	\$0.00	\$0
Cobb	0.0	0	\$0.00	\$0
Douglas	0.0	0	\$0.00	\$0
Floyd	0.0	0	\$0.00	\$0
Haralson	0.0	0	\$0.00	\$0
Heard	0.0	0	\$0.00	\$0
Paulding	0.0	0	\$0.00	\$0
Polk	0.0	0	\$0.00	\$0
Troup	0.0	0	\$0.00	\$0
Blueberries - Frozen	0			\$0

Georgia Total: Blueberries - Frozen

\$7,549,540

Farm Gate Value by Congressional District For Blueberries - Frozen



Blueberries - Fresh

County	Acres	Yield	Price	Farm Gate Value
Bartow	0.0	0	\$0.00	\$0
Carroll	0.0	0	\$0.00	\$0
Chattooga	0.0	0	\$0.00	\$0
Cobb	0.0	0	\$0.00	\$0
Douglas	2.0	2,000	\$1.25	\$5,000
Floyd	10.0	2,500	\$1.25	\$31,250
Haralson	0.0	0	\$0.00	\$0
Heard	0.0	0	\$0.00	\$0
Paulding	3.0	2,000	\$1.25	\$7,500
Polk	0.0	0	\$0.00	\$0
Troup	0.0	0	\$0.00	\$0
Blueberries - Fresh	15			\$43,750

Georgia Congressional District 7

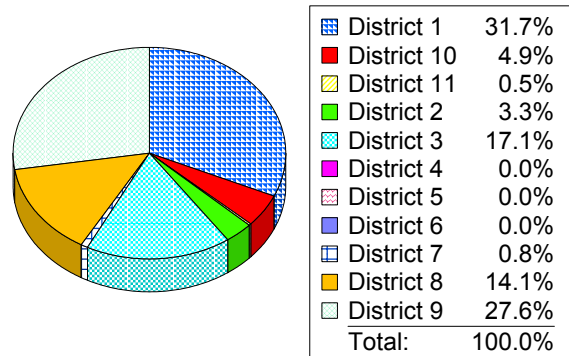
Grapes

County	Acres	Yield	Price	Farm Gate Value
Bartow	0.0	0	\$0.00	\$0
Carroll	5.0	700	\$0.78	\$2,713
Chattooga	0.0	0	\$0.00	\$0
Cobb	0.0	0	\$0.00	\$0
Douglas	0.0	0	\$0.00	\$0
Floyd	4.0	5,000	\$0.78	\$15,500
Haralson	0.0	0	\$0.00	\$0
Heard	0.0	0	\$0.00	\$0
Paulding	6.0	4,000	\$0.78	\$18,600
Polk	0.0	0	\$0.00	\$0
Troup	0.0	0	\$0.00	\$0
Grapes	15			\$36,813

Georgia Total: Miscellaneous Fruit and Nut

\$1,407,245

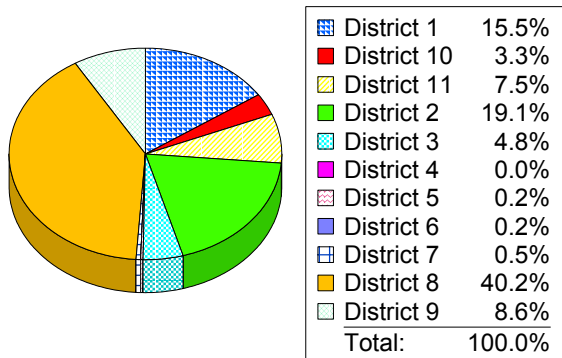
Farm Gate Value by Congressional District
For Miscellaneous Fruit and Nut



Georgia Total: Grapes

\$6,902,468

Farm Gate Value by Congressional District
For Grapes



Peaches

County	Acres	Yield	Price	Farm Gate Value
Bartow	0.0	0	\$0.00	\$0
Carroll	0.0	0	\$0.00	\$0
Chattooga	0.0	0	\$0.00	\$0
Cobb	0.0	0	\$0.00	\$0
Douglas	0.0	0	\$0.00	\$0
Floyd	0.0	0	\$0.00	\$0
Haralson	0.0	0	\$0.00	\$0
Heard	0.0	0	\$0.00	\$0
Paulding	6.0	5,000	\$0.33	\$9,900
Polk	0.0	0	\$0.00	\$0
Troup	0.0	0	\$0.00	\$0
Peaches	6			\$9,900

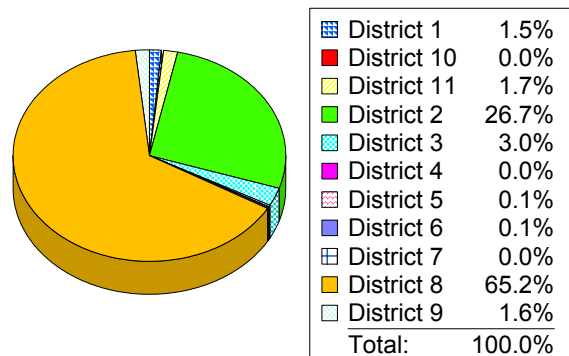
Miscellaneous Fruit and Nut

County	Farm Gate Value
Bartow	\$0
Carroll	\$0
Chattooga	\$0
Cobb	\$0
Douglas	\$0
Floyd	\$0
Haralson	\$11,300
Heard	\$0
Paulding	\$0
Polk	\$0
Troup	\$0
Miscellaneous Fruits/Nuts	\$11,300

Georgia Total: Peaches

\$39,922,063

Farm Gate Value by Congressional District
For Peaches



Georgia Congressional District 7

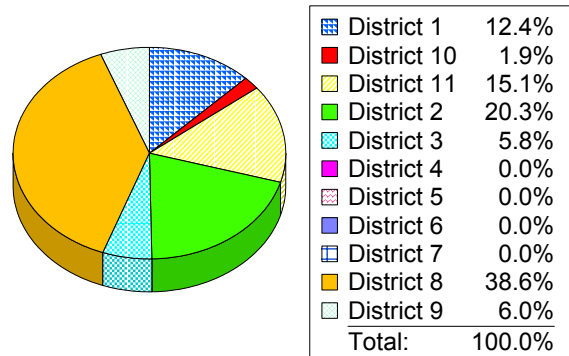
Pecans

County	Acres	Yield	Price	Farm Gate Value
Bartow	0.0	0	\$0.00	\$0
Carroll	0.0	0	\$0.00	\$0
Chattooga	20.0	1,200	\$1.30	\$31,200
Cobb	0.0	0	\$0.00	\$0
Douglas	0.0	0	\$0.00	\$0
Floyd	0.0	0	\$0.00	\$0
Haralson	10.0	120	\$1.30	\$15,600
Heard	0.0	0	\$0.00	\$0
Paulding	6.0	1,000	\$1.30	\$7,800
Polk	0.0	0	\$0.00	\$0
Troup	20.0	600	\$1.30	\$15,600
Pecans	56			\$56,160

Georgia Total: Strawberries

\$3,797,133

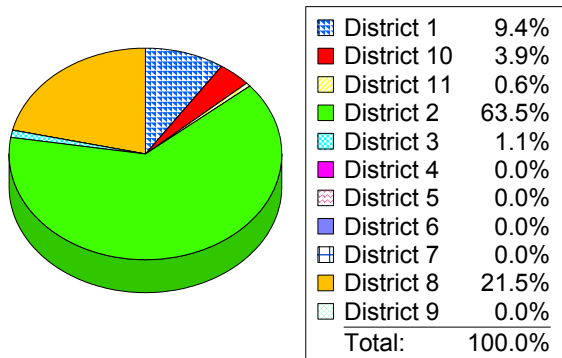
Farm Gate Value by Congressional District
For Strawberries



Georgia Total: Pecans

\$129,204,166

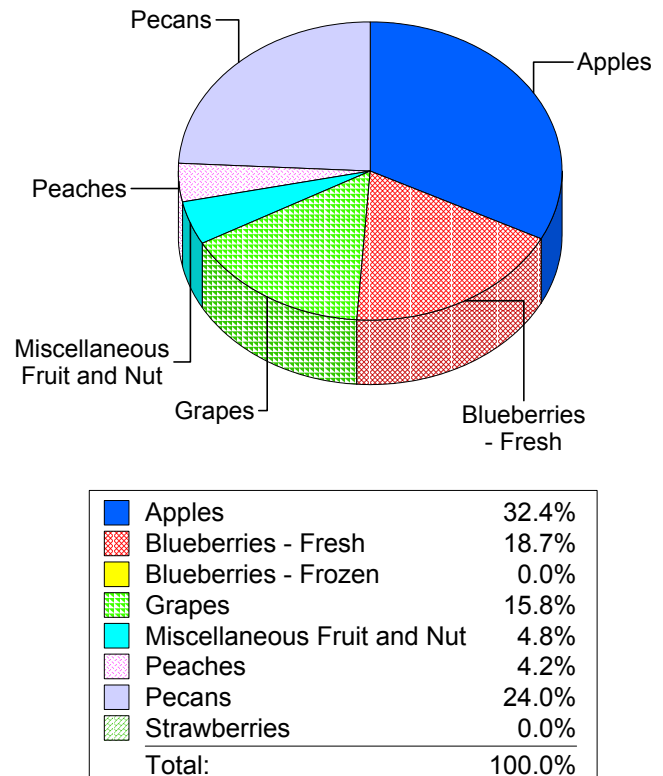
Farm Gate Value by Congressional District
For Pecans



District 7 Total
Fruits and Nuts

\$233,713

District Farm Gate Value
For Fruits and Nuts



Strawberries

County	Acres	Yield	Price	Farm Gate Value
Bartow	0.0	0	\$0.00	\$0
Carroll	0.0	0	\$0.00	\$0
Chattooga	0.0	0	\$0.00	\$0
Cobb	0.0	0	\$0.00	\$0
Douglas	0.0	0	\$0.00	\$0
Floyd	0.0	0	\$0.00	\$0
Haralson	0.0	0	\$0.00	\$0
Heard	0.0	0	\$0.00	\$0
Paulding	0.0	0	\$0.00	\$0
Polk	0.0	0	\$0.00	\$0
Troup	0.0	0	\$0.00	\$0
Strawberries	0			\$0

Georgia Congressional District 7

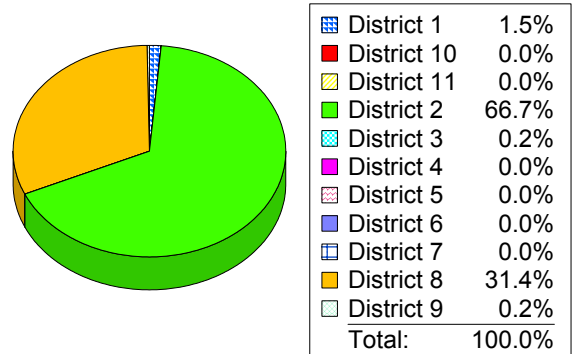
Banana Peppers

Georgia Total: Bell Peppers

\$49,555,238

County	Acres	Farm Gate Value
Bartow	0.0	\$0
Carroll	0.0	\$0
Chattooga	0.0	\$0
Cobb	0.0	\$0
Douglas	0.0	\$0
Floyd	2.0	\$10,000
Haralson	0.0	\$0
Heard	0.0	\$0
Paulding	0.0	\$0
Polk	0.0	\$0
Troup	0.0	\$0
Banana Peppers	2	\$10,000

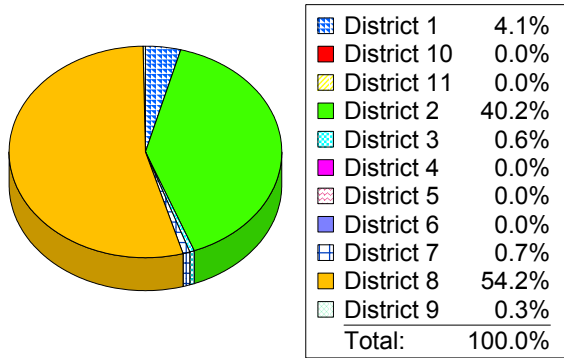
Farm Gate Value by Congressional District
For Bell Peppers



Georgia Total: Banana Peppers

\$1,532,400

Farm Gate Value by Congressional District
For Banana Peppers



Broccoli

County	Acres	Farm Gate Value
Bartow	0.0	\$0
Carroll	0.0	\$0
Chattooga	0.0	\$0
Cobb	0.0	\$0
Douglas	0.0	\$0
Floyd	0.0	\$0
Haralson	0.0	\$0
Heard	0.0	\$0
Paulding	0.0	\$0
Polk	0.0	\$0
Troup	0.0	\$0
Broccoli	0	\$0

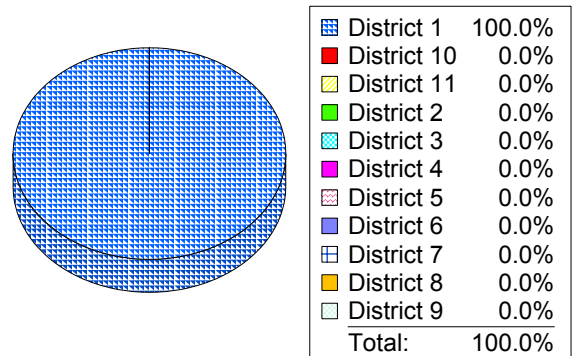
Bell Peppers

Georgia Total: Broccoli

\$5,600

County	Acres	Farm Gate Value
Bartow	0.0	\$0
Carroll	0.0	\$0
Chattooga	0.0	\$0
Cobb	0.0	\$0
Douglas	0.0	\$0
Floyd	0.0	\$0
Haralson	0.0	\$0
Heard	0.0	\$0
Paulding	0.0	\$0
Polk	0.0	\$0
Troup	0.0	\$0
Bell Peppers	0	\$0

Farm Gate Value by Congressional District
For Broccoli



Georgia Congressional District 7

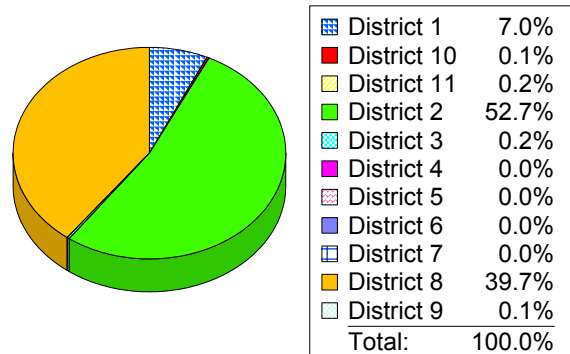
Cabbage

Georgia Total: Cantaloupe

\$18,910,800

County	Acres	Farm Gate Value
Bartow	0.0	\$0
Carroll	0.0	\$0
Chattooga	0.0	\$0
Cobb	0.0	\$0
Douglas	0.0	\$0
Floyd	0.0	\$0
Haralson	0.0	\$0
Heard	0.0	\$0
Paulding	0.0	\$0
Polk	0.0	\$0
Troup	0.0	\$0
Cabbage	0	\$0

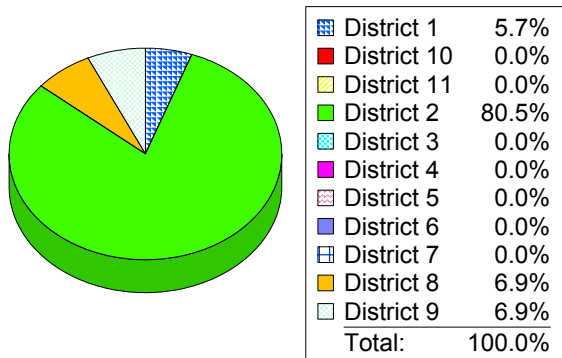
Farm Gate Value by Congressional District
For Cantaloupe



Georgia Total: Cabbage

\$29,976,593

Farm Gate Value by Congressional District
For Cabbage



Carrots

County	Acres	Farm Gate Value
Bartow	0.0	\$0
Carroll	0.0	\$0
Chattooga	0.0	\$0
Cobb	0.0	\$0
Douglas	0.0	\$0
Floyd	0.0	\$0
Haralson	0.0	\$0
Heard	0.0	\$0
Paulding	0.0	\$0
Polk	0.0	\$0
Troup	0.0	\$0
Carrots	0	\$0

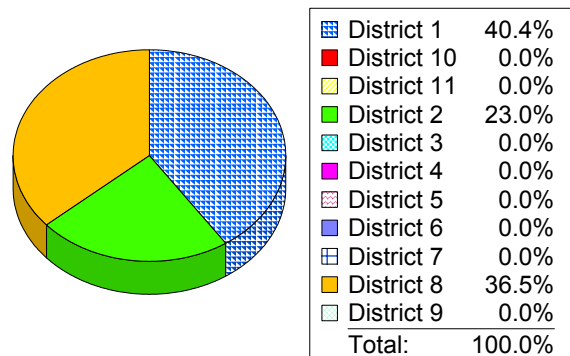
Cantaloupe

Georgia Total: Carrots

\$12,852,525

County	Acres	Farm Gate Value
Bartow	0.0	\$0
Carroll	0.0	\$0
Chattooga	0.0	\$0
Cobb	0.0	\$0
Douglas	0.0	\$0
Floyd	2.0	\$1,920
Haralson	0.0	\$0
Heard	0.0	\$0
Paulding	4.0	\$4,800
Polk	0.0	\$0
Troup	0.0	\$0
Cantaloupe	6	\$6,720

Farm Gate Value by Congressional District
For Carrots



Georgia Congressional District 7

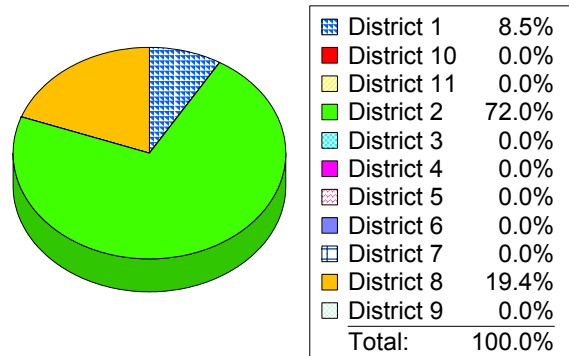
Collards

Georgia Total: Cucumbers

\$55,799,678

County	Acres	Farm Gate Value
Bartow	0.0	\$0
Carroll	0.0	\$0
Chattooga	0.0	\$0
Cobb	0.0	\$0
Douglas	0.0	\$0
Floyd	0.0	\$0
Haralson	3.0	\$2,850
Heard	0.0	\$0
Paulding	50.0	\$47,500
Polk	0.0	\$0
Troup	0.0	\$0
Collards	53	\$50,350

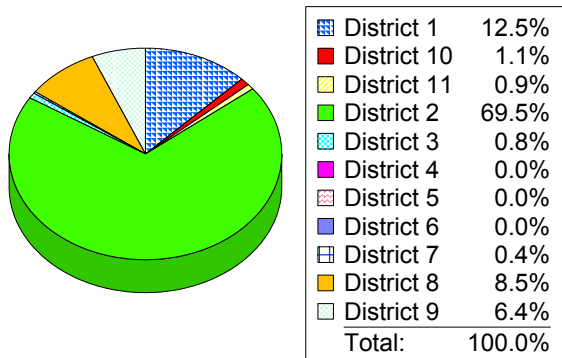
Farm Gate Value by Congressional District
For Cucumbers



Georgia Total: Collards

\$13,080,033

Farm Gate Value by Congressional District
For Collards



Eggplant

County	Acres	Farm Gate Value
Bartow	0.0	\$0
Carroll	0.0	\$0
Chattooga	0.0	\$0
Cobb	0.0	\$0
Douglas	0.0	\$0
Floyd	0.0	\$0
Haralson	0.0	\$0
Heard	0.0	\$0
Paulding	0.0	\$0
Polk	0.0	\$0
Troup	0.0	\$0
Eggplant	0	\$0

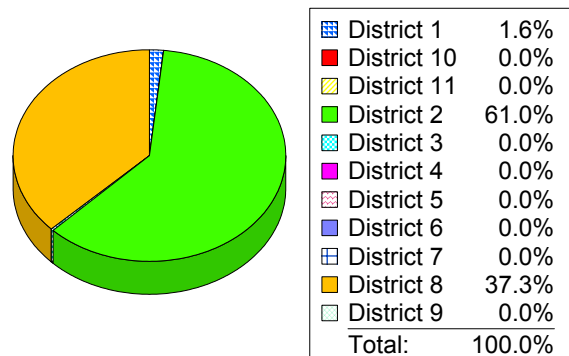
Cucumbers

Georgia Total: Eggplant

\$12,198,810

County	Acres	Farm Gate Value
Bartow	0.0	\$0
Carroll	0.0	\$0
Chattooga	0.0	\$0
Cobb	0.0	\$0
Douglas	0.0	\$0
Floyd	4.0	\$10,600
Haralson	0.0	\$0
Heard	0.0	\$0
Paulding	0.0	\$0
Polk	0.0	\$0
Troup	0.0	\$0
Cucumbers	4	\$10,600

Farm Gate Value by Congressional District
For Eggplant



Georgia Congressional District 7


English Peas

Georgia Total: Green Onions

\$1,133,760

County	Acres	Farm Gate Value
Bartow	0.0	\$0
Carroll	0.0	\$0
Chattooga	0.0	\$0
Cobb	0.0	\$0
Douglas	0.0	\$0
Floyd	0.0	\$0
Haralson	0.0	\$0
Heard	0.0	\$0
Paulding	0.0	\$0
Polk	0.0	\$0
Troup	0.0	\$0
English Peas	0	\$0

Farm Gate Value by Congressional District For Green Onions



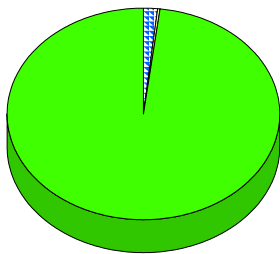
District 1	98.5%
District 10	0.0%
District 11	0.8%
District 2	0.0%
District 3	0.5%
District 4	0.0%
District 5	0.0%
District 6	0.0%
District 7	0.0%
District 8	0.0%
District 9	0.1%
Total	100.0%

Georgia Total: English Peas

\$870,500

Hot Peppers

Farm Gate Value by Congressional District For English Peas



District 1	1.7%
District 10	0.0%
District 11	0.3%
District 2	97.9%
District 3	0.0%
District 4	0.0%
District 5	0.0%
District 6	0.0%
District 7	0.0%
District 8	0.0%
District 9	0.0%
Total	100.0%

County	Acres	Farm Gate Value
Bartow	0.0	\$0
Carroll	0.0	\$0
Chattooga	0.0	\$0
Cobb	0.0	\$0
Douglas	0.0	\$0
Floyd	1.0	\$4,500
Haralson	0.0	\$0
Heard	0.0	\$0
Paulding	10.0	\$27,000
Polk	0.0	\$0
Troup	0.0	\$0
Hot Peppers	11	\$31,500

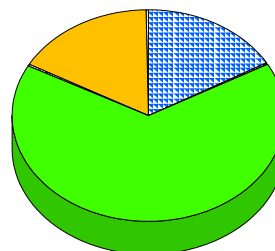
Green Onions

Georgia Total: Hot Peppers

\$6,425,325

County	Acres	Farm Gate Value
Bartow	0.0	\$0
Carroll	0.0	\$0
Chattooga	0.0	\$0
Cobb	0.0	\$0
Douglas	0.0	\$0
Floyd	0.0	\$0
Haralson	0.0	\$0
Heard	0.0	\$0
Paulding	0.0	\$0
Polk	0.0	\$0
Troup	0.0	\$0
Green Onions	0	\$0

Farm Gate Value by Congressional District For Hot Peppers



District 1	16.8%
District 10	0.1%
District 11	0.0%
District 2	65.8%
District 3	0.0%
District 4	0.0%
District 5	0.0%
District 6	0.0%
District 7	0.5%
District 8	16.5%
District 9	0.3%
Total	100.0%

Georgia Congressional District 7

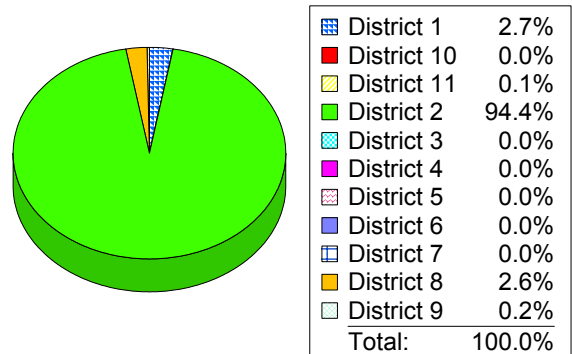
Irish Potatoes

Georgia Total: Kale

\$2,145,933

County	Acres	Farm Gate Value
Bartow	0.0	\$0
Carroll	0.0	\$0
Chattooga	0.0	\$0
Cobb	0.0	\$0
Douglas	0.0	\$0
Floyd	0.0	\$0
Haralson	0.0	\$0
Heard	0.0	\$0
Paulding	5.0	\$5,600
Polk	0.0	\$0
Troup	0.0	\$0
Irish Potatoes	5	\$5,600

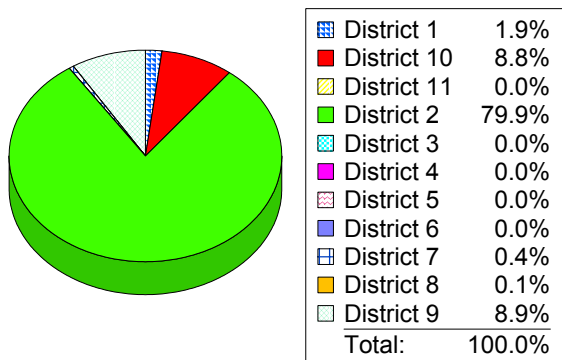
Farm Gate Value by Congressional District
For Kale



Georgia Total: Irish Potatoes

\$1,432,389

Farm Gate Value by Congressional District
For Irish Potatoes



Lettuce

County	Acres	Farm Gate Value
Bartow	0.0	\$0
Carroll	0.0	\$0
Chattooga	0.0	\$0
Cobb	0.0	\$0
Douglas	0.0	\$0
Floyd	0.0	\$0
Haralson	0.0	\$0
Heard	0.0	\$0
Paulding	0.0	\$0
Polk	0.0	\$0
Troup	0.0	\$0
Lettuce	0	\$0

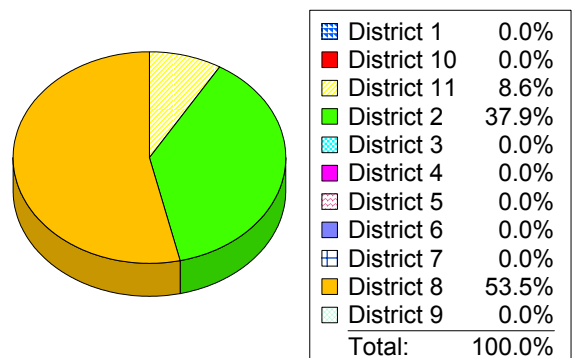
Kale

Georgia Total: Lettuce

\$1,166,800

County	Acres	Farm Gate Value
Bartow	0.0	\$0
Carroll	0.0	\$0
Chattooga	0.0	\$0
Cobb	0.0	\$0
Douglas	0.0	\$0
Floyd	0.0	\$0
Haralson	0.0	\$0
Heard	0.0	\$0
Paulding	0.0	\$0
Polk	0.0	\$0
Troup	0.0	\$0
Kale	0	\$0

Farm Gate Value by Congressional District
For Lettuce



Georgia Congressional District 7

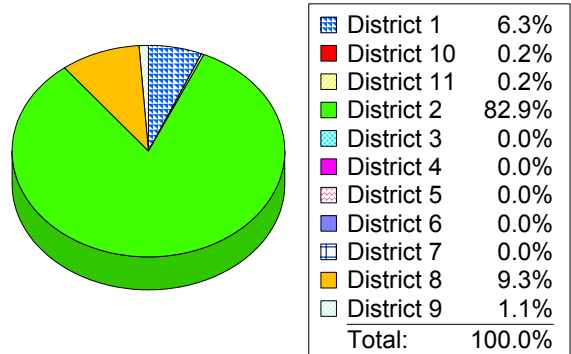
Lima Beans

Georgia Total: Mustard

\$5,827,439

County	Acres	Farm Gate Value
Bartow	0.0	\$0
Carroll	0.0	\$0
Chattooga	0.0	\$0
Cobb	0.0	\$0
Douglas	0.0	\$0
Floyd	0.0	\$0
Haralson	0.0	\$0
Heard	0.0	\$0
Paulding	0.0	\$0
Polk	0.0	\$0
Troup	0.0	\$0
Lima Beans	0	\$0

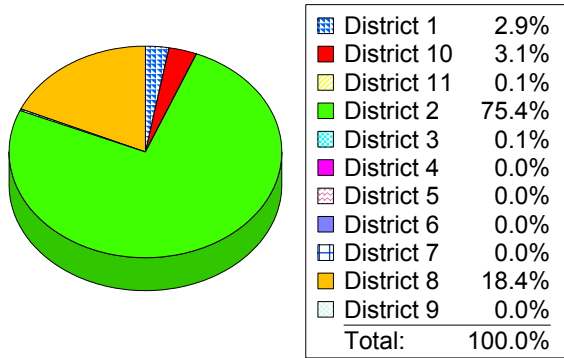
Farm Gate Value by Congressional District
For Mustard



Georgia Total: Lima Beans

\$3,826,065

Farm Gate Value by Congressional District
For Lima Beans



Okra

County	Acres	Farm Gate Value
Bartow	0.0	\$0
Carroll	0.0	\$0
Chattooga	5.0	\$18,000
Cobb	0.0	\$0
Douglas	0.0	\$0
Floyd	3.0	\$10,800
Haralson	0.0	\$0
Heard	0.0	\$0
Paulding	10.0	\$18,000
Polk	0.0	\$0
Troup	0.0	\$0
Okra	18	\$46,800

Farm Gate Value

\$46,800

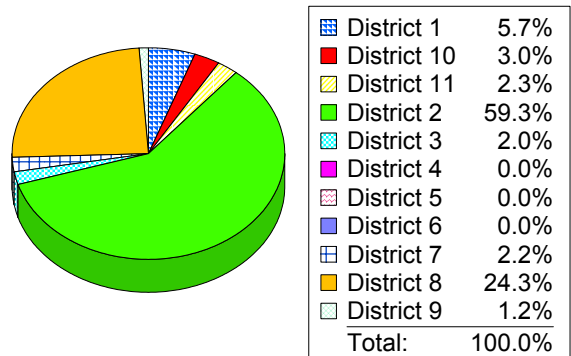
Mustard

Georgia Total: Okra

\$2,165,080

County	Acres	Farm Gate Value
Bartow	0.0	\$0
Carroll	0.0	\$0
Chattooga	0.0	\$0
Cobb	0.0	\$0
Douglas	0.0	\$0
Floyd	0.0	\$0
Haralson	0.0	\$0
Heard	0.0	\$0
Paulding	0.0	\$0
Polk	0.0	\$0
Troup	0.0	\$0
Mustard	0	\$0

Farm Gate Value by Congressional District
For Okra



Georgia Congressional District 7

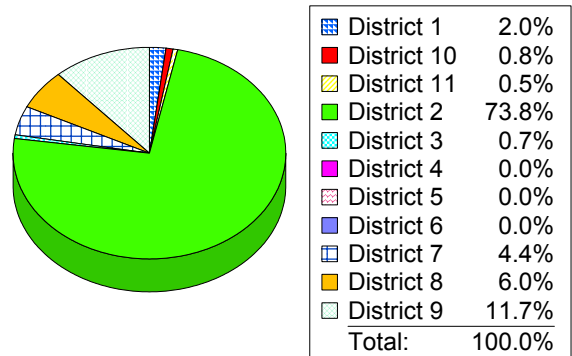
Onions

County	Acres	Farm Gate Value
Bartow	0.0	\$0
Carroll	0.0	\$0
Chattooga	0.0	\$0
Cobb	0.0	\$0
Douglas	0.0	\$0
Floyd	0.0	\$0
Haralson	0.0	\$0
Heard	0.0	\$0
Paulding	0.0	\$0
Polk	0.0	\$0
Troup	0.0	\$0
Onions	0	\$0

Georgia Total: Pole Beans

\$963,230

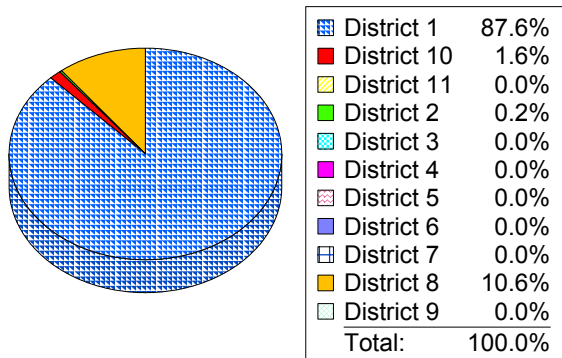
Farm Gate Value by Congressional District
For Pole Beans



Georgia Total: Onions

\$94,487,900

Farm Gate Value by Congressional District
For Onions



Pumpkin

County	Acres	Farm Gate Value
Bartow	0.0	\$0
Carroll	0.0	\$0
Chattooga	2.0	\$6,000
Cobb	0.0	\$0
Douglas	0.0	\$0
Floyd	11.0	\$22,000
Haralson	0.0	\$0
Heard	0.0	\$0
Paulding	0.0	\$0
Polk	0.0	\$0
Troup	0.0	\$0
Pumpkin	13	\$28,000

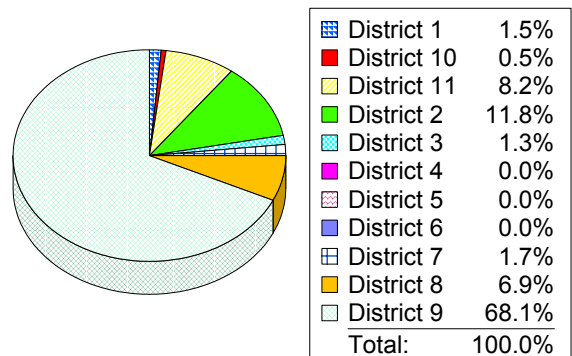
Pole Beans

County	Acres	Farm Gate Value
Bartow	0.0	\$0
Carroll	0.0	\$0
Chattooga	0.0	\$0
Cobb	0.0	\$0
Douglas	0.0	\$0
Floyd	0.0	\$0
Haralson	0.0	\$0
Heard	0.0	\$0
Paulding	25.0	\$42,600
Polk	0.0	\$0
Troup	0.0	\$0
Pole Beans	25	\$42,600

Georgia Total: Pumpkin

\$1,637,837

Farm Gate Value by Congressional District
For Pumpkin



Georgia Congressional District 7

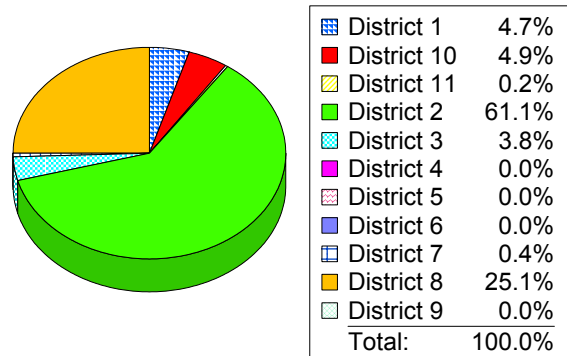
Snap Beans

Georgia Total: Southern Peas

\$7,591,530

County	Acres	Farm Gate Value
Bartow	0.0	\$0
Carroll	0.0	\$0
Chattooga	0.0	\$0
Cobb	0.0	\$0
Douglas	0.0	\$0
Floyd	3.5	\$3,360
Haralson	3.0	\$2,160
Heard	0.0	\$0
Paulding	40.0	\$28,800
Polk	0.0	\$0
Troup	0.0	\$0
Snap Beans	47	\$34,320

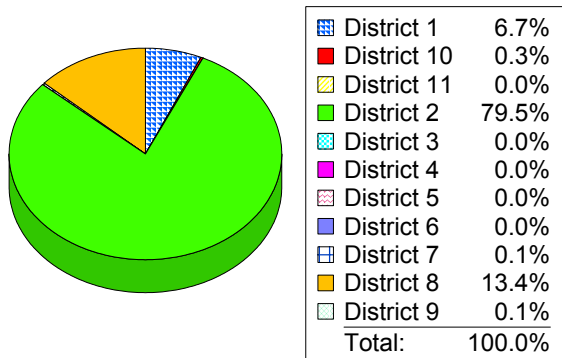
Farm Gate Value by Congressional District
For Southern Peas



Georgia Total: Snap Beans

\$46,295,337

Farm Gate Value by Congressional District
For Snap Beans



Spinach

County	Acres	Farm Gate Value
Bartow	0.0	\$0
Carroll	0.0	\$0
Chattooga	0.0	\$0
Cobb	0.0	\$0
Douglas	0.0	\$0
Floyd	0.0	\$0
Haralson	0.0	\$0
Heard	0.0	\$0
Paulding	0.0	\$0
Polk	0.0	\$0
Troup	0.0	\$0
Spinach	0	\$0

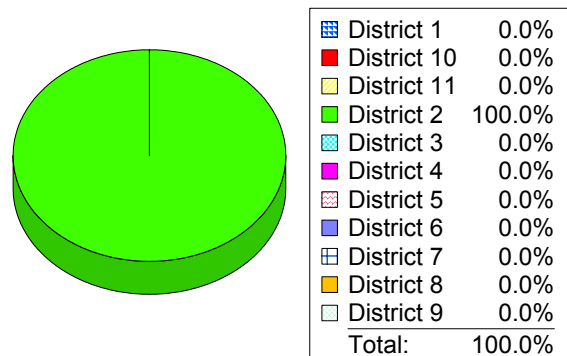
Southern Peas

Georgia Total: Spinach

\$113,750

County	Acres	Farm Gate Value
Bartow	0.0	\$0
Carroll	0.0	\$0
Chattooga	0.0	\$0
Cobb	0.0	\$0
Douglas	0.0	\$0
Floyd	0.0	\$0
Haralson	0.0	\$0
Heard	0.0	\$0
Paulding	35.0	\$28,500
Polk	0.0	\$0
Troup	0.0	\$0
Southern Peas	35	\$28,500

Farm Gate Value by Congressional District
For Spinach



Georgia Congressional District 7

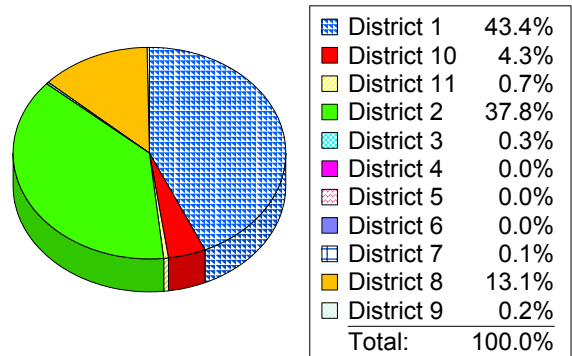
Sweet Corn

County	Acres	Farm Gate Value
Bartow	0.0	\$0
Carroll	25.0	\$25,750
Chattooga	15.0	\$13,519
Cobb	0.0	\$0
Douglas	0.0	\$0
Floyd	27.0	\$41,715
Haralson	35.0	\$34,763
Heard	0.0	\$0
Paulding	200.0	\$154,500
Polk	1.7	\$1,505
Troup	0.0	\$0
Sweet Corn	304	\$271,751

Georgia Total: Sweet Potatoes

\$1,852,808

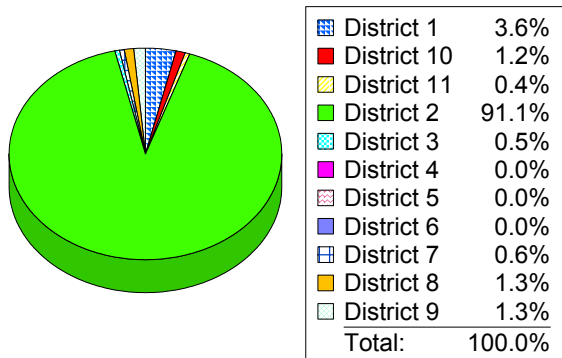
Farm Gate Value by Congressional District For Sweet Potatoes



Georgia Total: Sweet Corn

\$49,289,746

Farm Gate Value by Congressional District For Sweet Corn



Tomato

County	Acres	Farm Gate Value
Bartow	0.0	\$0
Carroll	0.0	\$0
Chattooga	5.0	\$10,500
Cobb	0.0	\$0
Douglas	0.0	\$0
Floyd	3.0	\$4,200
Haralson	0.0	\$0
Heard	0.0	\$0
Paulding	30.0	\$42,000
Polk	0.0	\$0
Troup	0.0	\$0
Tomato	38	\$56,700

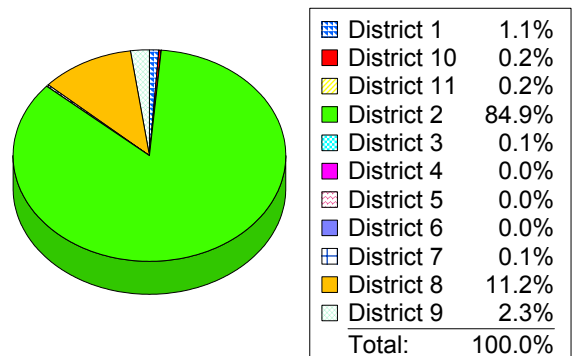
Sweet Potatoes

County	Acres	Farm Gate Value
Bartow	0.0	\$0
Carroll	10.0	\$2,250
Chattooga	0.0	\$0
Cobb	0.0	\$0
Douglas	0.0	\$0
Floyd	0.0	\$0
Haralson	0.0	\$0
Heard	0.0	\$0
Paulding	0.0	\$0
Polk	0.0	\$0
Troup	0.0	\$0
Sweet Potatoes	10	\$2,250

Georgia Total: Tomato

\$83,099,710

Farm Gate Value by Congressional District For Tomato



Georgia Congressional District 7

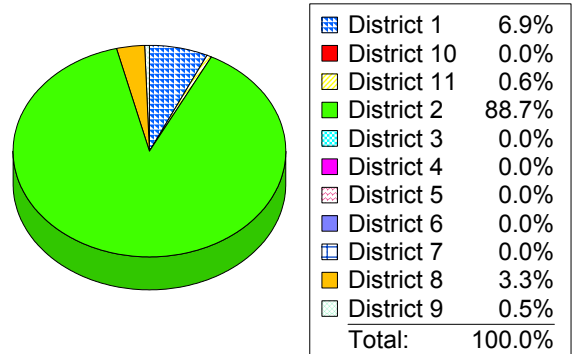
Turnip Greens

Georgia Total: Turnip Roots

\$355,737

County	Acres	Farm Gate Value
Bartow	0.0	\$0
Carroll	0.0	\$0
Chattooga	0.0	\$0
Cobb	0.0	\$0
Douglas	0.0	\$0
Floyd	0.0	\$0
Haralson	0.0	\$0
Heard	0.0	\$0
Paulding	20.0	\$28,500
Polk	0.0	\$0
Troup	0.0	\$0
Turnip Greens	20	\$28,500

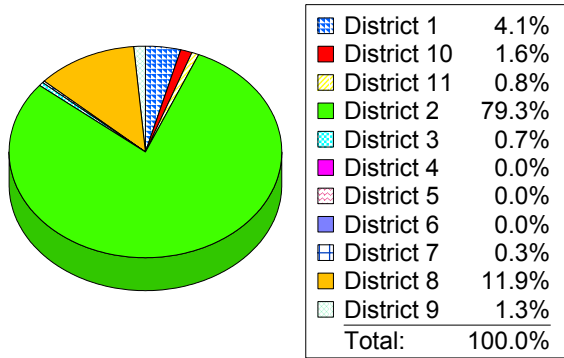
Farm Gate Value by Congressional District
For Turnip Roots



Georgia Total: Turnip Greens

\$8,739,612

Farm Gate Value by Congressional District
For Turnip Greens



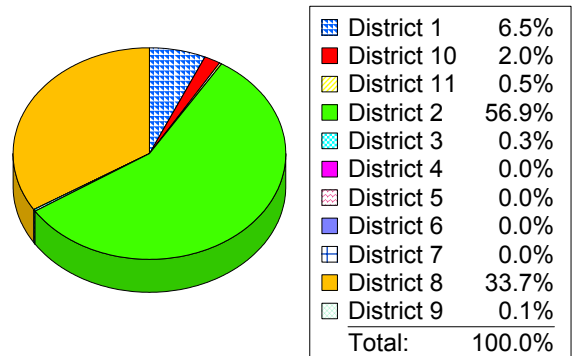
Watermelon

County	Acres	Farm Gate Value
Bartow	0.0	\$0
Carroll	10.0	\$3,450
Chattooga	10.0	\$14,375
Cobb	0.0	\$0
Douglas	0.0	\$0
Floyd	4.0	\$5,290
Haralson	25.0	\$11,500
Heard	0.0	\$0
Paulding	0.0	\$0
Polk	0.0	\$0
Troup	0.0	\$0
Watermelon	49	\$34,615

Georgia Total: Watermelon

\$73,454,791

Farm Gate Value by Congressional District
For Watermelon



Turnip Roots

County	Acres	Farm Gate Value
Bartow	0.0	\$0
Carroll	0.0	\$0
Chattooga	0.0	\$0
Cobb	0.0	\$0
Douglas	0.0	\$0
Floyd	0.0	\$0
Haralson	0.0	\$0
Heard	0.0	\$0
Paulding	0.0	\$0
Polk	0.0	\$0
Troup	0.0	\$0
Turnip Roots	0	\$0

Georgia Congressional District 7

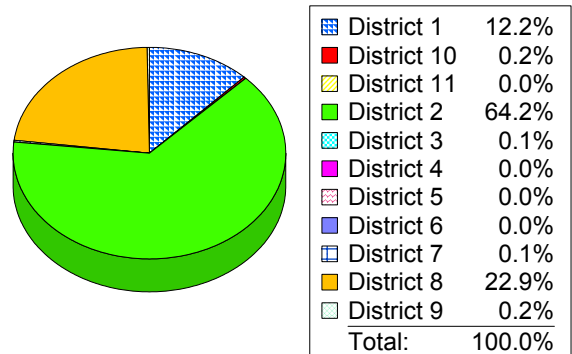
Winter Squash

Georgia Total: Yellow Squash

\$29,144,872

County	Acres	Farm Gate Value
Bartow	0.0	\$0
Carroll	0.0	\$0
Chattooga	0.0	\$0
Cobb	0.0	\$0
Douglas	0.0	\$0
Floyd	0.0	\$0
Haralson	0.0	\$0
Heard	0.0	\$0
Paulding	0.0	\$0
Polk	0.0	\$0
Troup	0.0	\$0
Winter Squash	0	\$0

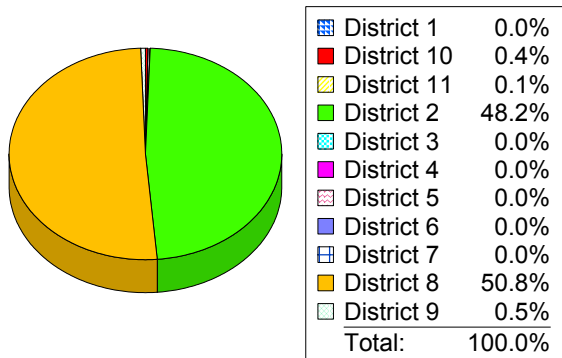
Farm Gate Value by Congressional District
For Yellow Squash



Georgia Total: Winter Squash

\$1,035,300

Farm Gate Value by Congressional District
For Winter Squash



Zucchini

County	Acres	Farm Gate Value
Bartow	0.0	\$0
Carroll	0.0	\$0
Chattooga	0.0	\$0
Cobb	0.0	\$0
Douglas	0.0	\$0
Floyd	3.0	\$6,525
Haralson	0.0	\$0
Heard	0.0	\$0
Paulding	0.0	\$0
Polk	0.0	\$0
Troup	0.0	\$0
Zucchini	3	\$6,525

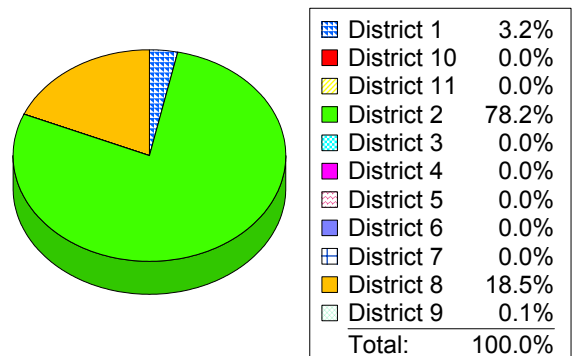
Yellow Squash

Georgia Total: Zucchini

\$18,429,985

County	Acres	Farm Gate Value
Bartow	0.0	\$0
Carroll	0.0	\$0
Chattooga	0.0	\$0
Cobb	0.0	\$0
Douglas	0.0	\$0
Floyd	8.0	\$12,400
Haralson	0.0	\$0
Heard	0.0	\$0
Paulding	4.0	\$3,100
Polk	0.0	\$0
Troup	0.0	\$0
Yellow Squash	12	\$15,500

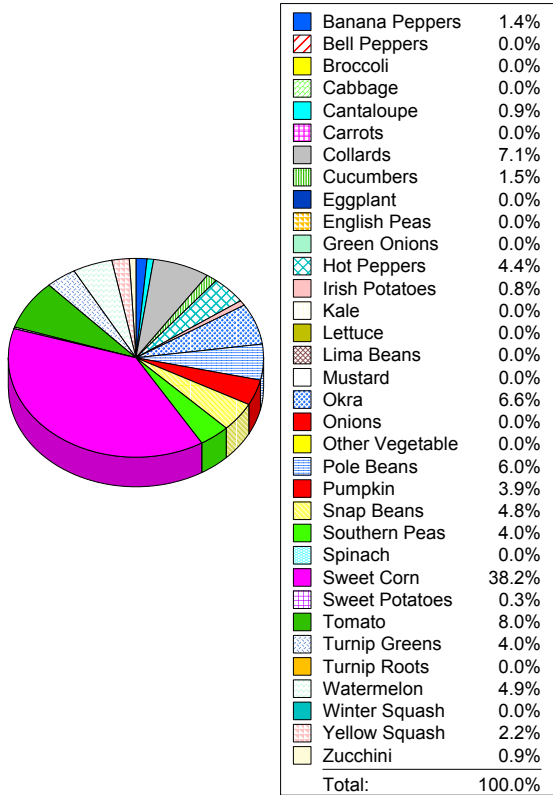
Farm Gate Value by Congressional District
For Zucchini



Georgia Congressional District 7

District 7 Total \$710,831
 Vegetables

District Farm Gate Value For Vegetables



Georgia Congressional District 7

Ornamental Horticulture

Georgia Total: Field Nursery

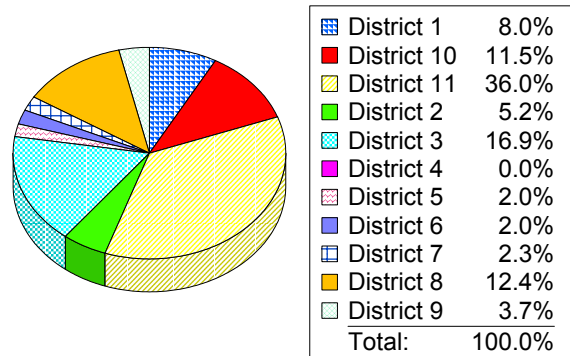
\$60,051,554

Container Nursery

County	Acres	Price	Farm Gate Value
Bartow	0.0	\$0	\$0
Carroll	12.0	\$39,000	\$468,000
Chattooga	1.0	\$39,000	\$39,000
Cobb	0.0	\$0	\$0
Douglas	45.0	\$39,000	\$1,755,000
Floyd	0.0	\$0	\$0
Haralson	0.0	\$0	\$0
Heard	0.0	\$0	\$0
Paulding	30.0	\$39,000	\$1,170,000
Polk	3.0	\$39,000	\$117,000
Troup	1.0	\$39,000	\$39,000
Container Nursery	92		\$3,588,000

Farm Gate Value by Congressional District

For Field Nursery

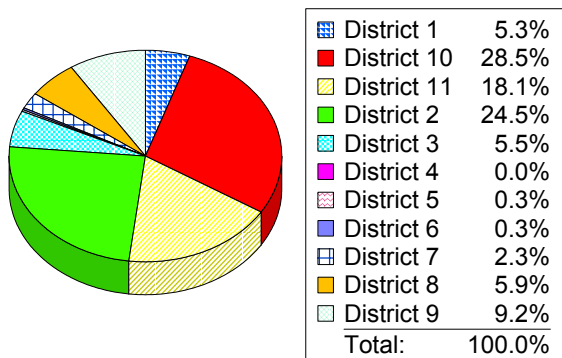


Georgia Total: Container Nursery

\$156,133,050

Farm Gate Value by Congressional District

For Container Nursery



Greenhouse

County	Sq. Feet	Price	Farm Gate Value
Bartow	11,000	\$9.50	\$104,500
Carroll	40,000	\$9.50	\$380,000
Chattooga	5,000	\$9.50	\$47,500
Cobb	167,000	\$9.50	\$1,586,500
Douglas	250,000	\$9.50	\$2,375,000
Floyd	80,000	\$9.50	\$760,000
Haralson	30,000	\$9.50	\$285,000
Heard	4,500	\$9.50	\$42,750
Paulding	700,000	\$9.50	\$6,650,000
Polk	16,360	\$9.50	\$155,420
Troup	118,000	\$9.50	\$1,121,000
Greenhouse	1,421,860		\$13,507,670

Georgia Total: Greenhouse

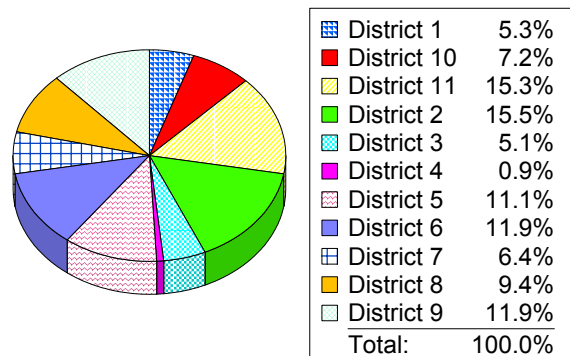
\$209,716,263

Field Nursery

County	Acres	Price	Farm Gate Value
Bartow	115.0	\$9,995	\$1,149,425
Carroll	2.0	\$9,995	\$19,990
Chattooga	1.0	\$9,995	\$9,995
Cobb	1.0	\$9,995	\$9,995
Douglas	0.0	\$0	\$0
Floyd	10.0	\$9,995	\$99,950
Haralson	0.0	\$0	\$0
Heard	0.0	\$0	\$0
Paulding	10.0	\$9,995	\$99,950
Polk	0.0	\$0	\$0
Troup	0.0	\$0	\$0
Field Nursery	139		\$1,389,305

Farm Gate Value by Congressional District

For Greenhouse



Georgia Congressional District 7

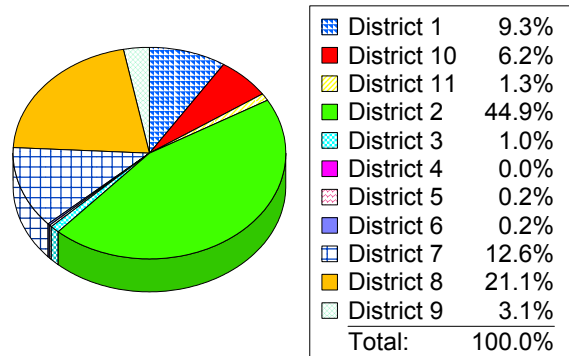
Miscellaneous Ornamental Horticulture

Georgia Total: Turfgrass

\$105,823,747

County	Farm Gate Value
Bartow	\$0
Carroll	\$0
Chattooga	\$0
Cobb	\$0
Douglas	\$0
Floyd	\$0
Haralson	\$0
Heard	\$0
Paulding	\$0
Polk	\$1,000
Troup	\$0
Miscellaneous Orn Hort.	\$1,000

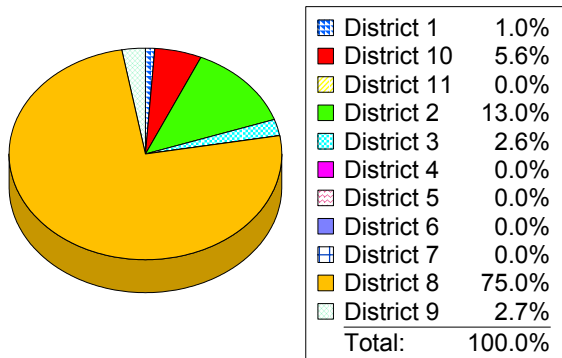
Farm Gate Value by Congressional District
For Turfgrass



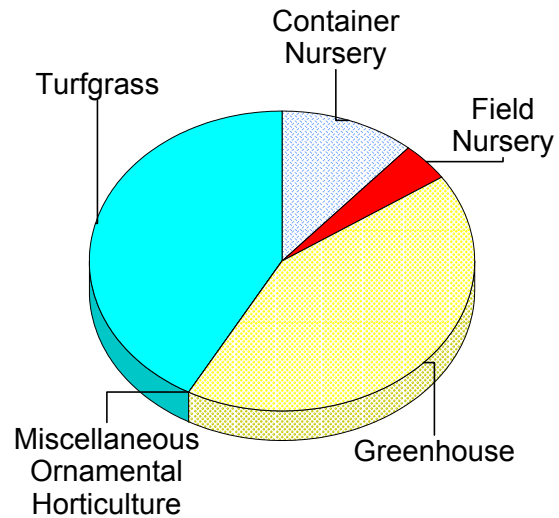
Georgia Total: Miscellaneous Ornamental Horticulture \$3,833,869

District 7 Total Ornamental Horticulture \$31,829,220

Farm Gate Value by Congressional District
For Miscellaneous Ornamental Horticulture



District Farm Gate Value
For Ornamental Horticulture



Turfgrass

County	Acres	Yield	Price	Farm Gate Value
Bartow	1,800.0	0.67	\$4,100	\$4,944,600
Carroll	350.0	1.00	\$4,100	\$1,435,000
Chattooga	0.0	0.00	\$0	\$0
Cobb	0.0	0.00	\$0	\$0
Douglas	0.0	0.00	\$0	\$0
Floyd	2,000.0	0.67	\$4,100	\$5,494,000
Haralson	0.0	0.00	\$0	\$0
Heard	175.0	0.67	\$4,100	\$480,725
Paulding	0.0	0.00	\$0	\$0
Polk	35.0	0.67	\$4,100	\$96,145
Troup	325.0	0.67	\$4,100	\$892,775
Turfgrass	4,685			\$13,343,245

Georgia Congressional District 7

Forestry and Related Products

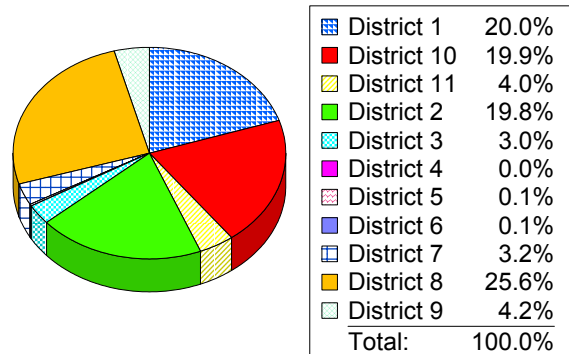
Georgia Total: Forestry

\$691,046,890

Christmas Trees

County	Acres	Yield	Price	Farm Gate Value
Bartow	120.0	0.25	\$10,656	\$319,680
Carroll	0.0	0.00	\$10,656	\$0
Chattooga	0.0	0.00	\$10,656	\$0
Cobb	15.0	0.25	\$10,656	\$39,960
Douglas	10.0	0.25	\$10,656	\$26,640
Floyd	20.0	0.25	\$10,656	\$53,280
Haralson	40.0	0.25	\$10,656	\$106,560
Heard	0.0	0.00	\$0	\$0
Paulding	10.0	0.25	\$10,656	\$26,640
Polk	5.0	0.25	\$10,656	\$13,320
Troup	0.0	0.00	\$0	\$0
Christmas Trees	220			\$586,080

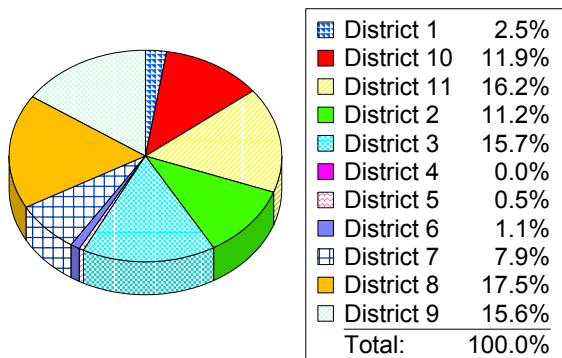
Farm Gate Value by Congressional District For Forestry



Georgia Total: Christmas Trees

\$7,380,760

Farm Gate Value by Congressional District For Christmas Trees



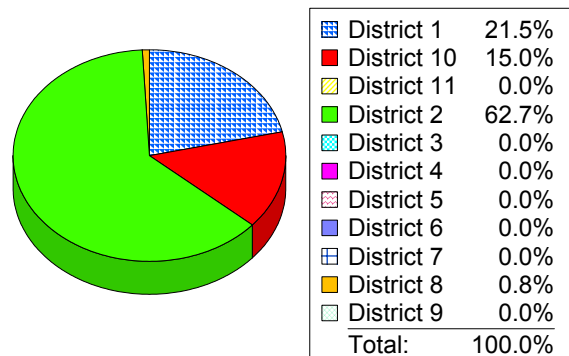
Miscellaneous Forestry

County	Farm Gate Value
Bartow	\$0
Carroll	\$0
Chattooga	\$0
Cobb	\$0
Douglas	\$0
Floyd	\$0
Haralson	\$0
Heard	\$0
Paulding	\$0
Polk	\$0
Troup	\$0
Miscellaneous Forestry	\$0

Georgia Total: Miscellaneous Forestry

\$11,622,900

Farm Gate Value by Congressional District For Miscellaneous Forestry



Forestry

County	Farm Gate Value
Bartow	\$1,500,000
Carroll	\$2,900,000
Chattooga	\$883,164
Cobb	\$0
Douglas	\$30,000
Floyd	\$2,188,300
Haralson	\$2,098,974
Heard	\$3,704,982
Paulding	\$1,510,000
Polk	\$2,010,000
Troup	\$5,589,492
Forestry	\$22,414,912

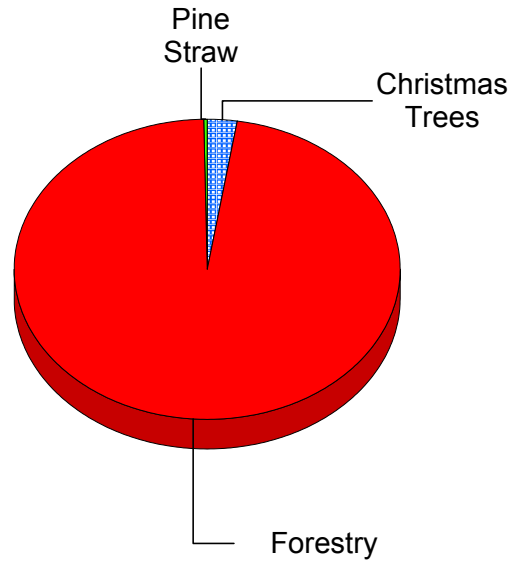
Georgia Congressional District 7

Pine Straw

County	Acres	Price	Farm Gate Value
Bartow	0.0	\$35.00	\$0
Carroll	200.0	\$35.00	\$7,000
Chattooga	0.0	\$35.00	\$0
Cobb	0.0	\$35.00	\$0
Douglas	0.0	\$35.00	\$0
Floyd	400.0	\$120.00	\$48,000
Haralson	60.0	\$35.00	\$2,100
Heard	0.0	\$35.00	\$0
Paulding	0.0	\$35.00	\$0
Polk	0.0	\$35.00	\$0
Troup	0.0	\$35.00	\$0
Pine Straw	660		\$57,100

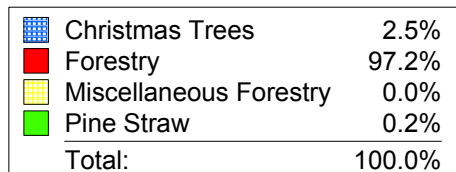
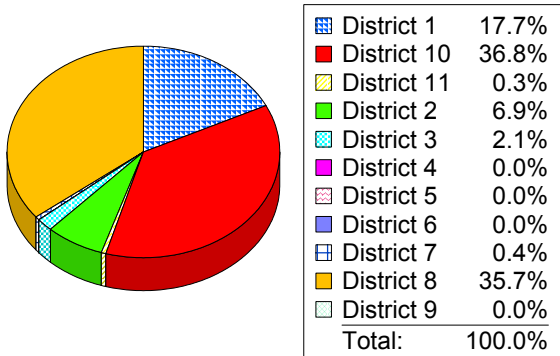
District 7 Total \$23,058,092
Forestry and Related Prod

District Farm Gate Value For Forestry and Related Products



Georgia Total: Pine Straw \$15,564,478

Farm Gate Value by Congressional District For Pine Straw



Georgia Congressional District 7

Livestock

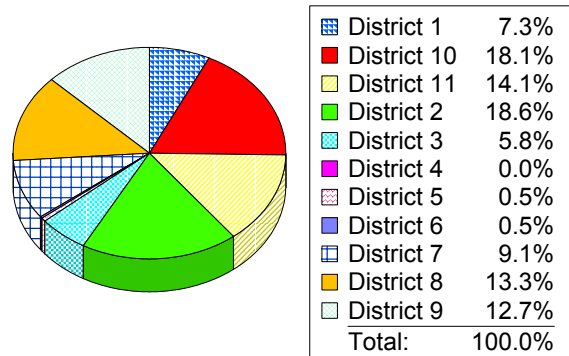
Georgia Total: Beef Cows

\$283,140,084

Beef Cattle Finished Outside County

County	Head	Prod.	Price	Farm Gate Value
Bartow	200	500.00	\$0.69	\$69,000
Carroll	1,000	500.00	\$0.69	\$345,000
Chattooga	0	0.00	\$0.00	\$0
Cobb	0	0.00	\$0.00	\$0
Douglas	0	0.00	\$0.00	\$0
Floyd	250	500.00	\$0.69	\$86,250
Haralson	50	500.00	\$0.69	\$17,250
Heard	0	0.00	\$0.00	\$0
Paulding	0	0.00	\$0.00	\$0
Polk	53	500.00	\$0.69	\$18,285
Troup	0	0.00	\$0.00	\$0
Beef Outside County	1,553			\$535,785

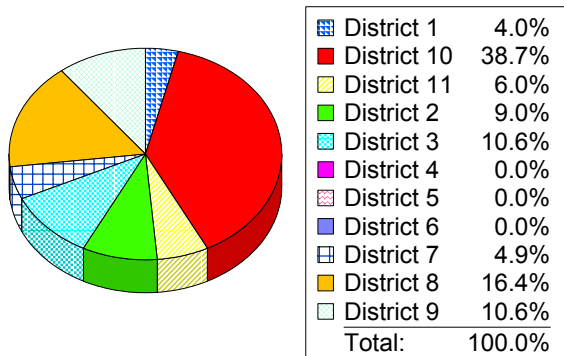
Farm Gate Value by Congressional District For Beef Cows



Georgia Total: Beef Cattle Finished Outside County

\$11,019,175

Farm Gate Value by Congressional District For Beef Cattle Finished Outside County



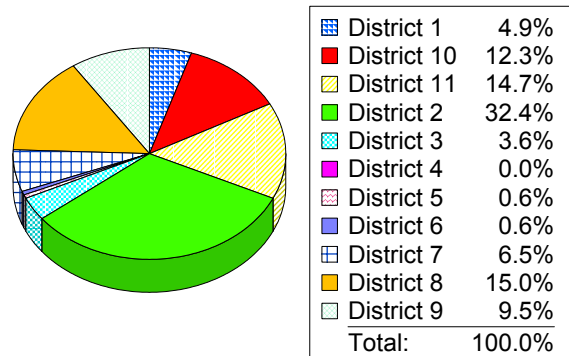
Beef Stockers

County	Head	Prod.	Price	Farm Gate Value
Bartow	3,000	300.00	\$0.79	\$711,000
Carroll	3,000	300.00	\$0.79	\$711,000
Chattooga	3,500	300.00	\$0.79	\$829,500
Cobb	0	0.00	\$0.00	\$0
Douglas	0	0.00	\$0.00	\$0
Floyd	3,000	300.00	\$0.79	\$711,000
Haralson	800	300.00	\$0.79	\$189,600
Heard	3,000	300.00	\$0.79	\$711,000
Paulding	0	0.00	\$0.00	\$0
Polk	2,900	300.00	\$0.79	\$687,300
Troup	0	0.00	\$0.00	\$0
Beef Stockers	19,200			\$4,550,400

Georgia Total: Beef Stockers

\$70,366,722

Farm Gate Value by Congressional District For Beef Stockers



Beef Cows

County	Head	Prod.	Price	Farm Gate Value
Bartow	8,200	373.50	\$0.94	\$2,878,938
Carroll	23,000	373.50	\$0.94	\$8,075,070
Chattooga	5,800	373.50	\$0.94	\$2,036,322
Cobb	0	0.00	\$0.00	\$0
Douglas	1,500	373.50	\$0.94	\$526,635
Floyd	8,500	373.50	\$0.94	\$2,984,265
Haralson	5,500	373.50	\$0.94	\$1,930,995
Heard	3,500	373.50	\$0.94	\$1,228,815
Paulding	3,100	373.50	\$0.94	\$1,088,379
Polk	4,200	373.50	\$0.90	\$1,411,830
Troup	10,500	373.50	\$0.94	\$3,686,445
Beef Cows	73,800			\$25,847,694

Georgia Congressional District 7

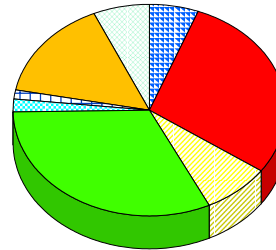
Catfish

Georgia Total: Dairy

\$254,294,780

County	Pond Acres	Prod.	Price	Farm Gate Value
Bartow	0	0	\$0.00	\$0
Carroll	0	0	\$0.00	\$0
Chattooga	0	0	\$0.00	\$0
Cobb	0	0	\$0.00	\$0
Douglas	0	0	\$0.00	\$0
Floyd	100	4,400	\$0.74	\$325,600
Haralson	0	0	\$0.00	\$0
Heard	0	0	\$0.00	\$0
Paulding	0	0	\$0.00	\$0
Polk	0	0	\$0.00	\$0
Troup	0	0	\$0.00	\$0
Catfish	100			\$325,600

Farm Gate Value by Congressional District
For Dairy

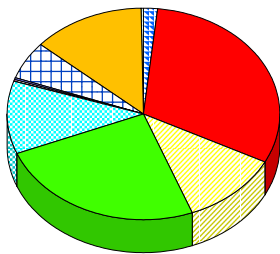


District 1	5.8%
District 10	28.8%
District 11	8.2%
District 2	31.8%
District 3	2.1%
District 4	0.0%
District 5	0.0%
District 6	0.0%
District 7	1.4%
District 8	15.2%
District 9	6.7%
Total:	100.0%

Georgia Total: Catfish

\$5,502,834

Farm Gate Value by Congressional District
For Catfish



District 1	1.7%
District 10	30.9%
District 11	11.7%
District 2	24.5%
District 3	11.1%
District 4	0.0%
District 5	0.3%
District 6	0.3%
District 7	5.9%
District 8	13.4%
District 9	0.3%
Total:	100.0%

Goats

County	Head	Prod.	Price	Farm Gate Value
Bartow	800	1.25	\$35.00	\$35,000
Carroll	500	1.25	\$35.00	\$21,875
Chattooga	300	1.25	\$35.00	\$13,125
Cobb	0	0.00	\$0.00	\$0
Douglas	0	0.00	\$0.00	\$0
Floyd	350	1.25	\$35.00	\$15,313
Haralson	150	1.25	\$35.00	\$6,563
Heard	125	1.25	\$35.00	\$5,469
Paulding	400	1.25	\$35.00	\$17,500
Polk	300	1.25	\$35.00	\$13,125
Troup	0	0.00	\$0.00	\$0
Goats	2,925			\$127,969

Goats

2,925

\$127,969

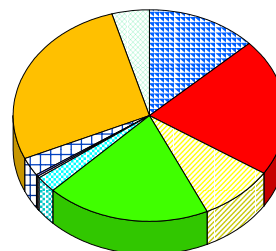
Dairy

Georgia Total: Goats

\$4,520,819

County	Head	Prod.	Price	Farm Gate Value
Bartow	50	16,500	\$0.15	\$125,400
Carroll	150	15,500	\$0.15	\$353,400
Chattooga	80	16,500	\$0.15	\$200,640
Cobb	0	0	\$0.00	\$0
Douglas	0	0	\$0.00	\$0
Floyd	210	17,200	\$0.15	\$549,024
Haralson	100	16,500	\$0.15	\$250,800
Heard	0	0	\$0.00	\$0
Paulding	100	16,000	\$0.15	\$243,200
Polk	370	13,000	\$0.15	\$731,120
Troup	450	15,000	\$0.15	\$1,026,000
Dairy	1,510			\$3,479,584

Farm Gate Value by Congressional District
For Goats



District 1	13.0%
District 10	21.2%
District 11	8.8%
District 2	19.6%
District 3	2.5%
District 4	0.0%
District 5	0.2%
District 6	0.2%
District 7	2.8%
District 8	27.1%
District 9	4.6%
Total:	100.0%

Georgia Congressional District 7

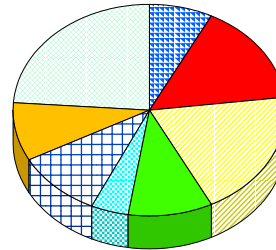
Horses - Board, Breed, Train

County	Head	Price	Farm Gate Value
Bartow	500	\$3,000	\$1,500,000
Carroll	200	\$3,000	\$600,000
Chattooga	20	\$3,000	\$60,000
Cobb	0	\$0	\$0
Douglas	450	\$3,000	\$1,350,000
Floyd	150	\$3,000	\$450,000
Haralson	75	\$3,000	\$225,000
Heard	50	\$3,000	\$150,000
Paulding	200	\$3,000	\$600,000
Polk	50	\$1,500	\$75,000
Troup	300	\$3,000	\$900,000
Horses - B, B & T	1,995		\$5,910,000

Georgia Total: Horses - Raised

\$75,396,000

Farm Gate Value by Congressional District For Horses - Raised

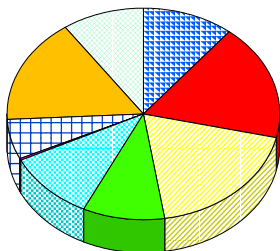


District 1	7.4%
District 10	15.7%
District 11	19.4%
District 2	9.9%
District 3	4.4%
District 4	0.0%
District 5	0.0%
District 6	0.0%
District 7	10.5%
District 8	8.9%
District 9	23.8%
Total:	100.0%

Georgia Total: Horses - Board, Breed, Train

\$94,581,000

Farm Gate Value by Congressional District For Horses - Board, Breed, Train



District 1	10.9%
District 10	17.7%
District 11	18.9%
District 2	9.7%
District 3	10.5%
District 4	0.2%
District 5	0.0%
District 6	0.0%
District 7	6.2%
District 8	16.0%
District 9	9.8%
Total:	100.0%

Miscellaneous Livestock

County

County	Farm Gate Value
Bartow	\$0
Carroll	\$0
Chattooga	\$0
Cobb	\$0
Douglas	\$100,000
Floyd	\$0
Haralson	\$5,000
Heard	\$0
Paulding	\$0
Polk	\$0
Troup	\$0

Miscellaneous Livestock

\$105,000

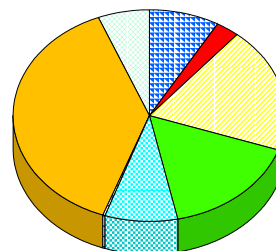
Horses - Raised

County	Head	Price	Farm Gate Value
Bartow	200	\$2,000	\$400,000
Carroll	100	\$2,000	\$200,000
Chattooga	900	\$2,000	\$1,800,000
Cobb	0	\$0	\$0
Douglas	75	\$2,000	\$150,000
Floyd	100	\$2,000	\$200,000
Haralson	40	\$2,000	\$80,000
Heard	100	\$2,000	\$200,000
Paulding	2,000	\$2,000	\$4,000,000
Polk	1,000	\$800	\$800,000
Troup	50	\$2,000	\$100,000
Horses - Raised	4,565		\$7,930,000

Georgia Total: Miscellaneous Livestock

\$37,803,583

Farm Gate Value by Congressional District For Miscellaneous Livestock



District 1	8.3%
District 10	2.9%
District 11	19.0%
District 2	16.5%
District 3	8.5%
District 4	0.0%
District 5	0.0%
District 6	0.0%
District 7	0.3%
District 8	38.4%
District 9	6.1%
Total:	100.0%

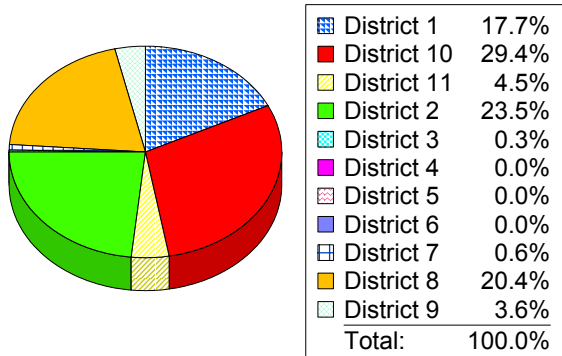
Georgia Congressional District 7

Pork - Farrow to Finish

County	Head	Prod.	Price	Farm Gate Value
Bartow	200	3,675	\$0.42	\$308,700
Carroll	0	0	\$0.00	\$0
Chattooga	0	0	\$0.00	\$0
Cobb	0	0	\$0.00	\$0
Douglas	0	0	\$0.00	\$0
Floyd	0	0	\$0.00	\$0
Haralson	0	0	\$0.00	\$0
Heard	0	0	\$0.00	\$0
Paulding	0	0	\$0.00	\$0
Polk	0	0	\$0.00	\$0
Troup	0	0	\$0.00	\$0
Pork - Farrow to Finish	200			\$308,700

Georgia Total: Pork - Farrow to Finish \$52,839,518

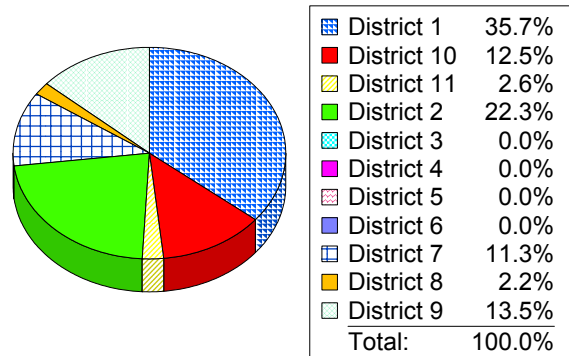
Farm Gate Value by Congressional District For Pork - Farrow to Finish



Georgia Total: Pork - Feeder Pigs

\$16,798,590

Farm Gate Value by Congressional District For Pork - Feeder Pigs



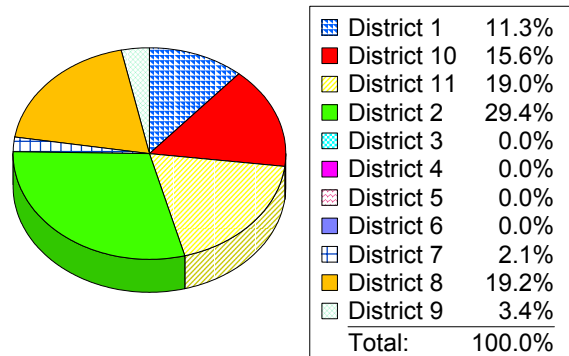
Pork - Finishing

County	Head	Prod.	Price	Farm Gate Value
Bartow	2,000	553.50	\$0.42	\$464,940
Carroll	0	0.00	\$0.00	\$0
Chattooga	0	0.00	\$0.00	\$0
Cobb	0	0.00	\$0.00	\$0
Douglas	0	0.00	\$0.00	\$0
Floyd	0	0.00	\$0.00	\$0
Haralson	0	0.00	\$0.00	\$0
Heard	0	0.00	\$0.00	\$0
Paulding	0	0.00	\$0.00	\$0
Polk	0	0.00	\$0.00	\$0
Troup	0	0.00	\$0.00	\$0
Pork - Finishing	2,000			\$464,940

Georgia Total: Pork - Finishing

\$22,376,605

Farm Gate Value by Congressional District For Pork - Finishing



Pork - Feeder Pigs

County	Head	Prod.	Price	Farm Gate Value
Bartow	0	0.00	\$0.00	\$0
Carroll	0	0.00	\$0.00	\$0
Chattooga	0	0.00	\$0.00	\$0
Cobb	0	0.00	\$0.00	\$0
Douglas	0	0.00	\$0.00	\$0
Floyd	3,500	750.00	\$0.72	\$1,890,000
Haralson	0	0.00	\$0.00	\$0
Heard	0	0.00	\$0.00	\$0
Paulding	0	0.00	\$0.00	\$0
Polk	0	0.00	\$0.00	\$0
Troup	0	0.00	\$0.00	\$0
Pork - Feeder Pigs	3,500			\$1,890,000

Georgia Congressional District 7

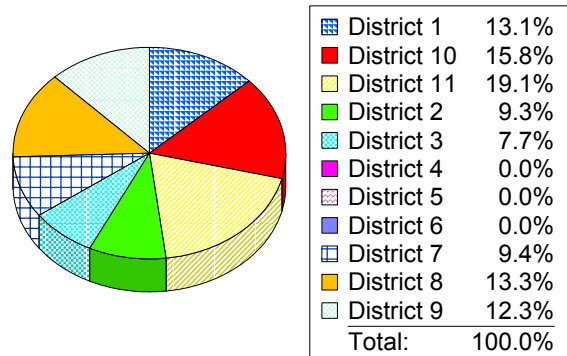
Quail

Georgia Total: Sheep

\$381,150

County	Head	Price	Farm Gate Value
Bartow	0	\$0.00	\$0
Carroll	0	\$0.00	\$0
Chattooga	0	\$0.00	\$0
Cobb	0	\$0.00	\$0
Douglas	0	\$0.00	\$0
Floyd	100,000	\$2.85	\$285,000
Haralson	0	\$0.00	\$0
Heard	0	\$0.00	\$0
Paulding	0	\$0.00	\$0
Polk	0	\$0.00	\$0
Troup	0	\$0.00	\$0
Quail	100,000		\$285,000

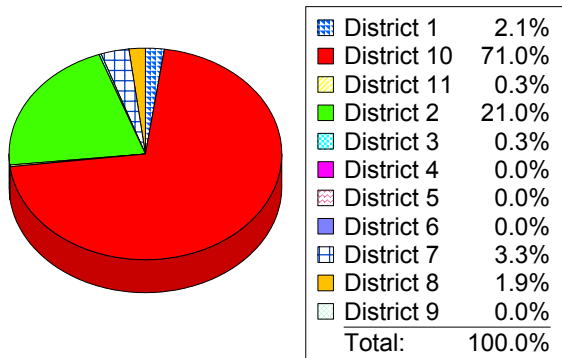
Farm Gate Value by Congressional District
For Sheep



Georgia Total: Quail

\$8,712,108

Farm Gate Value by Congressional District
For Quail

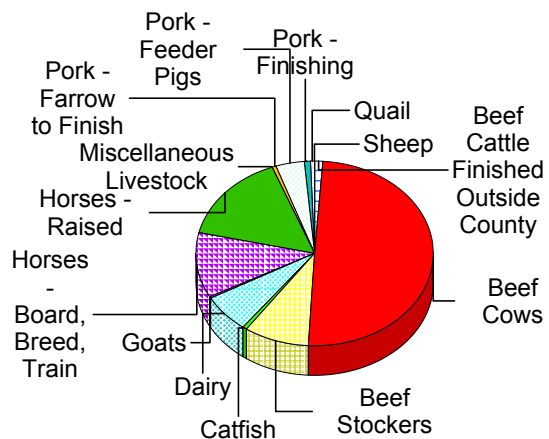


District 7
Livestock

Total

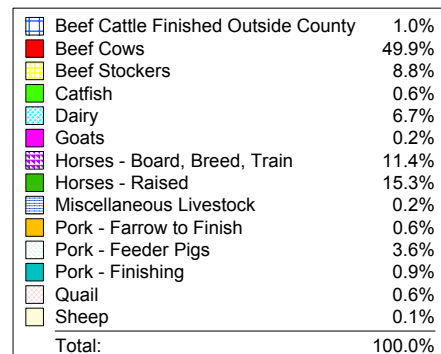
\$51,796,547

District Farm Gate Value
For Livestock



Sheep

County	Head	Prod.	Price	Farm Gate Value
Bartow	150	1.25	\$70.00	\$13,125
Carroll	100	1.25	\$70.00	\$8,750
Chattooga	0	0.00	\$0.00	\$0
Cobb	0	0.00	\$0.00	\$0
Douglas	0	0.00	\$0.00	\$0
Floyd	150	1.25	\$70.00	\$13,125
Haralson	0	0.00	\$0.00	\$0
Heard	10	1.25	\$70.00	\$875
Paulding	0	0.00	\$0.00	\$0
Polk	0	0.00	\$0.00	\$0
Troup	0	0.00	\$0.00	\$0
Sheep	410			\$35,875



Georgia Congressional District 7

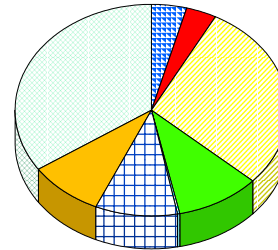
Breeder Pullet Unit

Georgia Total: Broiler

\$2,821,451,502

County	# Houses	Avg. Cap.	Grower Price	Grower Value
Bartow	0	0	12.00	0
Carroll	0	0	12.00	0
Chattooga	2	12,000	12.00	288,000
Cobb	0	0	12.00	0
Douglas	0	0	12.00	0
Floyd	0	0	12.00	0
Haralson	0	0	12.00	0
Heard	4	80,000	12.00	3,840,000
Paulding	0	0	12.00	0
Polk	0	0	12.00	0
Troup	0	0	12.00	0
Breeder Pullet Unit	6			\$4,128,000

Farm Gate Value by Congressional District For Broiler

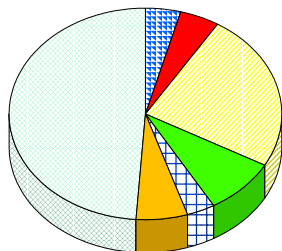


District 1	4.2%
District 10	3.7%
District 11	28.8%
District 2	9.8%
District 3	0.3%
District 4	0.0%
District 5	0.0%
District 6	0.0%
District 7	9.7%
District 8	8.9%
District 9	34.4%
Total:	100.0%

Georgia Total: Breeder Pullet Unit

\$126,328,440

Farm Gate Value by Congressional District For Breeder Pullet Unit



District 1	4.2%
District 10	4.7%
District 11	24.0%
District 2	8.8%
District 3	0.0%
District 4	0.0%
District 5	0.0%
District 6	0.0%
District 7	3.3%
District 8	6.2%
District 9	48.8%
Total:	100.0%

Hatching Layers

County	# Houses	Avg. Cap.	Grower Price	Grower Value
Bartow	4	3,000	29.00	348,000
Carroll	0	0	29.00	0
Chattooga	0	0	29.00	0
Cobb	0	0	29.00	0
Douglas	0	0	29.00	0
Floyd	6	27,000	29.00	4,698,000
Haralson	0	0	29.00	0
Heard	10	10,000	29.00	2,900,000
Paulding	0	0	29.00	0
Polk	0	0	29.00	0
Troup	0	0	29.00	0
Hatching Layers	20			\$7,946,000

Broiler

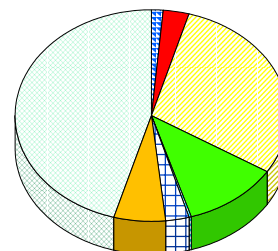
(uses a 96% survival rate)

Georgia Total: Hatching Layers

\$279,734,820

County	# Houses	Avg. Cap.	# Batch	Bird Weight	Grower Price	Grower Value	Integr. Price	Integr. Value
Bartow	460	26,000	5.50	5.35	.05	15,878,7660.32		108,110,746
Carroll	300	26,000	5.50	4.00	.05	7,742,5920.32		52,715,520
Chattooga	6	26,000	6.00	5.35	.05	225,9430.32		1,538,335
Cobb	0	0	0.00	0.00	.00	00.00		0
Douglas	2	26,000	5.50	4.00	.05	51,6170.32		351,437
Floyd	98	28,000	5.50	5.35	.05	3,643,0880.32		24,804,004
Haralson	80	26,000	5.50	5.35	.05	2,761,5240.32		18,801,869
Heard	101	24,000	6.00	4.60	.05	3,018,6360.32		20,552,417
Paulding	0	0	0.00	0.00	.00	00.00		0
Polk	50	26,000	5.50	5.35	.05	1,725,9530.32		11,751,168
Troup	0	0	0.00	0.00	.00	00.00		0
Broiler	,097					\$35,048,120		\$238,625,495

Farm Gate Value by Congressional District For Hatching Layers



District 1	1.4%
District 10	3.1%
District 11	29.4%
District 2	11.3%
District 3	0.3%
District 4	0.0%
District 5	0.0%
District 6	0.0%
District 7	2.8%
District 8	6.1%
District 9	45.6%
Total:	100.0%

Georgia Congressional District 7

Table Layers

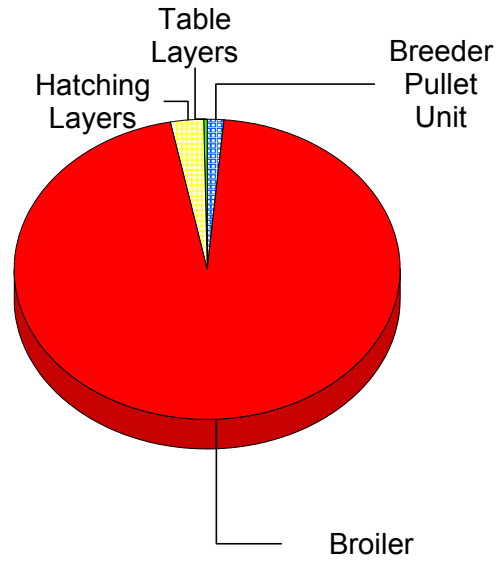
County	# Houses	Avg. Cap.	Grower Price	Grower Value
Bartow	0	0	9.50	0
Carroll	0	0	9.50	0
Chattooga	0	0	9.50	0
Cobb	0	0	9.50	0
Douglas	0	0	9.50	0
Floyd	2	28,000	9.50	532,000
Haralson	0	0	9.50	0
Heard	0	0	9.50	0
Paulding	0	0	9.50	0
Polk	0	0	9.50	0
Troup	0	0	9.50	0

Table Layers 2 \$532,000

District 7 Total
Poultry and Eggs

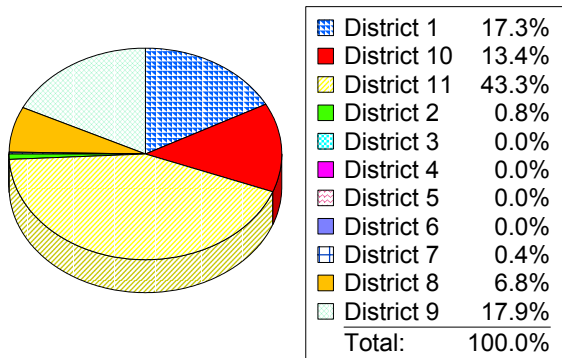
\$286,279,615

District Farm Gate Value For Broilers



Georgia Total: Table Layers \$119,410,393

Farm Gate Value by Congressional District For Table Layers



Georgia Congressional District 7

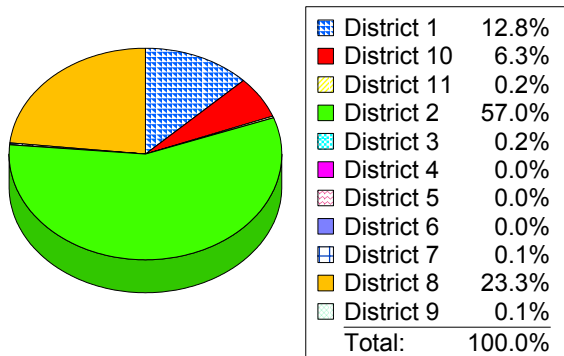
Other

Crop Insurance

County	Farm Gate Value
Bartow	\$0
Carroll	\$0
Chattooga	\$1,216
Cobb	\$0
Douglas	\$0
Floyd	\$98,735
Haralson	\$0
Heard	\$0
Paulding	\$0
Polk	\$13,662
Troup	\$0
Crop Insurance	\$113,613

Georgia Total: Crop Insurance \$122,416,851

Farm Gate Value by Congressional District For Crop Insurance



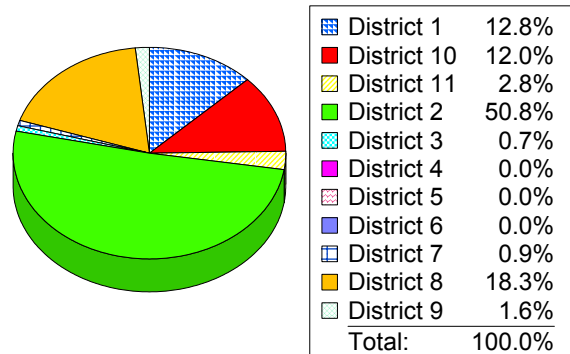
Government Payments

County	Farm Gate Value
Bartow	\$758,000
Carroll	\$225,000
Chattooga	\$338,377
Cobb	\$0
Douglas	\$0
Floyd	\$1,144,353
Haralson	\$0
Heard	\$90,770
Paulding	\$53,000
Polk	\$29,893
Troup	\$0
Government Payments	\$2,639,393

Georgia Total: Government Payments

\$278,485,126

Farm Gate Value by Congressional District For Government Payments



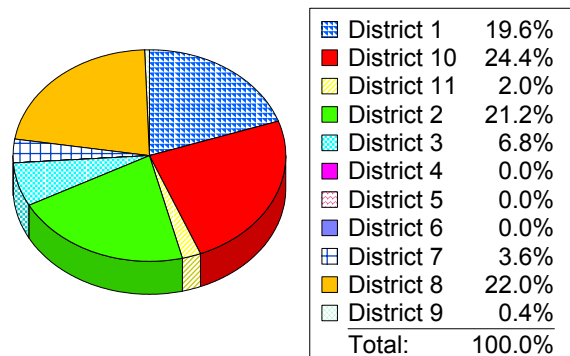
Hunting Leases - Deer

County	Acres	Price	Farm Gate Value
Bartow	40,000	\$8.00	\$320,000
Carroll	10,000	\$8.00	\$80,000
Chattooga	4,000	\$8.00	\$32,000
Cobb	0	\$0.00	\$0
Douglas	3,000	\$8.00	\$24,000
Floyd	120,000	\$8.00	\$960,000
Haralson	25,000	\$8.00	\$200,000
Heard	70,000	\$8.00	\$560,000
Paulding	15,000	\$8.00	\$120,000
Polk	25,000	\$8.00	\$200,000
Troup	5,000	\$8.00	\$40,000
Hunting Leases - Deer	317,000		\$2,536,000

Georgia Total: Hunting Leases - Deer

\$71,202,528

Farm Gate Value by Congressional District For Hunting Leases - Deer



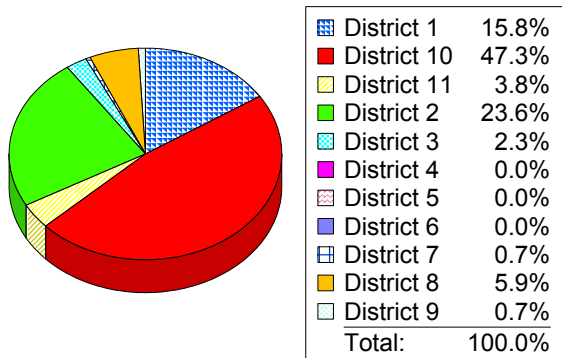
Georgia Congressional District 7

Hunting Leases - Duck

County	Acres	Price	Farm Gate Value
Bartow	0	\$0.00	\$0
Carroll	0	\$0.00	\$0
Chattooga	0	\$0.00	\$0
Cobb	0	\$0.00	\$0
Douglas	0	\$0.00	\$0
Floyd	0	\$0.00	\$0
Haralson	0	\$0.00	\$0
Heard	0	\$0.00	\$0
Paulding	0	\$0.00	\$0
Polk	0	\$0.00	\$0
Troup	100	\$50.00	\$5,000
Hunting Leases - Duck	100		\$5,000

Georgia Total: Hunting Leases - Duck \$682,500

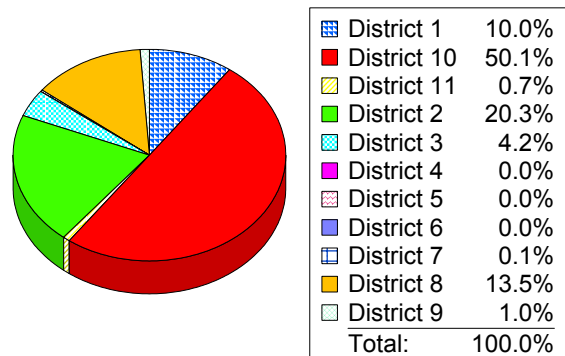
Farm Gate Value by Congressional District For Hunting Leases - Duck



Georgia Total: Hunting Leases - Turkey

\$3,487,636

Farm Gate Value by Congressional District For Hunting Leases - Turkey



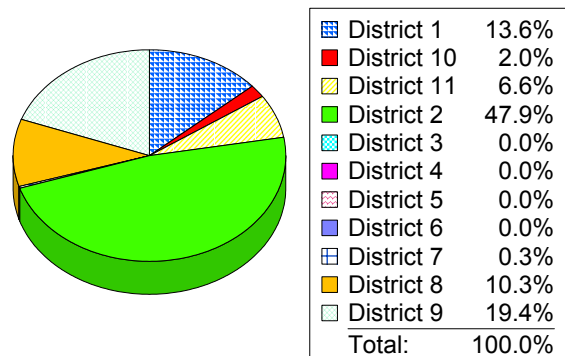
Miscellaneous

County	Farm Gate Value
Bartow	\$0
Carroll	\$0
Chattooga	\$0
Cobb	\$0
Douglas	\$50,000
Floyd	\$0
Haralson	\$30,000
Heard	\$0
Paulding	\$0
Polk	\$0
Troup	\$0
Miscellaneous	\$80,000

Georgia Total: Miscellaneous

\$27,636,730

Farm Gate Value by Congressional District For Miscellaneous



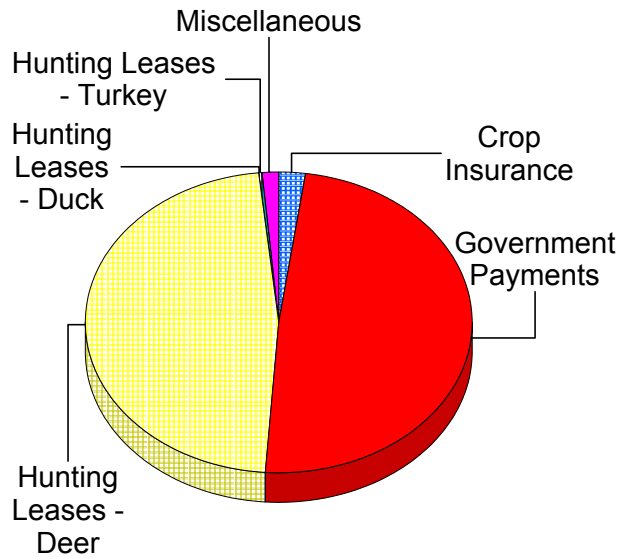
Hunting Leases - Turkey








County	Acres	Price	Farm Gate Value
Bartow	0	\$0.00	\$0
Carroll	0	\$0.00	\$0
Chattooga	1,500	\$2.00	\$3,000
Cobb	0	\$0.00	\$0
Douglas	0	\$0.00	\$0
Floyd	0	\$0.00	\$0
Haralson	0	\$0.00	\$0
Heard	0	\$0.00	\$0
Paulding	1,000	\$2.00	\$2,000
Polk	0	\$0.00	\$0
Troup	0	\$0.00	\$0
Hunting Leases - Turkey	2,500		\$5,000

Georgia Congressional District 7

District 7	Total	<u>\$5,379,006</u>
Other		

District Farm Gate Value For Other



	Crop Insurance	2.1%
	Government Payments	49.1%
	Hunting Leases - Deer	47.1%
	Hunting Leases - Duck	0.1%
	Hunting Leases - Turkey	0.1%
	Miscellaneous	1.5%
	Miscellaneous Other	0.0%
Total:		100.0%