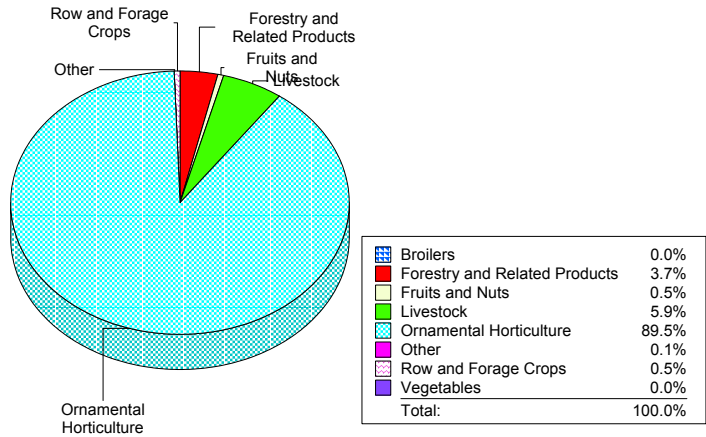


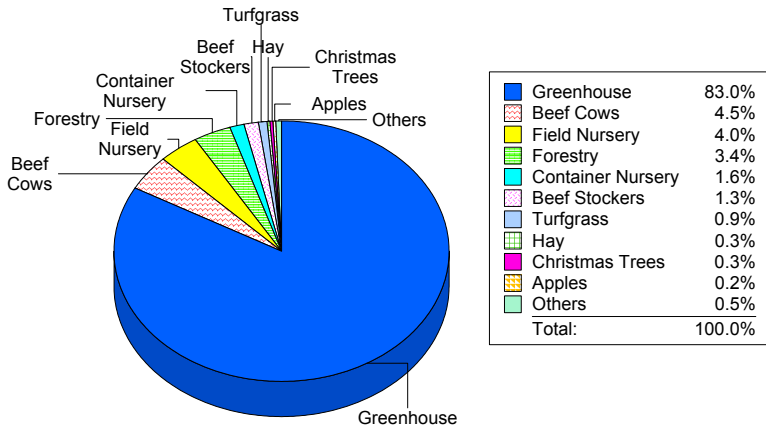
2000 Farm Gate Value, Summary Tables

County	Farm Gate Value
Cobb	1,636,455
Fulton	28,316,906
District 6	29,953,361

Farm Gate Value
For District 6



Top Ten Commodities
For District 6



	Broilers	Forestry and Related Products	Fruits and Nuts	Livestock	Ornamental Horticulture	Other	Row and Forage Crops	Vegetables	Total Farm Gate
District 1	\$147,025,193	\$143,510,535	\$17,838,026	\$77,235,170	\$34,093,587	\$69,549,286	\$162,626,299	\$117,620,513	\$769,498,609
District 2	\$321,069,490	\$146,284,324	\$96,265,489	\$207,169,539	\$121,906,840	\$240,498,036	\$725,511,521	\$386,605,458	\$2,245,310,696
District 3	\$10,470,720	\$22,058,567	\$3,785,650	\$42,768,825	\$30,611,773	\$7,031,035	\$8,688,378	\$1,250,570	\$126,665,518
District 4	\$0	\$173,308	\$0	\$216,000	\$1,909,500	\$0	\$0	\$0	\$2,298,808
District 5	\$0	\$1,061,585	\$136,010	\$1,759,667	\$25,203,365	\$19,234	\$137,045	\$0	\$28,316,906
District 6	\$0	\$1,101,545	\$136,010	\$1,759,667	\$26,799,860	\$19,234	\$137,045	\$0	\$29,953,361
District 7	\$286,279,615	\$23,058,092	\$233,713	\$51,796,547	\$31,829,220	\$5,379,006	\$16,435,774	\$710,831	\$415,722,798
District 8	\$285,427,546	\$184,073,770	\$74,530,791	\$142,603,381	\$61,709,566	\$98,516,453	\$365,511,421	\$115,523,807	\$1,327,896,735
District 9	\$1,182,551,506	\$29,867,181	\$8,788,079	\$95,815,637	\$44,916,690	\$10,352,341	\$15,651,091	\$7,319,665	\$1,395,262,190
District 10	\$136,534,996	\$145,560,247	\$5,729,820	\$197,065,553	\$73,297,083	\$61,153,731	\$113,114,880	\$5,045,600	\$737,501,909
District 11	\$977,566,089	\$28,865,874	\$2,746,633	\$119,542,981	\$83,281,000	\$11,393,015	\$22,261,286	\$1,320,668	\$1,246,977,545
Georgia	\$3,346,925,155	\$725,615,027	\$210,190,220	\$937,732,966	\$535,558,482	\$503,911,371	\$1,430,074,743	\$635,397,111	\$8,325,405,075

Georgia Congressional District 6

Row and Forage Crops

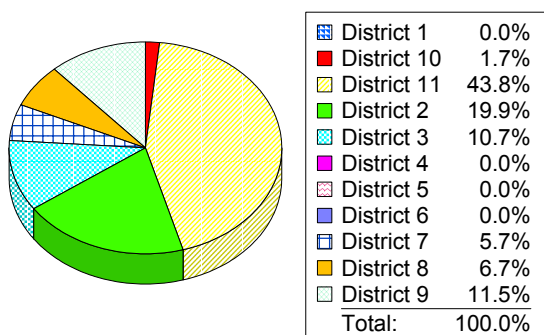
Barley

County	Acres	Yield	Price	Farm Gate Value
Cobb	0.0	0.0	\$2.36	\$0
Fulton	0.0	0.0	\$2.36	\$0
Barley	0			\$0

Georgia Total: Barley

\$132,849

Farm Gate Value by Congressional District
For Barley



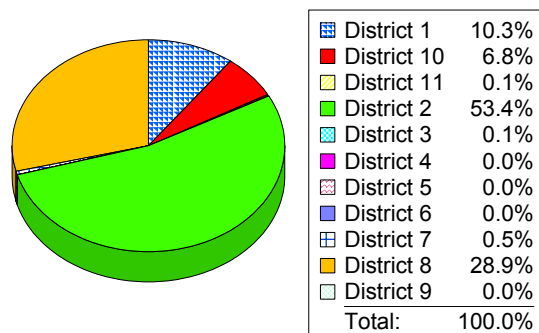
Cotton

County	Acres	Yield	Price	Farm Gate Value
Cobb	0.0	0.0	\$0.68	\$0
Fulton	0.0	0.0	\$0.68	\$0
Cotton	0			\$0

Georgia Total: Cotton

\$618,817,220

Farm Gate Value by Congressional District
For Cotton



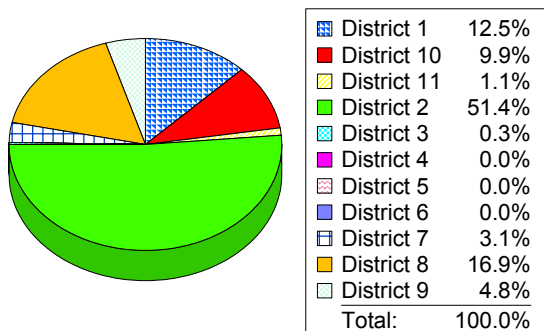
Corn

County	Acres	Yield	Price	Farm Gate Value
Cobb	0.0	0.0	\$2.15	\$0
Fulton	200.0	48.0	\$2.15	\$20,640
Corn	200			\$20,640

Georgia Total: Corn

\$77,023,882

Farm Gate Value by Congressional District
For Corn



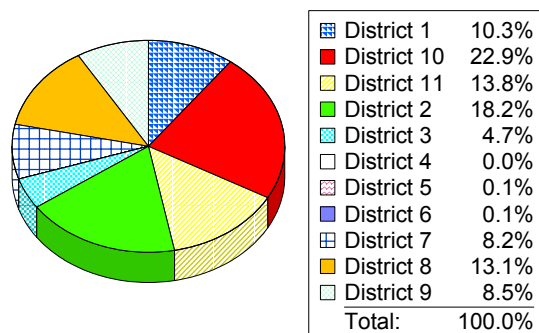
Hay

County	Acres	Yield	Price	Farm Gate Value
Cobb	0.0	0.0	\$0.00	\$0
Fulton	600.0	2.5	\$55.00	\$82,500
Hay	600			\$82,500

Georgia Total: Hay

\$97,526,076

Farm Gate Value by Congressional District
For Hay



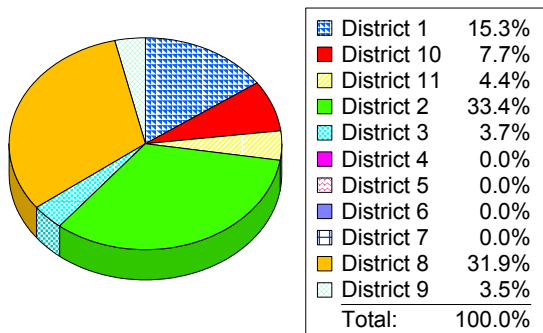
Georgia Congressional District 6

Miscellaneous Row Crops

County	Farm Gate Value
Cobb	\$0
Fulton	\$0
Miscellaneous Row Crops	\$0

Georgia Total: Miscellaneous Row Crops \$9,439,059

Farm Gate Value by Congressional District
For Miscellaneous Row Crops

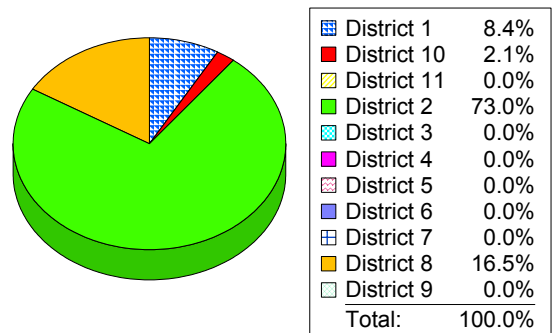


Peanuts - Additional

County	Acres	Yield	Price	Farm Gate Value
Cobb	0.0	0	\$0.00	\$0
Fulton	0.0	0	\$0.00	\$0
Peanuts - Additional	0			\$0

Georgia Total: Peanuts - Additional \$46,377,049

Farm Gate Value by Congressional District
For Peanuts - Additional

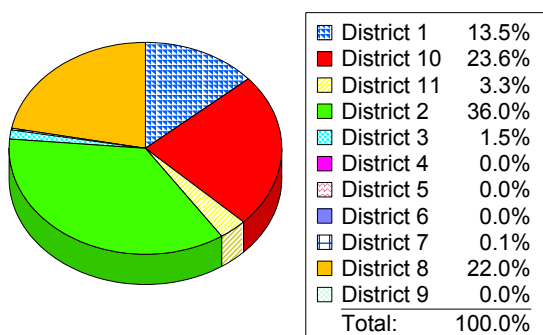


Oats

County	Acres	Yield	Price	Farm Gate Value
Cobb	0.0	0.0	\$0.00	\$0
Fulton	0.0	0.0	\$0.00	\$0
Oats	0			\$0

Georgia Total: Oats \$4,378,925

Farm Gate Value by Congressional District
For Oats

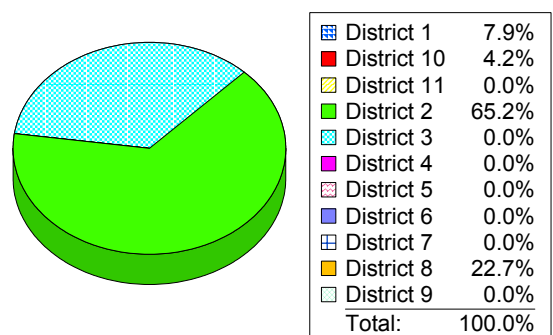


Peanuts - Quota

County	Acres	Yield	Price	Farm Gate Value
Cobb	0.0	0	\$0.00	\$0
Fulton	0.0	0	\$0.00	\$0
Peanuts - Quota	0			\$0

Georgia Total: Peanuts - Quota \$353,238,840

Farm Gate Value by Congressional District
For Peanuts - Quota



Georgia Congressional District 6

Rye

County	Acres	Yield	Price	Farm Gate Value
Cobb	0.0	0.0	\$0.00	\$0
Fulton	0.0	0.0	\$0.00	\$0
Rye	0			\$0

Georgia Total: Rye

\$14,406,249

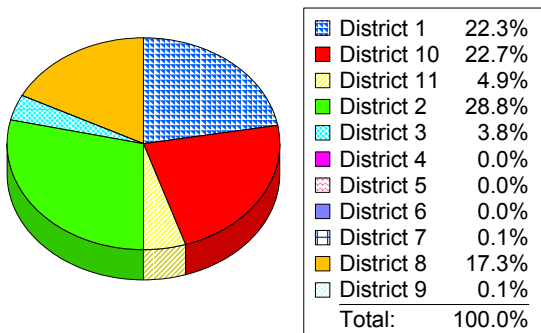
Sorghum

County	Acres	Yield	Price	Farm Gate Value
Cobb	0.0	0.0	\$0.00	\$0
Fulton	0.0	0.0	\$0.00	\$0
Sorghum	0			\$0

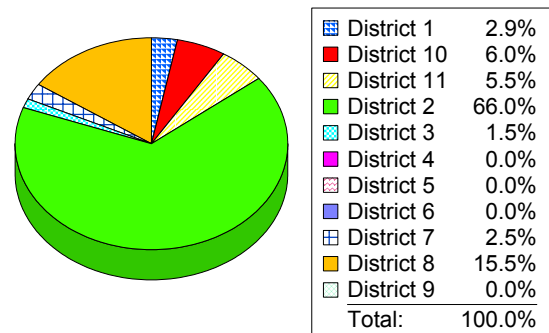
Georgia Total: Sorghum

\$3,093,190

Farm Gate Value by Congressional District
For Rye



Farm Gate Value by Congressional District
For Sorghum



Silage

County	Acres	Yield	Price	Farm Gate Value
Cobb	0.0	0.0	\$0.00	\$0
Fulton	0.0	0.0	\$0.00	\$0
Silage	0			\$0

Georgia Total: Silage

\$14,849,158

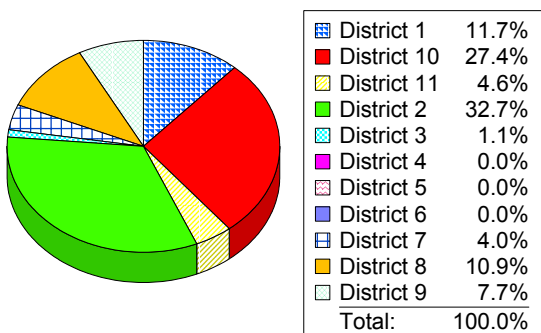
Soybeans

County	Acres	Yield	Price	Farm Gate Value
Cobb	0.0	0.0	\$0.00	\$0
Fulton	175.0	22.0	\$5.30	\$20,405
Soybeans	175			\$20,405

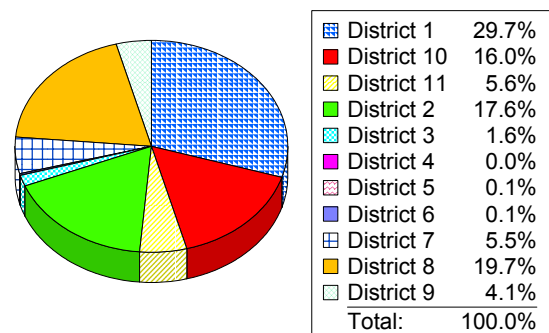
Georgia Total: Soybeans

\$22,945,319

Farm Gate Value by Congressional District
For Silage



Farm Gate Value by Congressional District
For Soybeans



Georgia Congressional District 6

Straw

County	Acres	Yield	Price	Farm Gate Value
Cobb	0.0	0.0	\$0.00	\$0
Fulton	0.0	0.0	\$0.00	\$0
Straw	0			\$0

Georgia Total: Straw

\$13,507,534

Wheat

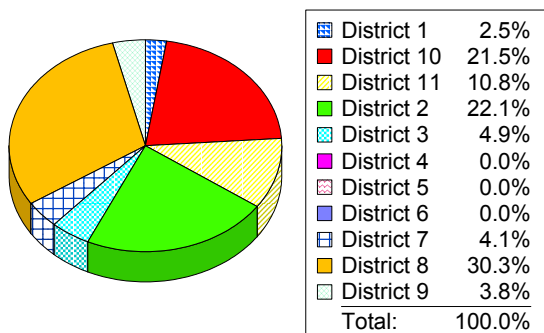
County	Acres	Yield	Price	Farm Gate Value
Cobb	0.0	0.0	\$0.00	\$0
Fulton	100.0	50.0	\$2.70	\$13,500
Wheat	100			\$13,500

Georgia Total: Wheat

\$33,976,120

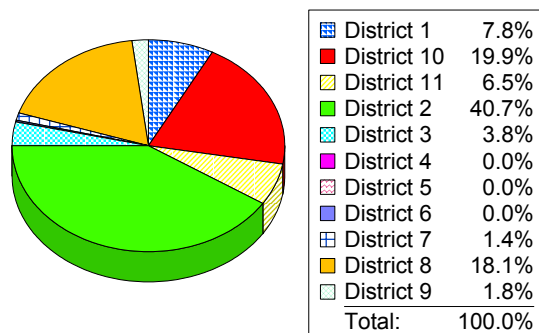
Farm Gate Value by Congressional District

For Straw



Farm Gate Value by Congressional District

For Wheat



Tobacco

County	Acres	Yield	Price	Farm Gate Value
Cobb	0.0	0	\$0.00	\$0
Fulton	0.0	0	\$0.00	\$0
Tobacco	0			\$0

Georgia Total: Tobacco

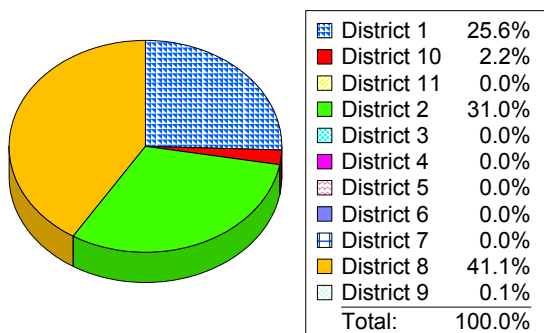
\$120,363,272

District 6 Total Row and Forage Crops

\$137,045

Farm Gate Value by Congressional District

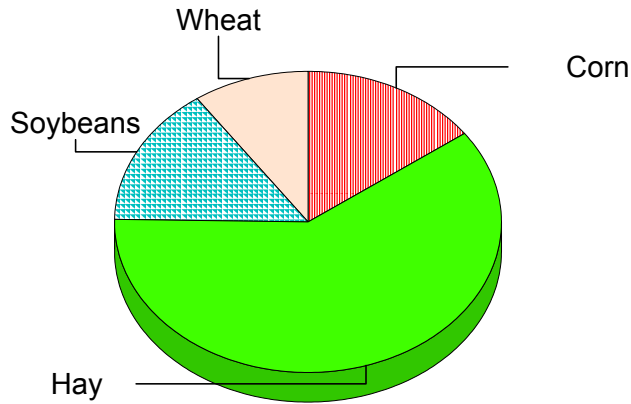
For Tobacco



Georgia Congressional District 6

District Farm Gate Value

For Row and Forage Crops



Barley	0.0%
Corn	15.1%
Cotton	0.0%
Hay	60.2%
Miscellaneous Row Crops	0.0%
Oats	0.0%
Peanuts - Additional	0.0%
Peanuts - Quota	0.0%
Rye	0.0%
Silage	0.0%
Sorghum	0.0%
Soybeans	14.9%
Straw	0.0%
Tobacco	0.0%
Wheat	9.9%
Total:	100.0%

Georgia Congressional District 6

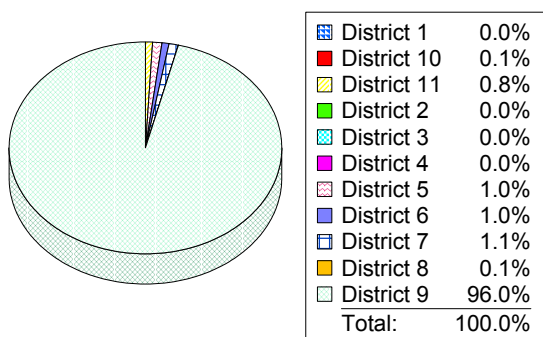
Fruits and Nuts

Apples

County	Acres	Yield	Price	Farm Gate Value
Cobb	0.0	0.0	\$14.00	\$0
Fulton	25.0	190.0	\$14.00	\$66,500
Apples	25			\$66,500

Georgia Total: Apples \$6,933,102

Farm Gate Value by Congressional District For Apples

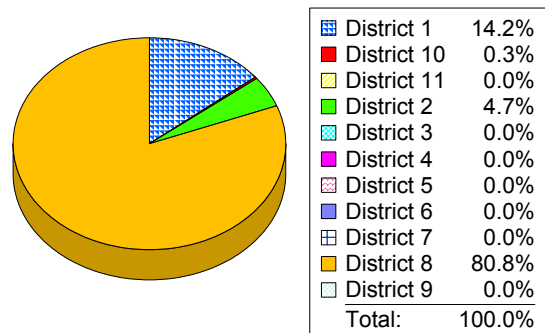


Blueberries - Frozen

County	Acres	Yield	Price	Farm Gate Value
Cobb	0.0	0	\$0.00	\$0
Fulton	0.0	0	\$0.00	\$0
Blueberries - Frozen	0			\$0

Georgia Total: Blueberries - Frozen \$7,549,540

Farm Gate Value by Congressional District For Blueberries - Frozen

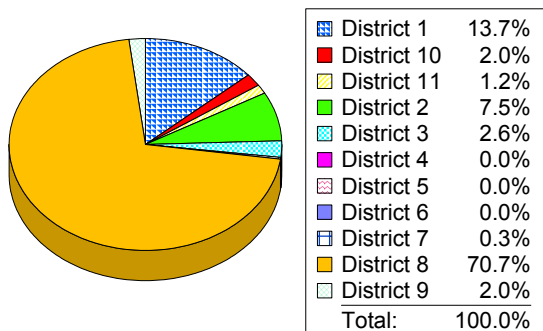


Blueberries - Fresh

County	Acres	Yield	Price	Farm Gate Value
Cobb	0.0	0	\$0.00	\$0
Fulton	0.0	0	\$0.00	\$0
Blueberries - Fresh	0			\$0

Georgia Total: Blueberries - Fresh \$14,474,504

Farm Gate Value by Congressional District For Blueberries - Fresh

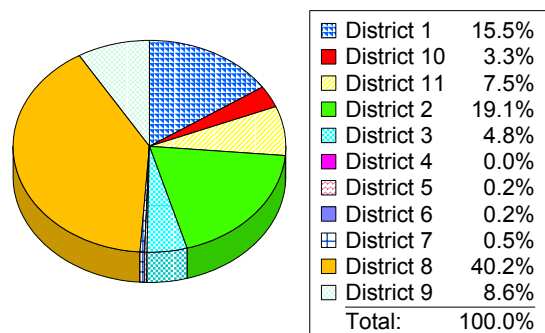


Grapes

County	Acres	Yield	Price	Farm Gate Value
Cobb	0.0	0	\$0.00	\$0
Fulton	3.0	5,200	\$0.78	\$12,090
Grapes	3			\$12,090

Georgia Total: Grapes \$6,902,468

Farm Gate Value by Congressional District For Grapes



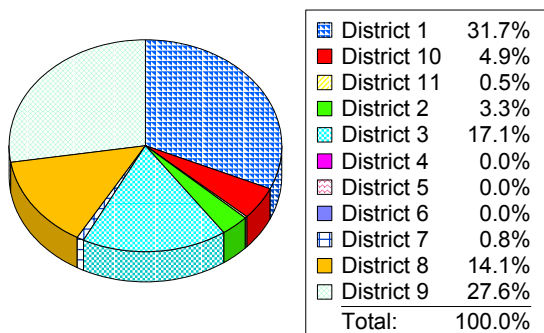
Georgia Congressional District 6

Miscellaneous Fruit and Nut

County	Farm Gate Value
Cobb	\$0
Fulton	\$0
Miscellaneous Fruits/Nuts	\$0

Georgia Total: Miscellaneous Fruit and Nut \$1,407,245

Farm Gate Value by Congressional District
For Miscellaneous Fruit and Nut

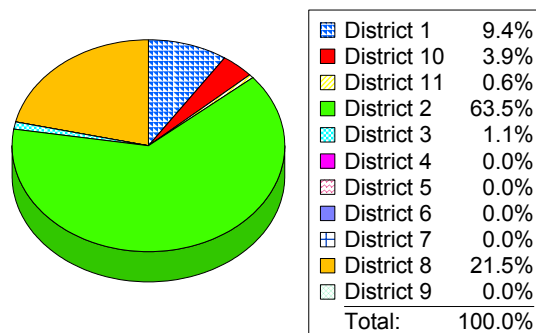


Pecans

County	Acres	Yield	Price	Farm Gate Value
Cobb	0.0	0	\$0.00	\$0
Fulton	0.0	0	\$0.00	\$0
Pecans	0			\$0

Georgia Total: Pecans \$129,204,166

Farm Gate Value by Congressional District
For Pecans

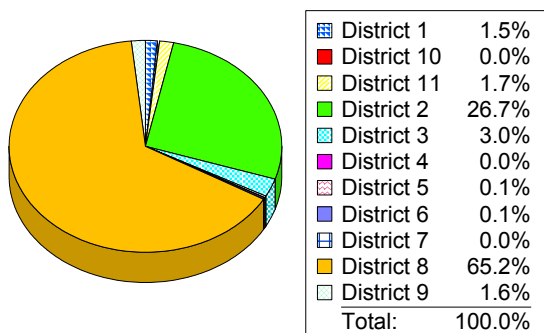


Peaches

County	Acres	Yield	Price	Farm Gate Value
Cobb	0.0	0	\$0.00	\$0
Fulton	30.0	5,800	\$0.33	\$57,420
Peaches	30			\$57,420

Georgia Total: Peaches \$39,922,063

Farm Gate Value by Congressional District
For Peaches

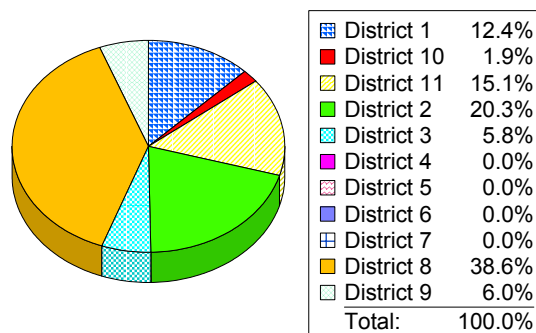


Strawberries

County	Acres	Yield	Price	Farm Gate Value
Cobb	0.0	0	\$0.00	\$0
Fulton	0.0	0	\$0.00	\$0
Strawberries	0			\$0

Georgia Total: Strawberries \$3,797,133

Farm Gate Value by Congressional District
For Strawberries

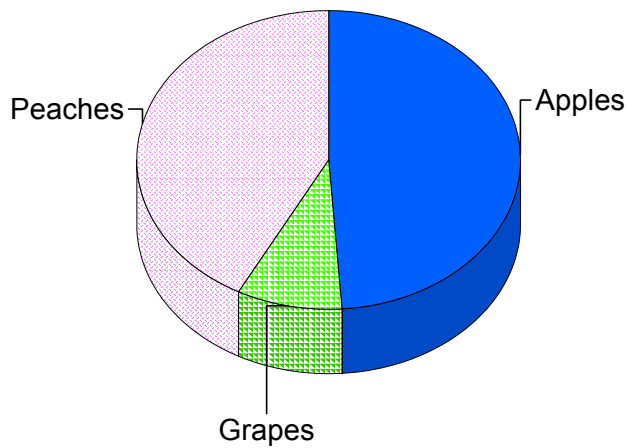


Georgia Congressional District 6

District 6 Total \$136,010
Fruits and Nuts

District Farm Gate Value

For Fruits and Nuts



■ Apples	48.9%
■ Blueberries - Fresh	0.0%
■ Blueberries - Frozen	0.0%
■ Grapes	8.9%
■ Miscellaneous Fruit and Nut	0.0%
■ Peaches	42.2%
■ Pecans	0.0%
■ Strawberries	0.0%
Total:	100.0%

Georgia Congressional District 6

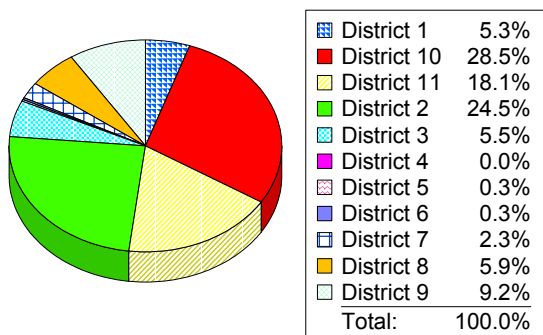
Ornamental Horticulture

Container Nursery

County	Acres	Price	Farm Gate Value
Cobb	0.0	\$0	\$0
Fulton	12.0	\$39,000	\$468,000
Container Nursery	12		\$468,000

Georgia Total: Container Nursery \$156,133,050

Farm Gate Value by Congressional District For Container Nursery

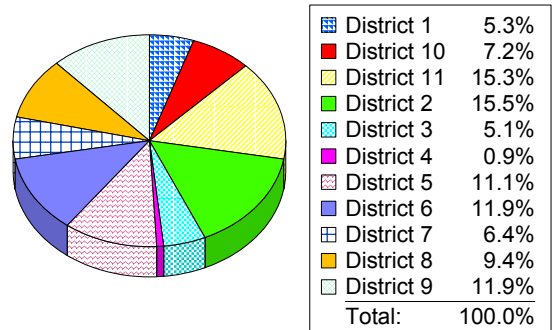


Greenhouse

County	Sq. Feet	Price	Farm Gate Value
Cobb	167,000	\$9.50	\$1,586,500
Fulton	2,450,000	\$9.50	\$23,275,000
Greenhouse	2,617,000		\$24,861,500

Georgia Total: Greenhouse \$209,716,263

Farm Gate Value by Congressional District For Greenhouse

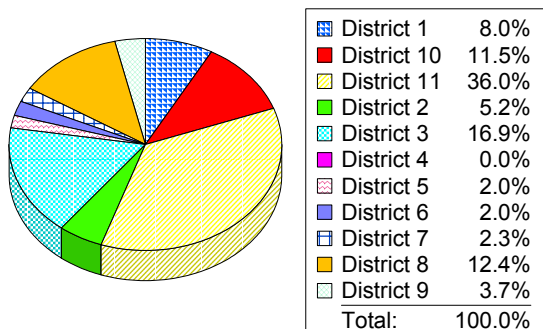


Field Nursery

County	Acres	Price	Farm Gate Value
Cobb	1.0	\$9,995	\$9,995
Fulton	120.0	\$9,995	\$1,199,400
Field Nursery	121		\$1,209,395

Georgia Total: Field Nursery \$60,051,554

Farm Gate Value by Congressional District For Field Nursery

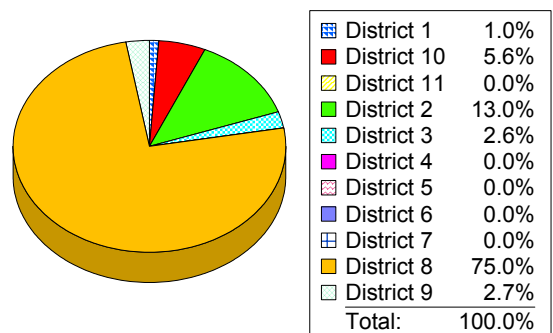


Miscellaneous Ornamental Horticulture

County	Farm Gate Value
Cobb	\$0
Fulton	\$0
Miscellaneous Orn Hort.	\$0

Georgia Total: Miscellaneous Ornamental Horticulture \$3,833,869

Farm Gate Value by Congressional District For Miscellaneous Ornamental Horticulture



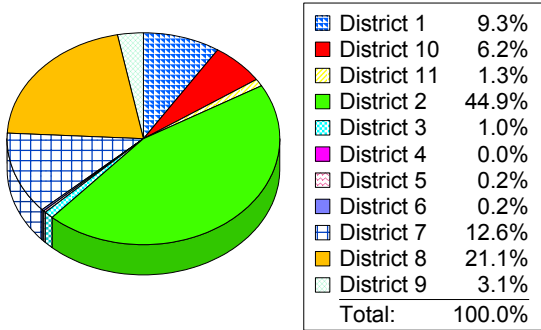
Georgia Congressional District 6

Turfgrass

County	Acres	Yield	Price	Farm Gate Value
Cobb	0.0	0.00	\$0	\$0
Fulton	95.0	0.67	\$4,100	\$260,965
Turfgrass	95			\$260,965

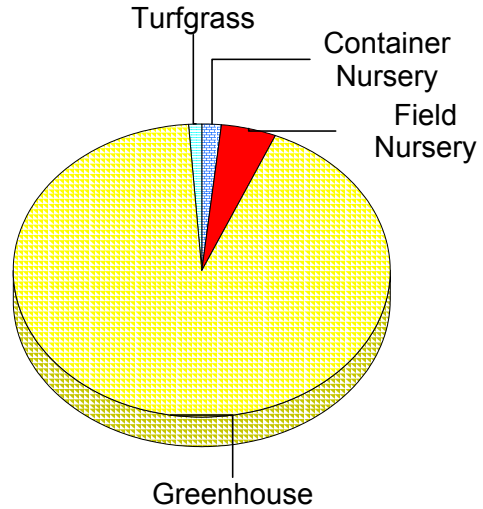
Georgia Total: Turfgrass \$105,823,747

Farm Gate Value by Congressional District
For Turfgrass



District 6 Total
Ornamental Horticulture \$26,799,860

District Farm Gate Value For Ornamental Horticulture



Container Nursery	1.7%
Field Nursery	4.5%
Greenhouse	92.8%
Miscellaneous Ornamental Horticulture	0.0%
Turfgrass	1.0%
Total:	100.0%

Georgia Congressional District 6

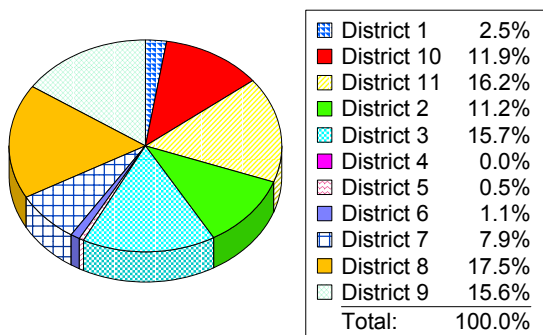
Forestry and Related Products

Christmas Trees

County	Acres	Yield	Price	Farm Gate Value
Cobb	15.0	0.25	\$10,656	\$39,960
Fulton	15.0	0.25	\$10,656	\$39,960
Christmas Trees	30			\$79,920

Georgia Total: Christmas Trees \$7,380,760

Farm Gate Value by Congressional District
For Christmas Trees

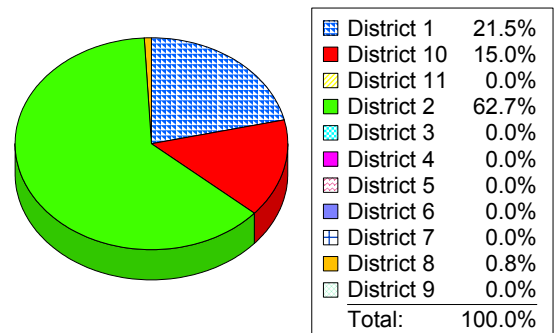


Miscellaneous Forestry

County	Farm Gate Value
Cobb	\$0
Fulton	\$0
Miscellaneous Forestry	\$0

Georgia Total: Miscellaneous Forestry \$11,622,900

Farm Gate Value by Congressional District
For Miscellaneous Forestry

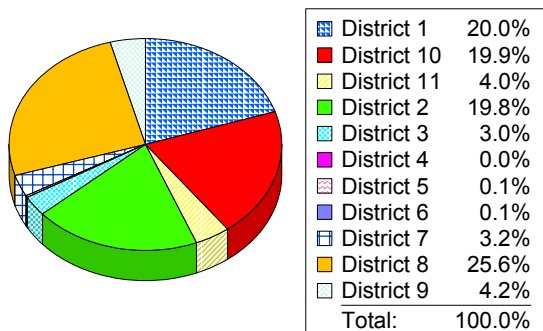


Forestry

County	Farm Gate Value
Cobb	\$0
Fulton	\$1,020,400
Forestry	\$1,020,400

Georgia Total: Forestry \$691,046,890

Farm Gate Value by Congressional District
For Forestry

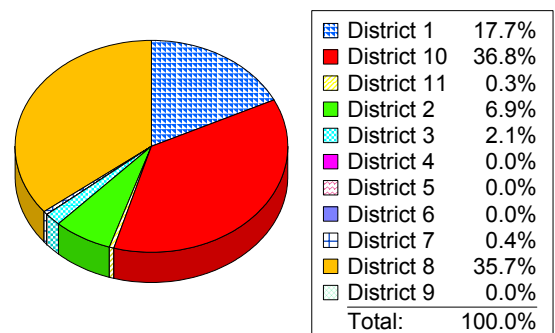


Pine Straw

County	Acres	Price	Farm Gate Value
Cobb	0.0	\$35.00	\$0
Fulton	35.0	\$35.00	\$1,225
Pine Straw	35		\$1,225

Georgia Total: Pine Straw \$15,564,478

Farm Gate Value by Congressional District
For Pine Straw



Georgia Congressional District 6

District 6 Total \$1,101,545
Forestry and Related Prod

District Farm Gate Value

For Forestry and Related Products



Georgia Congressional District 6

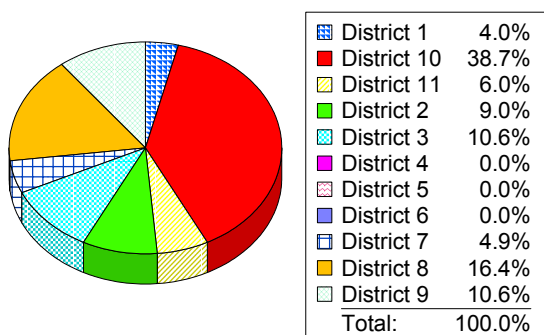
Livestock

Beef Cattle Finished Outside County

County	Head	Prod.	Price	Farm Gate Value
Cobb	0	0.00	\$0.00	\$0
Fulton	0	0.00	\$0.00	\$0
Beef Outside County	0			\$0

Georgia Total: Beef Cattle Finished Outside County **\$11,019,175**

Farm Gate Value by Congressional District
For Beef Cattle Finished Outside County

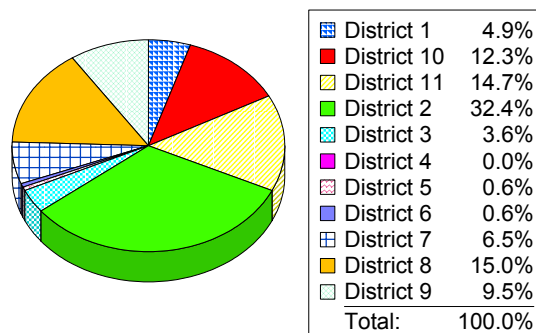


Beef Stockers

County	Head	Prod.	Price	Farm Gate Value
Cobb	0	0.00	\$0.00	\$0
Fulton	1,700	300.00	\$0.79	\$402,900
Beef Stockers	1,700			\$402,900

Georgia Total: Beef Stockers **\$70,366,722**

Farm Gate Value by Congressional District
For Beef Stockers

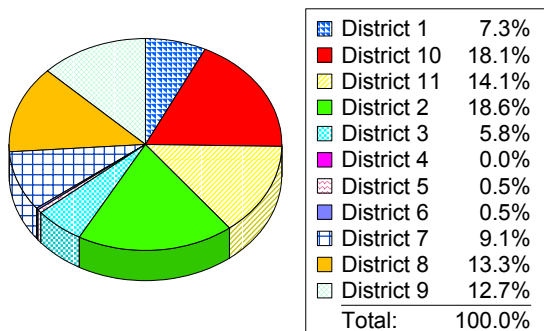


Beef Cows

County	Head	Prod.	Price	Farm Gate Value
Cobb	0	0.00	\$0.00	\$0
Fulton	3,800	373.50	\$0.94	\$1,334,142
Beef Cows	3,800			\$1,334,142

Georgia Total: Beef Cows **\$283,140,084**

Farm Gate Value by Congressional District
For Beef Cows

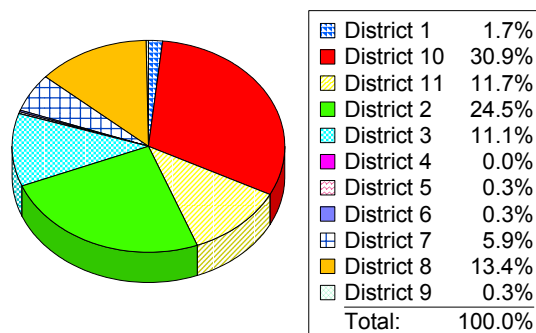


Catfish

County	Pond Acres	Prod.	Price	Farm Gate Value
Cobb	0	0	\$0.00	\$0
Fulton	15	1,250	\$0.74	\$13,875
Catfish	15			\$13,875

Georgia Total: Catfish **\$5,502,834**

Farm Gate Value by Congressional District
For Catfish



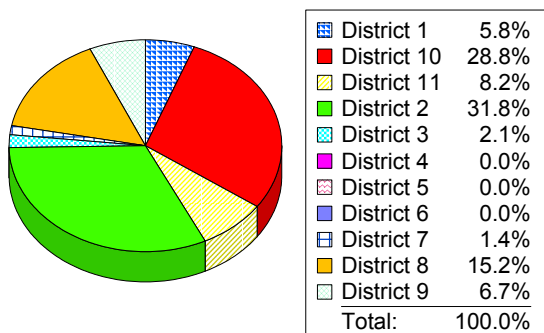
Georgia Congressional District 6

Dairy

County	Head	Prod.	Price	Farm Gate Value
Cobb	0	0	\$0.00	\$0
Fulton	0	0	\$0.00	\$0
Dairy	0			\$0

Georgia Total: Dairy \$254,294,780

Farm Gate Value by Congressional District For Dairy

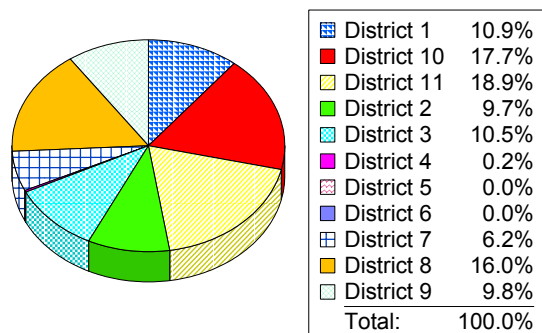


Horses - Board, Breed, Train

County	Head	Price	Farm Gate Value
Cobb	0	\$0	\$0
Fulton	0	\$0	\$0
Horses - B, B & T	0		\$0

Georgia Total: Horses - Board, Breed, Train \$94,581,000

Farm Gate Value by Congressional District For Horses - Board, Breed, Train

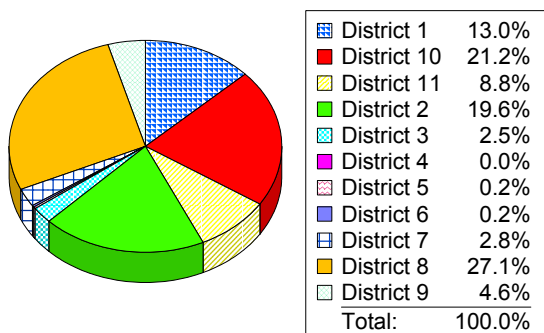


Goats

County	Head	Prod.	Price	Farm Gate Value
Cobb	0	0.00	\$0.00	\$0
Fulton	200	1.25	\$35.00	\$8,750
Goats	200			\$8,750

Georgia Total: Goats \$4,520,819

Farm Gate Value by Congressional District For Goats

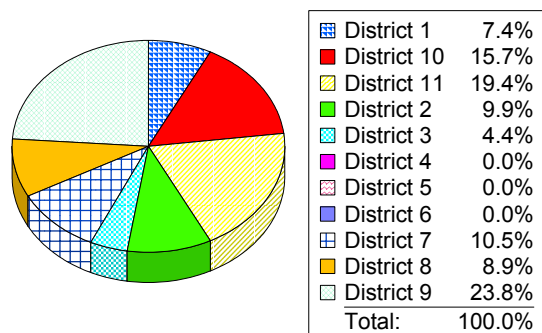


Horses - Raised

County	Head	Price	Farm Gate Value
Cobb	0	\$0	\$0
Fulton	0	\$0	\$0
Horses - Raised	0		\$0

Georgia Total: Horses - Raised \$75,396,000

Farm Gate Value by Congressional District For Horses - Raised



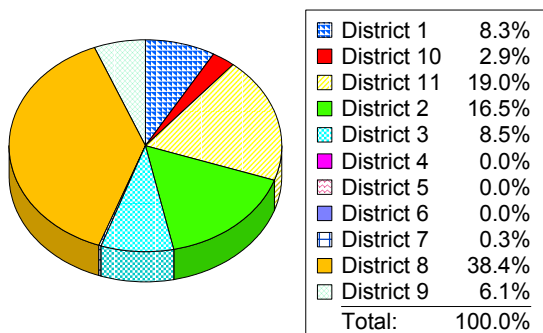
Georgia Congressional District 6

Miscellaneous Livestock

County	Farm Gate Value
Cobb	\$0
Fulton	\$0
Miscellaneous Livestock	\$0

Georgia Total: Miscellaneous Livestock \$37,803,583

Farm Gate Value by Congressional District
For Miscellaneous Livestock

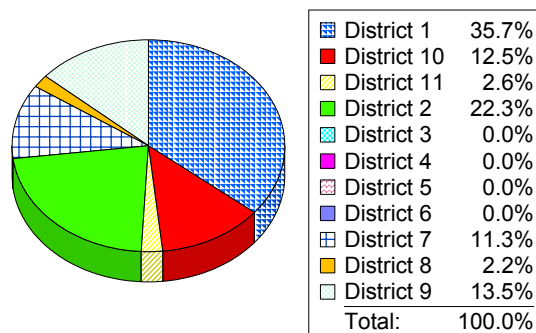


Pork - Feeder Pigs

County	Head	Prod.	Price	Farm Gate Value
Cobb	0	0.00	\$0.00	\$0
Fulton	0	0.00	\$0.00	\$0
Pork - Feeder Pigs	0			\$0

Georgia Total: Pork - Feeder Pigs \$16,798,590

Farm Gate Value by Congressional District
For Pork - Feeder Pigs

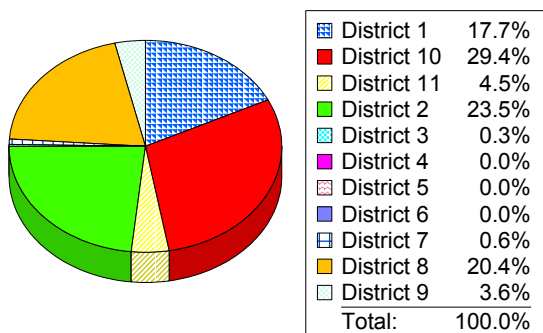


Pork - Farrow to Finish

County	Head	Prod.	Price	Farm Gate Value
Cobb	0	0	\$0.00	\$0
Fulton	0	0	\$0.00	\$0
Pork - Farrow to Finish	0			\$0

Georgia Total: Pork - Farrow to Finish \$52,839,518

Farm Gate Value by Congressional District
For Pork - Farrow to Finish

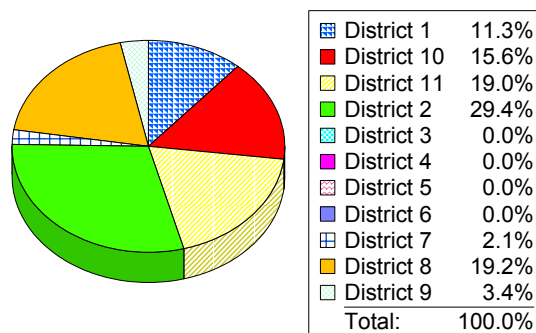


Pork - Finishing

County	Head	Prod.	Price	Farm Gate Value
Cobb	0	0.00	\$0.00	\$0
Fulton	0	0.00	\$0.00	\$0
Pork - Finishing	0			\$0

Georgia Total: Pork - Finishing \$22,376,605

Farm Gate Value by Congressional District
For Pork - Finishing



Georgia Congressional District 6

Quail

County	Head	Price	Farm Gate Value
Cobb	0	\$0.00	\$0
Fulton	0	\$0.00	\$0
Quail	0		\$0

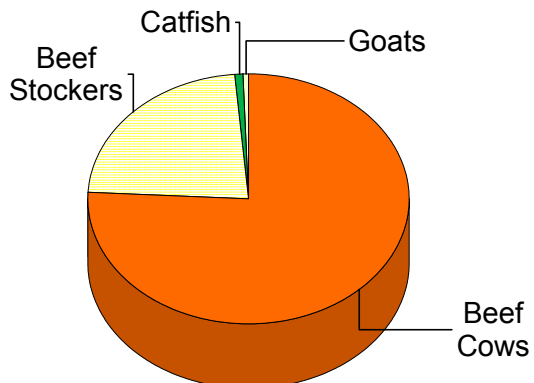
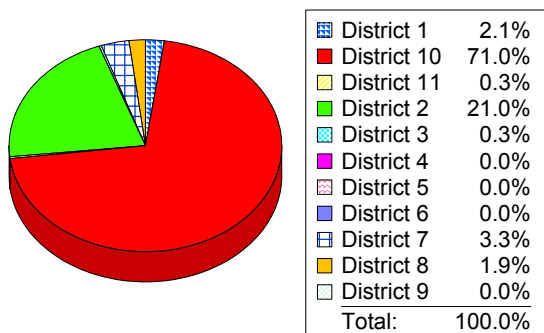
District 6
Livestock

Total \$1,759,667

District Farm Gate Value For Livestock

Georgia Total: Quail \$8,712,108

Farm Gate Value by Congressional District
For Quail

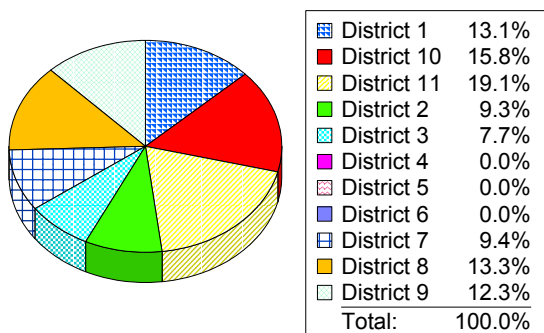


Sheep

County	Head	Prod.	Price	Farm Gate Value
Cobb	0	0.00	\$0.00	\$0
Fulton	0	0.00	\$0.00	\$0
Sheep	0			\$0

Georgia Total: Sheep \$381,150

Farm Gate Value by Congressional District
For Sheep



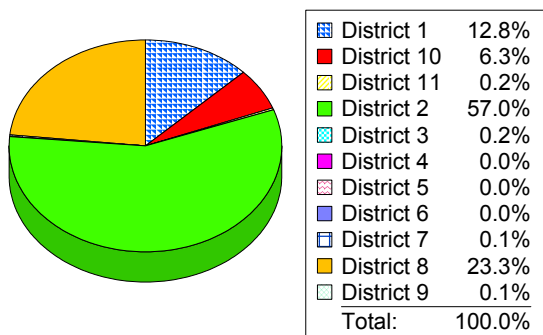
Georgia Congressional District 6

Other

Crop Insurance

County	Farm Gate Value
Cobb	\$0
Fulton	\$7,334
Crop Insurance	\$7,334
Georgia Total: Crop Insurance	\$122,416,851

Farm Gate Value by Congressional District
For Crop Insurance

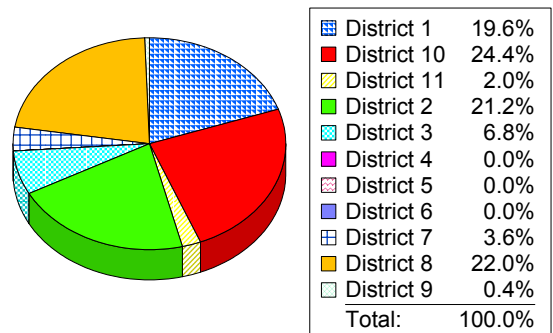


Hunting Leases - Deer

County	Acres	Price	Farm Gate Value
Cobb	0	\$0.00	\$0
Fulton	1,400	\$8.00	\$11,200
Hunting Leases - Deer	1,400		\$11,200

Georgia Total: Hunting Leases - Deer **\$71,202,528**

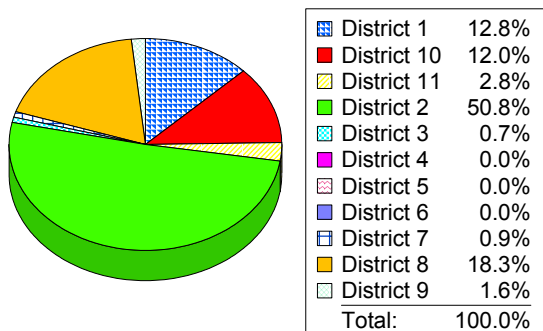
Farm Gate Value by Congressional District
For Hunting Leases - Deer



Government Payments

County	Farm Gate Value
Cobb	\$0
Fulton	\$0
Government Payments	\$0
Georgia Total: Government Payments	\$278,485,126

Farm Gate Value by Congressional District
For Government Payments

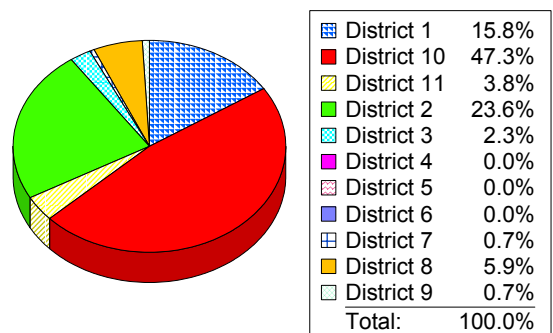


Hunting Leases - Duck

County	Acres	Price	Farm Gate Value
Cobb	0	\$0.00	\$0
Fulton	0	\$0.00	\$0
Hunting Leases - Duck	0		\$0

Georgia Total: Hunting Leases - Duck **\$682,500**

Farm Gate Value by Congressional District
For Hunting Leases - Duck



Georgia Congressional District 6

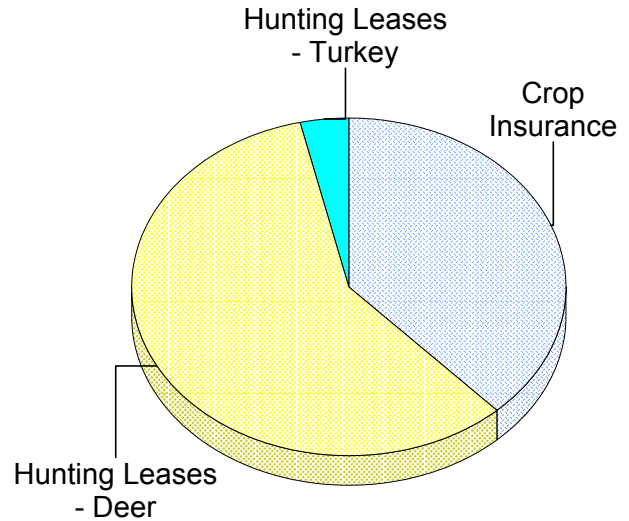
Hunting Leases - Turkey

County	Acres	Price	Farm Gate Value
Cobb	0	\$0.00	\$0
Fulton	350	\$2.00	\$700
Hunting Leases - Turkey	350		\$700

District 6
Other

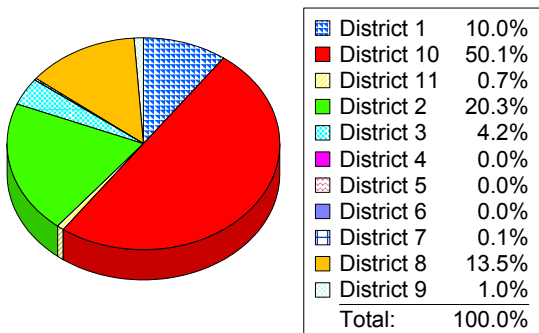
Total \$19,234

District Farm Gate Value For Other



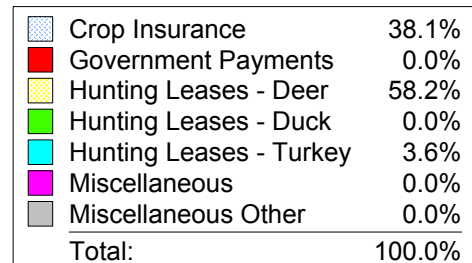
Georgia Total: Hunting Leases - Turkey \$3,487,636

Farm Gate Value by Congressional District For Hunting Leases - Turkey



Miscellaneous

County	Farm Gate Value
Cobb	\$0
Fulton	\$0
Miscellaneous	\$0



Georgia Total: Miscellaneous \$27,636,730

Farm Gate Value by Congressional District For Miscellaneous

