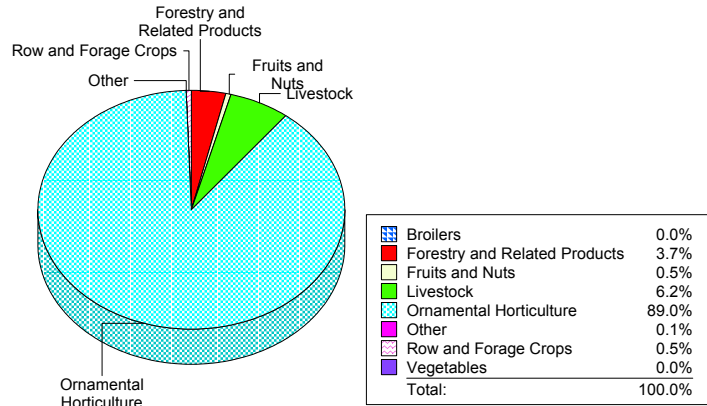


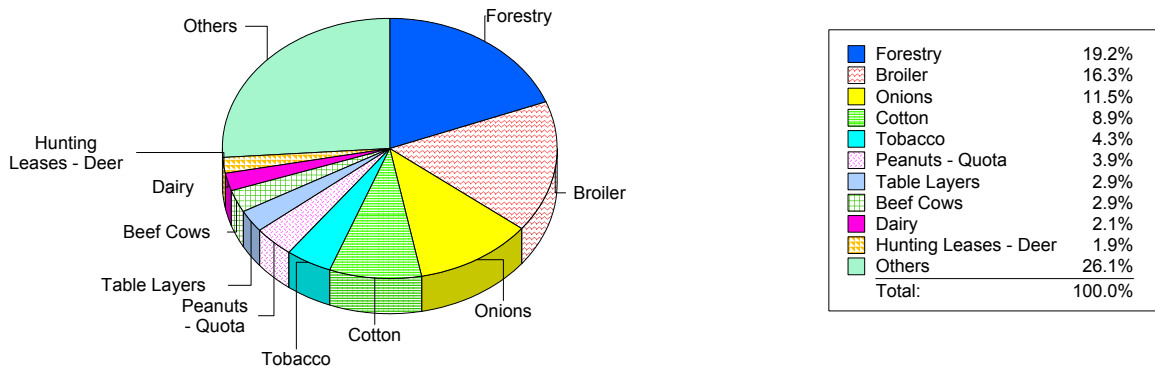
2000 Farm Gate Value, Summary Tables

County	Farm Gate Value
Fulton	28,316,906
District 5	28,316,906

Total Farm Gate Value For District 5



Top Ten Commodities For District 5



	Broilers	Forestry and Related Products	Fruits and Nuts	Livestock	Ornamental Horticulture	Other	Row and Forage Crops	Vegetables	Total Farm Gate
District 1	\$147,025,193	\$143,510,535	\$17,838,026	\$77,235,170	\$34,093,587	\$69,549,286	\$162,626,299	\$117,620,513	\$769,498,609
District 2	\$321,069,490	\$146,284,324	\$96,265,489	\$207,169,539	\$121,906,840	\$240,498,036	\$725,511,521	\$386,605,458	\$2,245,310,696
District 3	\$10,470,720	\$22,058,567	\$3,785,650	\$42,768,825	\$30,611,773	\$7,031,035	\$8,688,378	\$1,250,570	\$126,665,518
District 4	\$0	\$173,308	\$0	\$216,000	\$1,909,500	\$0	\$0	\$0	\$2,298,808
District 5	\$0	\$1,061,585	\$136,010	\$1,759,667	\$25,203,365	\$19,234	\$137,045	\$0	\$28,316,906
District 6	\$0	\$1,101,545	\$136,010	\$1,759,667	\$26,799,860	\$19,234	\$137,045	\$0	\$29,953,361
District 7	\$286,279,615	\$23,058,092	\$233,713	\$51,796,547	\$31,829,220	\$5,379,006	\$16,435,774	\$710,831	\$415,722,798
District 8	\$285,427,546	\$184,073,770	\$74,530,791	\$142,603,381	\$61,709,566	\$98,516,453	\$365,511,421	\$115,523,807	\$1,327,896,735
District 9	\$1,182,551,506	\$29,867,181	\$8,788,079	\$95,815,637	\$44,916,690	\$10,352,341	\$15,651,091	\$7,319,665	\$1,395,262,190
District 10	\$136,534,996	\$145,560,247	\$5,729,820	\$197,065,553	\$73,297,083	\$61,153,731	\$113,114,880	\$5,045,600	\$737,501,909
District 11	\$977,566,089	\$28,865,874	\$2,746,633	\$119,542,981	\$83,281,000	\$11,393,015	\$22,261,286	\$1,320,668	\$1,246,977,545
Georgia	\$3,346,925,155	\$725,615,027	\$210,190,220	\$937,732,966	\$535,558,482	\$503,911,371	\$1,430,074,743	\$635,397,111	\$8,325,405,075

Georgia Congressional District 5

Row and Forage Crops

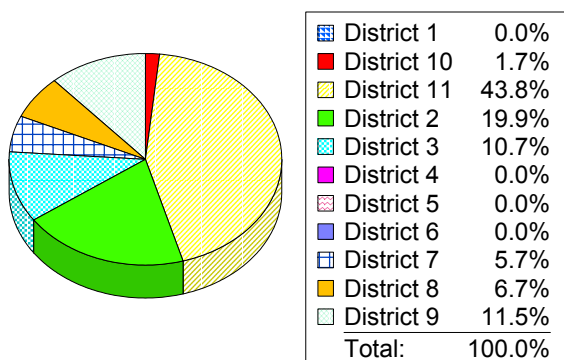
Barley

County	Acres	Yield	Price	Farm Gate Value
Fulton	0.0	0.0	\$2.36	\$0
Barley	0			\$0

Georgia Total: Barley \$132,849

Farm Gate Value by Congressional District

For Barley



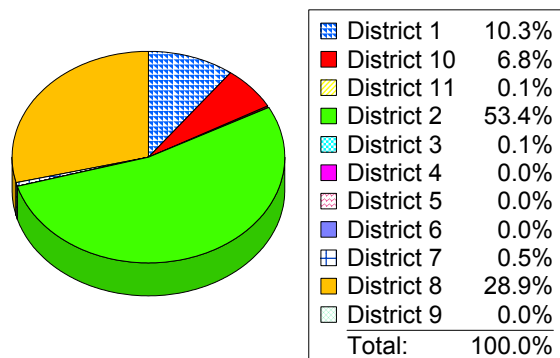
Cotton

County	Acres	Yield	Price	Farm Gate Value
Fulton	0.0	0.0	\$0.68	\$0
Cotton	0			\$0

Georgia Total: Cotton \$618,817,220

Farm Gate Value by Congressional District

For Cotton



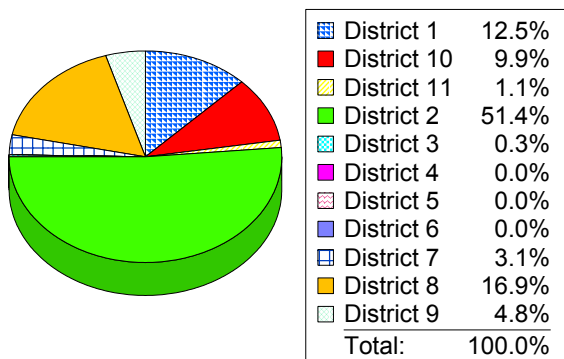
Corn

County	Acres	Yield	Price	Farm Gate Value
Fulton	200.0	48.0	\$2.15	\$20,640
Corn	200			\$20,640

Georgia Total: Corn \$77,023,882

Farm Gate Value by Congressional District

For Corn



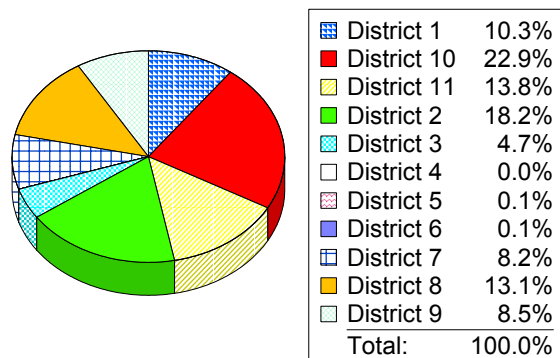
Hay

County	Acres	Yield	Price	Farm Gate Value
Fulton	600.0	2.5	\$55.00	\$82,500
Hay	600			\$82,500

Georgia Total: Hay \$97,526,076

Farm Gate Value by Congressional District

For Hay



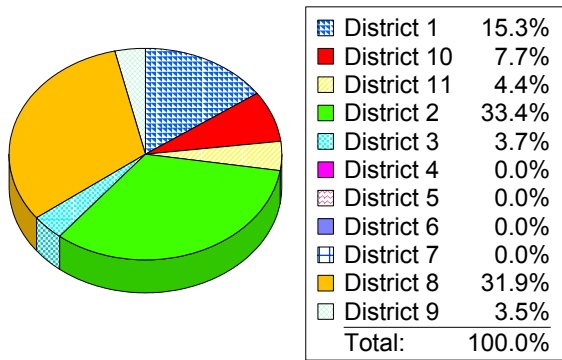
Georgia Congressional District 5

Miscellaneous Row Crops

County	Farm Gate Value
Fulton	\$0
Miscellaneous Row Crops	\$0

Georgia Total: Miscellaneous Row Crops \$9,439,059

Farm Gate Value by Congressional District
For Miscellaneous Row Crops

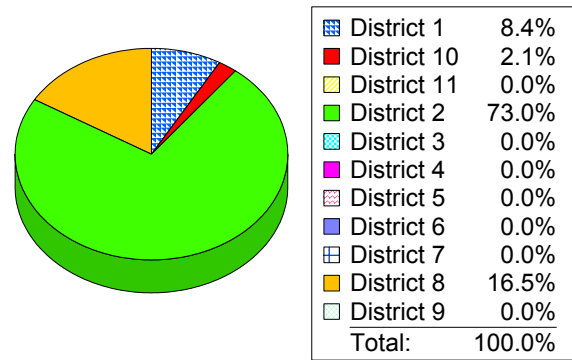


Peanuts - Additional

County	Acres	Yield	Price	Farm Gate Value
Fulton	0.0	0	\$0.00	\$0
Peanuts - Additional	0			\$0

Georgia Total: Peanuts - Additional \$46,377,049

Farm Gate Value by Congressional District
For Peanuts - Additional

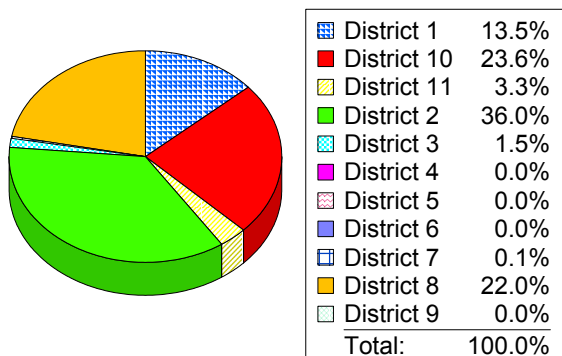


Oats

County	Acres	Yield	Price	Farm Gate Value
Fulton	0.0	0.0	\$0.00	\$0
Oats	0			\$0

Georgia Total: Oats \$4,378,925

Farm Gate Value by Congressional District
For Oats

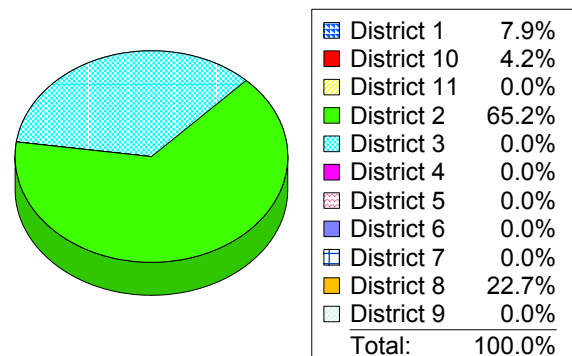


Peanuts - Quota

County	Acres	Yield	Price	Farm Gate Value
Fulton	0.0	0	\$0.00	\$0
Peanuts - Quota	0			\$0

Georgia Total: Peanuts - Quota \$353,238,840

Farm Gate Value by Congressional District
For Peanuts - Quota



Georgia Congressional District 5

Rye

County	Acres	Yield	Price	Farm Gate Value
Fulton	0.0	0.0	\$0.00	\$0
Rye	0			\$0

Georgia Total: Rye \$14,406,249

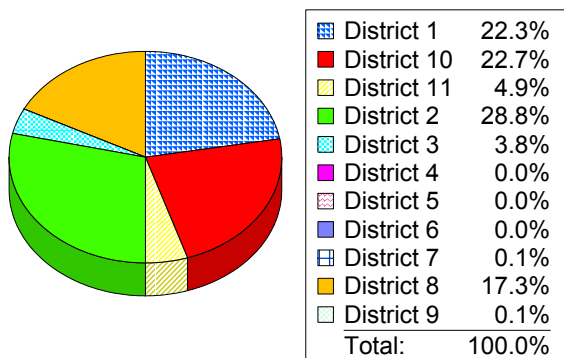
Sorghum

County	Acres	Yield	Price	Farm Gate Value
Fulton	0.0	0.0	\$0.00	\$0
Sorghum	0			\$0

Georgia Total: Sorghum \$3,093,190

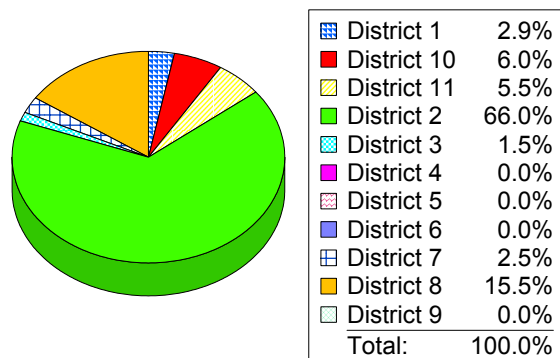
Farm Gate Value by Congressional District For Rye

For Rye



Farm Gate Value by Congressional District For Sorghum

For Sorghum



Silage

County	Acres	Yield	Price	Farm Gate Value
Fulton	0.0	0.0	\$0.00	\$0
Silage	0			\$0

Georgia Total: Silage \$14,849,158

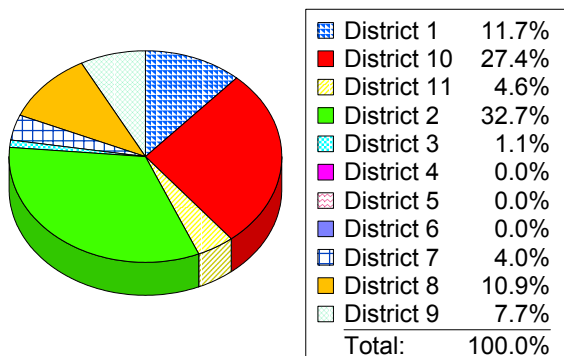
Soybeans

County	Acres	Yield	Price	Farm Gate Value
Fulton	175.0	22.0	\$5.30	\$20,405
Soybeans	175			\$20,405

Georgia Total: Soybeans \$22,945,319

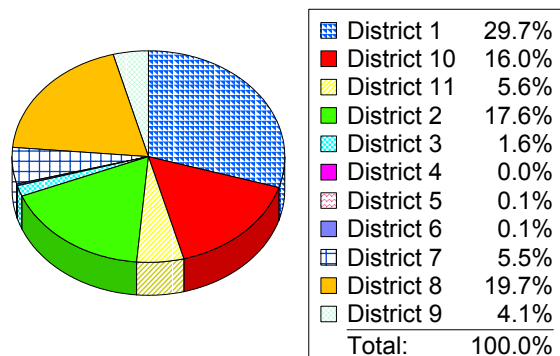
Farm Gate Value by Congressional District For Silage

For Silage



Farm Gate Value by Congressional District For Soybeans

For Soybeans



Georgia Congressional District 5

Straw

County	Acres	Yield	Price	Farm Gate Value
Fulton	0.0	0.0	\$0.00	\$0
Straw	0			\$0

Georgia Total: Straw

\$13,507,534

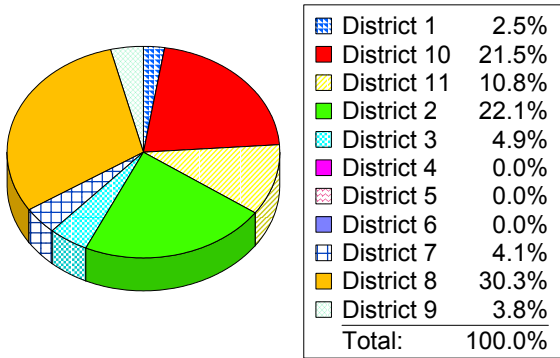
Wheat

County	Acres	Yield	Price	Farm Gate Value
Fulton	100.0	50.0	\$2.70	\$13,500
Wheat	100			\$13,500

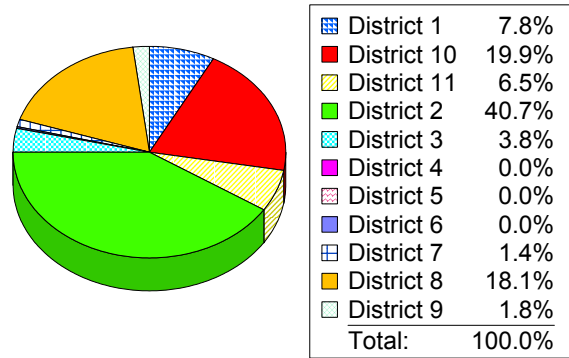
Georgia Total: Wheat

\$33,976,120

Farm Gate Value by Congressional District
For Straw



Farm Gate Value by Congressional District
For Wheat



Tobacco

County	Acres	Yield	Price	Farm Gate Value
Fulton	0.0	0	\$0.00	\$0
Tobacco	0			\$0

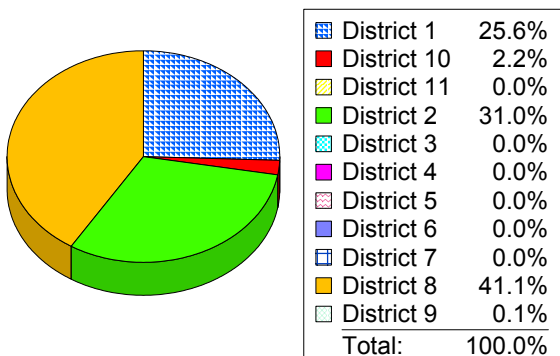
Georgia Total: Tobacco

\$120,363,272

District 5 Total Row and Forage Crops

\$137,045

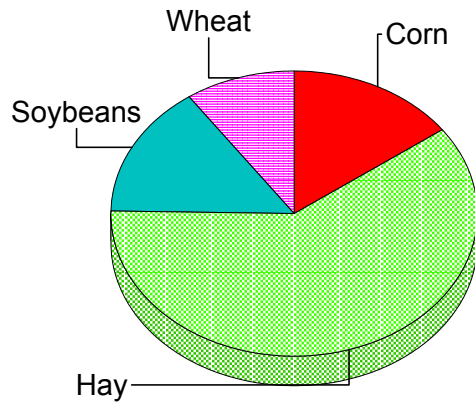
Farm Gate Value by Congressional District
For Tobacco



Georgia Congressional District 5

District Farm Gate Value

For Row and Forage Crops



Barley	0.0%
Corn	15.1%
Cotton	0.0%
Hay	60.2%
Miscellaneous Row Crops	0.0%
Oats	0.0%
Peanuts - Additional	0.0%
Peanuts - Quota	0.0%
Rye	0.0%
Silage	0.0%
Sorghum	0.0%
Soybeans	14.9%
Straw	0.0%
Tobacco	0.0%
Wheat	9.9%
Total:	100.0%

Georgia Congressional District 5

Fruits and Nuts

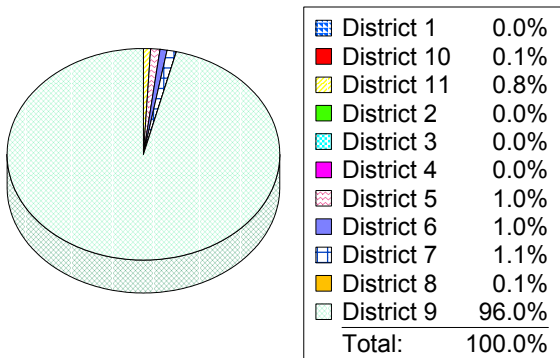
Apples

County	Acres	Yield	Price	Farm Gate Value
Fulton	25.0	190.0	\$14.00	\$66,500
Apples	25			\$66,500

Georgia Total: Apples \$6,933,102

Farm Gate Value by Congressional District

For Apples



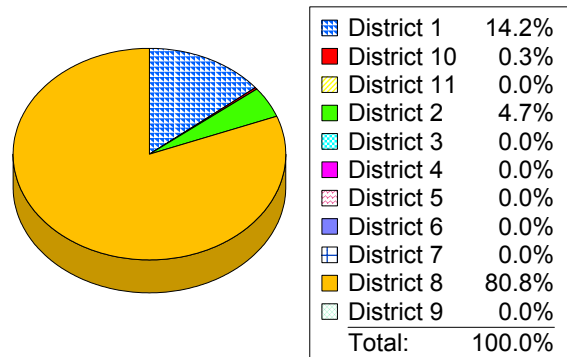
Blueberries - Frozen

County	Acres	Yield	Price	Farm Gate Value
Fulton	0.0	0	\$0.00	\$0
Blueberries - Frozen	0			\$0

Georgia Total: Blueberries - Frozen \$7,549,540

Farm Gate Value by Congressional District

For Blueberries - Frozen



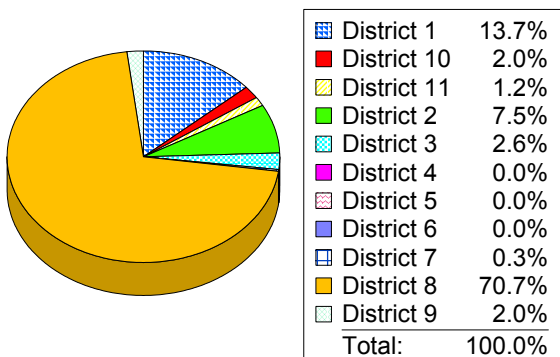
Blueberries - Fresh

County	Acres	Yield	Price	Farm Gate Value
Fulton	0.0	0	\$0.00	\$0
Blueberries - Fresh	0			\$0

Georgia Total: Blueberries - Fresh \$14,474,504

Farm Gate Value by Congressional District

For Blueberries - Fresh



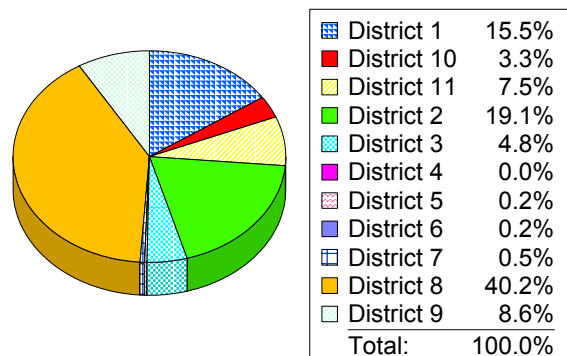
Grapes

County	Acres	Yield	Price	Farm Gate Value
Fulton	3.0	5,200	\$0.78	\$12,090
Grapes	3			\$12,090

Georgia Total: Grapes \$6,902,468

Farm Gate Value by Congressional District

For Grapes



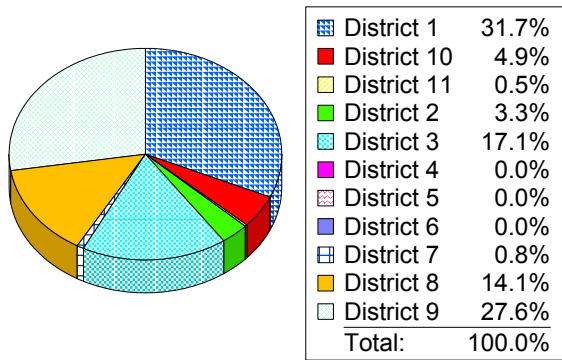
Georgia Congressional District 5

Miscellaneous Fruit and Nut

County	Farm Gate Value
Fulton	\$0
Miscellaneous Fruits/Nuts	\$0

Georgia Total: Miscellaneous Fruit and Nut \$1,407,245

Farm Gate Value by Congressional District
For Miscellaneous Fruit and Nut

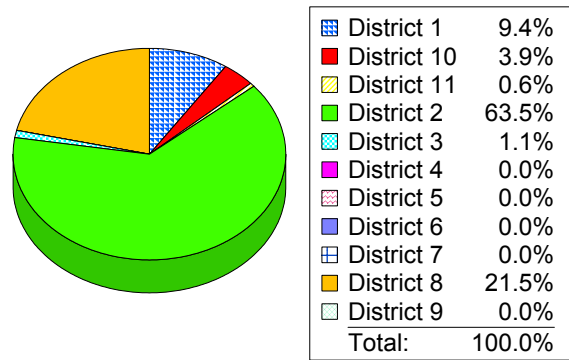


Pecans

County	Acres	Yield	Price	Farm Gate Value
Fulton	0.0	0	\$0.00	\$0
Pecans	0			\$0

Georgia Total: Pecans \$129,204,166

Farm Gate Value by Congressional District
For Pecans

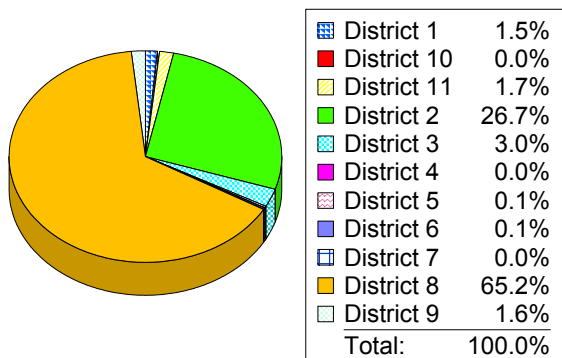


Peaches

County	Acres	Yield	Price	Farm Gate Value
Fulton	30.0	5,800	\$0.33	\$57,420
Peaches	30			\$57,420

Georgia Total: Peaches \$39,922,063

Farm Gate Value by Congressional District
For Peaches

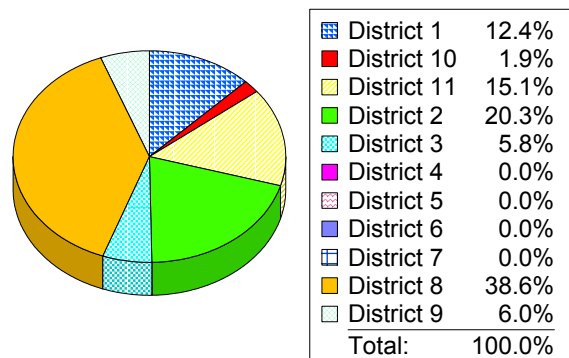


Strawberries

County	Acres	Yield	Price	Farm Gate Value
Fulton	0.0	0	\$0.00	\$0
Strawberries	0			\$0

Georgia Total: Strawberries \$3,797,133

Farm Gate Value by Congressional District
For Strawberries

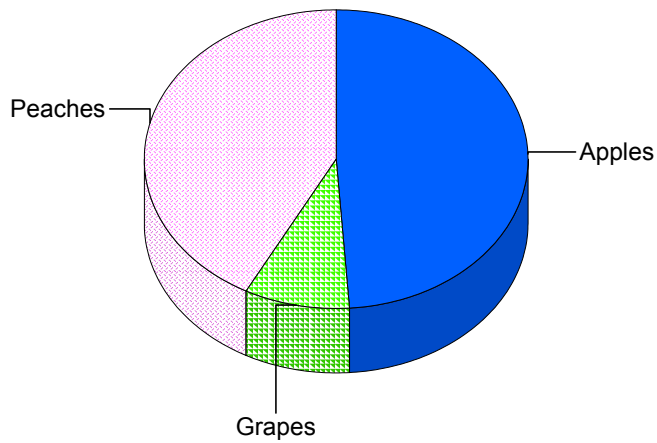


Georgia Congressional District 5

District 5 Total \$136,010
Fruits and Nuts

District Farm Gate Value

For Fruits and Nuts



Apples	48.9%
Blueberries - Fresh	0.0%
Blueberries - Frozen	0.0%
Grapes	8.9%
Miscellaneous Fruit and Nut	0.0%
Peaches	42.2%
Pecans	0.0%
Strawberries	0.0%
Total:	100.0%

Georgia Congressional District 5

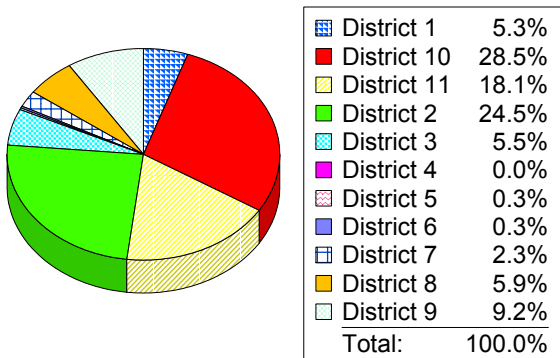
Ornamental Horticulture

Container Nursery

County	Acres	Price	Farm Gate Value
Fulton	12.0	\$39,000	\$468,000
Container Nursery	12		\$468,000

Georgia Total: Container Nursery \$156,133,050

Farm Gate Value by Congressional District
For Container Nursery

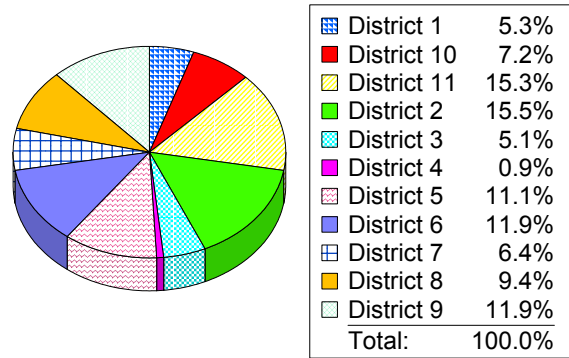


Greenhouse

County	Sq. Feet	Price	Farm Gate Value
Fulton	2,450,000	\$9.50	\$23,275,000
Greenhouse	2,450,000		\$23,275,000

Georgia Total: Greenhouse \$209,716,263

Farm Gate Value by Congressional District
For Greenhouse

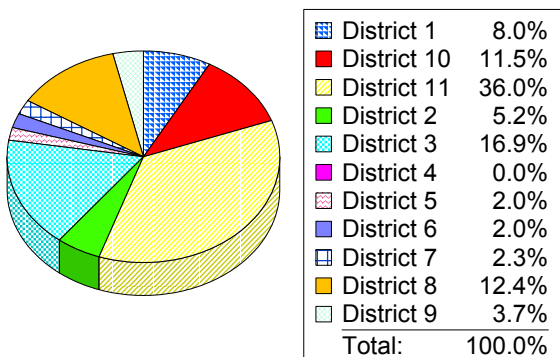


Field Nursery

County	Acres	Price	Farm Gate Value
Fulton	120.0	\$9,995	\$1,199,400
Field Nursery	120		\$1,199,400

Georgia Total: Field Nursery \$60,051,554

Farm Gate Value by Congressional District
For Field Nursery

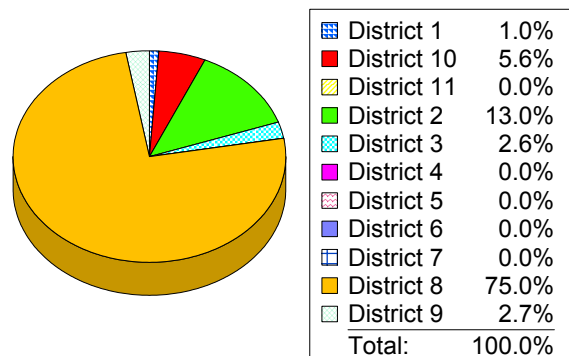


Miscellaneous Ornamental Horticulture

County	Farm Gate Value
Fulton	\$0
Miscellaneous Orn Hort.	\$0

Georgia Total: Miscellaneous Ornamental Horticulture \$3,833,869

Farm Gate Value by Congressional District
For Miscellaneous Ornamental Horticulture



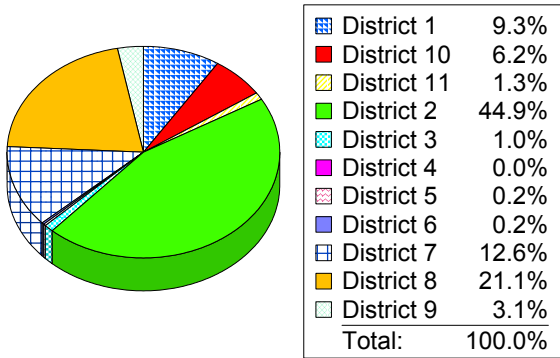
Georgia Congressional District 5

Turfgrass

County	Acres	Yield	Price	Farm Gate Value
Fulton	95.0	0.67	\$4,100	\$260,965
Turfgrass	95			\$260,965

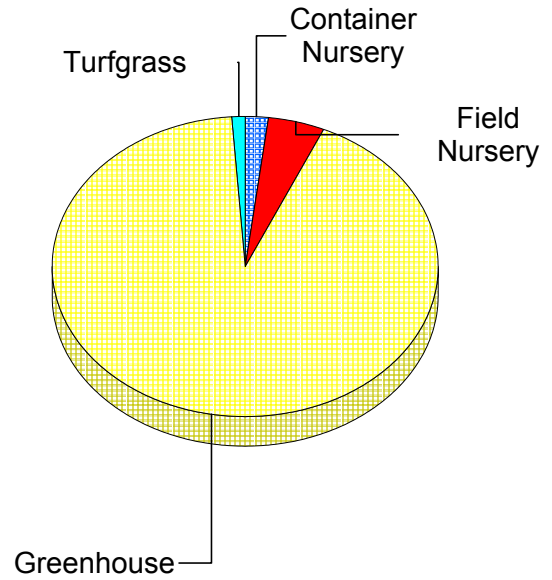
Georgia Total: Turfgrass \$105,823,747

Farm Gate Value by Congressional District For Turfgrass



District 5 Total \$25,203,365
Ornamental Horticulture

District Farm Gate Value For Ornamental Horticulture



Container Nursery	1.9%
Field Nursery	4.8%
Greenhouse	92.3%
Miscellaneous Ornamental Horticulture	0.0%
Turfgrass	1.0%
Total:	100.0%

Georgia Congressional District 5

Forestry and Related Products

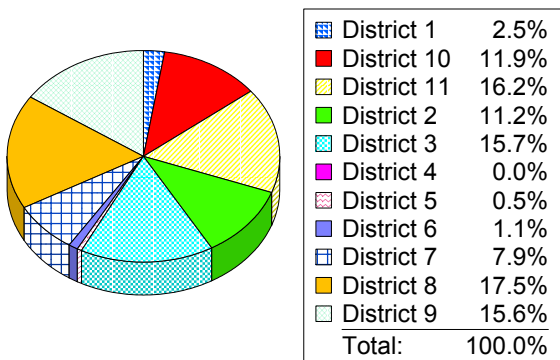
Christmas Trees

County	Acres	Yield	Price	Farm Gate Value
Fulton	15.0	0.25	\$10,656	\$39,960
Christmas Trees	15			\$39,960

Georgia Total: Christmas Trees \$7,380,760

Farm Gate Value by Congressional District

For Christmas Trees



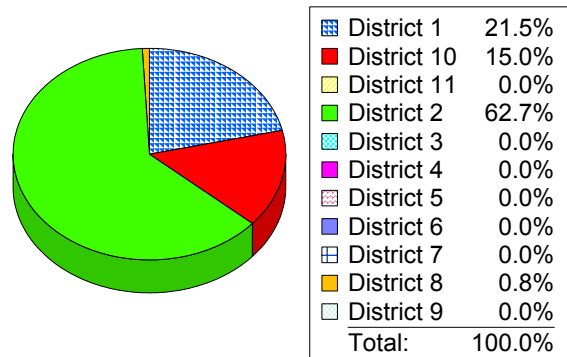
Miscellaneous Forestry

County	Farm Gate Value
Fulton	\$0
Miscellaneous Forestry	\$0

Georgia Total: Miscellaneous Forestry \$11,622,900

Farm Gate Value by Congressional District

For Miscellaneous Forestry



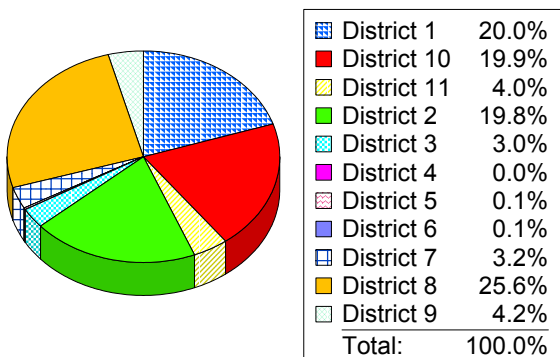
Forestry

County	Farm Gate Value
Fulton	\$1,020,400
Forestry	\$1,020,400

Georgia Total: Forestry \$691,046,890

Farm Gate Value by Congressional District

For Forestry



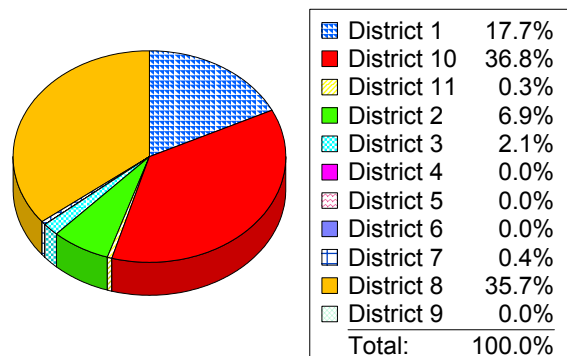
Pine Straw

County	Acres	Price	Farm Gate Value
Fulton	35.0	\$35.00	\$1,225
Pine Straw	35		\$1,225

Georgia Total: Pine Straw \$15,564,478

Farm Gate Value by Congressional District

For Pine Straw

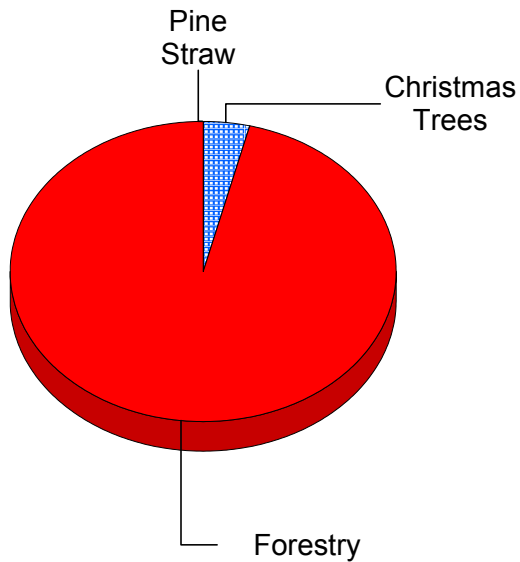






Georgia Congressional District 5

District 5 Total \$1,061,585
Forestry and Related Prod

District Farm Gate Value

For Forestry and Related Products



	Christmas Trees	3.8%
	Forestry	96.1%
	Miscellaneous Forestry	0.0%
	Pine Straw	0.1%
Total:		100.0%

Georgia Congressional District 5

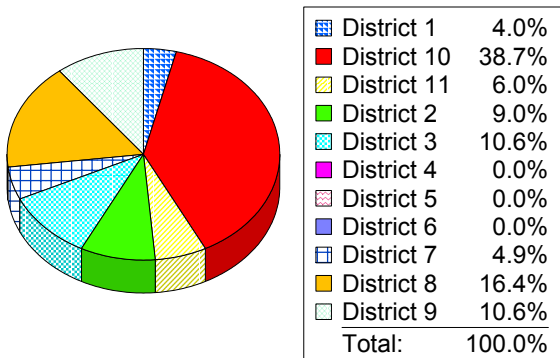
Livestock

Beef Cattle Finished Outside County

County	Head	Prod.	Price	Farm Gate Value
Fulton	0	0.00	\$0.00	\$0
Beef Outside County	0			\$0

Georgia Total: Beef Cattle Finished Outside County \$11,019,175

Farm Gate Value by Congressional District For Beef Cattle Finished Outside County

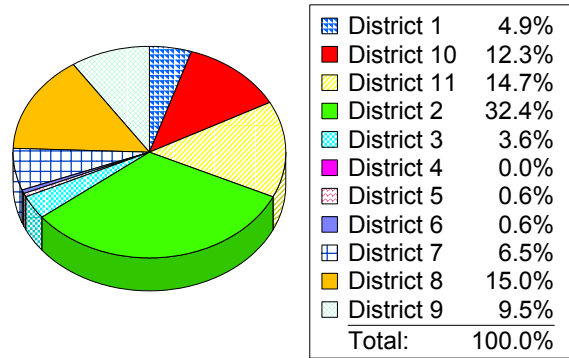


Beef Stockers

County	Head	Prod.	Price	Farm Gate Value
Fulton	1,700	300.00	\$0.79	\$402,900
Beef Stockers	1,700			\$402,900

Georgia Total: Beef Stockers \$70,366,722

Farm Gate Value by Congressional District For Beef Stockers

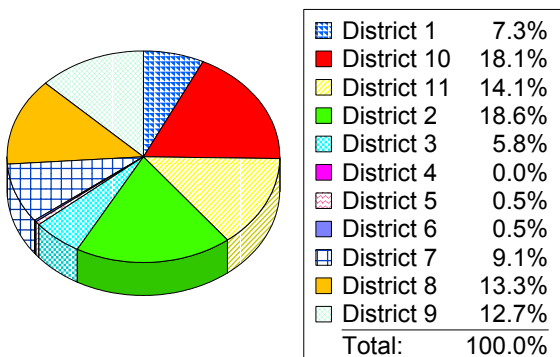


Beef Cows

County	Head	Prod.	Price	Farm Gate Value
Fulton	3,800	373.50	\$0.94	\$1,334,142
Beef Cows	3,800			\$1,334,142

Georgia Total: Beef Cows \$283,140,084

Farm Gate Value by Congressional District For Beef Cows

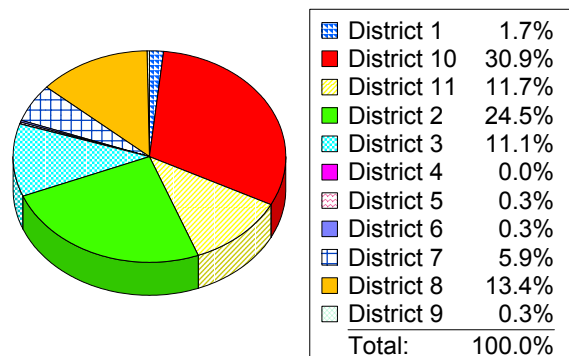


Catfish

County	Pond Acres	Prod.	Price	Farm Gate Value
Fulton	15	1,250	\$0.74	\$13,875
Catfish	15			\$13,875

Georgia Total: Catfish \$5,502,834

Farm Gate Value by Congressional District For Catfish



Georgia Congressional District 5

Dairy

County	Head	Prod.	Price	Farm Gate Value
Fulton	0	0	\$0.00	\$0
Dairy	0			\$0

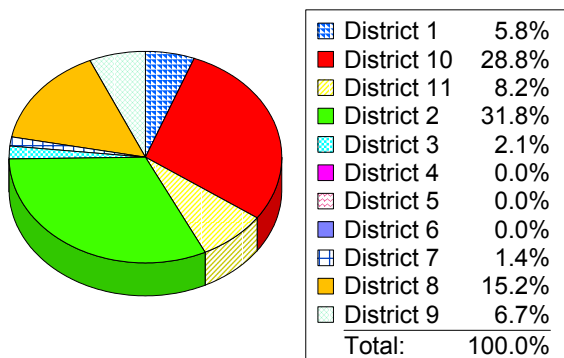
Georgia Total: Dairy \$254,294,780

Horses - Board, Breed, Train

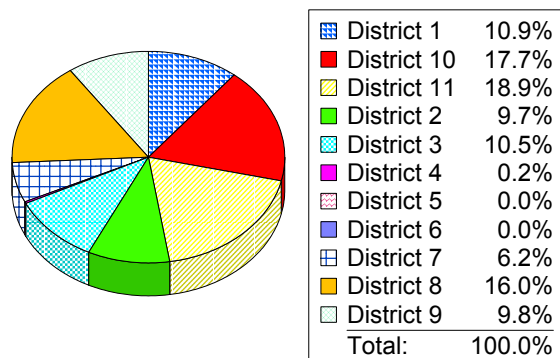
County	Head	Price	Farm Gate Value
Fulton	0	\$0	\$0
Horses - B, B & T	0		\$0

Georgia Total: Horses - Board, Breed, Train \$94,581,000

Farm Gate Value by Congressional District
For Dairy



Farm Gate Value by Congressional District
For Horses - Board, Breed, Train



Goats

County	Head	Prod.	Price	Farm Gate Value
Fulton	200	1.25	\$35.00	\$8,750
Goats	200			\$8,750

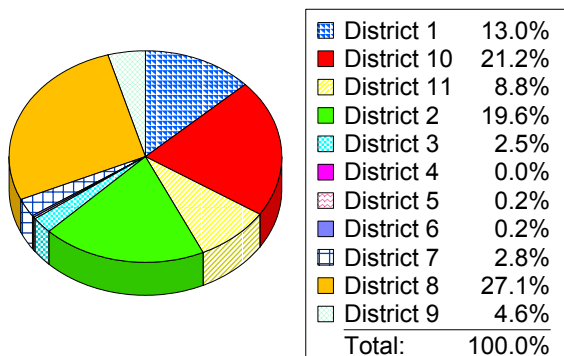
Georgia Total: Goats \$4,520,819

Horses - Raised

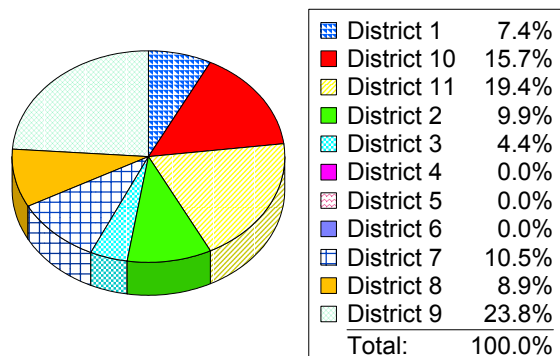
County	Head	Price	Farm Gate Value
Fulton	0	\$0	\$0
Horses - Raised	0		\$0

Georgia Total: Horses - Raised \$75,396,000

Farm Gate Value by Congressional District
For Goats



Farm Gate Value by Congressional District
For Horses - Raised



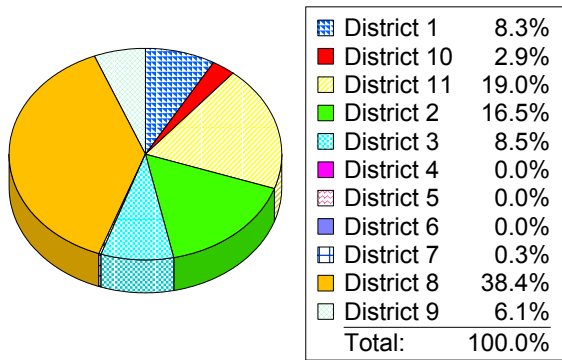
Georgia Congressional District 5

Miscellaneous Livestock

County	Farm Gate Value
Fulton	\$0
Miscellaneous Livestock	\$0

Georgia Total: Miscellaneous Livestock \$37,803,583

Farm Gate Value by Congressional District
For Miscellaneous Livestock

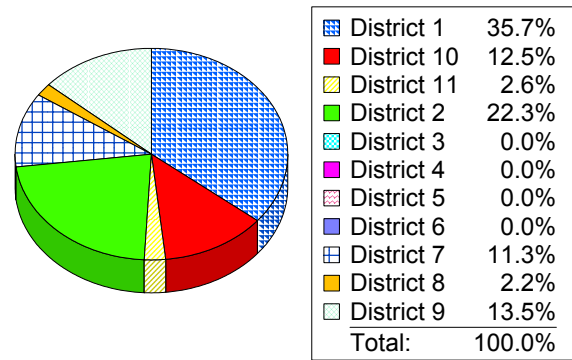


Pork - Feeder Pigs

County	Head	Prod.	Price	Farm Gate Value
Fulton	0	0.00	\$0.00	\$0
Pork - Feeder Pigs	0			\$0

Georgia Total: Pork - Feeder Pigs \$16,798,590

Farm Gate Value by Congressional District
For Pork - Feeder Pigs

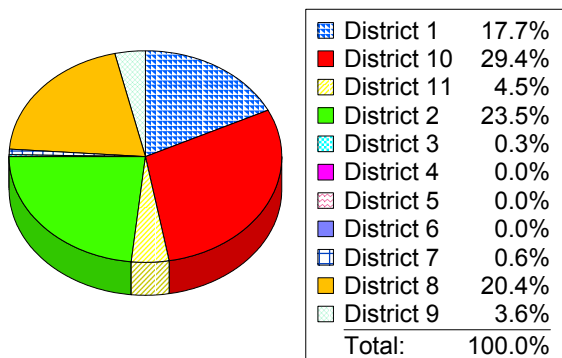


Pork - Farrow to Finish

County	Head	Prod.	Price	Farm Gate Value
Fulton	0	0	\$0.00	\$0
Pork - Farrow to Finish	0			\$0

Georgia Total: Pork - Farrow to Finish \$52,839,518

Farm Gate Value by Congressional District
For Pork - Farrow to Finish

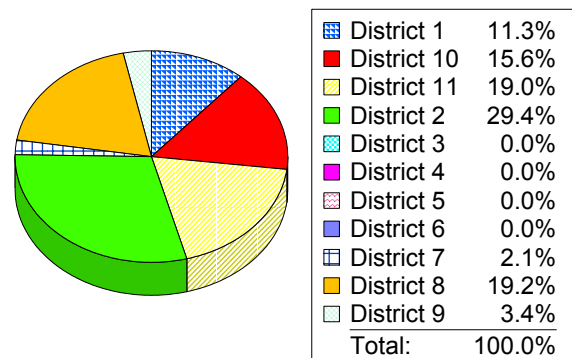


Pork - Finishing

County	Head	Prod.	Price	Farm Gate Value
Fulton	0	0.00	\$0.00	\$0
Pork - Finishing	0			\$0

Georgia Total: Pork - Finishing \$22,376,605

Farm Gate Value by Congressional District
For Pork - Finishing



Georgia Congressional District 5

Quail

County	Head	Price	Farm Gate Value
Fulton	0	\$0.00	\$0
Quail	0		\$0

District 5
Livestock

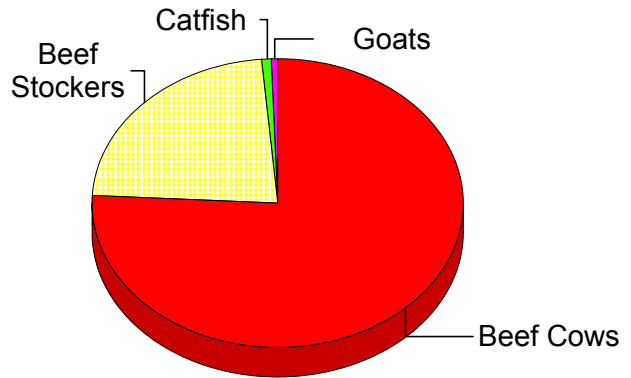
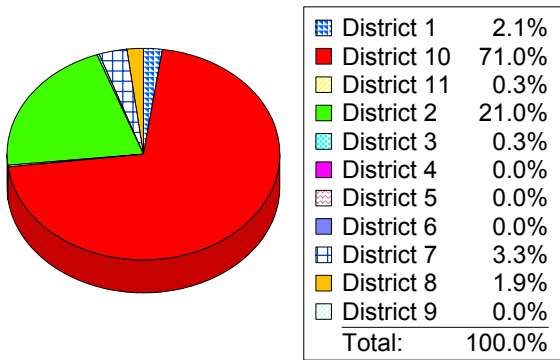
Total

\$1,759,667

District Farm Gate Value For Livestock

Georgia Total: Quail \$8,712,108

Farm Gate Value by Congressional District For Quail

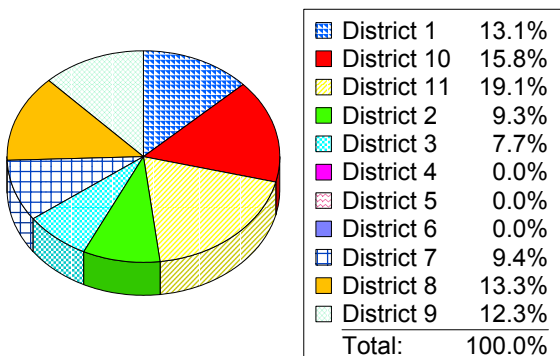


Sheep

County	Head	Prod.	Price	Farm Gate Value
Fulton	0	0.00	\$0.00	\$0
Sheep	0			\$0

Georgia Total: Sheep \$381,150

Farm Gate Value by Congressional District For Sheep



Georgia Congressional District 5

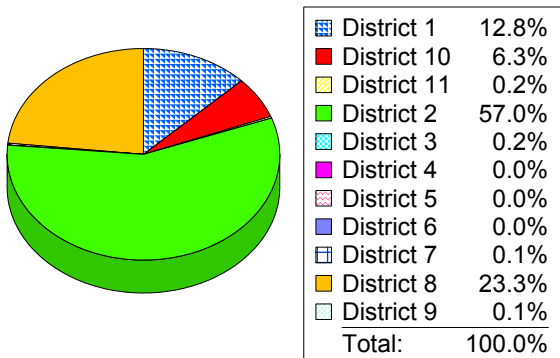
Other

Crop Insurance

County	Farm Gate Value
Fulton	\$7,334
Crop Insurance	\$7,334
Georgia Total: Crop Insurance	\$122,416,851

Farm Gate Value by Congressional District

For Crop Insurance

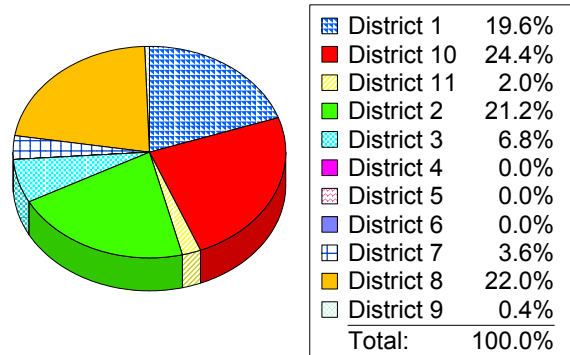


Hunting Leases - Deer

County	Acres	Price	Farm Gate Value
Fulton	1,400	\$8.00	\$11,200
Hunting Leases - Deer	1,400		\$11,200
Georgia Total: Hunting Leases - Deer			\$71,202,528

Farm Gate Value by Congressional District

For Hunting Leases - Deer

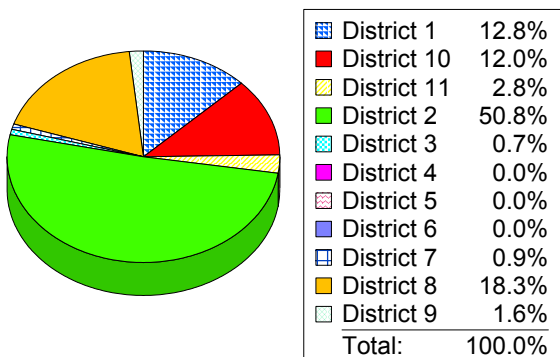


Government Payments

County	Farm Gate Value
Fulton	\$0
Government Payments	\$0
Georgia Total: Government Payments	\$278,485,126

Farm Gate Value by Congressional District

For Government Payments

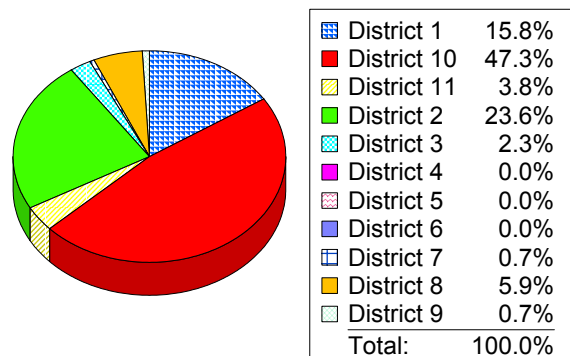


Hunting Leases - Duck

County	Acres	Price	Farm Gate Value
Fulton	0	\$0.00	\$0
Hunting Leases - Duck	0		\$0
Georgia Total: Hunting Leases - Duck			\$682,500

Farm Gate Value by Congressional District

For Hunting Leases - Duck



Georgia Congressional District 5

Hunting Leases - Turkey

County	Acres	Price	Farm Gate Value
Fulton	350	\$2.00	\$700
Hunting Leases - Turkey	350		\$700

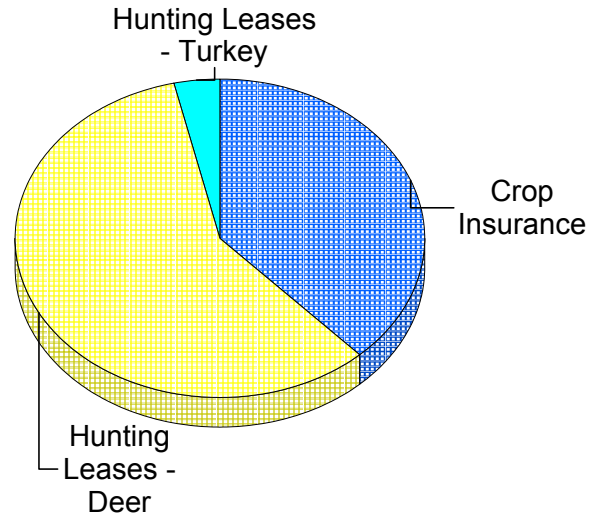
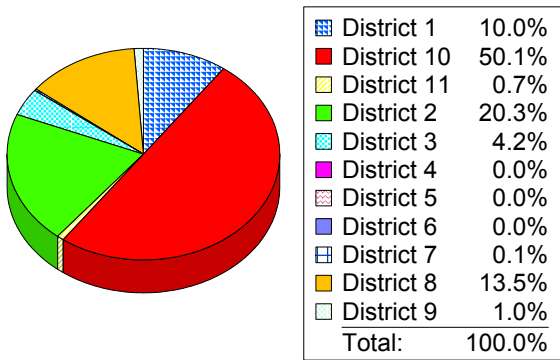
District 5
Other

Total \$19,234

District Farm Gate Value For Other

Georgia Total: Hunting Leases - Turkey \$3,487,636

Farm Gate Value by Congressional District For Hunting Leases - Turkey



Miscellaneous

County	Farm Gate Value
Fulton	\$0
Miscellaneous	\$0

Georgia Total: Miscellaneous \$27,636,730

Farm Gate Value by Congressional District For Miscellaneous

