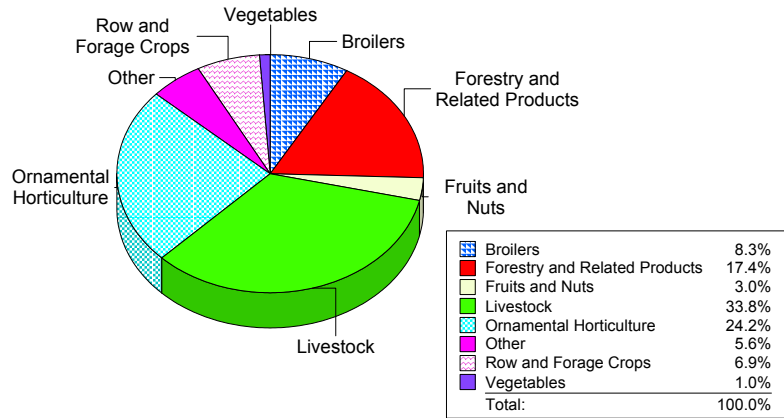


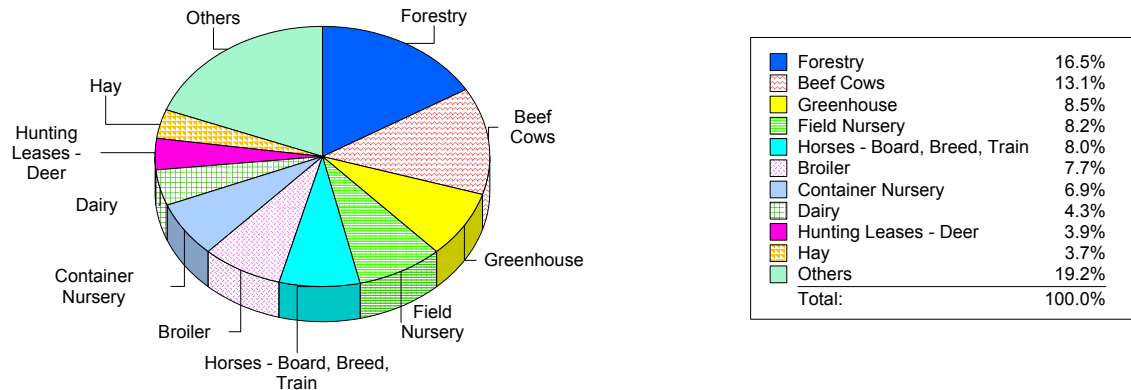
# 2000 Farm Gate Value, Summary Tables

## Total Farm Gate Value For District 3

County	Farm Gate Value
Clayton	2,949,378
Coweta	9,729,518
Fayette	9,894,997
Harris	15,594,488
Henry	11,808,116
Meriwether	29,034,596
Muscogee	1,836,765
Pike	29,660,846
Spalding	8,762,199
Talbot	7,394,616
<b>District 3</b>	<b>126,665,518</b>



## Top Ten Commodities For District 3



	Broilers	Forestry and Related Products	Fruits and Nuts	Livestock	Ornamental Horticulture	Other	Row and Forage Crops	Vegetables	Total Farm Gate
District 1	\$147,025,193	\$143,510,535	\$17,838,026	\$77,235,170	\$34,093,587	\$69,549,286	\$162,626,299	\$117,620,513	\$769,498,609
District 2	\$321,069,490	\$146,284,324	\$96,265,489	\$207,169,539	\$121,906,840	\$240,498,036	\$725,511,521	\$386,605,458	\$2,245,310,696
District 3	\$10,470,720	\$22,058,567	\$3,785,650	\$42,768,825	\$30,611,773	\$7,031,035	\$8,688,378	\$1,250,570	\$126,665,518
District 4	\$0	\$173,308	\$0	\$216,000	\$1,909,500	\$0	\$0	\$0	\$2,298,808
District 5	\$0	\$1,061,585	\$136,010	\$1,759,667	\$25,203,365	\$19,234	\$137,045	\$0	\$28,316,906
District 6	\$0	\$1,101,545	\$136,010	\$1,759,667	\$26,799,860	\$19,234	\$137,045	\$0	\$29,953,361
District 7	\$286,279,615	\$23,058,092	\$233,713	\$51,796,547	\$31,829,220	\$5,379,006	\$16,435,774	\$710,831	\$415,722,798
District 8	\$285,427,546	\$184,073,770	\$74,530,791	\$142,603,381	\$61,709,566	\$98,516,453	\$365,511,421	\$115,523,807	\$1,327,896,735
District 9	\$1,182,551,506	\$29,867,181	\$8,788,079	\$95,815,637	\$44,916,690	\$10,352,341	\$15,651,091	\$7,319,665	\$1,395,262,190
District 10	\$136,534,996	\$145,560,247	\$5,729,820	\$197,065,553	\$73,297,083	\$61,153,731	\$113,114,880	\$5,045,600	\$737,501,909
District 11	\$977,566,089	\$28,865,874	\$2,746,633	\$119,542,981	\$83,281,000	\$11,393,015	\$22,261,286	\$1,320,668	\$1,246,977,545
<b>Georgia</b>	<b>\$3,346,925,155</b>	<b>\$725,615,027</b>	<b>\$210,190,220</b>	<b>\$937,732,966</b>	<b>\$535,558,482</b>	<b>\$503,911,371</b>	<b>\$1,430,074,743</b>	<b>\$635,397,111</b>	<b>\$8,325,405,075</b>

# Georgia Congressional District 3

## Row and Forage Crops

Georgia Total: Corn

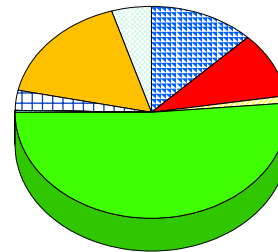
\$77,023,882

### Barley

County	Acres	Yield	Price	Farm Gate Value
Clayton	0.0	0.0	\$2.36	\$0
Coweta	0.0	0.0	\$2.36	\$0
Fayette	0.0	0.0	\$2.36	\$0
Harris	0.0	0.0	\$2.36	\$0
Henry	100.0	60.0	\$2.36	\$14,160
Meriwether	0.0	0.0	\$2.36	\$0
Muscogee	0.0	0.0	\$2.36	\$0
Pike	0.0	0.0	\$2.36	\$0
Spalding	0.0	0.0	\$2.36	\$0
Talbot	0.0	0.0	\$2.36	\$0
<b>Barley</b>	<b>100</b>			<b>\$14,160</b>

### Farm Gate Value by Congressional District

For Corn



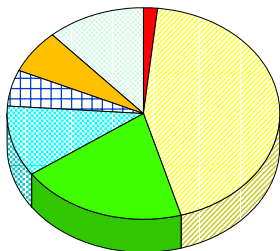
District 1	12.5%
District 10	9.9%
District 11	1.1%
District 2	51.4%
District 3	0.3%
District 4	0.0%
District 5	0.0%
District 6	0.0%
District 7	3.1%
District 8	16.9%
District 9	4.8%
<b>Total</b>	<b>100.0%</b>

Georgia Total: Barley

\$132,849

### Farm Gate Value by Congressional District

For Barley



District 1	0.0%
District 10	1.7%
District 11	43.8%
District 2	19.9%
District 3	10.7%
District 4	0.0%
District 5	0.0%
District 6	0.0%
District 7	5.7%
District 8	6.7%
District 9	11.5%
<b>Total</b>	<b>100.0%</b>

### Cotton

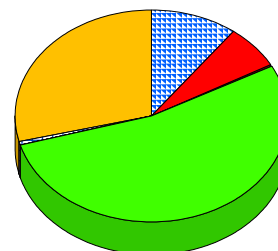
County	Acres	Yield	Price	Farm Gate Value
Clayton	0.0	0.0	\$0.68	\$0
Coweta	0.0	0.0	\$0.68	\$0
Fayette	0.0	0.0	\$0.68	\$0
Harris	0.0	0.0	\$0.68	\$0
Henry	400.0	560.0	\$0.68	\$152,320
Meriwether	0.0	0.0	\$0.68	\$0
Muscogee	0.0	0.0	\$0.68	\$0
Pike	549.0	583.0	\$0.68	\$217,646
Spalding	0.0	0.0	\$0.68	\$0
Talbot	0.0	0.0	\$0.68	\$0
<b>Cotton</b>	<b>949</b>			<b>\$369,966</b>

Georgia Total: Cotton

\$618,817,220

### Farm Gate Value by Congressional District

For Cotton



District 1	10.3%
District 10	6.8%
District 11	0.1%
District 2	53.4%
District 3	0.1%
District 4	0.0%
District 5	0.0%
District 6	0.0%
District 7	0.5%
District 8	28.9%
District 9	0.0%
<b>Total</b>	<b>100.0%</b>

### Corn

County	Acres	Yield	Price	Farm Gate Value
Clayton	0.0	0.0	\$2.15	\$0
Coweta	250.0	105.0	\$2.15	\$56,438
Fayette	75.0	107.0	\$2.15	\$17,254
Harris	180.0	75.0	\$2.15	\$29,025
Henry	90.0	50.0	\$2.15	\$9,675
Meriwether	100.0	100.0	\$2.15	\$21,500
Muscogee	0.0	0.0	\$2.15	\$0
Pike	350.0	107.0	\$2.15	\$80,518
Spalding	0.0	0.0	\$2.15	\$0
Talbot	90.0	35.0	\$2.15	\$6,773
<b>Corn</b>	<b>1,135</b>			<b>\$221,181</b>

# Georgia Congressional District 3

## Hay

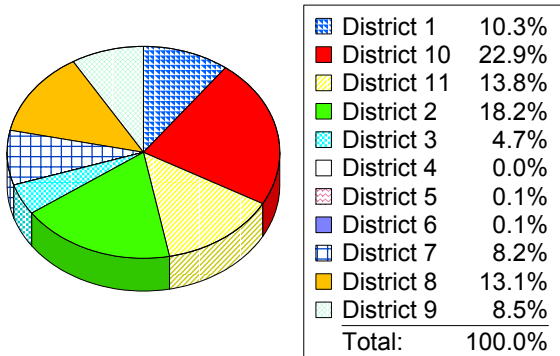
County	Acres	Yield	Price	Farm Gate Value
Clayton	200.0	1.8	\$55.00	\$19,800
Coweta	7,500.0	2.5	\$55.00	\$1,031,250
Fayette	700.0	3.0	\$55.00	\$115,500
Harris	3,500.0	4.0	\$55.00	\$770,000
Henry	8,000.0	2.4	\$55.00	\$1,056,000
Meriwether	3,000.0	3.0	\$55.00	\$495,000
Muscogee	150.0	2.5	\$55.00	\$20,625
Pike	7,000.0	2.4	\$55.00	\$924,000
Spalding	1,500.0	2.0	\$55.00	\$165,000
Talbot	0.0	0.0	\$0.00	\$0
<b>Hay</b>	<b>31,550</b>			<b>\$4,597,175</b>

Georgia Total: Hay

\$97,526,076

### Farm Gate Value by Congressional District

For Hay

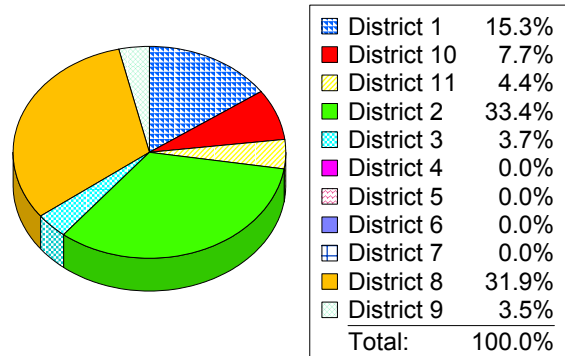


## Georgia Total: Miscellaneous Row Crops

\$9,439,059

### Farm Gate Value by Congressional District

For Miscellaneous Row Crops



## Oats

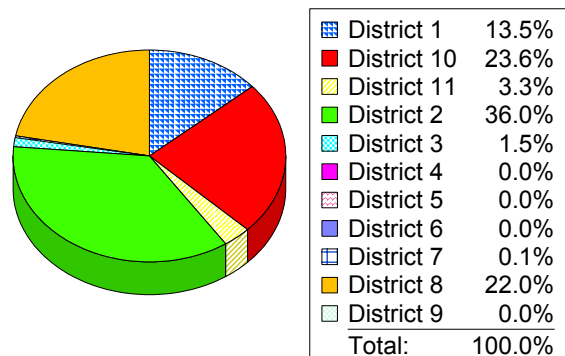
County	Acres	Yield	Price	Farm Gate Value
Clayton	0.0	0.0	\$0.00	\$0
Coweta	75.0	60.0	\$1.25	\$5,625
Fayette	0.0	0.0	\$0.00	\$0
Harris	450.0	30.0	\$1.25	\$16,875
Henry	160.0	60.0	\$1.25	\$12,000
Meriwether	200.0	65.0	\$1.25	\$16,250
Muscogee	0.0	0.0	\$0.00	\$0
Pike	155.0	72.0	\$1.25	\$13,950
Spalding	0.0	0.0	\$0.00	\$0
Talbot	0.0	0.0	\$0.00	\$0
<b>Oats</b>	<b>1,040</b>			<b>\$64,700</b>

Georgia Total: Oats

\$4,378,925

### Farm Gate Value by Congressional District

For Oats



## Miscellaneous Row Crops

County	Farm Gate Value
Clayton	\$0
Coweta	\$0
Fayette	\$0
Harris	\$0
Henry	\$0
Meriwether	\$0
Muscogee	\$0
Pike	\$0
Spalding	\$351,875
Talbot	\$0
<b>Miscellaneous Row Crops</b>	<b>\$351,875</b>

# Georgia Congressional District 3

## Peanuts - Additional

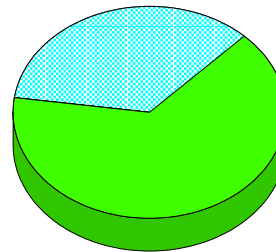
Georgia Total: Peanuts - Quota

\$353,238,840

County	Acres	Yield	Price	Farm Gate Value
Clayton	0.0	0	\$0.00	\$0
Coweta	0.0	0	\$0.00	\$0
Fayette	0.0	0	\$0.00	\$0
Harris	0.0	0	\$0.00	\$0
Henry	0.0	0	\$0.00	\$0
Meriwether	0.0	0	\$0.00	\$0
Muscogee	0.0	0	\$0.00	\$0
Pike	0.0	0	\$0.00	\$0
Spalding	0.0	0	\$0.00	\$0
Talbot	0.0	0	\$0.00	\$0
<b>Peanuts - Additional</b>	<b>0</b>			<b>\$0</b>

### Farm Gate Value by Congressional District

For Peanuts - Quota



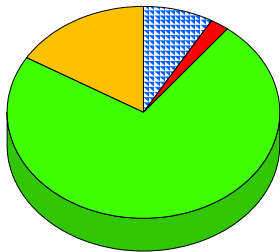
District 1	7.9%
District 10	4.2%
District 11	0.0%
District 2	65.2%
District 3	0.0%
District 4	0.0%
District 5	0.0%
District 6	0.0%
District 7	0.0%
District 8	22.7%
District 9	0.0%
<b>Total</b>	<b>100.0%</b>

Georgia Total: Peanuts - Additional

\$46,377,049

### Farm Gate Value by Congressional District

For Peanuts - Additional



District 1	8.4%
District 10	2.1%
District 11	0.0%
District 2	73.0%
District 3	0.0%
District 4	0.0%
District 5	0.0%
District 6	0.0%
District 7	0.0%
District 8	16.5%
District 9	0.0%
<b>Total</b>	<b>100.0%</b>

## Rye

County	Acres	Yield	Price	Farm Gate Value
Clayton	0.0	0.0	\$0.00	\$0
Coweta	0.0	0.0	\$0.00	\$0
Fayette	0.0	0.0	\$0.00	\$0
Harris	0.0	0.0	\$0.00	\$0
Henry	260.0	50.0	\$6.00	\$78,000
Meriwether	3,100.0	21.0	\$6.00	\$390,600
Muscogee	0.0	0.0	\$0.00	\$0
Pike	500.0	26.0	\$6.00	\$78,000
Spalding	0.0	0.0	\$0.00	\$0
Talbot	0.0	0.0	\$0.00	\$0
<b>Rye</b>	<b>3,860</b>			<b>\$546,600</b>

Rye

3,860

\$546,600

## Peanuts - Quota

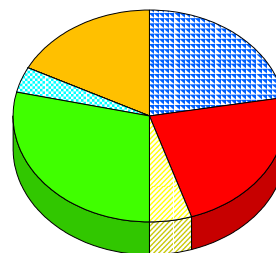
County	Acres	Yield	Price	Farm Gate Value
Clayton	0.0	0	\$0.00	\$0
Coweta	0.0	0	\$0.00	\$0
Fayette	0.0	0	\$0.00	\$0
Harris	0.0	0	\$0.00	\$0
Henry	0.0	0	\$0.00	\$0
Meriwether	0.0	0	\$0.00	\$0
Muscogee	0.0	0	\$0.00	\$0
Pike	0.0	0	\$0.00	\$0
Spalding	0.0	0	\$0.00	\$0
Talbot	0.0	0	\$0.00	\$0
<b>Peanuts - Quota</b>	<b>0</b>			<b>\$0</b>

Georgia Total: Rye

\$14,406,249

### Farm Gate Value by Congressional District

For Rye



District 1	22.3%
District 10	22.7%
District 11	4.9%
District 2	28.8%
District 3	3.8%
District 4	0.0%
District 5	0.0%
District 6	0.0%
District 7	0.1%
District 8	17.3%
District 9	0.1%
<b>Total</b>	<b>100.0%</b>

# Georgia Congressional District 3

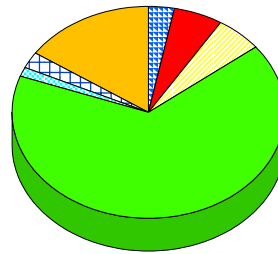
## Silage

County	Acres	Yield	Price	Farm Gate Value
Clayton	0.0	0.0	\$0.00	\$0
Coweta	90.0	15.0	\$21.00	\$28,350
Fayette	0.0	0.0	\$0.00	\$0
Harris	0.0	0.0	\$0.00	\$0
Henry	20.0	12.0	\$21.00	\$5,040
Meriwether	100.0	15.0	\$21.00	\$31,500
Muscogee	0.0	0.0	\$0.00	\$0
Pike	372.0	12.0	\$21.00	\$93,744
Spalding	0.0	0.0	\$0.00	\$0
Talbot	0.0	0.0	\$0.00	\$0
<b>Silage</b>	<b>582</b>			<b>\$158,634</b>

Georgia Total: Sorghum

\$3,093,190

**Farm Gate Value by Congressional District**  
For Sorghum

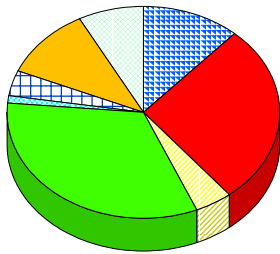


District 1	2.9%
District 10	6.0%
District 11	5.5%
District 2	66.0%
District 3	1.5%
District 4	0.0%
District 5	0.0%
District 6	0.0%
District 7	2.5%
District 8	15.5%
District 9	0.0%
<b>Total:</b>	<b>100.0%</b>

Georgia Total: Silage

\$14,849,158

**Farm Gate Value by Congressional District**  
For Silage



District 1	11.7%
District 10	27.4%
District 11	4.6%
District 2	32.7%
District 3	1.1%
District 4	0.0%
District 5	0.0%
District 6	0.0%
District 7	4.0%
District 8	10.9%
District 9	7.7%
<b>Total:</b>	<b>100.0%</b>

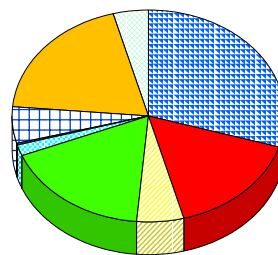
## Soybeans

County	Acres	Yield	Price	Farm Gate Value
Clayton	0.0	0.0	\$0.00	\$0
Coweta	250.0	30.0	\$5.30	\$39,750
Fayette	0.0	0.0	\$0.00	\$0
Harris	0.0	0.0	\$0.00	\$0
Henry	2,700.0	19.0	\$5.30	\$271,890
Meriwether	500.0	20.0	\$5.30	\$53,000
Muscogee	0.0	0.0	\$0.00	\$0
Pike	100.0	24.0	\$5.30	\$12,720
Spalding	0.0	0.0	\$0.00	\$0
Talbot	0.0	0.0	\$0.00	\$0
<b>Soybeans</b>	<b>3,550</b>			<b>\$377,360</b>

Georgia Total: Soybeans

\$22,945,319

**Farm Gate Value by Congressional District**  
For Soybeans



District 1	29.7%
District 10	16.0%
District 11	5.6%
District 2	17.6%
District 3	1.6%
District 4	0.0%
District 5	0.1%
District 6	0.1%
District 7	5.5%
District 8	19.7%
District 9	4.1%
<b>Total:</b>	<b>100.0%</b>

## Sorghum

County	Acres	Yield	Price	Farm Gate Value
Clayton	0.0	0.0	\$0.00	\$0
Coweta	0.0	0.0	\$0.00	\$0
Fayette	0.0	0.0	\$0.00	\$0
Harris	0.0	0.0	\$0.00	\$0
Henry	125.0	30.0	\$1.90	\$7,125
Meriwether	200.0	55.0	\$1.90	\$20,900
Muscogee	0.0	0.0	\$0.00	\$0
Pike	200.0	45.0	\$1.90	\$17,100
Spalding	0.0	0.0	\$0.00	\$0
Talbot	0.0	0.0	\$0.00	\$0
<b>Sorghum</b>	<b>525</b>			<b>\$45,125</b>

# Georgia Congressional District 3

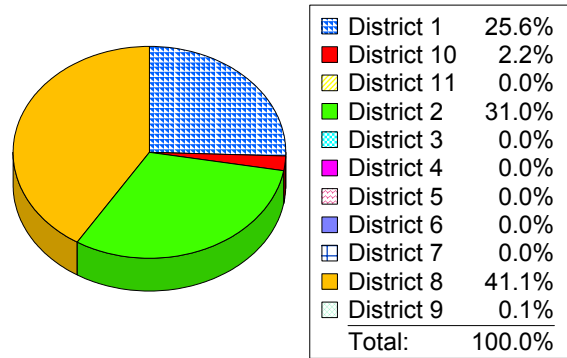
## Straw

County	Acres	Yield	Price	Farm Gate Value
Clayton	0.0	0.0	\$0.00	\$0
Coweta	300.0	75.0	\$2.00	\$45,000
Fayette	0.0	0.0	\$0.00	\$0
Harris	800.0	3.5	\$2.00	\$5,600
Henry	680.0	75.0	\$2.00	\$102,000
Meriwether	1,000.0	100.0	\$2.00	\$200,000
Muscogee	0.0	0.0	\$0.00	\$0
Pike	1,700.0	80.0	\$2.00	\$272,000
Spalding	200.0	100.0	\$1.85	\$37,000
Talbot	0.0	0.0	\$0.00	\$0
<b>Straw</b>	<b>4,680</b>			<b>\$661,600</b>

Georgia Total: Tobacco

\$120,363,272

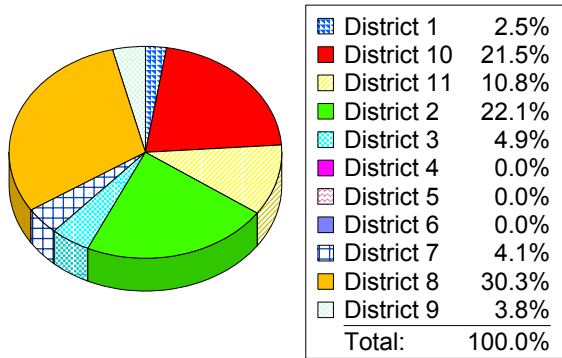
**Farm Gate Value by Congressional District**  
For Tobacco



Georgia Total: Straw

\$13,507,534

**Farm Gate Value by Congressional District**  
For Straw



## Wheat

County	Acres	Yield	Price	Farm Gate Value
Clayton	0.0	0.0	\$0.00	\$0
Coweta	500.0	50.0	\$2.70	\$67,500
Fayette	100.0	54.0	\$2.70	\$14,580
Harris	700.0	40.0	\$2.70	\$75,600
Henry	3,400.0	56.0	\$2.70	\$514,080
Meriwether	2,500.0	45.0	\$2.70	\$303,750
Muscogee	0.0	0.0	\$0.00	\$0
Pike	1,200.0	54.0	\$2.70	\$174,960
Spalding	750.0	60.0	\$2.70	\$121,500
Talbot	85.0	35.0	\$2.70	\$8,033
<b>Wheat</b>	<b>9,235</b>			<b>\$1,280,003</b>

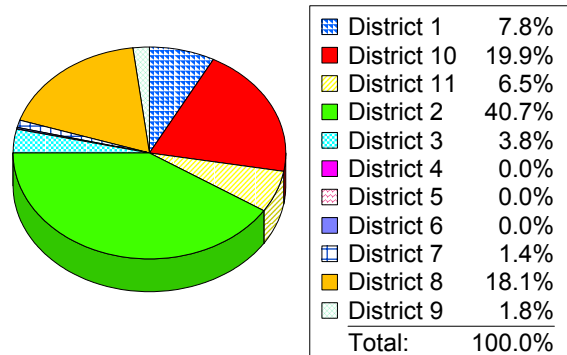
## Tobacco

County	Acres	Yield	Price	Farm Gate Value
Clayton	0.0	0	\$0.00	\$0
Coweta	0.0	0	\$0.00	\$0
Fayette	0.0	0	\$0.00	\$0
Harris	0.0	0	\$0.00	\$0
Henry	0.0	0	\$0.00	\$0
Meriwether	0.0	0	\$0.00	\$0
Muscogee	0.0	0	\$0.00	\$0
Pike	0.0	0	\$0.00	\$0
Spalding	0.0	0	\$0.00	\$0
Talbot	0.0	0	\$0.00	\$0
<b>Tobacco</b>	<b>0</b>			<b>\$0</b>

Georgia Total: Wheat

\$33,976,120

**Farm Gate Value by Congressional District**  
For Wheat

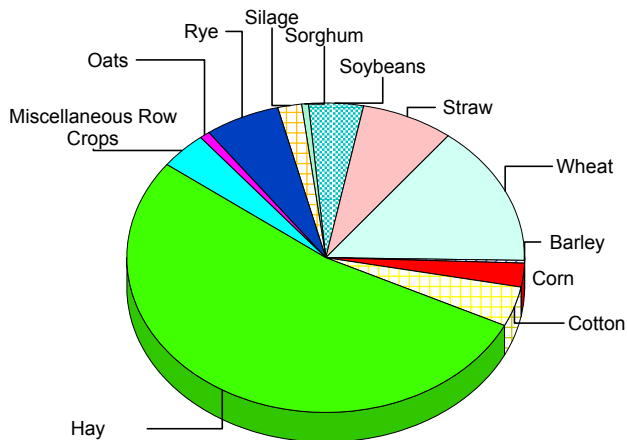


# Georgia Congressional District 3

District 3      Total      \$8,688,378  
 Row and Forage Crops

## District Farm Gate Value

### For Row and Forage Crops



Barley	0.2%
Corn	2.5%
Cotton	4.3%
Hay	52.9%
Miscellaneous Row Crops	4.0%
Oats	0.7%
Peanuts - Additional	0.0%
Peanuts - Quota	0.0%
Rye	6.3%
Silage	1.8%
Sorghum	0.5%
Soybeans	4.3%
Straw	7.6%
Tobacco	0.0%
Wheat	14.7%
<b>Total:</b>	<b>100.0%</b>

# Georgia Congressional District 3

## Fruits and Nuts

Georgia Total: Blueberries - Fresh

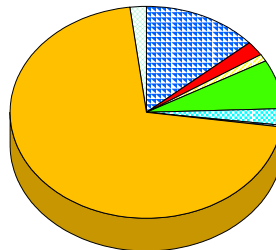
\$14,474,504

### Apples

County	Acres	Yield	Price	Farm Gate Value
Clayton	0.0	0.0	\$14.00	\$0
Coweta	0.0	0.0	\$14.00	\$0
Fayette	0.0	0.0	\$14.00	\$0
Harris	0.0	0.0	\$14.00	\$0
Henry	0.0	0.0	\$14.00	\$0
Meriwether	0.0	0.0	\$14.00	\$0
Muscogee	0.0	0.0	\$14.00	\$0
Pike	0.0	0.0	\$14.00	\$0
Spalding	0.0	0.0	\$14.00	\$0
Talbot	0.0	0.0	\$14.00	\$0
<b>Apples</b>	<b>0</b>			<b>\$0</b>

### Farm Gate Value by Congressional District

For Blueberries - Fresh



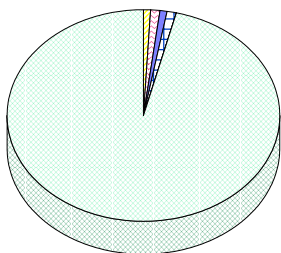
District 1	13.7%
District 10	2.0%
District 11	1.2%
District 2	7.5%
District 3	2.6%
District 4	0.0%
District 5	0.0%
District 6	0.0%
District 7	0.3%
District 8	70.7%
District 9	2.0%
<b>Total:</b>	<b>100.0%</b>

Georgia Total: Apples

\$6,933,102

### Farm Gate Value by Congressional District

For Apples



District 1	0.0%
District 10	0.1%
District 11	0.8%
District 2	0.0%
District 3	0.0%
District 4	0.0%
District 5	1.0%
District 6	1.0%
District 7	1.1%
District 8	0.1%
District 9	96.0%
<b>Total:</b>	<b>100.0%</b>

### Blueberries - Frozen

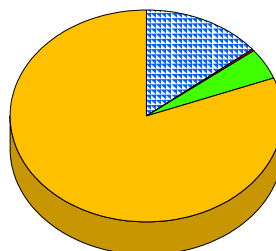
County	Acres	Yield	Price	Farm Gate Value
Clayton	0.0	0	\$0.00	\$0
Coweta	0.0	0	\$0.00	\$0
Fayette	0.0	0	\$0.00	\$0
Harris	0.0	0	\$0.00	\$0
Henry	0.0	0	\$0.00	\$0
Meriwether	0.0	0	\$0.00	\$0
Muscogee	0.0	0	\$0.00	\$0
Pike	0.0	0	\$0.00	\$0
Spalding	0.0	0	\$0.00	\$0
Talbot	0.0	0	\$0.00	\$0
<b>Blueberries - Frozen</b>	<b>0</b>			<b>\$0</b>

Georgia Total: Blueberries - Frozen

\$7,549,540

### Farm Gate Value by Congressional District

For Blueberries - Frozen



District 1	14.2%
District 10	0.3%
District 11	0.0%
District 2	4.7%
District 3	0.0%
District 4	0.0%
District 5	0.0%
District 6	0.0%
District 7	0.0%
District 8	80.8%
District 9	0.0%
<b>Total:</b>	<b>100.0%</b>

### Blueberries - Fresh

County	Acres	Yield	Price	Farm Gate Value
Clayton	0.0	0	\$0.00	\$0
Coweta	5.0	2,500	\$1.25	\$15,625
Fayette	14.0	3,400	\$1.25	\$59,500
Harris	25.0	6,250	\$1.25	\$195,313
Henry	2.0	2,500	\$1.25	\$6,250
Meriwether	18.0	3,000	\$1.25	\$67,500
Muscogee	0.0	0	\$0.00	\$0
Pike	10.0	2,500	\$1.25	\$31,250
Spalding	0.0	0	\$0.00	\$0
Talbot	0.0	0	\$0.00	\$0
<b>Blueberries - Fresh</b>	<b>74</b>			<b>\$375,438</b>



# Georgia Congressional District 3

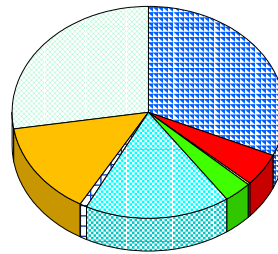
## Grapes

County	Acres	Yield	Price	Farm Gate Value
Clayton	0.0	0	\$0.00	\$0
Coweta	5.0	5,500	\$0.78	\$21,313
Fayette	12.0	4,000	\$0.78	\$37,200
Harris	0.0	0	\$0.00	\$0
Henry	4.0	5,500	\$0.78	\$17,050
Meriwether	30.0	6,500	\$0.78	\$151,125
Muscogee	0.0	0	\$0.00	\$0
Pike	25.0	5,500	\$0.78	\$106,563
Spalding	0.0	0	\$0.00	\$0
Talbot	0.0	0	\$0.00	\$0
<b>Grapes</b>	<b>76</b>			<b>\$333,250</b>

Georgia Total: Miscellaneous Fruit and Nut

\$1,407,245

**Farm Gate Value by Congressional District**  
For Miscellaneous Fruit and Nut

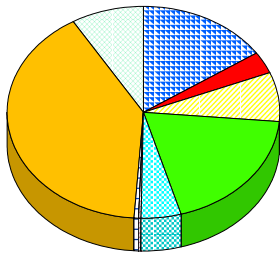


District 1	31.7%
District 10	4.9%
District 11	0.5%
District 2	3.3%
District 3	17.1%
District 4	0.0%
District 5	0.0%
District 6	0.0%
District 7	0.8%
District 8	14.1%
District 9	27.6%
<b>Total:</b>	<b>100.0%</b>

Georgia Total: Grapes

\$6,902,468

**Farm Gate Value by Congressional District**  
For Grapes



District 1	15.5%
District 10	3.3%
District 11	7.5%
District 2	19.1%
District 3	4.8%
District 4	0.0%
District 5	0.2%
District 6	0.2%
District 7	0.5%
District 8	40.2%
District 9	8.6%
<b>Total:</b>	<b>100.0%</b>

## Peaches

County	Acres	Yield	Price	Farm Gate Value
Clayton	0.0	0	\$0.00	\$0
Coweta	3.0	4,000	\$0.33	\$3,960
Fayette	2.0	7,000	\$0.33	\$4,620
Harris	0.0	0	\$0.00	\$0
Henry	100.0	6,000	\$0.33	\$198,000
Meriwether	240.0	8,500	\$0.33	\$673,200
Muscogee	0.0	0	\$0.00	\$0
Pike	158.0	6,000	\$0.33	\$312,840
Spalding	20.0	250	\$1.00	\$5,000
Talbot	2.0	4,500	\$0.33	\$2,970
<b>Peaches</b>	<b>525</b>			<b>\$1,200,590</b>

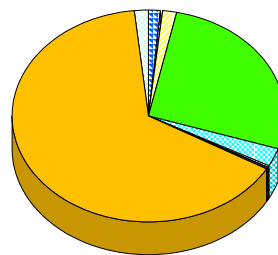
## Miscellaneous Fruit and Nut

County	Farm Gate Value
Clayton	\$0
Coweta	\$0
Fayette	\$16,120
Harris	\$0
Henry	\$0
Meriwether	\$0
Muscogee	\$0
Pike	\$0
Spalding	\$224,000
Talbot	\$0
<b>Miscellaneous Fruits/Nuts</b>	<b>\$240,120</b>

Georgia Total: Peaches

\$39,922,063

**Farm Gate Value by Congressional District**  
For Peaches



District 1	1.5%
District 10	0.0%
District 11	1.7%
District 2	26.7%
District 3	3.0%
District 4	0.0%
District 5	0.1%
District 6	0.1%
District 7	0.0%
District 8	65.2%
District 9	1.6%
<b>Total:</b>	<b>100.0%</b>

# Georgia Congressional District 3

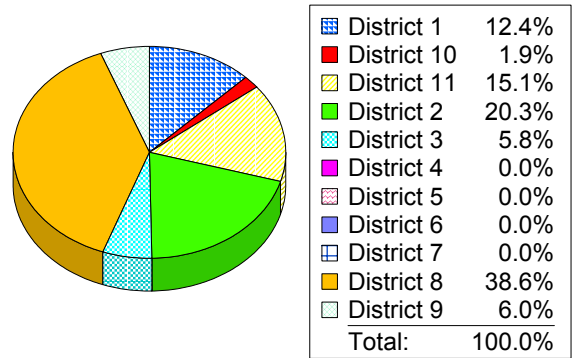
## Pecans

County	Acres	Yield	Price	Farm Gate Value
Clayton	0.0	0	\$0.00	\$0
Coweta	0.0	0	\$0.00	\$0
Fayette	0.0	0	\$0.00	\$0
Harris	750.0	1,260	\$1.30	\$1,228,500
Henry	7.0	1,000	\$1.30	\$9,100
Meriwether	325.0	125	\$1.30	\$52,813
Muscogee	0.0	0	\$0.00	\$0
Pike	229.0	200	\$1.30	\$59,540
Spalding	0.0	0	\$0.00	\$0
Talbot	30.0	1,700	\$1.30	\$66,300
<b>Pecans</b>	<b>1,341</b>			<b>\$1,416,253</b>

## Georgia Total: Strawberries

\$3,797,133

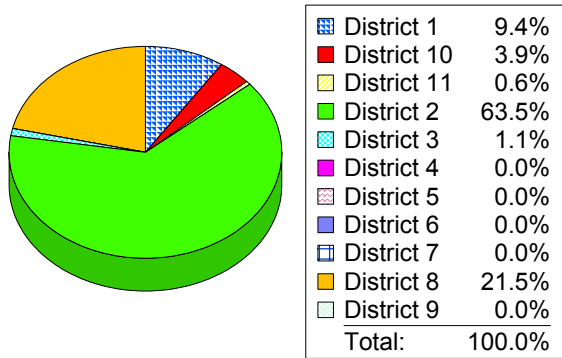
**Farm Gate Value by Congressional District**  
For Strawberries



## Georgia Total: Pecans

\$129,204,166

**Farm Gate Value by Congressional District**  
For Pecans

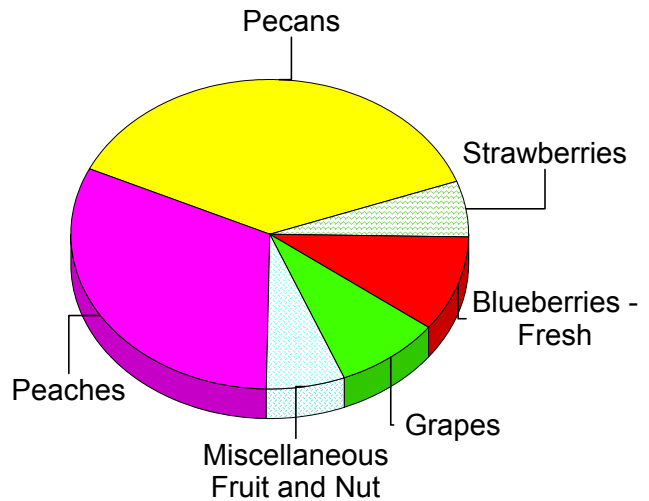


## District 3 Total

**\$3,785,650**

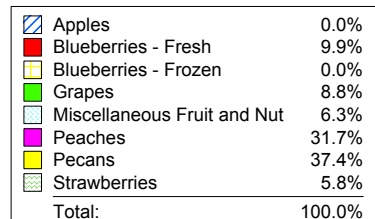
## Fruits and Nuts

**District Farm Gate Value**  
For Fruits and Nuts



## Strawberries

County	Acres	Yield	Price	Farm Gate Value
Clayton	0.0	0	\$0.00	\$0
Coweta	0.0	0	\$0.00	\$0
Fayette	17.0	4,000	\$1.25	\$85,000
Harris	0.0	0	\$0.00	\$0
Henry	4.0	10,000	\$1.25	\$50,000
Meriwether	0.0	0	\$0.00	\$0
Muscogee	0.0	0	\$0.00	\$0
Pike	20.0	3,400	\$1.25	\$85,000
Spalding	0.0	0	\$0.00	\$0
Talbot	0.0	0	\$0.00	\$0
<b>Strawberries</b>	<b>41</b>			<b>\$220,000</b>



# Georgia Congressional District 3

## Vegetables

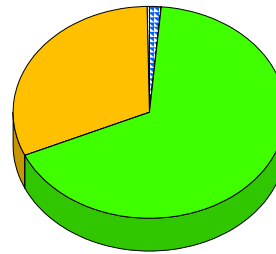
Georgia Total: Bell Peppers

\$49,555,238

### Banana Peppers

County	Acres	Farm Gate Value
Clayton	0.0	\$0
Coweta	0.0	\$0
Fayette	0.0	\$0
Harris	1.0	\$9,000
Henry	0.0	\$0
Meriwether	0.0	\$0
Muscogee	0.0	\$0
Pike	0.0	\$0
Spalding	0.0	\$0
Talbot	0.0	\$0
<b>Banana Peppers</b>	<b>1</b>	<b>\$9,000</b>

**Farm Gate Value by Congressional District**  
For Bell Peppers

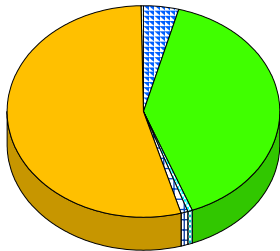


District 1	1.5%
District 10	0.0%
District 11	0.0%
District 2	66.7%
District 3	0.2%
District 4	0.0%
District 5	0.0%
District 6	0.0%
District 7	0.0%
District 8	31.4%
District 9	0.2%
<b>Total:</b>	<b>100.0%</b>

Georgia Total: Banana Peppers

\$1,532,400

**Farm Gate Value by Congressional District**  
For Banana Peppers



District 1	4.1%
District 10	0.0%
District 11	0.0%
District 2	40.2%
District 3	0.6%
District 4	0.0%
District 5	0.0%
District 6	0.0%
District 7	0.7%
District 8	54.2%
District 9	0.3%
<b>Total:</b>	<b>100.0%</b>

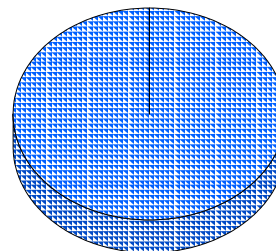
### Broccoli

County	Acres	Farm Gate Value
Clayton	0.0	\$0
Coweta	0.0	\$0
Fayette	0.0	\$0
Harris	0.0	\$0
Henry	0.0	\$0
Meriwether	0.0	\$0
Muscogee	0.0	\$0
Pike	0.0	\$0
Spalding	0.0	\$0
Talbot	0.0	\$0
<b>Broccoli</b>	<b>0</b>	<b>\$0</b>

Georgia Total: Broccoli

\$5,600

**Farm Gate Value by Congressional District**  
For Broccoli



District 1	100.0%
District 10	0.0%
District 11	0.0%
District 2	0.0%
District 3	0.0%
District 4	0.0%
District 5	0.0%
District 6	0.0%
District 7	0.0%
District 8	0.0%
District 9	0.0%
<b>Total:</b>	<b>100.0%</b>

### Bell Peppers

County	Acres	Farm Gate Value
Clayton	0.0	\$0
Coweta	0.0	\$0
Fayette	1.0	\$4,750
Harris	3.0	\$12,310
Henry	0.0	\$0
Meriwether	0.0	\$0
Muscogee	0.0	\$0
Pike	20.0	\$70,000
Spalding	0.0	\$0
Talbot	0.0	\$0
<b>Bell Peppers</b>	<b>24</b>	<b>\$87,060</b>

# Georgia Congressional District 3

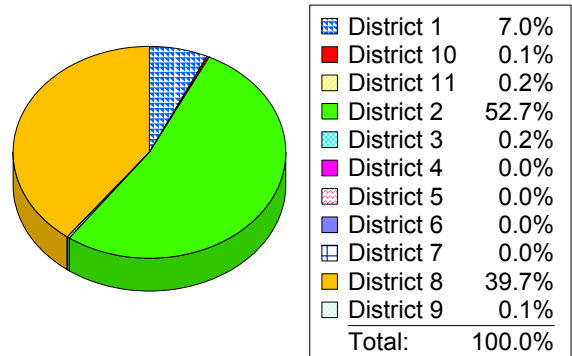
## Cabbage

County	Acres	Farm Gate Value
Clayton	0.0	\$0
Coweta	0.0	\$0
Fayette	1.0	\$3,450
Harris	0.0	\$0
Henry	0.0	\$0
Meriwether	0.0	\$0
Muscogee	0.0	\$0
Pike	0.0	\$0
Spalding	0.0	\$0
Talbot	0.0	\$0
<b>Cabbage</b>	<b>1</b>	<b>\$3,450</b>

## Georgia Total: Cantaloupe

\$18,910,800

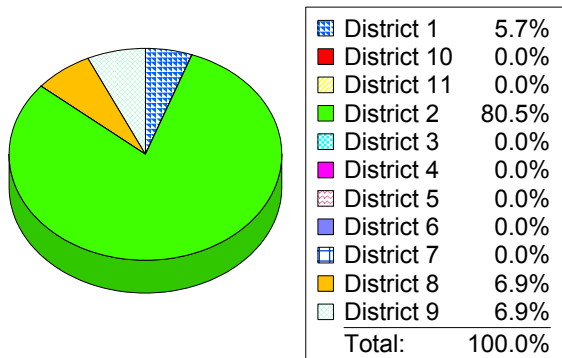
### Farm Gate Value by Congressional District For Cantaloupe



## Georgia Total: Cabbage

\$29,976,593

### Farm Gate Value by Congressional District For Cabbage



## Carrots

County	Acres	Farm Gate Value
Clayton	0.0	\$0
Coweta	0.0	\$0
Fayette	0.0	\$0
Harris	0.0	\$0
Henry	0.0	\$0
Meriwether	0.0	\$0
Muscogee	0.0	\$0
Pike	0.0	\$0
Spalding	0.0	\$0
Talbot	0.0	\$0
<b>Carrots</b>	<b>0</b>	<b>\$0</b>

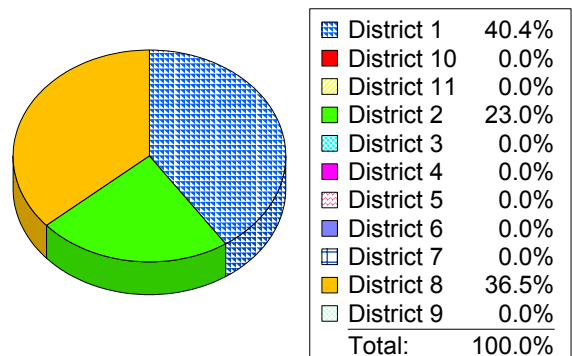
## Cantaloupe

County	Acres	Farm Gate Value
Clayton	0.0	\$0
Coweta	0.0	\$0
Fayette	1.0	\$3,000
Harris	0.0	\$0
Henry	0.0	\$0
Meriwether	10.0	\$30,000
Muscogee	0.0	\$0
Pike	0.0	\$0
Spalding	0.0	\$0
Talbot	0.0	\$0
<b>Cantaloupe</b>	<b>11</b>	<b>\$33,000</b>

## Georgia Total: Carrots

\$12,852,525

### Farm Gate Value by Congressional District For Carrots



# Georgia Congressional District 3

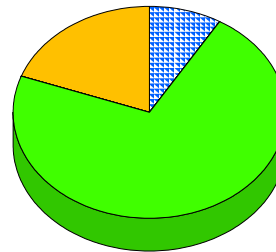
## Collards

County	Acres	Farm Gate Value
Clayton	0.0	\$0
Coweta	2.0	\$2,850
Fayette	0.0	\$0
Harris	0.5	\$772
Henry	0.0	\$0
Meriwether	10.0	\$15,438
Muscogee	0.0	\$0
Pike	50.0	\$71,250
Spalding	0.0	\$0
Talbot	10.0	\$9,500
<b>Collards</b>	<b>73</b>	<b>\$99,809</b>

## Georgia Total: Cucumbers

\$55,799,678

### Farm Gate Value by Congressional District For Cucumbers

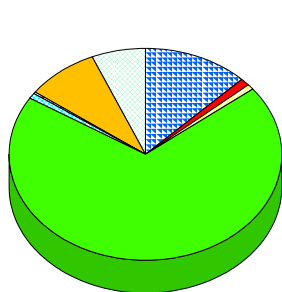


District 1	8.5%
District 10	0.0%
District 11	0.0%
District 2	72.0%
District 3	0.0%
District 4	0.0%
District 5	0.0%
District 6	0.0%
District 7	0.0%
District 8	19.4%
District 9	0.0%
<b>Total:</b>	<b>100.0%</b>

## Georgia Total: Collards

\$13,080,033

### Farm Gate Value by Congressional District For Collards



District 1	12.5%
District 10	1.1%
District 11	0.9%
District 2	69.5%
District 3	0.8%
District 4	0.0%
District 5	0.0%
District 6	0.0%
District 7	0.4%
District 8	8.5%
District 9	6.4%
<b>Total:</b>	<b>100.0%</b>

## Eggplant

County	Acres	Farm Gate Value
Clayton	0.0	\$0
Coweta	0.0	\$0
Fayette	0.0	\$0
Harris	1.0	\$2,400
Henry	0.0	\$0
Meriwether	0.0	\$0
Muscogee	0.0	\$0
Pike	0.0	\$0
Spalding	0.0	\$0
Talbot	0.0	\$0
<b>Eggplant</b>	<b>1</b>	<b>\$2,400</b>

### Farm Gate Value

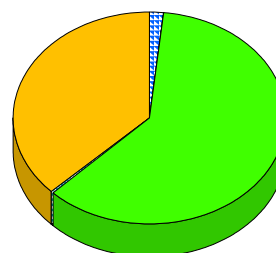
## Cucumbers

County	Acres	Farm Gate Value
Clayton	0.0	\$0
Coweta	0.0	\$0
Fayette	1.0	\$6,360
Harris	1.0	\$3,445
Henry	0.0	\$0
Meriwether	0.0	\$0
Muscogee	0.0	\$0
Pike	0.0	\$0
Spalding	0.0	\$0
Talbot	0.0	\$0
<b>Cucumbers</b>	<b>2</b>	<b>\$9,805</b>

## Georgia Total: Eggplant

\$12,198,810

### Farm Gate Value by Congressional District For Eggplant



District 1	1.6%
District 10	0.0%
District 11	0.0%
District 2	61.0%
District 3	0.0%
District 4	0.0%
District 5	0.0%
District 6	0.0%
District 7	0.0%
District 8	37.3%
District 9	0.0%
<b>Total:</b>	<b>100.0%</b>

# Georgia Congressional District 3

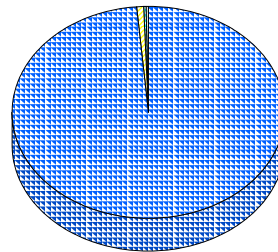
## English Peas

Georgia Total: Green Onions

\$1,133,760

County	Acres	Farm Gate Value
Clayton	0.0	\$0
Coweta	0.0	\$0
Fayette	0.0	\$0
Harris	0.0	\$0
Henry	0.0	\$0
Meriwether	0.0	\$0
Muscogee	0.0	\$0
Pike	0.0	\$0
Spalding	0.0	\$0
Talbot	0.0	\$0
<b>English Peas</b>	<b>0</b>	<b>\$0</b>

**Farm Gate Value by Congressional District**  
For Green Onions

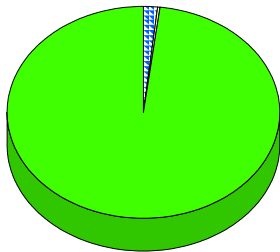


District 1	98.5%
District 10	0.0%
District 11	0.8%
District 2	0.0%
District 3	0.5%
District 4	0.0%
District 5	0.0%
District 6	0.0%
District 7	0.0%
District 8	0.0%
District 9	0.1%
<b>Total:</b>	<b>100.0%</b>

Georgia Total: English Peas

\$870,500

**Farm Gate Value by Congressional District**  
For English Peas



District 1	1.7%
District 10	0.0%
District 11	0.3%
District 2	97.9%
District 3	0.0%
District 4	0.0%
District 5	0.0%
District 6	0.0%
District 7	0.0%
District 8	0.0%
District 9	0.0%
<b>Total:</b>	<b>100.0%</b>

## Hot Peppers

County	Acres	Farm Gate Value
Clayton	0.0	\$0
Coweta	0.0	\$0
Fayette	0.0	\$0
Harris	0.0	\$0
Henry	0.0	\$0
Meriwether	0.0	\$0
Muscogee	0.0	\$0
Pike	0.0	\$0
Spalding	0.0	\$0
Talbot	0.0	\$0
<b>Hot Peppers</b>	<b>0</b>	<b>\$0</b>

Farm Gate Value

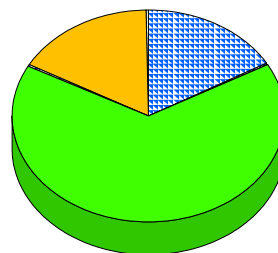
## Green Onions

Georgia Total: Hot Peppers

\$6,425,325

County	Acres	Farm Gate Value
Clayton	0.0	\$0
Coweta	0.0	\$0
Fayette	0.0	\$0
Harris	1.0	\$6,000
Henry	0.0	\$0
Meriwether	0.0	\$0
Muscogee	0.0	\$0
Pike	0.0	\$0
Spalding	0.0	\$0
Talbot	0.0	\$0
<b>Green Onions</b>	<b>1</b>	<b>\$6,000</b>

**Farm Gate Value by Congressional District**  
For Hot Peppers



District 1	16.8%
District 10	0.1%
District 11	0.0%
District 2	65.8%
District 3	0.0%
District 4	0.0%
District 5	0.0%
District 6	0.0%
District 7	0.5%
District 8	16.5%
District 9	0.3%
<b>Total:</b>	<b>100.0%</b>

# Georgia Congressional District 3

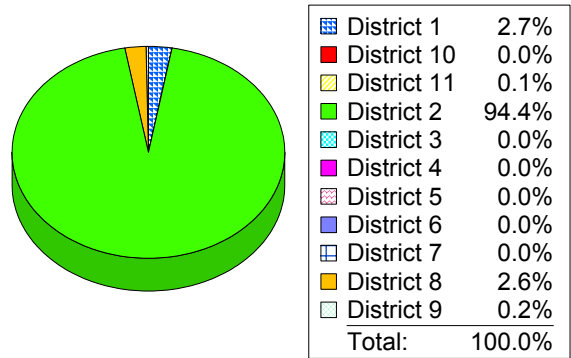
## Irish Potatoes

County	Acres	Farm Gate Value
Clayton	0.0	\$0
Coweta	0.0	\$0
Fayette	0.0	\$0
Harris	0.3	\$665
Henry	0.0	\$0
Meriwether	0.0	\$0
Muscogee	0.0	\$0
Pike	0.0	\$0
Spalding	0.0	\$0
Talbot	0.0	\$0
<b>Irish Potatoes</b>	<b>0</b>	<b>\$665</b>

## Georgia Total: Kale

\$2,145,933

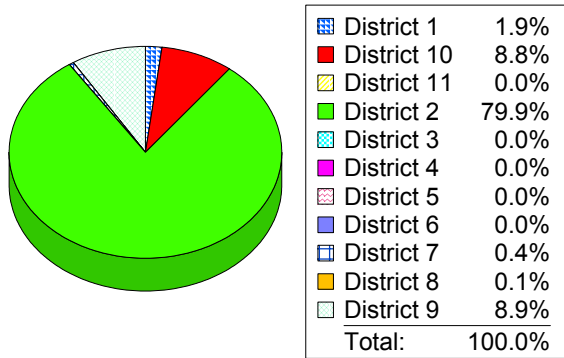
**Farm Gate Value by Congressional District**  
For Kale



## Georgia Total: Irish Potatoes

\$1,432,389

**Farm Gate Value by Congressional District**  
For Irish Potatoes



## Lettuce

County	Acres	Farm Gate Value
Clayton	0.0	\$0
Coweta	0.0	\$0
Fayette	0.0	\$0
Harris	0.0	\$0
Henry	0.0	\$0
Meriwether	0.0	\$0
Muscogee	0.0	\$0
Pike	0.0	\$0
Spalding	0.0	\$0
Talbot	0.0	\$0
<b>Lettuce</b>	<b>0</b>	<b>\$0</b>

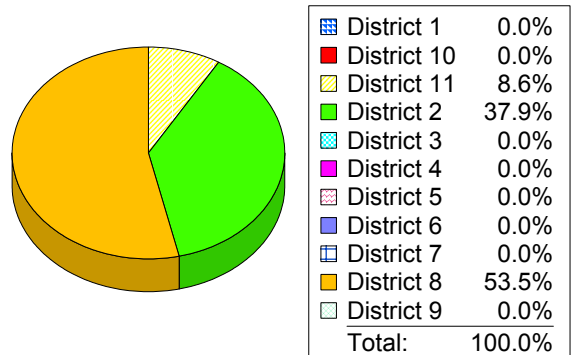
## Kale

County	Acres	Farm Gate Value
Clayton	0.0	\$0
Coweta	0.0	\$0
Fayette	0.0	\$0
Harris	0.0	\$0
Henry	0.0	\$0
Meriwether	0.0	\$0
Muscogee	0.0	\$0
Pike	0.0	\$0
Spalding	0.0	\$0
Talbot	0.0	\$0
<b>Kale</b>	<b>0</b>	<b>\$0</b>

## Georgia Total: Lettuce

\$1,166,800

**Farm Gate Value by Congressional District**  
For Lettuce



# Georgia Congressional District 3

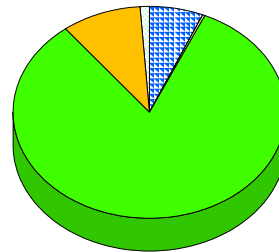
## Lima Beans

County	Acres	Farm Gate Value
Clayton	0.0	\$0
Coweta	2.0	\$2,250
Fayette	0.0	\$0
Harris	0.0	\$0
Henry	0.0	\$0
Meriwether	0.0	\$0
Muscogee	0.0	\$0
Pike	0.0	\$0
Spalding	0.0	\$0
Talbot	0.0	\$0
<b>Lima Beans</b>	<b>2</b>	<b>\$2,250</b>

## Georgia Total: Mustard

\$5,827,439

**Farm Gate Value by Congressional District**  
For Mustard

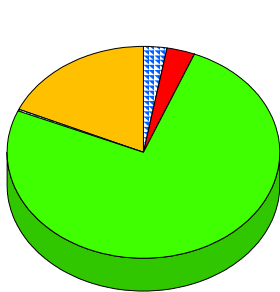


District 1	6.3%
District 10	0.2%
District 11	0.2%
District 2	82.9%
District 3	0.0%
District 4	0.0%
District 5	0.0%
District 6	0.0%
District 7	0.0%
District 8	9.3%
District 9	1.1%
<b>Total:</b>	<b>100.0%</b>

## Georgia Total: Lima Beans

\$3,826,065

**Farm Gate Value by Congressional District**  
For Lima Beans



District 1	2.9%
District 10	3.1%
District 11	0.1%
District 2	75.4%
District 3	0.1%
District 4	0.0%
District 5	0.0%
District 6	0.0%
District 7	0.0%
District 8	18.4%
District 9	0.0%
<b>Total:</b>	<b>100.0%</b>

## Okra

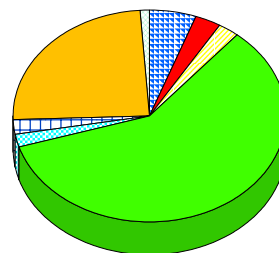
County	Acres	Farm Gate Value
Clayton	0.0	\$0
Coweta	5.0	\$13,500
Fayette	0.0	\$0
Harris	0.5	\$3,150
Henry	0.0	\$0
Meriwether	0.0	\$0
Muscogee	0.0	\$0
Pike	10.0	\$27,000
Spalding	0.0	\$0
Talbot	0.0	\$0
<b>Okra</b>	<b>16</b>	<b>\$43,650</b>

## Farm Gate Value

## Georgia Total: Okra

\$2,165,080

**Farm Gate Value by Congressional District**  
For Okra



District 1	5.7%
District 10	3.0%
District 11	2.3%
District 2	59.3%
District 3	2.0%
District 4	0.0%
District 5	0.0%
District 6	0.0%
District 7	2.2%
District 8	24.3%
District 9	1.2%
<b>Total:</b>	<b>100.0%</b>

## Mustard

County	Acres	Farm Gate Value
Clayton	0.0	\$0
Coweta	0.0	\$0
Fayette	0.0	\$0
Harris	0.0	\$0
Henry	0.0	\$0
Meriwether	0.0	\$0
Muscogee	0.0	\$0
Pike	0.0	\$0
Spalding	0.0	\$0
Talbot	0.0	\$0
<b>Mustard</b>	<b>0</b>	<b>\$0</b>



# Georgia Congressional District 3

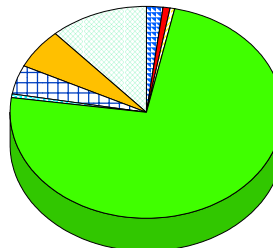
## Onions

County	Acres	Farm Gate Value
Clayton	0.0	\$0
Coweta	0.0	\$0
Fayette	0.0	\$0
Harris	0.0	\$0
Henry	0.0	\$0
Meriwether	0.0	\$0
Muscogee	0.0	\$0
Pike	0.0	\$0
Spalding	0.0	\$0
Talbot	0.0	\$0
<b>Onions</b>	<b>0</b>	<b>\$0</b>

## Georgia Total: Pole Beans

\$963,230

**Farm Gate Value by Congressional District**  
For Pole Beans

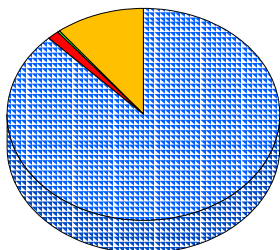


District 1	2.0%
District 10	0.8%
District 11	0.5%
District 2	73.8%
District 3	0.7%
District 4	0.0%
District 5	0.0%
District 6	0.0%
District 7	4.4%
District 8	6.0%
District 9	11.7%
<b>Total</b>	<b>100.0%</b>

## Georgia Total: Onions

\$94,487,900

**Farm Gate Value by Congressional District**  
For Onions



District 1	87.6%
District 10	1.6%
District 11	0.0%
District 2	0.2%
District 3	0.0%
District 4	0.0%
District 5	0.0%
District 6	0.0%
District 7	0.0%
District 8	10.6%
District 9	0.0%
<b>Total</b>	<b>100.0%</b>

## Pumpkin

County	Acres	Farm Gate Value
Clayton	0.0	\$0
Coweta	1.0	\$3,000
Fayette	0.0	\$0
Harris	1.0	\$3,000
Henry	0.0	\$0
Meriwether	0.0	\$0
Muscogee	0.0	\$0
Pike	5.0	\$15,000
Spalding	0.0	\$0
Talbot	0.0	\$0
<b>Pumpkin</b>	<b>7</b>	<b>\$21,000</b>

## Farm Gate Value

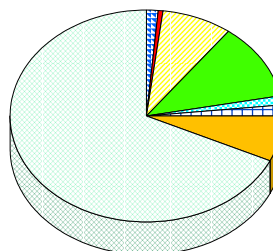
## Pole Beans

County	Acres	Farm Gate Value
Clayton	0.0	\$0
Coweta	5.0	\$5,200
Fayette	0.0	\$0
Harris	0.5	\$1,625
Henry	0.0	\$0
Meriwether	0.0	\$0
Muscogee	0.0	\$0
Pike	0.0	\$0
Spalding	0.0	\$0
Talbot	0.0	\$0
<b>Pole Beans</b>	<b>6</b>	<b>\$6,825</b>

## Georgia Total: Pumpkin

\$1,637,837

**Farm Gate Value by Congressional District**  
For Pumpkin



District 1	1.5%
District 10	0.5%
District 11	8.2%
District 2	11.8%
District 3	1.3%
District 4	0.0%
District 5	0.0%
District 6	0.0%
District 7	1.7%
District 8	6.9%
District 9	68.1%
<b>Total</b>	<b>100.0%</b>

# Georgia Congressional District 3

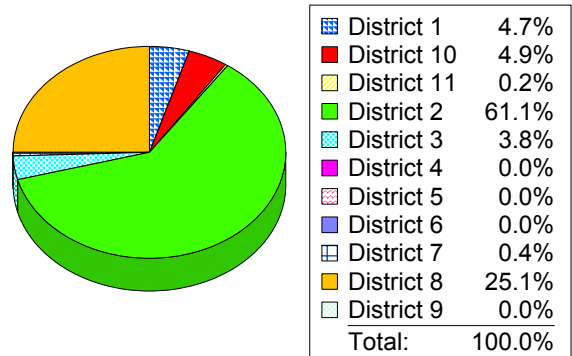
## Snap Beans

County	Acres	Farm Gate Value
Clayton	0.0	\$0
Coweta	0.0	\$0
Fayette	0.0	\$0
Harris	5.0	\$9,000
Henry	0.0	\$0
Meriwether	0.0	\$0
Muscogee	0.0	\$0
Pike	0.0	\$0
Spalding	0.0	\$0
Talbot	0.0	\$0
<b>Snap Beans</b>	<b>5</b>	<b>\$9,000</b>

Georgia Total: Southern Peas

\$7,591,530

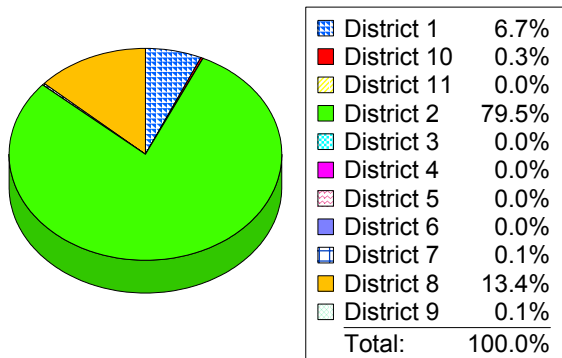
**Farm Gate Value by Congressional District**  
For Southern Peas



Georgia Total: Snap Beans

\$46,295,337

**Farm Gate Value by Congressional District**  
For Snap Beans



## Spinach

County	Acres	Farm Gate Value
Clayton	0.0	\$0
Coweta	0.0	\$0
Fayette	0.0	\$0
Harris	0.0	\$0
Henry	0.0	\$0
Meriwether	0.0	\$0
Muscogee	0.0	\$0
Pike	0.0	\$0
Spalding	0.0	\$0
Talbot	0.0	\$0
<b>Spinach</b>	<b>0</b>	<b>\$0</b>

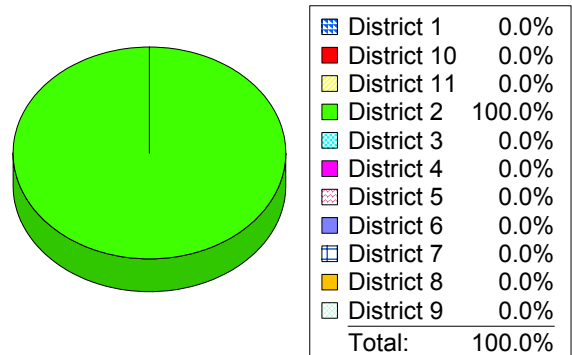
## Southern Peas

County	Acres	Farm Gate Value
Clayton	0.0	\$0
Coweta	6.0	\$5,400
Fayette	0.0	\$0
Harris	0.0	\$0
Henry	0.0	\$0
Meriwether	0.0	\$0
Muscogee	0.0	\$0
Pike	300.0	\$270,000
Spalding	0.0	\$0
Talbot	20.0	\$10,000
<b>Southern Peas</b>	<b>326</b>	<b>\$285,400</b>

Georgia Total: Spinach

\$113,750

**Farm Gate Value by Congressional District**  
For Spinach



# Georgia Congressional District 3

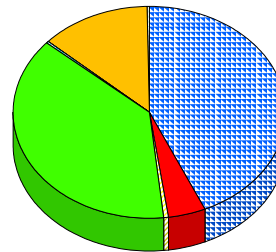
## Sweet Corn

County	Acres	Farm Gate Value
Clayton	0.0	\$0
Coweta	25.0	\$22,531
Fayette	0.0	\$0
Harris	25.0	\$36,050
Henry	0.0	\$0
Meriwether	2.0	\$1,030
Muscogee	0.0	\$0
Pike	100.0	\$180,250
Spalding	0.0	\$0
Talbot	0.0	\$0
<b>Sweet Corn</b>	<b>152</b>	<b>\$239,861</b>

## Georgia Total: Sweet Potatoes

\$1,852,808

### Farm Gate Value by Congressional District For Sweet Potatoes

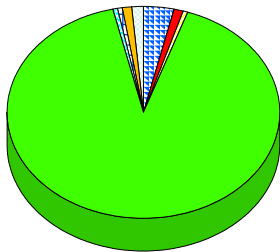


District 1	43.4%
District 10	4.3%
District 11	0.7%
District 2	37.8%
District 3	0.3%
District 4	0.0%
District 5	0.0%
District 6	0.0%
District 7	0.1%
District 8	13.1%
District 9	0.2%
<b>Total:</b>	<b>100.0%</b>

## Georgia Total: Sweet Corn

\$49,289,746

### Farm Gate Value by Congressional District For Sweet Corn



District 1	3.6%
District 10	1.2%
District 11	0.4%
District 2	91.1%
District 3	0.5%
District 4	0.0%
District 5	0.0%
District 6	0.0%
District 7	0.6%
District 8	1.3%
District 9	1.3%
<b>Total:</b>	<b>100.0%</b>

## Tomato

County	Acres	Farm Gate Value
Clayton	0.0	\$0
Coweta	0.0	\$0
Fayette	4.0	\$44,800
Harris	6.0	\$37,800
Henry	0.0	\$0
Meriwether	0.0	\$0
Muscogee	0.0	\$0
Pike	0.0	\$0
Spalding	0.0	\$0
Talbot	0.0	\$0
<b>Tomato</b>	<b>10</b>	<b>\$82,600</b>

### Farm Gate Value

\$82,600

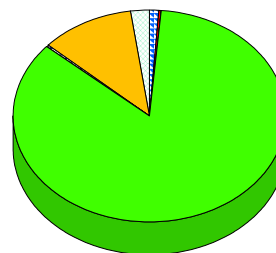
## Sweet Potatoes

County	Acres	Farm Gate Value
Clayton	0.0	\$0
Coweta	0.0	\$0
Fayette	0.0	\$0
Harris	0.5	\$1,913
Henry	0.0	\$0
Meriwether	0.0	\$0
Muscogee	0.0	\$0
Pike	0.0	\$0
Spalding	0.0	\$0
Talbot	2.0	\$3,600
<b>Sweet Potatoes</b>	<b>3</b>	<b>\$5,513</b>

## Georgia Total: Tomato

\$83,099,710

### Farm Gate Value by Congressional District For Tomato



District 1	1.1%
District 10	0.2%
District 11	0.2%
District 2	84.9%
District 3	0.1%
District 4	0.0%
District 5	0.0%
District 6	0.0%
District 7	0.1%
District 8	11.2%
District 9	2.3%
<b>Total:</b>	<b>100.0%</b>

# Georgia Congressional District 3

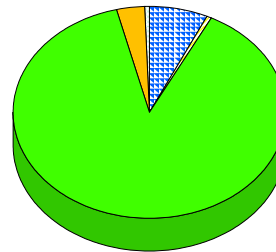
## Turnip Greens

County	Acres	Farm Gate Value
Clayton	0.0	\$0
Coweta	3.0	\$4,275
Fayette	0.0	\$0
Harris	0.0	\$0
Henry	0.0	\$0
Meriwether	10.0	\$16,625
Muscogee	0.0	\$0
Pike	25.0	\$39,188
Spalding	0.0	\$0
Talbot	0.0	\$0
<b>Turnip Greens</b>	<b>38</b>	<b>\$60,088</b>

## Georgia Total: Turnip Roots

\$355,737

### Farm Gate Value by Congressional District For Turnip Roots

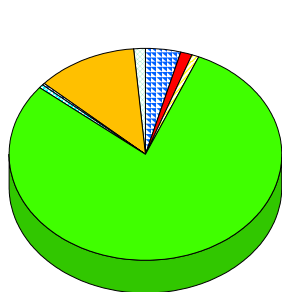


District 1	6.9%
District 10	0.0%
District 11	0.6%
District 2	88.7%
District 3	0.0%
District 4	0.0%
District 5	0.0%
District 6	0.0%
District 7	0.0%
District 8	3.3%
District 9	0.5%
<b>Total:</b>	<b>100.0%</b>

## Georgia Total: Turnip Greens

\$8,739,612

### Farm Gate Value by Congressional District For Turnip Greens



District 1	4.1%
District 10	1.6%
District 11	0.8%
District 2	79.3%
District 3	0.7%
District 4	0.0%
District 5	0.0%
District 6	0.0%
District 7	0.3%
District 8	11.9%
District 9	1.3%
<b>Total:</b>	<b>100.0%</b>

## Watermelon

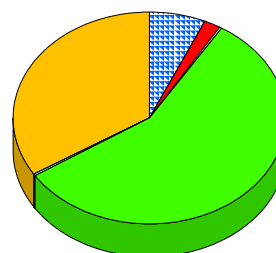
County	Acres	Farm Gate Value
Clayton	0.0	\$0
Coweta	25.0	\$33,063
Fayette	0.0	\$0
Harris	6.0	\$12,593
Henry	0.0	\$0
Meriwether	30.0	\$86,250
Muscogee	0.0	\$0
Pike	25.0	\$71,875
Spalding	0.0	\$0
Talbot	0.0	\$0
<b>Watermelon</b>	<b>86</b>	<b>\$203,780</b>

### Farm Gate Value

## Georgia Total: Watermelon

\$73,454,791

### Farm Gate Value by Congressional District For Watermelon



District 1	6.5%
District 10	2.0%
District 11	0.5%
District 2	56.9%
District 3	0.3%
District 4	0.0%
District 5	0.0%
District 6	0.0%
District 7	0.0%
District 8	33.7%
District 9	0.1%
<b>Total:</b>	<b>100.0%</b>

## Turnip Roots

County	Acres	Farm Gate Value
Clayton	0.0	\$0
Coweta	0.0	\$0
Fayette	0.0	\$0
Harris	0.0	\$0
Henry	0.0	\$0
Meriwether	0.0	\$0
Muscogee	0.0	\$0
Pike	0.0	\$0
Spalding	0.0	\$0
Talbot	0.0	\$0
<b>Turnip Roots</b>	<b>0</b>	<b>\$0</b>

# Georgia Congressional District 3

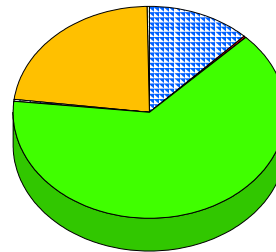
## Winter Squash

Georgia Total: Yellow Squash

\$29,144,872

County	Acres	Farm Gate Value
Clayton	0.0	\$0
Coweta	0.0	\$0
Fayette	0.0	\$0
Harris	0.0	\$0
Henry	0.0	\$0
Meriwether	0.0	\$0
Muscogee	0.0	\$0
Pike	0.0	\$0
Spalding	0.0	\$0
Talbot	0.0	\$0
<b>Winter Squash</b>	<b>0</b>	<b>\$0</b>

**Farm Gate Value by Congressional District**  
For Yellow Squash

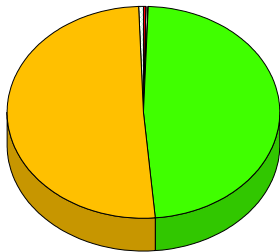


District 1	12.2%
District 10	0.2%
District 11	0.0%
District 2	64.2%
District 3	0.1%
District 4	0.0%
District 5	0.0%
District 6	0.0%
District 7	0.1%
District 8	22.9%
District 9	0.2%
<b>Total:</b>	<b>100.0%</b>

Georgia Total: Winter Squash

\$1,035,300

**Farm Gate Value by Congressional District**  
For Winter Squash



District 1	0.0%
District 10	0.4%
District 11	0.1%
District 2	48.2%
District 3	0.0%
District 4	0.0%
District 5	0.0%
District 6	0.0%
District 7	0.0%
District 8	50.8%
District 9	0.5%
<b>Total:</b>	<b>100.0%</b>

## Zucchini

County	Acres	Farm Gate Value
Clayton	0.0	\$0
Coweta	0.0	\$0
Fayette	0.0	\$0
Harris	0.5	\$1,051
Henry	0.0	\$0
Meriwether	0.0	\$0
Muscogee	0.0	\$0
Pike	0.0	\$0
Spalding	0.0	\$0
Talbot	0.0	\$0
<b>Zucchini</b>	<b>1</b>	<b>\$1,051</b>

Farm Gate Value

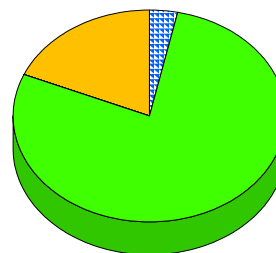
## Yellow Squash

Georgia Total: Zucchini

\$18,429,985

County	Acres	Farm Gate Value
Clayton	0.0	\$0
Coweta	1.0	\$1,550
Fayette	2.0	\$9,300
Harris	1.0	\$2,325
Henry	0.0	\$0
Meriwether	0.0	\$0
Muscogee	0.0	\$0
Pike	10.0	\$25,188
Spalding	0.0	\$0
Talbot	0.0	\$0
<b>Yellow Squash</b>	<b>14</b>	<b>\$38,363</b>

**Farm Gate Value by Congressional District**  
For Zucchini

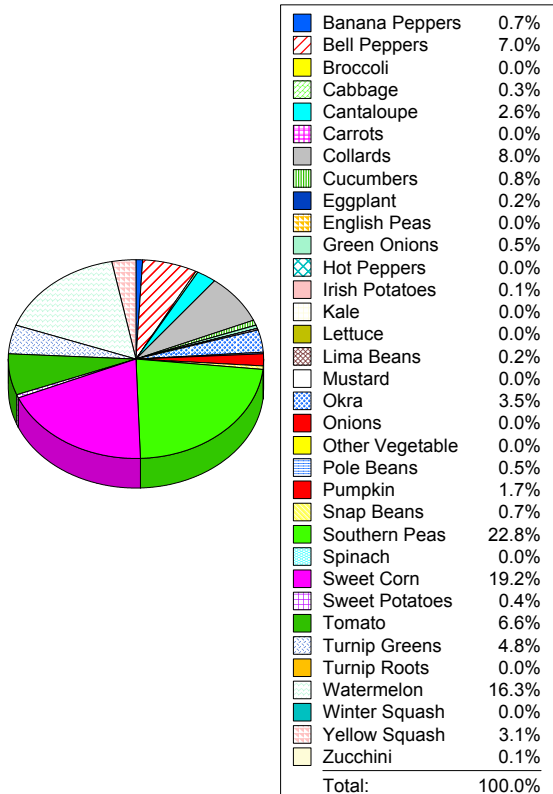


District 1	3.2%
District 10	0.0%
District 11	0.0%
District 2	78.2%
District 3	0.0%
District 4	0.0%
District 5	0.0%
District 6	0.0%
District 7	0.0%
District 8	18.5%
District 9	0.1%
<b>Total:</b>	<b>100.0%</b>

# Georgia Congressional District 3

District 3      Total      \$1,250,570  
 Vegetables

## District Farm Gate Value For Vegetables



# Georgia Congressional District 3

## Ornamental Horticulture

Georgia Total: Field Nursery

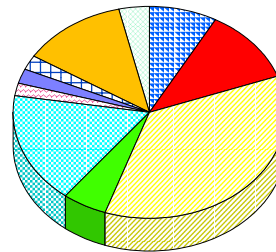
\$60,051,554

### Container Nursery

County	Acres	Price	Farm Gate Value
Clayton	30.0	\$39,000	\$1,170,000
Coweta	5.0	\$39,000	\$195,000
Fayette	42.0	\$39,000	\$1,638,000
Harris	35.0	\$39,000	\$1,365,000
Henry	0.0	\$0	\$0
Meriwether	10.0	\$39,000	\$390,000
Muscogee	0.0	\$0	\$0
Pike	100.0	\$39,000	\$3,900,000
Spalding	0.0	\$0	\$0
Talbot	0.0	\$0	\$0
<b>Container Nursery</b>	<b>222</b>		<b>\$8,658,000</b>

### Farm Gate Value by Congressional District

For Field Nursery



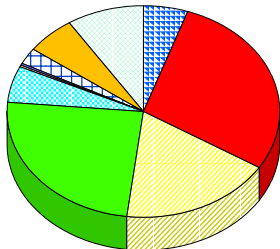
District 1	8.0%
District 10	11.5%
District 11	36.0%
District 2	5.2%
District 3	16.9%
District 4	0.0%
District 5	2.0%
District 6	2.0%
District 7	2.3%
District 8	12.4%
District 9	3.7%
<b>Total:</b>	<b>100.0%</b>

Georgia Total: Container Nursery

\$156,133,050

### Farm Gate Value by Congressional District

For Container Nursery



District 1	5.3%
District 10	28.5%
District 11	18.1%
District 2	24.5%
District 3	5.5%
District 4	0.0%
District 5	0.3%
District 6	0.3%
District 7	2.3%
District 8	5.9%
District 9	9.2%
<b>Total:</b>	<b>100.0%</b>

### Greenhouse

County	Sq. Feet	Price	Farm Gate Value
Clayton	8,000	\$9.50	\$76,000
Coweta	200,000	\$9.50	\$1,900,000
Fayette	300,000	\$9.50	\$2,850,000
Harris	41,000	\$9.50	\$389,500
Henry	182,000	\$15.00	\$2,730,000
Meriwether	80,000	\$9.50	\$760,000
Muscogee	0	\$0.00	\$0
Pike	200,000	\$9.50	\$1,900,000
Spalding	0	\$0.00	\$0
Talbot	2,160	\$9.50	\$20,520
<b>Greenhouse</b>	<b>1,013,160</b>		<b>\$10,626,020</b>

Georgia Total: Greenhouse

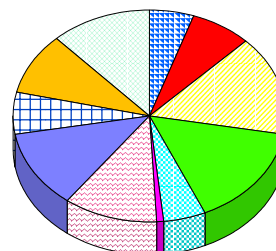
\$209,716,263

### Field Nursery

County	Acres	Price	Farm Gate Value
Clayton	100.0	\$9,995	\$999,500
Coweta	10.0	\$9,995	\$99,950
Fayette	0.0	\$0	\$0
Harris	10.0	\$9,995	\$99,950
Henry	0.7	\$9,995	\$6,997
Meriwether	375.0	\$9,995	\$3,748,125
Muscogee	0.0	\$0	\$0
Pike	500.0	\$9,995	\$4,997,500
Spalding	20.0	\$9,995	\$199,900
Talbot	1.0	\$9,995	\$9,995
<b>Field Nursery</b>	<b>1,017</b>		<b>\$10,161,917</b>

### Farm Gate Value by Congressional District

For Greenhouse



District 1	5.3%
District 10	7.2%
District 11	15.3%
District 2	15.5%
District 3	5.1%
District 4	0.9%
District 5	11.1%
District 6	11.9%
District 7	6.4%
District 8	9.4%
District 9	11.9%
<b>Total:</b>	<b>100.0%</b>

# Georgia Congressional District 3

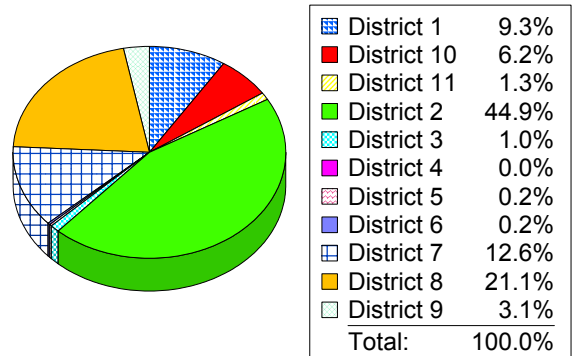
## Miscellaneous Ornamental Horticulture

Georgia Total: Turfgrass

\$105,823,747

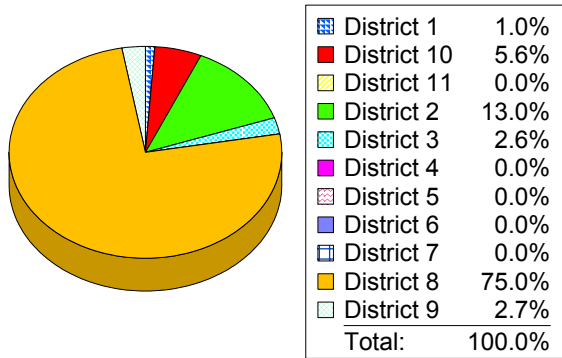
County	Farm Gate Value
Clayton	\$0
Coweta	\$0
Fayette	\$0
Harris	\$0
Henry	\$0
Meriwether	\$100,000
Muscogee	\$0
Pike	\$0
Spalding	\$0
Talbot	\$0
<b>Miscellaneous Orn Hort.</b>	<b>\$100,000</b>

**Farm Gate Value by Congressional District**  
For Turfgrass



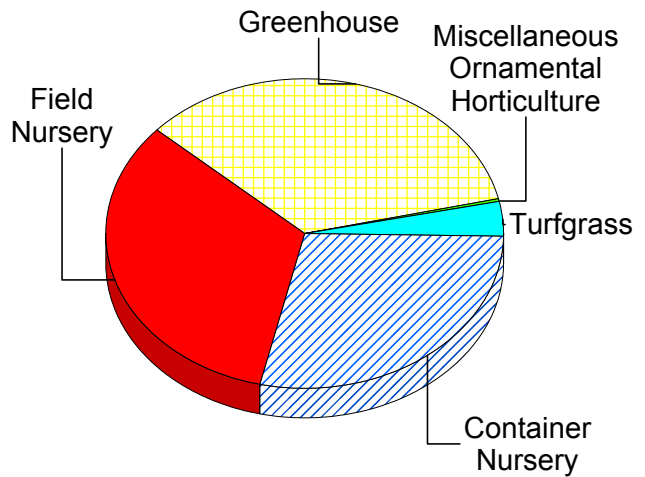
Georgia Total: Miscellaneous Ornamental Horticulture \$3,833,869

**Farm Gate Value by Congressional District**  
For Miscellaneous Ornamental Horticulture



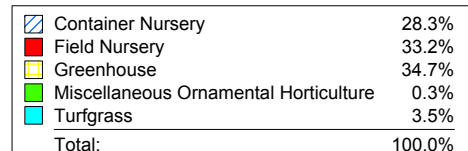
District 3 Total Ornamental Horticulture \$30,611,773

**District Farm Gate Value**  
For Ornamental Horticulture



## Turfgrass

County	Acres	Yield	Price	Farm Gate Value
Clayton	0.0	0.00	\$0	\$0
Coweta	0.0	0.00	\$0	\$0
Fayette	0.0	0.00	\$0	\$0
Harris	118.0	0.67	\$4,100	\$324,146
Henry	0.0	0.00	\$0	\$0
Meriwether	70.0	0.67	\$4,100	\$192,290
Muscogee	0.0	0.00	\$0	\$0
Pike	200.0	0.67	\$4,100	\$549,400
Spalding	0.0	0.00	\$0	\$0
Talbot	0.0	0.00	\$0	\$0
<b>Turfgrass</b>	<b>388</b>			<b>\$1,065,836</b>





# Georgia Congressional District 3

## Forestry and Related Products

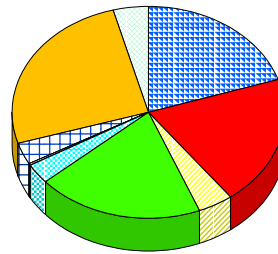
Georgia Total: Forestry

\$691,046,890

### Christmas Trees

County	Acres	Yield	Price	Farm Gate Value
Clayton	50.0	0.25	\$10,656	\$133,200
Coweta	6.0	0.25	\$10,656	\$15,984
Fayette	150.0	0.25	\$10,656	\$399,600
Harris	15.0	0.25	\$10,656	\$39,960
Henry	53.0	0.25	\$10,656	\$141,192
Meriwether	10.0	0.25	\$10,656	\$26,640
Muscogee	0.0	0.00	\$0	\$0
Pike	50.0	0.25	\$10,656	\$133,200
Spalding	100.0	0.25	\$10,656	\$266,400
Talbot	0.0	0.00	\$0	\$0
<b>Christmas Trees</b>	<b>434</b>			<b>\$1,156,176</b>

### Farm Gate Value by Congressional District For Forestry

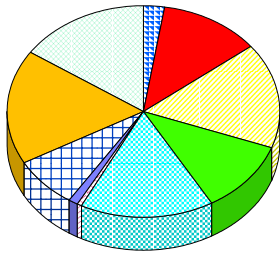


District 1	20.0%
District 10	19.9%
District 11	4.0%
District 2	19.8%
District 3	3.0%
District 4	0.0%
District 5	0.1%
District 6	0.1%
District 7	3.2%
District 8	25.6%
District 9	4.2%
<b>Total:</b>	<b>100.0%</b>

Georgia Total: Christmas Trees

\$7,380,760

### Farm Gate Value by Congressional District For Christmas Trees



District 1	2.5%
District 10	11.9%
District 11	16.2%
District 2	11.2%
District 3	15.7%
District 4	0.0%
District 5	0.5%
District 6	1.1%
District 7	7.9%
District 8	17.5%
District 9	15.6%
<b>Total:</b>	<b>100.0%</b>

### Miscellaneous Forestry

County

Farm Gate Value

Clayton	\$0
Coweta	\$0
Fayette	\$0
Harris	\$0
Henry	\$0
Meriwether	\$0
Muscogee	\$0
Pike	\$0
Spalding	\$0
Talbot	\$0
<b>Miscellaneous Forestry</b>	<b>\$0</b>

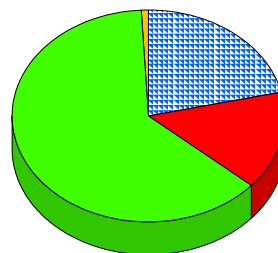
Miscellaneous Forestry

\$0

Georgia Total: Miscellaneous Forestry

\$11,622,900

### Farm Gate Value by Congressional District For Miscellaneous Forestry



District 1	21.5%
District 10	15.0%
District 11	0.0%
District 2	62.7%
District 3	0.0%
District 4	0.0%
District 5	0.0%
District 6	0.0%
District 7	0.0%
District 8	0.8%
District 9	0.0%
<b>Total:</b>	<b>100.0%</b>

### Forestry

County	Farm Gate Value
Clayton	\$0
Coweta	\$2,000,000
Fayette	\$31,255
Harris	\$5,658,342
Henry	\$2,556,108
Meriwether	\$6,839,893
Muscogee	\$250,000
Pike	\$906,639
Spalding	\$827,654
Talbot	\$1,500,000
<b>Forestry</b>	<b>\$20,569,891</b>

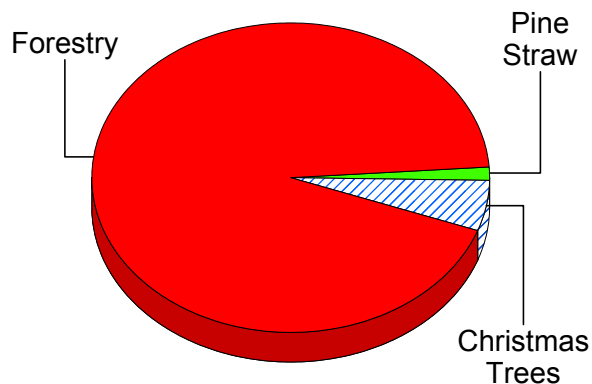
# Georgia Congressional District 3

## Pine Straw

County	Acres	Price	Farm Gate Value
Clayton	0.0	\$35.00	\$0
Coweta	0.0	\$35.00	\$0
Fayette	0.0	\$35.00	\$0
Harris	1,500.0	\$35.00	\$52,500
Henry	0.0	\$35.00	\$0
Meriwether	3,000.0	\$35.00	\$105,000
Muscogee	0.0	\$35.00	\$0
Pike	5,000.0	\$35.00	\$175,000
Spalding	0.0	\$35.00	\$0
Talbot	0.0	\$35.00	\$0
<b>Pine Straw</b>	<b>9,500</b>		<b>\$332,500</b>

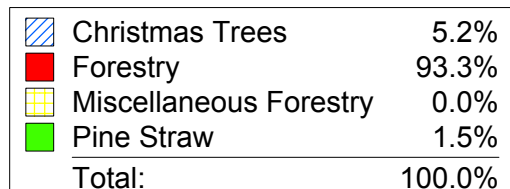
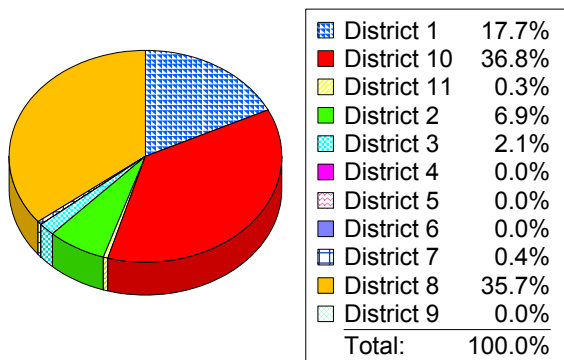
District 3 Total \$22,058,567  
Forestry and Related Prod

## District Farm Gate Value For Forestry and Related Products



Georgia Total: Pine Straw \$15,564,478

## Farm Gate Value by Congressional District For Pine Straw



# Georgia Congressional District 3

## Livestock

Georgia Total: Beef Cows

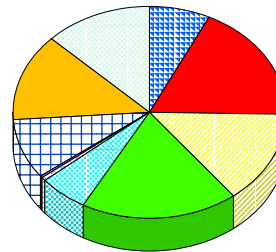
\$283,140,084

### Beef Cattle Finished Outside County

County	Head	Prod.	Price	Farm Gate Value
Clayton	0	0.00	\$0.00	\$0
Coweta	50	500.00	\$0.69	\$17,250
Fayette	1,000	500.00	\$0.69	\$345,000
Harris	580	500.00	\$0.69	\$200,100
Henry	0	0.00	\$0.00	\$0
Meriwether	1,500	500.00	\$0.69	\$517,500
Muscogee	0	0.00	\$0.00	\$0
Pike	240	500.00	\$0.69	\$82,800
Spalding	0	0.00	\$0.00	\$0
Talbot	0	0.00	\$0.00	\$0
<b>Beef Outside County</b>	<b>3,370</b>			<b>\$1,162,650</b>

### Farm Gate Value by Congressional District

For Beef Cows



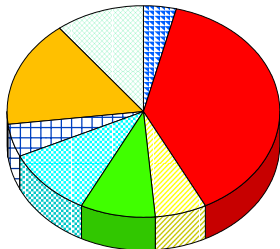
District 1	7.3%
District 10	18.1%
District 11	14.1%
District 2	18.6%
District 3	5.8%
District 4	0.0%
District 5	0.5%
District 6	0.5%
District 7	9.1%
District 8	13.3%
District 9	12.7%
<b>Total:</b>	<b>100.0%</b>

Georgia Total: Beef Cattle Finished Outside County

\$11,019,175

### Farm Gate Value by Congressional District

For Beef Cattle Finished Outside County



District 1	4.0%
District 10	38.7%
District 11	6.0%
District 2	9.0%
District 3	10.6%
District 4	0.0%
District 5	0.0%
District 6	0.0%
District 7	4.9%
District 8	16.4%
District 9	10.6%
<b>Total:</b>	<b>100.0%</b>

### Beef Stockers

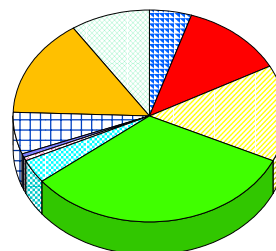
County	Head	Prod.	Price	Farm Gate Value
Clayton	800	300.00	\$0.79	\$189,600
Coweta	1,000	300.00	\$0.79	\$237,000
Fayette	0	0.00	\$0.00	\$0
Harris	850	300.00	\$0.79	\$201,450
Henry	800	300.00	\$0.79	\$189,600
Meriwether	4,100	300.00	\$0.79	\$971,700
Muscogee	0	0.00	\$0.00	\$0
Pike	3,000	300.00	\$0.79	\$711,000
Spalding	0	0.00	\$0.00	\$0
Talbot	0	0.00	\$0.00	\$0
<b>Beef Stockers</b>	<b>10,550</b>			<b>\$2,500,350</b>

Georgia Total: Beef Stockers

\$70,366,722

### Farm Gate Value by Congressional District

For Beef Stockers



District 1	4.9%
District 10	12.3%
District 11	14.7%
District 2	32.4%
District 3	3.6%
District 4	0.0%
District 5	0.6%
District 6	0.6%
District 7	6.5%
District 8	15.0%
District 9	9.5%
<b>Total:</b>	<b>100.0%</b>

### Beef Cows

County	Head	Prod.	Price	Farm Gate Value
Clayton	1,000	373.50	\$0.94	\$351,090
Coweta	3,000	373.50	\$0.94	\$1,053,270
Fayette	4,600	373.50	\$0.94	\$1,615,014
Harris	3,750	373.50	\$0.94	\$1,316,588
Henry	7,200	373.50	\$0.94	\$2,527,848
Meriwether	10,500	373.50	\$0.94	\$3,686,445
Muscogee	300	270.00	\$0.94	\$76,140
Pike	7,300	373.50	\$0.94	\$2,562,957
Spalding	2,500	373.50	\$0.94	\$877,725
Talbot	6,500	373.50	\$0.94	\$2,282,085
<b>Beef Cows</b>	<b>46,650</b>			<b>\$16,349,162</b>

# Georgia Congressional District 3

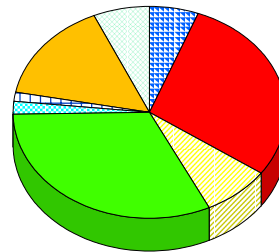
## Catfish

County	Pond Acres	Prod.	Price	Farm Gate Value
Clayton	0	0	\$0.00	\$0
Coweta	10	1,200	\$0.74	\$8,880
Fayette	10	1,400	\$0.74	\$10,360
Harris	7	3,000	\$0.74	\$15,540
Henry	0	0	\$0.00	\$0
Meriwether	140	1,500	\$0.74	\$155,400
Muscogee	0	0	\$0.00	\$0
Pike	200	2,500	\$0.74	\$370,000
Spalding	20	1,000	\$0.74	\$14,800
Talbot	50	1,000	\$0.74	\$37,000
<b>Catfish</b>	<b>437</b>			<b>\$611,980</b>

Georgia Total: Dairy

\$254,294,780

**Farm Gate Value by Congressional District**  
For Dairy

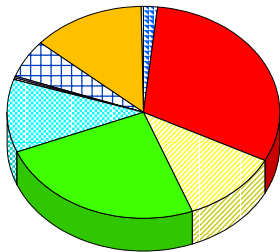


District 1	5.8%
District 10	28.8%
District 11	8.2%
District 2	31.8%
District 3	2.1%
District 4	0.0%
District 5	0.0%
District 6	0.0%
District 7	1.4%
District 8	15.2%
District 9	6.7%
<b>Total</b>	<b>100.0%</b>

Georgia Total: Catfish

\$5,502,834

**Farm Gate Value by Congressional District**  
For Catfish



District 1	1.7%
District 10	30.9%
District 11	11.7%
District 2	24.5%
District 3	11.1%
District 4	0.0%
District 5	0.3%
District 6	0.3%
District 7	5.9%
District 8	13.4%
District 9	0.3%
<b>Total</b>	<b>100.0%</b>

## Goats

County	Head	Prod.	Price	Farm Gate Value
Clayton	50	1.25	\$35.00	\$2,188
Coweta	100	1.25	\$35.00	\$4,375
Fayette	150	1.25	\$35.00	\$6,563
Harris	280	1.25	\$35.00	\$12,250
Henry	200	1.25	\$35.00	\$8,750
Meriwether	1,100	1.25	\$35.00	\$48,125
Muscogee	0	0.00	\$0.00	\$0
Pike	500	1.25	\$35.00	\$21,875
Spalding	100	1.25	\$35.00	\$4,375
Talbot	75	1.25	\$35.00	\$3,281
<b>Goats</b>	<b>2,555</b>			<b>\$111,781</b>

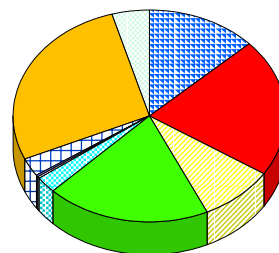
## Dairy

County	Head	Prod.	Price	Farm Gate Value
Clayton	0	0	\$0.00	\$0
Coweta	400	16,500	\$0.17	\$1,117,380
Fayette	0	0	\$0.00	\$0
Harris	0	0	\$0.00	\$0
Henry	100	16,500	\$0.15	\$250,800
Meriwether	450	12,000	\$0.15	\$820,800
Muscogee	0	0	\$0.00	\$0
Pike	400	16,500	\$0.15	\$1,003,200
Spalding	550	17,000	\$0.15	\$1,421,200
Talbot	370	14,000	\$0.15	\$787,360
<b>Dairy</b>	<b>2,270</b>			<b>\$5,400,740</b>

Georgia Total: Goats

\$4,520,819

**Farm Gate Value by Congressional District**  
For Goats



District 1	13.0%
District 10	21.2%
District 11	8.8%
District 2	19.6%
District 3	2.5%
District 4	0.0%
District 5	0.2%
District 6	0.2%
District 7	2.8%
District 8	27.1%
District 9	4.6%
<b>Total</b>	<b>100.0%</b>

# Georgia Congressional District 3

## Horses - Board, Breed, Train

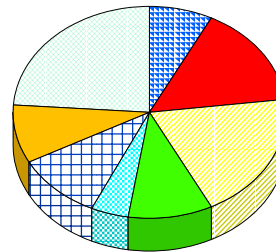
County	Head	Price	Farm Gate Value
Clayton	0	\$0	\$0
Coweta	400	\$3,000	\$1,200,000
Fayette	500	\$3,000	\$1,500,000
Harris	260	\$3,000	\$780,000
Henry	60	\$3,000	\$180,000
Meriwether	1,000	\$3,000	\$3,000,000
Muscogee	350	\$3,000	\$1,050,000
Pike	300	\$3,000	\$900,000
Spalding	300	\$3,000	\$900,000
Talbot	134	\$3,000	\$402,000
<b>Horses - B, B &amp; T</b>	<b>3,304</b>		<b>\$9,912,000</b>

## Georgia Total: Horses - Raised

\$75,396,000

### Farm Gate Value by Congressional District

For Horses - Raised



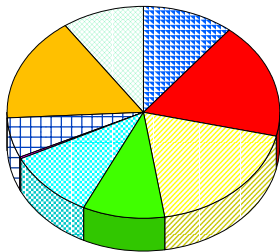
District 1	7.4%
District 10	15.7%
District 11	19.4%
District 2	9.9%
District 3	4.4%
District 4	0.0%
District 5	0.0%
District 6	0.0%
District 7	10.5%
District 8	8.9%
District 9	23.8%
<b>Total:</b>	<b>100.0%</b>

## Georgia Total: Horses - Board, Breed, Train

\$94,581,000

### Farm Gate Value by Congressional District

For Horses - Board, Breed, Train



District 1	10.9%
District 10	17.7%
District 11	18.9%
District 2	9.7%
District 3	10.5%
District 4	0.2%
District 5	0.0%
District 6	0.0%
District 7	6.2%
District 8	16.0%
District 9	9.8%
<b>Total:</b>	<b>100.0%</b>

## Miscellaneous Livestock

### County

County	Farm Gate Value
Clayton	\$8,000
Coweta	\$0
Fayette	\$10,000
Harris	\$0
Henry	\$0
Meriwether	\$3,160,000
Muscogee	\$0
Pike	\$30,000
Spalding	\$0
Talbot	\$0

### Miscellaneous Livestock

\$3,208,000

## Horses - Raised

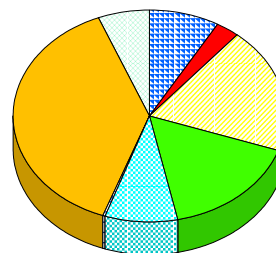
County	Head	Price	Farm Gate Value
Clayton	0	\$0	\$0
Coweta	200	\$2,000	\$400,000
Fayette	500	\$2,000	\$1,000,000
Harris	315	\$2,000	\$630,000
Henry	85	\$2,000	\$170,000
Meriwether	0	\$0	\$0
Muscogee	100	\$2,000	\$200,000
Pike	100	\$2,000	\$200,000
Spalding	350	\$2,000	\$700,000
Talbot	0	\$0	\$0
<b>Horses - Raised</b>	<b>1,650</b>		<b>\$3,300,000</b>

## Georgia Total: Miscellaneous Livestock

\$37,803,583

### Farm Gate Value by Congressional District

For Miscellaneous Livestock



District 1	8.3%
District 10	2.9%
District 11	19.0%
District 2	16.5%
District 3	8.5%
District 4	0.0%
District 5	0.0%
District 6	0.0%
District 7	0.3%
District 8	38.4%
District 9	6.1%
<b>Total:</b>	<b>100.0%</b>

# Georgia Congressional District 3

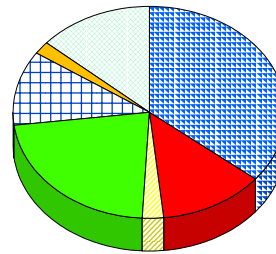
## Pork - Farrow to Finish

County	Head	Prod.	Price	Farm Gate Value
Clayton	0	0	\$0.00	\$0
Coweta	0	0	\$0.00	\$0
Fayette	0	0	\$0.00	\$0
Harris	0	0	\$0.00	\$0
Henry	0	0	\$0.00	\$0
Meriwether	100	3,675	\$0.42	\$154,350
Muscogee	0	0	\$0.00	\$0
Pike	0	0	\$0.00	\$0
Spalding	0	0	\$0.00	\$0
Talbot	0	0	\$0.00	\$0
<b>Pork - Farrow to Finish</b>	<b>100</b>			<b>\$154,350</b>

Georgia Total: Pork - Feeder Pigs

\$16,798,590

### Farm Gate Value by Congressional District For Pork - Feeder Pigs

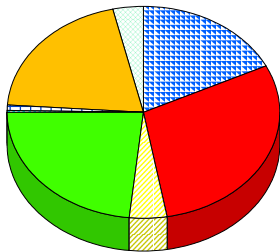


District 1	35.7%
District 10	12.5%
District 11	2.6%
District 2	22.3%
District 3	0.0%
District 4	0.0%
District 5	0.0%
District 6	0.0%
District 7	11.3%
District 8	2.2%
District 9	13.5%
<b>Total</b>	<b>100.0%</b>

Georgia Total: Pork - Farrow to Finish

\$52,839,518

### Farm Gate Value by Congressional District For Pork - Farrow to Finish



District 1	17.7%
District 10	29.4%
District 11	4.5%
District 2	23.5%
District 3	0.3%
District 4	0.0%
District 5	0.0%
District 6	0.0%
District 7	0.6%
District 8	20.4%
District 9	3.6%
<b>Total</b>	<b>100.0%</b>

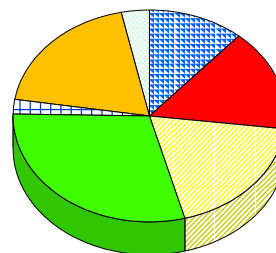
## Pork - Finishing

County	Head	Prod.	Price	Farm Gate Value
Clayton	0	0.00	\$0.00	\$0
Coweta	0	0.00	\$0.00	\$0
Fayette	0	0.00	\$0.00	\$0
Harris	0	0.00	\$0.00	\$0
Henry	0	0.00	\$0.00	\$0
Meriwether	0	0.00	\$0.00	\$0
Muscogee	0	0.00	\$0.00	\$0
Pike	0	0.00	\$0.00	\$0
Spalding	0	0.00	\$0.00	\$0
Talbot	0	0.00	\$0.00	\$0
<b>Pork - Finishing</b>	<b>0</b>			<b>\$0</b>

Georgia Total: Pork - Finishing

\$22,376,605

### Farm Gate Value by Congressional District For Pork - Finishing



District 1	11.3%
District 10	15.6%
District 11	19.0%
District 2	29.4%
District 3	0.0%
District 4	0.0%
District 5	0.0%
District 6	0.0%
District 7	2.1%
District 8	19.2%
District 9	3.4%
<b>Total</b>	<b>100.0%</b>

## Pork - Feeder Pigs

County	Head	Prod.	Price	Farm Gate Value
Clayton	0	0.00	\$0.00	\$0
Coweta	0	0.00	\$0.00	\$0
Fayette	0	0.00	\$0.00	\$0
Harris	0	0.00	\$0.00	\$0
Henry	0	0.00	\$0.00	\$0
Meriwether	0	0.00	\$0.00	\$0
Muscogee	0	0.00	\$0.00	\$0
Pike	0	0.00	\$0.00	\$0
Spalding	0	0.00	\$0.00	\$0
Talbot	0	0.00	\$0.00	\$0
<b>Pork - Feeder Pigs</b>	<b>0</b>			<b>\$0</b>



# Georgia Congressional District 3

## Poultry and Eggs

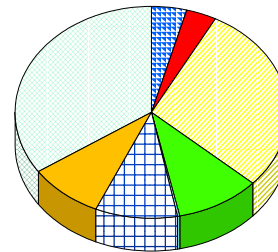
Georgia Total: Broiler

\$2,821,451,502

### Breeder Pullet Unit

County	# Houses	Avg. Cap.	Grower Price	Grower Value
Clayton	0	0	12.00	0
Coweta	0	0	12.00	0
Fayette	0	0	12.00	0
Harris	0	0	12.00	0
Henry	0	0	12.00	0
Meriwether	0	0	12.00	0
Muscogee	0	0	12.00	0
Pike	0	0	12.00	0
Spalding	0	0	12.00	0
Talbot	0	0	12.00	0
<b>Breeder Pullet Unit</b>	<b>0</b>			<b>\$0</b>

### Farm Gate Value by Congressional District For Broiler



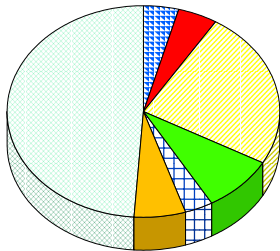
District 1	4.2%
District 10	3.7%
District 11	28.8%
District 2	9.8%
District 3	0.3%
District 4	0.0%
District 5	0.0%
District 6	0.0%
District 7	9.7%
District 8	8.9%
District 9	34.4%
<b>Total:</b>	<b>100.0%</b>

### Georgia Total: Breeder Pullet Unit

\$126,328,440

### Farm Gate Value by Congressional District For Breeder Pullet Unit

For Breeder Pullet Unit



District 1	4.2%
District 10	4.7%
District 11	24.0%
District 2	8.8%
District 3	0.0%
District 4	0.0%
District 5	0.0%
District 6	0.0%
District 7	3.3%
District 8	6.2%
District 9	48.8%
<b>Total:</b>	<b>100.0%</b>

### Hatching Layers

County	# Houses	Avg. Cap.	Grower Price	Grower Value
Clayton	0	0	29.00	0
Coweta	0	0	29.00	0
Fayette	0	0	29.00	0
Harris	3	10,000	29.00	870,000
Henry	0	0	29.00	0
Meriwether	0	0	29.00	0
Muscogee	0	0	29.00	0
Pike	0	0	29.00	0
Spalding	0	0	29.00	0
Talbot	0	0	29.00	0
<b>Hatching Layers</b>	<b>3</b>			<b>\$870,000</b>

### Georgia Total: Hatching Layers

\$279,734,820

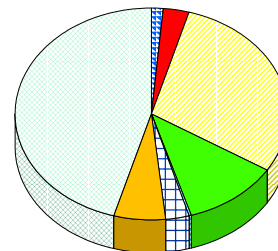
### Broiler

(uses a 96% survival rate)

County	# Houses	Avg. # Cap.	# Batch	Bird Weight	Grower Price	Grower Value	Integr. Price	Integr. Value
Clayton	0	0	0.00	0.00	.00		00.00	0
Coweta	0	0	0.00	0.00	.00		00.00	0
Fayette	0	0	0.00	0.00	.00		00.00	0
Harris	0	0	0.00	0.00	.00		00.00	0
Henry	0	0	0.00	0.00	.00		00.00	0
Meriwether	0	0	0.00	0.00	.00		00.00	0
Muscogee	0	0	0.00	0.00	.00		00.00	0
Pike	30	22,500	5.00	6.00	.05	913,680	00.32	6,220,800
Spalding	8	25,000	5.00	7.00	.05	315,840	00.32	2,150,400
Talbot	0	0	0.00	0.00	.00		00.00	0
<b>Broiler</b>	<b>38</b>					<b>\$1,229,520</b>		<b>\$8,371,200</b>

### Farm Gate Value by Congressional District For Hatching Layers

For Hatching Layers



District 1	1.4%
District 10	3.1%
District 11	29.4%
District 2	11.3%
District 3	0.3%
District 4	0.0%
District 5	0.0%
District 6	0.0%
District 7	2.8%
District 8	6.1%
District 9	45.6%
<b>Total:</b>	<b>100.0%</b>



# Georgia Congressional District 3

## Table Layers

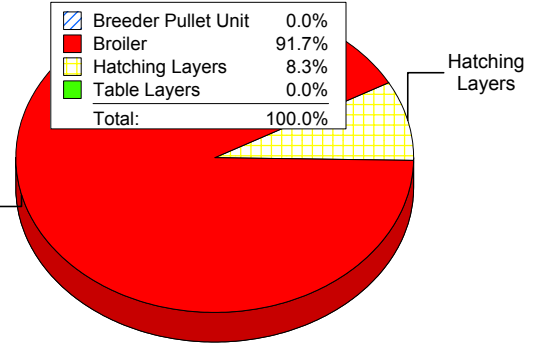
County	# Houses	Avg. Cap.	Grower Price	Grower Value
Clayton	0	0	9.50	0
Coweta	0	0	9.50	0
Fayette	0	0	9.50	0
Harris	0	0	9.50	0
Henry	0	0	9.50	0
Meriwether	0	0	9.50	0
Muscogee	0	0	9.50	0
Pike	0	0	9.50	0
Spalding	0	0	9.50	0
Talbot	0	0	9.50	0

Table Layers 0 \$0

District 3 Poultry and Eggs

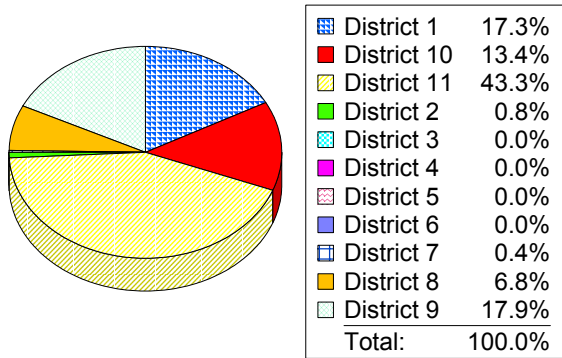
Total \$10,470,720

## District Farm Gate Value For Broilers



Georgia Total: Table Layers \$119,410,393 Broiler

## Farm Gate Value by Congressional District For Table Layers



# Georgia Congressional District 3

## Other

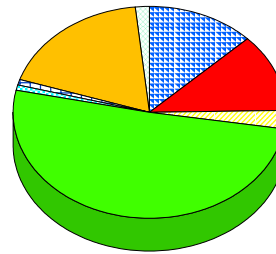
Georgia Total: Government Payments

\$278,485,126

### Crop Insurance

County	Farm Gate Value
Clayton	\$0
Coweta	\$0
Fayette	\$0
Harris	\$116,589
Henry	\$2,498
Meriwether	\$0
Muscogee	\$0
Pike	\$79,170
Spalding	\$3,160
Talbot	\$0
<b>Crop Insurance</b>	<b>\$201,417</b>

### Farm Gate Value by Congressional District For Government Payments

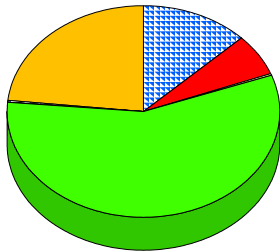


District 1	12.8%
District 10	12.0%
District 11	2.8%
District 2	50.8%
District 3	0.7%
District 4	0.0%
District 5	0.0%
District 6	0.0%
District 7	0.9%
District 8	18.3%
District 9	1.6%
<b>Total</b>	<b>100.0%</b>

Georgia Total: Crop Insurance

\$122,416,851

### Farm Gate Value by Congressional District For Crop Insurance



District 1	12.8%
District 10	6.3%
District 11	0.2%
District 2	57.0%
District 3	0.2%
District 4	0.0%
District 5	0.0%
District 6	0.0%
District 7	0.1%
District 8	23.3%
District 9	0.1%
<b>Total</b>	<b>100.0%</b>

### Hunting Leases - Deer

County	Acres	Price	Farm Gate Value
Clayton	0	\$0.00	\$0
Coweta	8,000	\$8.00	\$64,000
Fayette	2,500	\$8.00	\$20,000
Harris	66,000	\$15.00	\$990,000
Henry	900	\$8.00	\$7,200
Meriwether	150,000	\$8.00	\$1,200,000
Muscogee	30,000	\$8.00	\$240,000
Pike	7,500	\$8.00	\$60,000
Spalding	1,500	\$8.00	\$12,000
Talbot	280,000	\$8.00	\$2,240,000
<b>Hunting Leases - Deer</b>	<b>546,400</b>		<b>\$4,833,200</b>

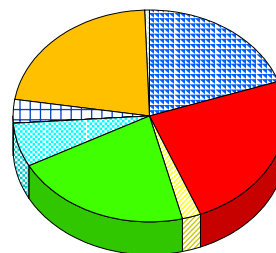
Georgia Total: Hunting Leases - Deer

\$71,202,528

### Government Payments

County	Farm Gate Value
Clayton	\$0
Coweta	\$0
Fayette	\$43,397
Harris	\$0
Henry	\$529,133
Meriwether	\$419,223
Muscogee	\$0
Pike	\$680,795
Spalding	\$163,370
Talbot	\$0
<b>Government Payments</b>	<b>\$1,835,918</b>

### Farm Gate Value by Congressional District For Hunting Leases - Deer



District 1	19.6%
District 10	24.4%
District 11	2.0%
District 2	21.2%
District 3	6.8%
District 4	0.0%
District 5	0.0%
District 6	0.0%
District 7	3.6%
District 8	22.0%
District 9	0.4%
<b>Total</b>	<b>100.0%</b>

# Georgia Congressional District 3

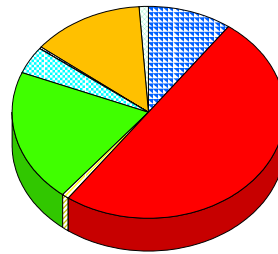
## Hunting Leases - Duck

County	Acres	Price	Farm Gate Value
Clayton	0	\$0.00	\$0
Coweta	0	\$0.00	\$0
Fayette	0	\$0.00	\$0
Harris	0	\$0.00	\$0
Henry	0	\$0.00	\$0
Meriwether	200	\$50.00	\$10,000
Muscogee	0	\$0.00	\$0
Pike	10	\$50.00	\$500
Spalding	0	\$0.00	\$0
Talbot	100	\$50.00	\$5,000
<b>Hunting Leases - Duck</b>	<b>310</b>		<b>\$15,500</b>

Georgia Total: Hunting Leases - Turkey

\$3,487,636

**Farm Gate Value by Congressional District**  
For Hunting Leases - Turkey

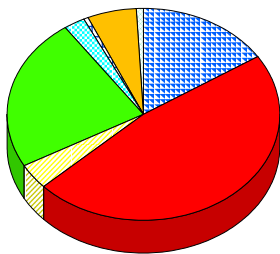


District 1	10.0%
District 10	50.1%
District 11	0.7%
District 2	20.3%
District 3	4.2%
District 4	0.0%
District 5	0.0%
District 6	0.0%
District 7	0.1%
District 8	13.5%
District 9	1.0%
<b>Total:</b>	<b>100.0%</b>

Georgia Total: Hunting Leases - Duck

\$682,500

**Farm Gate Value by Congressional District**  
For Hunting Leases - Duck



District 1	15.8%
District 10	47.3%
District 11	3.8%
District 2	23.6%
District 3	2.3%
District 4	0.0%
District 5	0.0%
District 6	0.0%
District 7	0.7%
District 8	5.9%
District 9	0.7%
<b>Total:</b>	<b>100.0%</b>

## Miscellaneous

County

Farm Gate Value

Clayton	\$0
Coweta	\$0
Fayette	\$0
Harris	\$0
Henry	\$0
Meriwether	\$0
Muscogee	\$0
Pike	\$0
Spalding	\$0
Talbot	\$0
<b>Miscellaneous</b>	<b>\$0</b>

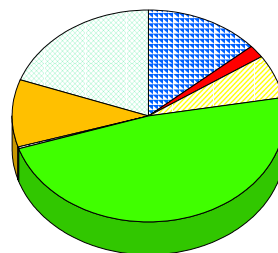
## Hunting Leases - Turkey

County	Acres	Price	Farm Gate Value
Clayton	0	\$0.00	\$0
Coweta	4,000	\$2.00	\$8,000
Fayette	0	\$0.00	\$0
Harris	15,000	\$2.00	\$30,000
Henry	900	\$2.00	\$1,800
Meriwether	50,000	\$2.00	\$100,000
Muscogee	0	\$0.00	\$0
Pike	2,000	\$2.00	\$4,000
Spalding	500	\$2.00	\$1,000
Talbot	100	\$2.00	\$200
<b>Hunting Leases - Turkey</b>	<b>72,500</b>		<b>\$145,000</b>

Georgia Total: Miscellaneous

\$27,636,730

**Farm Gate Value by Congressional District**  
For Miscellaneous

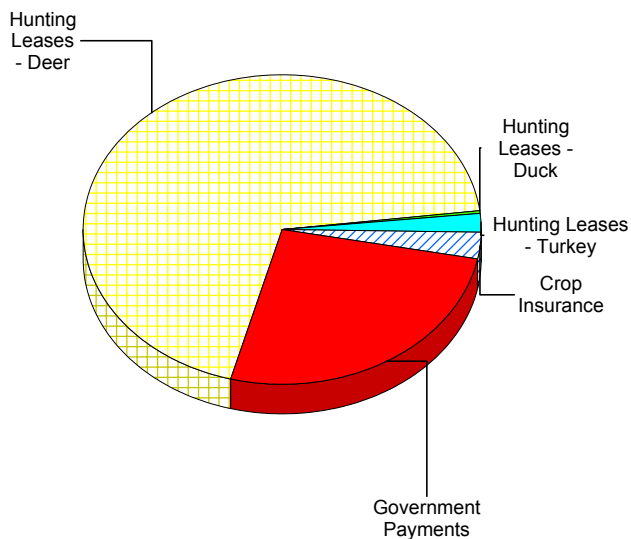









District 1	13.6%
District 10	2.0%
District 11	6.6%
District 2	47.9%
District 3	0.0%
District 4	0.0%
District 5	0.0%
District 6	0.0%
District 7	0.3%
District 8	10.3%
District 9	19.4%
<b>Total:</b>	<b>100.0%</b>

# Georgia Congressional District 3

District 3      Total      \$7,031,035  
Other

## District Farm Gate Value For Other



	Crop Insurance	2.9%
	Government Payments	26.1%
	Hunting Leases - Deer	68.7%
	Hunting Leases - Duck	0.2%
	Hunting Leases - Turkey	2.1%
	Miscellaneous	0.0%
	Miscellaneous Other	0.0%
Total:		100.0%