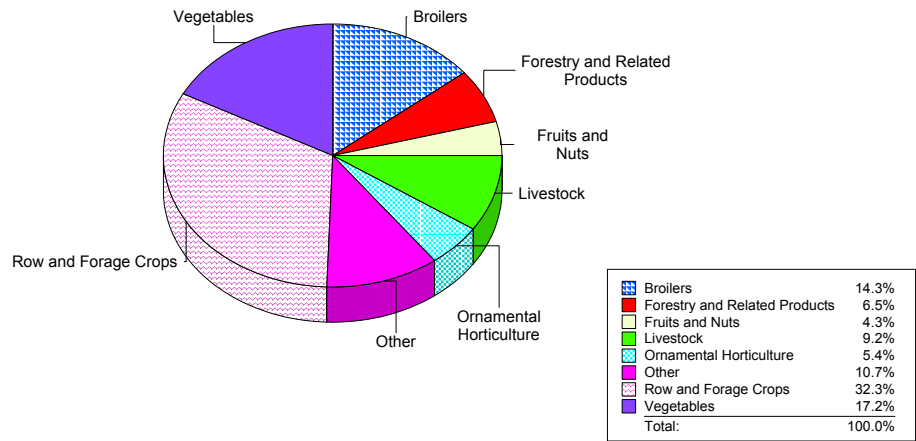


2000 Farm Gate Value, Summary Tables

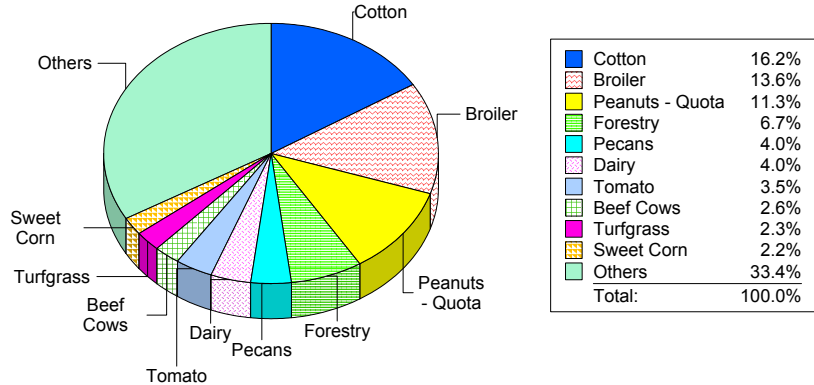
County Farm Gate Value

Baker	76,976,266
Brooks	101,388,239
Calhoun	57,355,327
Chattahoochee	4,864,606
Clay	18,119,890
Colquitt	182,540,594
Cook	64,542,731
Crisp	62,227,917
Decatur	197,785,885
Dougherty	35,704,530
Early	75,685,808
Grady	105,872,903
Lee	67,096,439
Lowndes	59,766,328
Macon	126,457,735
Marion	46,006,337
Miller	66,542,143
Mitchell	197,868,812
Quitman	5,501,137
Randolph	44,996,506
Schley	14,911,351
Seminole	66,209,003
Stewart	28,670,153
Sumter	109,226,041
Taylor	31,831,990
Terrell	40,823,760
Thomas	76,166,846
Tift	115,824,858
Turner	56,884,633
Webster	17,585,081
Worth	89,876,848
District 2	2,245,310,696

Total Farm Gate Value For District 2



Top Ten Commodities For District 2



	Broilers	Forestry and Related Products	Fruits and Nuts	Livestock	Ornamental Horticulture	Other	Row and Forage Crops	Vegetables	Total Farm Gate
District 1	\$147,025,193	\$143,510,535	\$17,838,026	\$77,235,170	\$34,093,587	\$69,549,286	\$162,626,299	\$117,620,513	\$769,498,609
District 2	\$321,069,490	\$146,284,324	\$96,265,489	\$207,169,539	\$121,906,840	\$240,498,036	\$725,511,521	\$386,605,458	\$2,245,310,696
District 3	\$10,470,720	\$22,058,567	\$3,785,650	\$42,768,825	\$30,611,773	\$7,031,035	\$8,688,378	\$1,250,570	\$126,665,518
District 4	\$0	\$173,308	\$0	\$216,000	\$1,909,500	\$0	\$0	\$0	\$2,298,808
District 5	\$0	\$1,061,585	\$136,010	\$1,759,667	\$25,203,365	\$19,234	\$137,045	\$0	\$28,316,906
District 6	\$0	\$1,101,545	\$136,010	\$1,759,667	\$26,799,860	\$19,234	\$137,045	\$0	\$29,953,361
District 7	\$286,279,615	\$23,058,092	\$233,713	\$51,796,547	\$31,829,220	\$5,379,006	\$16,435,774	\$710,831	\$415,722,798
District 8	\$285,427,546	\$184,073,770	\$74,530,791	\$142,603,381	\$61,709,566	\$98,516,453	\$365,511,421	\$115,523,807	\$1,327,896,735
District 9	\$1,182,551,506	\$29,867,181	\$8,788,079	\$95,815,637	\$44,916,690	\$10,352,341	\$15,651,091	\$7,319,665	\$1,395,262,190
District 10	\$136,534,996	\$145,560,247	\$5,729,820	\$197,065,553	\$73,297,083	\$61,153,731	\$113,114,880	\$5,045,600	\$737,501,909
District 11	\$977,566,089	\$28,865,874	\$2,746,633	\$119,542,981	\$83,281,000	\$11,393,015	\$22,261,286	\$1,320,668	\$1,246,977,545
Georgia	\$3,346,925,155	\$725,615,027	\$210,190,220	\$937,732,966	\$535,558,482	\$503,911,371	\$1,430,074,743	\$635,397,111	\$8,325,405,075

Georgia Congressional District 2

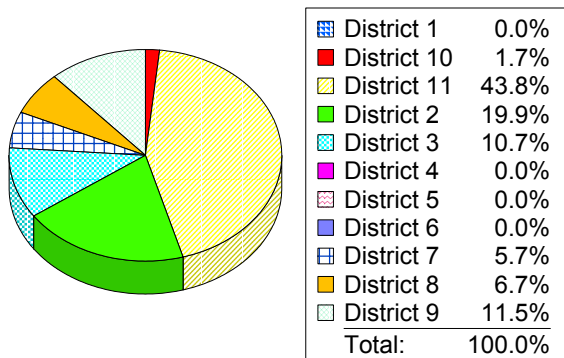
Row and Forage Crops

Barley

County	Acres	Yield	Price	Farm Gate Value
Baker	0.0	0.0	\$2.36	\$0
Brooks	0.0	0.0	\$2.36	\$0
Calhoun	0.0	0.0	\$2.36	\$0
Chattahoo.	0.0	0.0	\$2.36	\$0
Clay	0.0	0.0	\$2.36	\$0
Colquitt	0.0	0.0	\$2.36	\$0
Cook	0.0	0.0	\$2.36	\$0
Crisp	0.0	0.0	\$2.36	\$0
Decatur	0.0	0.0	\$2.36	\$0
Dougherty	0.0	0.0	\$2.36	\$0
Early	0.0	0.0	\$2.36	\$0
Grady	0.0	0.0	\$2.36	\$0
Lee	0.0	0.0	\$2.36	\$0
Lowndes	0.0	0.0	\$2.36	\$0
Macon	70.0	50.0	\$2.36	\$8,260
Marion	0.0	0.0	\$2.36	\$0
Miller	0.0	0.0	\$2.36	\$0
Mitchell	0.0	0.0	\$2.36	\$0
Quitman	0.0	0.0	\$2.36	\$0
Randolph	0.0	0.0	\$2.36	\$0
Schley	0.0	0.0	\$2.36	\$0
Seminole	60.0	70.0	\$2.36	\$9,912
Stewart	0.0	0.0	\$2.36	\$0
Sumter	0.0	0.0	\$2.36	\$0
Taylor	58.0	60.0	\$2.36	\$8,213
Terrell	0.0	0.0	\$2.36	\$0
Thomas	0.0	0.0	\$2.36	\$0
Tift	0.0	0.0	\$2.36	\$0
Turner	0.0	0.0	\$2.36	\$0
Webster	0.0	0.0	\$2.36	\$0
Worth	0.0	0.0	\$2.36	\$0
Barley	188			\$26,385

Georgia Total \$132,849

Farm Gate Value by Congressional District For Barley

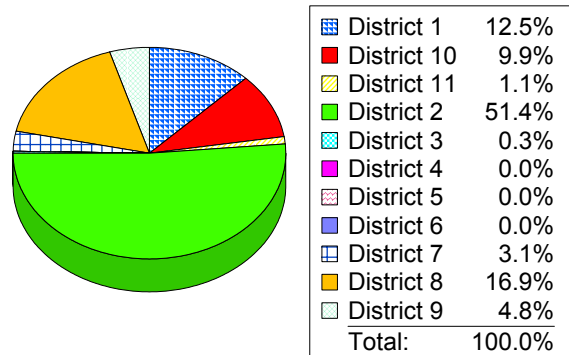


Corn

County	Acres	Yield	Price	Farm Gate Value
Baker	12,000.0	170.0	\$2.15	\$4,386,000
Brooks	3,500.0	120.0	\$2.15	\$903,000
Calhoun	4,745.0	65.0	\$2.15	\$663,114
Chattahoo.	50.0	80.0	\$2.15	\$8,600
Clay	1,290.0	105.0	\$2.15	\$291,218
Colquitt	3,079.0	71.0	\$2.15	\$470,009
Cook	2,000.0	110.0	\$2.15	\$473,000
Crisp	1,360.0	100.0	\$2.15	\$292,400
Decatur	6,107.0	165.0	\$2.50	\$2,519,138
Dougherty	1,570.0	125.0	\$2.15	\$421,938
Early	7,822.0	90.0	\$2.15	\$1,513,557
Grady	17,340.0	45.0	\$2.15	\$1,677,645
Lee	7,103.5	110.0	\$2.15	\$1,679,978
Lowndes	5,500.0	70.0	\$2.15	\$827,750
Macon	5,215.0	125.0	\$2.15	\$1,401,531
Marion	1,000.0	30.0	\$2.15	\$64,500
Miller	13,041.0	150.0	\$2.15	\$4,205,723
Mitchell	9,080.0	145.0	\$2.15	\$2,830,690
Quitman	36.0	110.0	\$2.15	\$8,514
Randolph	4,912.0	120.0	\$2.15	\$1,267,296
Schley	934.0	95.0	\$2.15	\$190,770
Seminole	11,259.0	170.0	\$2.15	\$4,115,165
Stewart	750.7	45.0	\$2.15	\$72,630
Sumter	8,500.0	145.0	\$2.15	\$2,649,875
Taylor	580.0	75.0	\$2.15	\$93,525
Terrell	4,819.0	150.0	\$2.15	\$1,554,128
Thomas	9,120.0	130.0	\$2.15	\$2,549,040
Tift	1,656.0	160.0	\$2.15	\$569,664
Turner	1,618.0	100.0	\$2.15	\$347,870
Webster	1,240.0	90.0	\$2.15	\$239,940
Worth	4,935.0	120.0	\$2.15	\$1,273,230
Corn	152,162			\$39,561,435

Georgia Total \$77,023,882

Farm Gate Value by Congressional District For Corn



Georgia Congressional District 2

Cotton

County	Acres	Yield	Price	Farm Gate Value
Baker	21,000.0	950.0	\$0.68	\$13,566,000
Brooks	47,066.0	630.0	\$0.68	\$20,163,074
Calhoun	23,109.0	650.0	\$0.68	\$10,214,178
Chattahoo.	0.0	0.0	\$0.68	\$0
Clay	6,255.0	650.0	\$0.68	\$2,764,710
Colquitt	67,909.0	570.0	\$0.68	\$26,321,528
Cook	22,000.0	750.0	\$0.68	\$11,220,000
Crisp	36,000.0	550.0	\$0.68	\$13,464,000
Decatur	42,250.0	850.0	\$0.68	\$24,420,500
Dougherty	10,627.0	585.0	\$0.68	\$4,227,421
Early	41,598.1	575.0	\$0.68	\$16,264,857
Grady	21,582.0	490.0	\$0.68	\$7,191,122
Lee	32,490.4	600.0	\$0.68	\$13,256,083
Lowndes	10,613.0	550.0	\$0.68	\$3,969,262
Macon	27,928.0	480.0	\$0.68	\$9,115,699
Marion	800.0	500.0	\$0.68	\$272,000
Miller	33,768.0	750.0	\$0.68	\$17,221,680
Mitchell	53,453.0	650.0	\$0.68	\$23,626,226
Quitman	1,135.0	600.0	\$0.68	\$463,080
Randolph	10,764.0	750.0	\$0.68	\$5,489,640
Schley	2,007.0	150.0	\$0.68	\$204,714
Seminole	27,959.0	820.0	\$0.68	\$15,589,938
Stewart	5,023.8	583.0	\$0.68	\$1,991,635
Sumter	36,750.0	740.0	\$0.68	\$18,492,600
Taylor	6,237.0	585.0	\$0.68	\$2,481,079
Terrell	17,193.0	650.0	\$0.68	\$7,599,306
Thomas	38,350.0	645.0	\$0.68	\$16,820,310
Tift	22,851.0	600.0	\$0.68	\$9,323,208
Turner	28,387.0	600.0	\$0.68	\$11,581,896
Webster	7,590.0	400.0	\$0.68	\$2,064,480
Worth	52,444.0	583.0	\$0.68	\$20,790,899
Cotton	755,139			\$330,171,127

Hay

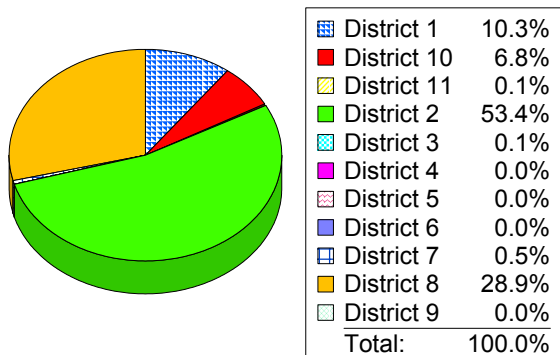
County	Acres	Yield	Price	Farm Gate Value
Baker	1,700.0	5.0	\$55.00	\$467,500
Brooks	1,400.0	2.5	\$55.00	\$192,500
Calhoun	6,300.0	4.0	\$55.00	\$1,386,000
Chattahoo.	250.0	2.0	\$55.00	\$27,500
Clay	1,200.0	2.4	\$55.00	\$158,400
Colquitt	5,380.0	2.8	\$55.00	\$828,520
Cook	2,000.0	4.0	\$55.00	\$440,000
Crisp	5,000.0	2.5	\$55.00	\$687,500
Decatur	2,000.0	3.5	\$55.00	\$385,000
Dougherty	700.0	2.4	\$55.00	\$92,400
Early	2,000.0	2.0	\$55.00	\$220,000
Grady	1,850.0	3.0	\$55.00	\$305,250
Lee	3,500.0	2.4	\$55.00	\$462,000
Lowndes	5,000.0	8.0	\$55.00	\$2,200,000
Macon	5,000.0	2.0	\$70.00	\$700,000
Marion	2,300.0	5.0	\$55.00	\$632,500
Miller	5,000.0	3.0	\$55.00	\$825,000
Mitchell	2,000.0	4.0	\$55.00	\$440,000
Quitman	350.0	2.0	\$55.00	\$38,500
Randolph	5,326.0	4.0	\$55.00	\$1,171,720
Schley	1,200.0	2.5	\$55.00	\$165,000
Seminole	5,000.0	2.5	\$55.00	\$687,500
Stewart	492.3	2.4	\$55.00	\$64,984
Sumter	4,500.0	2.2	\$55.00	\$544,500
Taylor	6,500.0	3.5	\$65.00	\$1,478,750
Terrell	0.0	0.0	\$0.00	\$0
Thomas	4,300.0	2.5	\$55.00	\$591,250
Tift	9,500.0	3.5	\$55.00	\$1,828,750
Turner	948.0	2.0	\$55.00	\$104,280
Webster	1,000.0	1.5	\$65.00	\$97,500
Worth	4,000.0	2.4	\$55.00	\$528,000
Hay	95,696			\$17,750,804

Georgia Total \$618,817,220

Georgia Total \$97,526,076

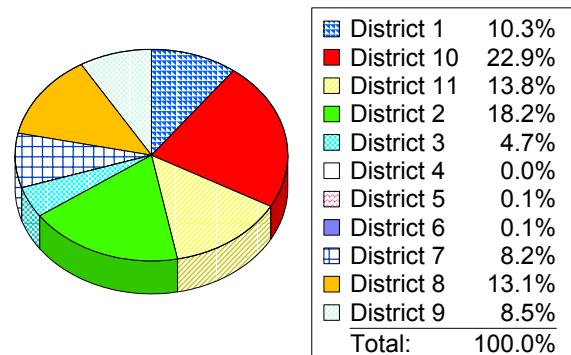
Farm Gate Value by Congressional District

For Cotton



Farm Gate Value by Congressional District

For Hay



Georgia Congressional District 2

Miscellaneous Row Crops

County	Farm Gate Value
Baker	\$0
Brooks	\$985,200
Calhoun	\$0
Chattahoo.	\$0
Clay	\$5,000
Colquitt	\$0
Cook	\$0
Crisp	\$0
Decatur	\$0
Dougherty	\$0
Early	\$0
Grady	\$459,400
Lee	\$0
Lowndes	\$0
Macon	\$0
Marion	\$0
Miller	\$0
Mitchell	\$235,200
Quitman	\$0
Randolph	\$59,532
Schley	\$0
Seminole	\$0
Stewart	\$0
Sumter	\$0
Taylor	\$0
Terrell	\$971,718
Thomas	\$0
Tift	\$1,200
Turner	\$6,000
Webster	\$0
Worth	\$430,000
Miscellaneous Row Crops	\$3,153,250

Oats

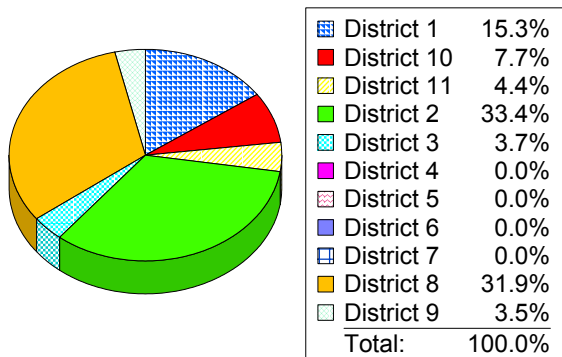
County	Acres	Yield	Price	Farm Gate Value
Baker	600.0	55.0	\$1.25	\$41,250
Brooks	834.0	50.0	\$1.25	\$52,125
Calhoun	390.0	40.0	\$1.25	\$19,500
Chattahoo.	0.0	0.0	\$0.00	\$0
Clay	125.0	70.0	\$1.25	\$10,938
Colquitt	202.0	60.0	\$1.25	\$15,150
Cook	0.0	0.0	\$0.00	\$0
Crisp	480.0	70.0	\$1.25	\$42,000
Decatur	875.0	58.0	\$1.25	\$63,438
Dougherty	85.0	75.0	\$1.25	\$7,969
Early	1,818.4	80.0	\$1.75	\$254,576
Grady	670.0	73.0	\$1.25	\$61,138
Lee	87.3	72.0	\$1.25	\$7,857
Lowndes	750.0	70.0	\$1.25	\$65,625
Macon	226.0	110.0	\$1.25	\$31,075
Marion	400.0	60.0	\$1.25	\$30,000
Miller	806.0	65.0	\$1.25	\$65,488
Mitchell	602.0	65.0	\$1.25	\$48,913
Quitman	42.0	60.0	\$1.25	\$3,150
Randolph	0.0	0.0	\$0.00	\$0
Schley	103.0	85.0	\$1.25	\$10,944
Seminole	1,610.0	82.0	\$1.25	\$165,025
Stewart	1,069.3	72.0	\$1.25	\$96,237
Sumter	630.0	110.0	\$1.25	\$86,625
Taylor	595.0	92.0	\$1.35	\$73,899
Terrell	1,265.0	60.0	\$1.25	\$94,875
Thomas	328.0	65.0	\$1.25	\$26,650
Tift	193.0	60.0	\$1.25	\$14,475
Turner	191.0	70.0	\$1.25	\$16,713
Webster	950.0	60.0	\$1.25	\$71,250
Worth	978.0	80.0	\$1.25	\$97,800
Oats	16,905			\$1,574,682

Georgia Total **\$9,439,059**

Georgia Total **\$4,378,925**

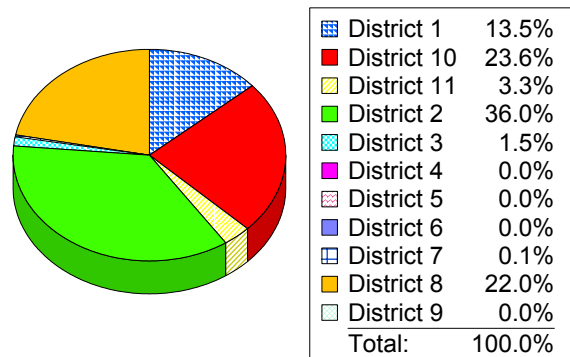
Farm Gate Value by Congressional District

For Miscellaneous Row Crops



Farm Gate Value by Congressional District

For Oats



Georgia Congressional District 2

Peanuts - Additional

County	Acres	Yield	Price	Farm Gate Value
Baker	6,000.0	3,400	\$0.180	\$3,672,000
Brooks	400.0	3,047	\$0.180	\$219,384
Calhoun	3,270.0	2,700	\$0.180	\$1,589,220
Chattahoo.	0.0	0	\$0.000	\$0
Clay	1,085.0	2,500	\$0.180	\$488,250
Colquitt	3,280.0	2,800	\$0.180	\$1,653,120
Cook	500.0	2,800	\$0.180	\$252,000
Crisp	1,795.0	1,766	\$0.180	\$570,595
Decatur	4,801.0	3,784	\$0.225	\$4,087,571
Dougherty	800.0	2,800	\$0.180	\$403,200
Early	3,675.3	2,702	\$0.180	\$1,787,519
Grady	1,569.0	2,561	\$0.180	\$723,278
Lee	727.3	2,750	\$0.180	\$359,999
Lowndes	1,048.0	3,084	\$0.180	\$581,766
Macon	3,500.0	395	\$0.180	\$248,850
Marion	200.0	2,000	\$0.180	\$72,000
Miller	3,451.0	3,400	\$0.180	\$2,112,012
Mitchell	8,776.0	3,313	\$0.180	\$5,233,480
Quitman	0.0	0	\$0.000	\$0
Randolph	2,807.0	2,700	\$0.180	\$1,364,202
Schley	175.0	1,921	\$0.180	\$60,512
Seminole	3,879.0	3,412	\$0.180	\$2,382,327
Stewart	459.0	2,439	\$0.180	\$201,510
Sumter	4,000.0	2,400	\$0.180	\$1,728,000
Taylor	0.0	0	\$0.000	\$0
Terrell	0.0	0	\$0.000	\$0
Thomas	765.0	2,650	\$0.180	\$364,905
Tift	3,762.0	2,550	\$0.180	\$1,726,758
Turner	1,111.0	2,484	\$0.180	\$496,750
Webster	0.0	0	\$0.000	\$0
Worth	3,536.0	2,334	\$0.180	\$1,485,544

Peanuts - Additional
65,372

\$33,864,751

Peanuts - Quota

County	Acres	Yield	Price	Farm Gate Value
Baker	11,000.0	3,400	\$0.305	\$11,407,000
Brooks	5,377.0	3,047	\$0.305	\$4,997,034
Calhoun	11,044.0	3,304	\$0.305	\$11,129,260
Chattahoo.	0.0	0	\$0.000	\$0
Clay	6,500.0	2,500	\$0.305	\$4,956,250
Colquitt	9,190.0	2,800	\$0.305	\$7,848,260
Cook	7,000.0	2,800	\$0.305	\$5,978,000
Crisp	11,528.0	1,766	\$0.305	\$6,209,327
Decatur	14,135.0	3,784	\$0.338	\$18,051,809
Dougherty	4,167.0	2,800	\$0.305	\$3,558,618
Early	21,571.2	2,702	\$0.305	\$17,777,042
Grady	6,697.0	2,561	\$0.305	\$5,231,060
Lee	9,483.9	2,750	\$0.305	\$7,954,646
Lowndes	341.0	3,084	\$0.305	\$320,751
Macon	3,500.0	2,647	\$0.305	\$2,825,673
Marion	2,750.0	2,000	\$0.305	\$1,677,500
Miller	17,000.0	3,400	\$0.305	\$17,629,000
Mitchell	11,992.0	3,313	\$0.305	\$12,117,496
Quitman	1,232.0	2,750	\$0.305	\$1,033,340
Randolph	11,227.0	2,700	\$0.305	\$9,245,435
Schley	1,711.2	1,921	\$0.305	\$1,002,601
Seminole	9,830.0	3,412	\$0.305	\$10,229,688
Stewart	3,847.7	2,439	\$0.305	\$2,862,285
Sumter	10,500.0	3,400	\$0.305	\$10,888,500
Taylor	1,434.0	2,400	\$0.305	\$1,049,688
Terrell	12,758.0	2,247	\$0.305	\$8,743,504
Thomas	3,570.0	2,600	\$0.305	\$2,831,010
Tift	11,285.0	2,550	\$0.305	\$8,776,909
Turner	12,190.0	2,484	\$0.305	\$9,235,388
Webster	9,438.8	1,990	\$0.305	\$5,728,880
Worth	26,584.0	2,334	\$0.305	\$18,924,352

Peanuts - Quota
268,884

\$230,220,303

Georgia Total

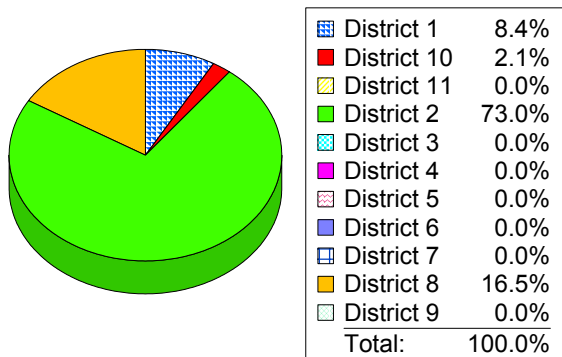
\$46,377,049

Georgia Total

\$353,238,840

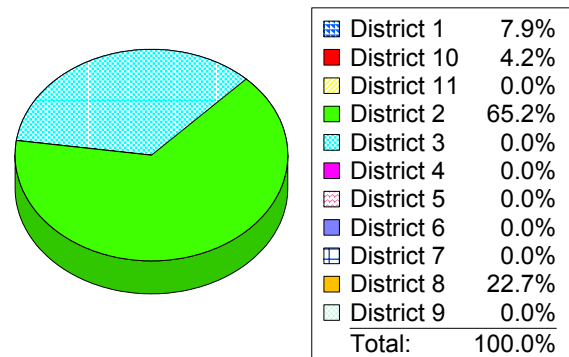
Farm Gate Value by Congressional District

For Peanuts - Additional



Farm Gate Value by Congressional District

For Peanuts - Quota



Georgia Congressional District 2

Rye

County	Acres	Yield	Price	Farm Gate Value
Baker	3,000.0	23.0	\$6.00	\$414,000
Brooks	297.0	21.0	\$6.00	\$37,422
Calhoun	167.0	32.0	\$6.00	\$32,064
Chattahoo.	0.0	0.0	\$0.00	\$0
Clay	784.0	30.0	\$6.00	\$141,120
Colquitt	1,711.0	21.0	\$6.00	\$215,586
Cook	2,500.0	30.0	\$6.00	\$450,000
Crisp	710.0	30.0	\$6.00	\$127,800
Decatur	0.0	0.0	\$0.00	\$0
Dougherty	0.0	0.0	\$0.00	\$0
Early	399.9	25.0	\$6.00	\$59,985
Grady	167.0	27.0	\$6.00	\$27,054
Lee	624.8	26.0	\$6.00	\$97,469
Lowndes	200.0	20.0	\$6.00	\$24,000
Macon	2,500.0	30.0	\$6.00	\$450,000
Marion	500.0	20.0	\$6.00	\$60,000
Miller	90.0	15.0	\$6.00	\$8,100
Mitchell	677.0	28.0	\$6.00	\$113,736
Quitman	697.0	30.0	\$6.00	\$125,460
Randolph	905.0	28.0	\$6.00	\$152,040
Schley	108.0	40.0	\$6.00	\$25,920
Seminole	280.0	40.0	\$6.00	\$67,200
Stewart	1,954.3	26.0	\$6.00	\$304,871
Sumter	800.0	40.0	\$6.00	\$192,000
Taylor	1,480.0	27.0	\$6.00	\$239,760
Terrell	403.0	30.0	\$6.00	\$72,540
Thomas	235.0	28.0	\$6.00	\$39,480
Tift	485.0	35.0	\$6.00	\$101,850
Turner	1,526.0	30.0	\$6.00	\$274,680
Webster	900.0	20.0	\$6.00	\$108,000
Worth	1,182.0	26.0	\$6.00	\$184,392
Rye	25,283			\$4,146,529

Silage

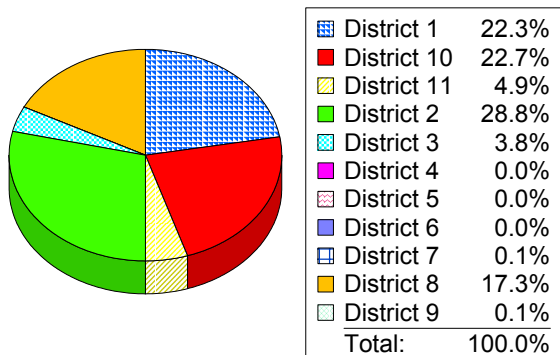
County	Acres	Yield	Price	Farm Gate Value
Baker	150.0	16.0	\$21.00	\$50,400
Brooks	3,400.0	20.0	\$21.00	\$1,428,000
Calhoun	0.0	0.0	\$0.00	\$0
Chattahoo.	0.0	0.0	\$0.00	\$0
Clay	0.0	0.0	\$0.00	\$0
Colquitt	250.0	13.0	\$21.00	\$68,250
Cook	100.0	10.0	\$21.00	\$21,000
Crisp	0.0	0.0	\$0.00	\$0
Decatur	260.0	25.0	\$21.00	\$136,500
Dougherty	0.0	0.0	\$0.00	\$0
Early	0.0	0.0	\$0.00	\$0
Grady	1,600.0	13.0	\$21.00	\$436,800
Lee	0.0	0.0	\$0.00	\$0
Lowndes	0.0	0.0	\$0.00	\$0
Macon	3,500.0	15.0	\$25.00	\$1,312,500
Marion	0.0	0.0	\$0.00	\$0
Miller	250.0	22.0	\$21.00	\$115,500
Mitchell	2,000.0	10.0	\$15.00	\$300,000
Quitman	0.0	0.0	\$0.00	\$0
Randolph	66.0	12.0	\$21.00	\$16,632
Schley	0.0	0.0	\$0.00	\$0
Seminole	800.0	14.0	\$21.00	\$235,200
Stewart	0.0	0.0	\$0.00	\$0
Sumter	1,500.0	12.0	\$21.00	\$378,000
Taylor	0.0	0.0	\$0.00	\$0
Terrell	0.0	0.0	\$0.00	\$0
Thomas	130.0	15.0	\$21.00	\$40,950
Tift	360.0	13.0	\$21.00	\$98,280
Turner	200.0	13.0	\$21.00	\$54,600
Webster	200.0	8.0	\$21.00	\$33,600
Worth	400.0	15.0	\$21.00	\$126,000
Silage	15,166			\$4,852,212

Georgia Total

\$14,406,249

Farm Gate Value by Congressional District

For Rye

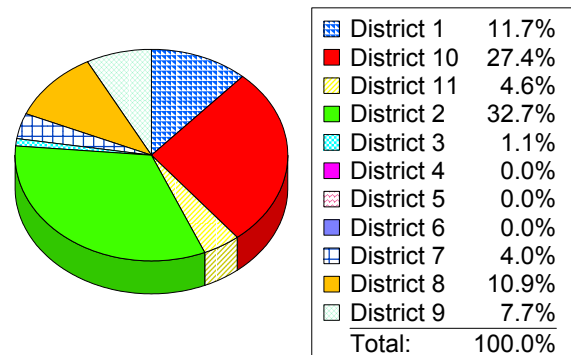


Georgia Total

\$14,849,158

Farm Gate Value by Congressional District

For Silage



Georgia Congressional District 2

Sorghum

County	Acres	Yield	Price	Farm Gate Value
Baker	2,800.0	45.0	\$1.90	\$239,400
Brooks	494.0	80.0	\$1.90	\$75,088
Calhoun	3,228.0	18.0	\$1.90	\$110,398
Chattahoo.	0.0	0.0	\$0.00	\$0
Clay	1,282.0	65.0	\$1.90	\$158,327
Colquitt	281.0	54.0	\$1.90	\$28,831
Cook	0.0	0.0	\$0.00	\$0
Crisp	830.0	40.0	\$1.90	\$63,080
Decatur	707.0	40.0	\$1.90	\$53,732
Dougherty	498.0	55.0	\$1.90	\$52,041
Early	2,193.4	55.0	\$1.90	\$229,210
Grady	1,066.0	39.0	\$1.90	\$78,991
Lee	577.1	50.0	\$2.50	\$72,138
Lowndes	100.0	50.0	\$1.90	\$9,500
Macon	950.0	35.0	\$1.90	\$63,175
Marion	300.0	30.0	\$1.90	\$17,100
Miller	343.0	50.0	\$1.90	\$32,585
Mitchell	285.0	50.0	\$1.90	\$27,075
Quitman	39.0	25.0	\$1.90	\$1,853
Randolph	3,211.0	28.0	\$1.90	\$170,825
Schley	85.0	40.0	\$1.90	\$6,460
Seminole	1,239.0	48.0	\$1.90	\$112,997
Stewart	56.0	45.0	\$1.90	\$4,788
Sumter	850.0	12.0	\$1.90	\$19,380
Taylor	550.0	60.0	\$2.00	\$66,000
Terrell	1,044.0	45.0	\$1.90	\$89,262
Thomas	955.0	48.0	\$1.90	\$87,096
Tift	231.0	60.0	\$1.90	\$26,334
Turner	835.0	50.0	\$1.90	\$79,325
Webster	100.0	40.0	\$1.90	\$7,600
Worth	695.0	45.0	\$1.90	\$59,423
Sorghum	25,825			\$2,042,012

Soybeans

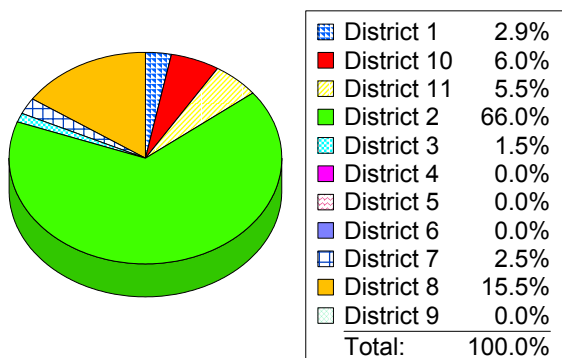
County	Acres	Yield	Price	Farm Gate Value
Baker	2,500.0	55.0	\$5.30	\$728,750
Brooks	985.0	30.0	\$5.30	\$156,615
Calhoun	124.0	8.0	\$5.30	\$5,258
Chattahoo.	0.0	0.0	\$0.00	\$0
Clay	0.0	0.0	\$0.00	\$0
Colquitt	1,916.0	28.0	\$5.30	\$284,334
Cook	300.0	30.0	\$5.30	\$47,700
Crisp	1,130.0	22.0	\$5.30	\$131,758
Decatur	0.0	0.0	\$0.00	\$0
Dougherty	0.0	0.0	\$0.00	\$0
Early	746.7	8.0	\$5.30	\$31,660
Grady	2,097.0	18.0	\$5.30	\$200,054
Lee	397.9	15.0	\$5.30	\$31,633
Lowndes	3,000.0	30.0	\$5.30	\$477,000
Macon	2,754.0	15.0	\$5.30	\$218,943
Marion	700.0	20.0	\$5.30	\$74,200
Miller	325.0	10.0	\$5.30	\$17,225
Mitchell	1,020.0	20.0	\$5.30	\$108,120
Quitman	0.0	0.0	\$0.00	\$0
Randolph	2,806.0	18.0	\$5.30	\$267,692
Schley	124.0	5.0	\$5.30	\$3,286
Seminole	844.0	39.0	\$5.30	\$174,455
Stewart	138.4	24.0	\$5.30	\$17,604
Sumter	4,400.0	10.0	\$5.30	\$233,200
Taylor	1,080.0	26.0	\$5.30	\$148,824
Terrell	902.0	15.0	\$5.30	\$71,709
Thomas	1,120.0	26.0	\$5.30	\$154,336
Tift	890.0	45.0	\$5.30	\$212,265
Turner	272.0	20.0	\$5.30	\$28,832
Webster	378.0	20.0	\$5.30	\$40,068
Worth	1,310.0	24.0	\$5.30	\$166,632
Soybeans	32,260			\$4,032,154

Georgia Total **\$3,093,190**

Georgia Total **\$22,945,319**

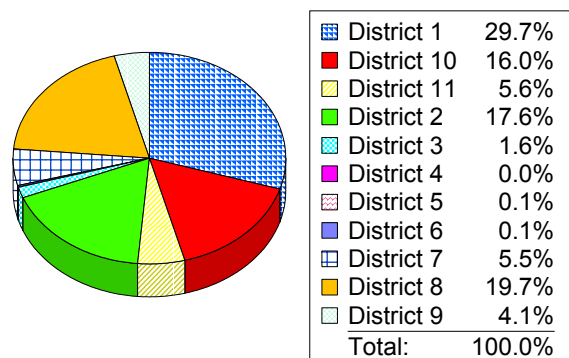
Farm Gate Value by Congressional District

For Sorghum



Farm Gate Value by Congressional District

For Soybeans



Georgia Congressional District 2

Straw

County	Acres	Yield	Price	Farm Gate Value
Baker	50.0	60.0	\$2.00	\$6,000
Brooks	0.0	0.0	\$0.00	\$0
Calhoun	6,200.0	75.0	\$2.00	\$930,000
Chattahoo.	0.0	0.0	\$0.00	\$0
Clay	2,500.0	3.0	\$2.00	\$15,000
Colquitt	0.0	0.0	\$0.00	\$0
Cook	0.0	0.0	\$0.00	\$0
Crisp	300.0	75.0	\$2.75	\$61,875
Decatur	0.0	0.0	\$0.00	\$0
Dougherty	0.0	0.0	\$0.00	\$0
Early	5,000.0	2.0	\$6.00	\$60,000
Grady	1.0	10,000.0	\$2.00	\$20,000
Lee	0.0	0.0	\$0.00	\$0
Lowndes	0.0	0.0	\$0.00	\$0
Macon	5,000.0	1.3	\$2.00	\$12,500
Marion	900.0	80.0	\$2.00	\$144,000
Miller	3,773.0	2.0	\$2.00	\$15,092
Mitchell	300.0	100.0	\$1.25	\$37,500
Quitman	0.0	0.0	\$0.00	\$0
Randolph	4,000.0	25.0	\$2.00	\$200,000
Schley	600.0	70.0	\$2.00	\$84,000
Seminole	2,800.0	75.0	\$2.00	\$420,000
Stewart	0.0	0.0	\$0.00	\$0
Sumter	2,300.0	85.0	\$2.00	\$391,000
Taylor	450.0	88.0	\$2.00	\$79,200
Terrell	1,400.0	1.0	\$2.00	\$2,800
Thomas	340.0	80.0	\$2.00	\$54,400
Tift	150.0	75.0	\$2.00	\$22,500
Turner	500.0	80.0	\$2.00	\$80,000
Webster	2,000.0	75.0	\$2.00	\$300,000
Worth	300.0	75.0	\$2.00	\$45,000
Straw	38,864			\$2,980,867

Tobacco

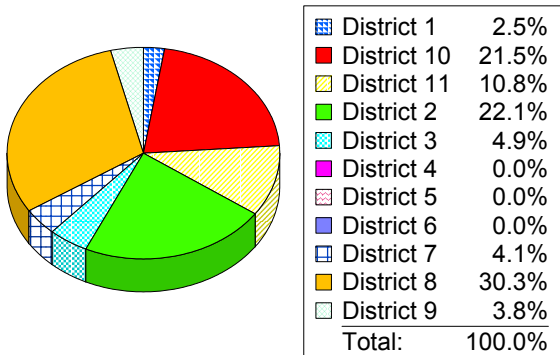
County	Acres	Yield	Price	Farm Gate Value
Baker	0.0	0	\$0.00	\$0
Brooks	708.0	2,143	\$1.70	\$2,579,315
Calhoun	0.0	0	\$0.00	\$0
Chattahoo.	0.0	0	\$0.00	\$0
Clay	0.0	0	\$0.00	\$0
Colquitt	1,971.0	2,649	\$1.71	\$8,942,313
Cook	1,500.0	2,300	\$1.70	\$5,865,000
Crisp	19.0	1,800	\$1.70	\$58,140
Decatur	103.0	2,500	\$1.70	\$437,750
Dougherty	5.7	2,200	\$1.70	\$21,318
Early	0.0	0	\$0.00	\$0
Grady	486.0	2,101	\$1.70	\$1,735,846
Lee	0.0	0	\$0.00	\$0
Lowndes	1,723.0	1,967	\$1.70	\$5,761,540
Macon	0.0	0	\$0.00	\$0
Marion	0.0	0	\$0.00	\$0
Miller	0.0	0	\$0.00	\$0
Mitchell	875.0	1,950	\$1.70	\$2,900,625
Quitman	0.0	0	\$0.00	\$0
Randolph	0.0	0	\$0.00	\$0
Schley	0.0	0	\$0.00	\$0
Seminole	0.0	0	\$0.00	\$0
Stewart	0.0	0	\$0.00	\$0
Sumter	0.0	0	\$0.00	\$0
Taylor	0.0	0	\$0.00	\$0
Terrell	0.0	0	\$0.00	\$0
Thomas	574.0	2,470	\$1.70	\$2,410,226
Tift	1,151.0	2,308	\$1.70	\$4,516,064
Turner	66.0	2,467	\$1.70	\$276,797
Webster	0.0	0	\$0.00	\$0
Worth	591.0	1,801	\$1.70	\$1,809,465
Tobacco	9,773			\$37,314,399

Georgia Total

\$13,507,534

Farm Gate Value by Congressional District

For Straw

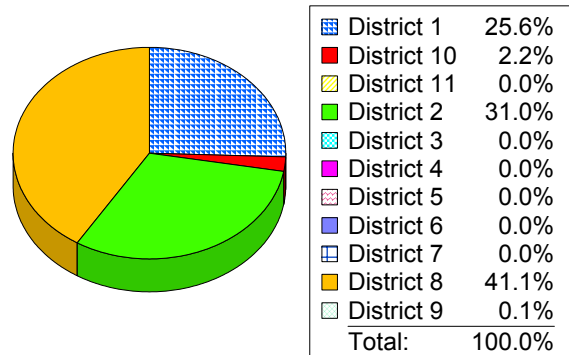


Georgia Total

\$120,363,272

Farm Gate Value by Congressional District

For Tobacco



Georgia Congressional District 2

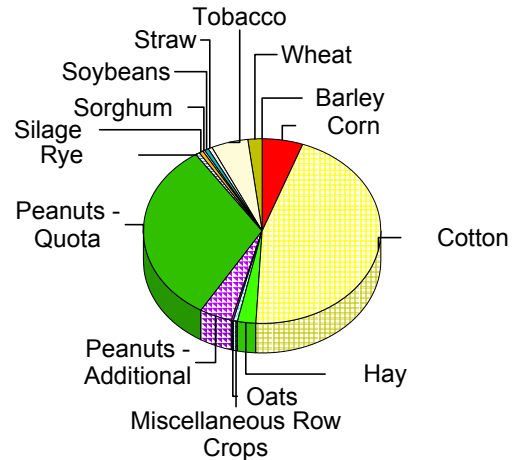
Wheat

County	Acres	Yield	Price	Farm Gate Value
Baker	2,000.0	40.0	\$2.70	\$216,000
Brooks	1,200.0	50.0	\$2.70	\$162,000
Calhoun	6,772.0	60.0	\$2.70	\$1,097,064
Chattahoo.	0.0	0.0	\$0.00	\$0
Clay	3,950.0	60.0	\$2.70	\$639,900
Colquitt	623.0	38.0	\$2.70	\$63,920
Cook	200.0	50.0	\$2.70	\$27,000
Crisp	1,930.0	70.0	\$2.70	\$364,770
Decatur	2,754.0	55.0	\$2.70	\$408,969
Dougherty	717.0	55.0	\$2.70	\$106,475
Early	6,770.1	60.0	\$2.70	\$1,096,756
Grady	1,350.0	68.0	\$2.70	\$247,860
Lee	3,746.1	80.0	\$2.70	\$809,158
Lowndes	0.0	0.0	\$0.00	\$0
Macon	7,751.0	53.0	\$2.70	\$1,109,168
Marion	450.0	40.0	\$2.70	\$48,600
Miller	3,773.0	50.0	\$2.70	\$509,355
Mitchell	521.0	62.0	\$2.70	\$87,215
Quitman	72.0	40.0	\$2.70	\$7,776
Randolph	8,474.0	65.0	\$2.70	\$1,487,187
Schley	1,135.0	70.0	\$2.70	\$214,515
Seminole	3,257.0	68.0	\$2.70	\$597,985
Stewart	1,111.7	54.0	\$2.70	\$162,086
Sumter	11,400.0	70.0	\$2.70	\$2,154,600
Taylor	680.0	50.0	\$2.70	\$91,800
Terrell	7,151.0	50.0	\$2.70	\$965,385
Thomas	1,015.0	52.0	\$2.70	\$142,506
Tift	420.0	60.0	\$2.70	\$68,040
Turner	1,146.0	70.0	\$2.70	\$216,594
Webster	3,155.0	50.0	\$2.70	\$425,925
Worth	1,545.0	70.0	\$2.70	\$292,005
Wheat	85,069			\$13,820,614

District 2
Row and Forage Crops

Total
\$725,511,521

District Farm Gate Value For Row and Forage Crops



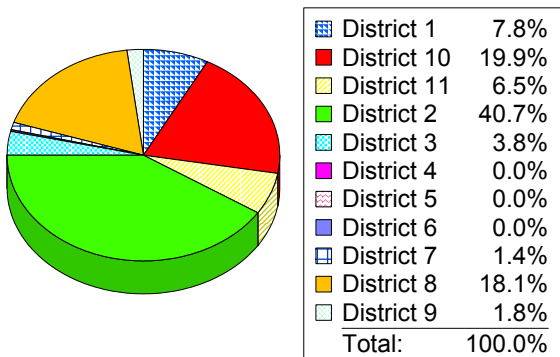
Barley	0.0%
Corn	5.5%
Cotton	45.5%
Hay	2.4%
Miscellaneous Row Crops	0.4%
Oats	0.2%
Peanuts - Additional	4.7%
Peanuts - Quota	31.7%
Rye	0.6%
Silage	0.7%
Sorghum	0.3%
Soybeans	0.6%
Straw	0.4%
Tobacco	5.1%
Wheat	1.9%
Total:	100.0%

Georgia Total

\$33,976,120

Farm Gate Value by Congressional District

For Wheat



Georgia Congressional District 2

Fruits and Nuts

Apples

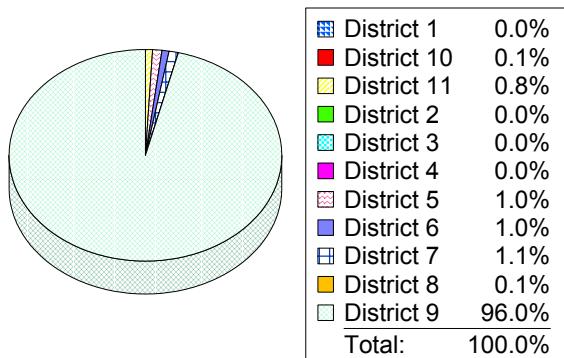
County	Acres	Yield	Price	Farm Gate Value
Baker	0.0	0.0	\$14.00	\$0
Brooks	0.0	0.0	\$14.00	\$0
Calhoun	0.0	0.0	\$14.00	\$0
Chattahoo.	0.0	0.0	\$14.00	\$0
Clay	0.0	0.0	\$14.00	\$0
Colquitt	0.0	0.0	\$14.00	\$0
Cook	0.0	0.0	\$14.00	\$0
Crisp	0.0	0.0	\$14.00	\$0
Decatur	0.0	0.0	\$14.00	\$0
Dougherty	0.0	0.0	\$14.00	\$0
Early	0.0	0.0	\$14.00	\$0
Grady	0.0	0.0	\$14.00	\$0
Lee	0.0	0.0	\$14.00	\$0
Lowndes	0.0	0.0	\$14.00	\$0
Macon	0.0	0.0	\$14.00	\$0
Marion	0.0	0.0	\$14.00	\$0
Miller	0.0	0.0	\$14.00	\$0
Mitchell	0.0	0.0	\$14.00	\$0
Quitman	0.0	0.0	\$14.00	\$0
Randolph	0.0	0.0	\$14.00	\$0
Schley	0.0	0.0	\$14.00	\$0
Seminole	0.0	0.0	\$14.00	\$0
Stewart	0.0	0.0	\$14.00	\$0
Sumter	0.0	0.0	\$14.00	\$0
Taylor	0.0	0.0	\$14.00	\$0
Terrell	0.0	0.0	\$14.00	\$0
Thomas	0.0	0.0	\$14.00	\$0
Tift	0.0	0.0	\$14.00	\$0
Turner	0.0	0.0	\$14.00	\$0
Webster	0.0	0.0	\$14.00	\$0
Worth	0.0	0.0	\$14.00	\$0
Apples	0			\$0

Blueberries - Fresh

County	Acres	Yield	Price	Farm Gate Value
Baker	0.0	0	\$0.00	\$0
Brooks	15.0	2,500	\$1.25	\$46,875
Calhoun	0.0	0	\$0.00	\$0
Chattahoo.	0.0	0	\$0.00	\$0
Clay	0.0	0	\$0.00	\$0
Colquitt	25.0	5,667	\$1.25	\$177,094
Cook	50.0	5,300	\$1.25	\$331,250
Crisp	0.0	0	\$0.00	\$0
Decatur	0.0	0	\$1.25	\$0
Dougherty	0.0	0	\$0.00	\$0
Early	0.0	0	\$0.00	\$0
Grady	3.0	1,500	\$1.25	\$5,625
Lee	0.0	0	\$0.00	\$0
Lowndes	25.0	6,000	\$1.25	\$187,500
Macon	4.0	2,000	\$1.25	\$10,000
Marion	0.0	0	\$0.00	\$0
Miller	0.0	0	\$0.00	\$0
Mitchell	0.0	0	\$0.00	\$0
Quitman	0.0	0	\$0.00	\$0
Randolph	0.0	0	\$0.00	\$0
Schley	0.0	0	\$0.00	\$0
Seminole	0.0	0	\$0.00	\$0
Stewart	0.0	0	\$0.00	\$0
Sumter	0.0	0	\$0.00	\$0
Taylor	10.0	2,000	\$1.25	\$25,000
Terrell	0.0	0	\$0.00	\$0
Thomas	64.0	2,620	\$1.25	\$209,600
Tift	2.0	2,400	\$1.25	\$6,000
Turner	28.0	2,500	\$1.25	\$87,500
Webster	1.0	10	\$1.25	\$13
Worth	0.0	0	\$0.00	\$0
Blueberries - Fresh	227			\$1,086,456

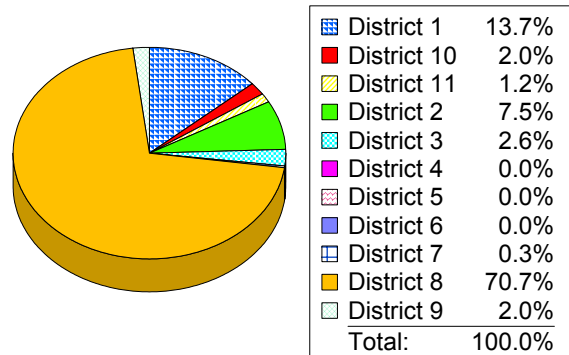
Georgia Total \$6,933,102

Farm Gate Value by Congressional District For Apples



Georgia Total \$14,474,504

Farm Gate Value by Congressional District For Blueberries - Fresh



Georgia Congressional District 2

Blueberries - Frozen

County	Acres	Yield	Price	Farm Gate Value
Baker	0.0	0	\$0.00	\$0
Brooks	0.0	0	\$0.00	\$0
Calhoun	0.0	0	\$0.00	\$0
Chattahoo.	0.0	0	\$0.00	\$0
Clay	0.0	0	\$0.00	\$0
Colquitt	35.0	5,667	\$0.60	\$119,007
Cook	0.0	0	\$0.00	\$0
Crisp	0.0	0	\$0.00	\$0
Decatur	0.0	0	\$0.60	\$0
Dougherty	0.0	0	\$0.00	\$0
Early	0.0	0	\$0.00	\$0
Grady	0.0	0	\$0.00	\$0
Lee	0.0	0	\$0.00	\$0
Lowndes	50.0	6,000	\$0.60	\$180,000
Macon	22.0	4,000	\$0.60	\$52,800
Marion	0.0	0	\$0.00	\$0
Miller	0.0	0	\$0.00	\$0
Mitchell	0.0	0	\$0.00	\$0
Quitman	0.0	0	\$0.00	\$0
Randolph	0.0	0	\$0.00	\$0
Schley	0.0	0	\$0.00	\$0
Seminole	0.0	0	\$0.00	\$0
Stewart	0.0	0	\$0.00	\$0
Sumter	0.0	0	\$0.00	\$0
Taylor	0.0	0	\$0.00	\$0
Terrell	0.0	0	\$0.00	\$0
Thomas	0.0	0	\$0.00	\$0
Tift	0.0	0	\$0.00	\$0
Turner	0.0	0	\$0.00	\$0
Webster	0.0	0	\$0.00	\$0
Worth	0.0	0	\$0.00	\$0
Blueberries - Frozen	107			\$351,807

Grapes

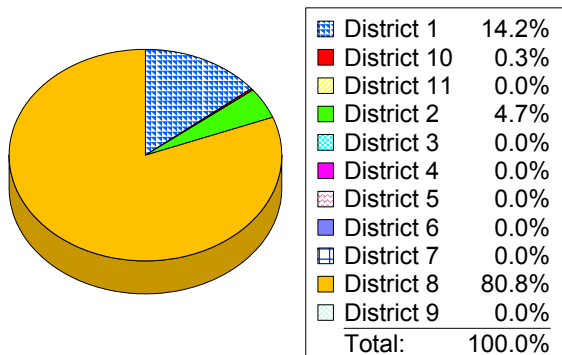
County	Acres	Yield	Price	Farm Gate Value
Baker	0.0	0	\$0.00	\$0
Brooks	16.0	5,660	\$0.78	\$70,184
Calhoun	150.0	5,000	\$0.78	\$581,250
Chattahoo.	0.0	0	\$0.00	\$0
Clay	0.0	0	\$0.00	\$0
Colquitt	65.0	4,500	\$0.78	\$226,688
Cook	10.0	3,000	\$0.78	\$23,250
Crisp	0.0	0	\$0.00	\$0
Decatur	0.0	0	\$0.00	\$0
Dougherty	0.0	0	\$0.00	\$0
Early	0.0	0	\$0.00	\$0
Grady	5.0	4,500	\$0.78	\$17,438
Lee	0.0	0	\$0.00	\$0
Lowndes	50.0	5,500	\$0.78	\$213,125
Macon	0.0	0	\$0.00	\$0
Marion	3.0	2,400	\$0.78	\$5,580
Miller	0.0	0	\$0.00	\$0
Mitchell	0.0	0	\$0.00	\$0
Quitman	0.0	0	\$0.00	\$0
Randolph	0.0	0	\$0.00	\$0
Schley	0.0	0	\$0.00	\$0
Seminole	0.0	0	\$0.00	\$0
Stewart	0.0	0	\$0.00	\$0
Sumter	0.0	0	\$0.00	\$0
Taylor	5.0	4,500	\$0.78	\$17,438
Terrell	0.0	0	\$0.00	\$0
Thomas	37.0	5,760	\$0.78	\$165,168
Tift	0.0	0	\$0.00	\$0
Turner	0.0	0	\$0.00	\$0
Webster	0.0	0	\$0.00	\$0
Worth	0.0	0	\$0.00	\$0
Grapes	341			\$1,320,120

Georgia Total \$7,549,540

Georgia Total \$6,902,468

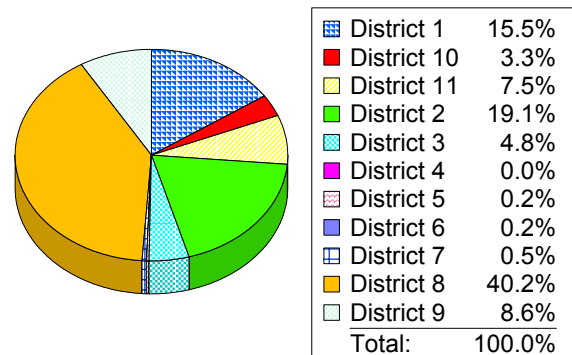
Farm Gate Value by Congressional District

For Blueberries - Frozen



Farm Gate Value by Congressional District

For Grapes



Georgia Congressional District 2

Miscellaneous Fruit and Nut

County	Farm Gate Value
Baker	\$0
Brooks	\$0
Calhoun	\$0
Chattahoo.	\$0
Clay	\$0
Colquitt	\$0
Cook	\$0
Crisp	\$0
Decatur	\$5,000
Dougherty	\$0
Early	\$0
Grady	\$0
Lee	\$0
Lowndes	\$0
Macon	\$0
Marion	\$0
Miller	\$0
Mitchell	\$0
Quitman	\$0
Randolph	\$0
Schley	\$0
Seminole	\$0
Stewart	\$0
Sumter	\$0
Taylor	\$0
Terrell	\$0
Thomas	\$41,600
Tift	\$0
Turner	\$0
Webster	\$0
Worth	\$0
Miscellaneous Fruits/Nuts	\$46,600

Peaches

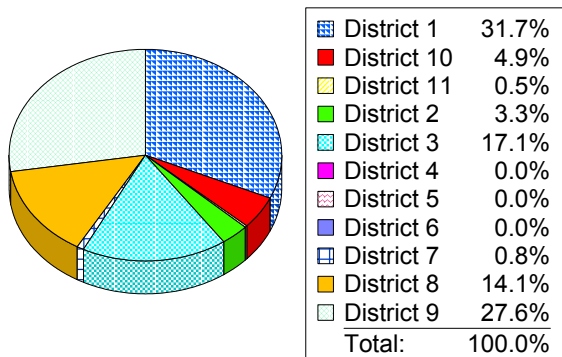
County	Acres	Yield	Price	Farm Gate Value
Baker	0.0	0	\$0.00	\$0
Brooks	900.0	2,100	\$0.33	\$623,700
Calhoun	0.0	0	\$0.00	\$0
Chattahoo.	0.0	0	\$0.00	\$0
Clay	4.0	1,500	\$0.33	\$1,980
Colquitt	11.0	2,650	\$0.33	\$9,620
Cook	100.0	6,100	\$0.33	\$201,300
Crisp	0.0	0	\$0.00	\$0
Decatur	7.0	2,500	\$0.33	\$5,775
Dougherty	0.0	0	\$0.00	\$0
Early	0.0	0	\$0.00	\$0
Grady	0.0	0	\$0.00	\$0
Lee	0.0	0	\$0.00	\$0
Lowndes	0.0	0	\$0.00	\$0
Macon	1,500.0	7,000	\$0.33	\$3,465,000
Marion	0.0	0	\$0.00	\$0
Miller	0.0	0	\$0.00	\$0
Mitchell	0.0	0	\$0.00	\$0
Quitman	0.0	0	\$0.00	\$0
Randolph	0.0	0	\$0.00	\$0
Schley	0.0	0	\$0.00	\$0
Seminole	25.0	6,400	\$0.65	\$104,000
Stewart	0.0	0	\$0.00	\$0
Sumter	0.0	0	\$0.00	\$0
Taylor	3,050.0	6,100	\$0.33	\$6,139,650
Terrell	0.0	0	\$0.00	\$0
Thomas	0.0	0	\$0.00	\$0
Tift	25.0	6,000	\$0.33	\$49,500
Turner	0.0	0	\$0.00	\$0
Webster	22.0	6,300	\$0.33	\$45,738
Worth	0.0	0	\$0.00	\$0
Peaches	5,644			\$10,646,263

Georgia Total \$1,407,245

Georgia Total \$39,922,063

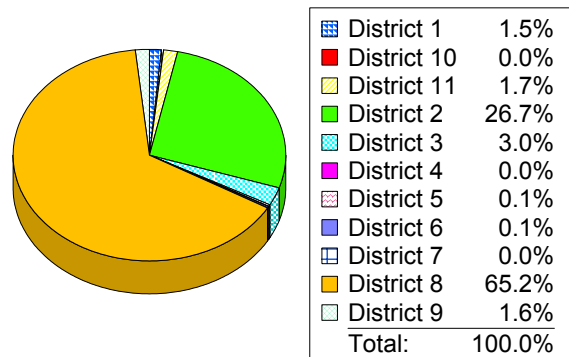
Farm Gate Value by Congressional District

For Miscellaneous Fruit and Nut



Farm Gate Value by Congressional District

For Peaches



Georgia Congressional District 2

Pecans

County	Acres	Yield	Price	Farm Gate Value
Baker	500.0	100	\$1.30	\$65,000
Brooks	1,600.0	1,100	\$1.30	\$2,288,000
Calhoun	3,100.0	650	\$1.30	\$2,619,500
Chattahoo.	0.0	0	\$0.00	\$0
Clay	0.0	0	\$0.00	\$0
Colquitt	1,100.0	798	\$1.30	\$1,141,140
Cook	700.0	1,500	\$1.30	\$1,365,000
Crisp	4,000.0	900	\$1.30	\$4,680,000
Decatur	1,573.0	800	\$1.30	\$1,635,920
Dougherty	15,500.0	750	\$1.30	\$15,112,500
Early	1,000.0	300	\$1.30	\$390,000
Grady	1,962.0	590	\$1.30	\$1,504,854
Lee	9,000.0	850	\$1.30	\$9,945,000
Lowndes	5,000.0	900	\$1.30	\$5,850,000
Macon	5,500.0	650	\$1.30	\$4,647,500
Marion	200.0	2,000	\$1.30	\$520,000
Miller	41.0	750	\$1.30	\$39,975
Mitchell	18,000.0	700	\$1.30	\$16,380,000
Quitman	0.0	0	\$0.00	\$0
Randolph	241.0	175	\$1.30	\$54,828
Schley	650.0	550	\$1.30	\$464,750
Seminole	1,025.0	1,000	\$1.30	\$1,332,500
Stewart	341.9	617	\$1.30	\$274,238
Sumter	4,800.0	625	\$1.30	\$3,900,000
Taylor	168.0	180	\$1.30	\$39,312
Terrell	1,638.0	330	\$1.30	\$702,702
Thomas	3,520.0	1,040	\$1.30	\$4,759,040
Tift	560.0	800	\$1.30	\$582,400
Turner	1,129.0	600	\$1.30	\$880,620
Webster	555.0	500	\$1.30	\$360,750
Worth	653.0	600	\$1.30	\$509,340
Pecans	84,057			\$82,044,868

Strawberries

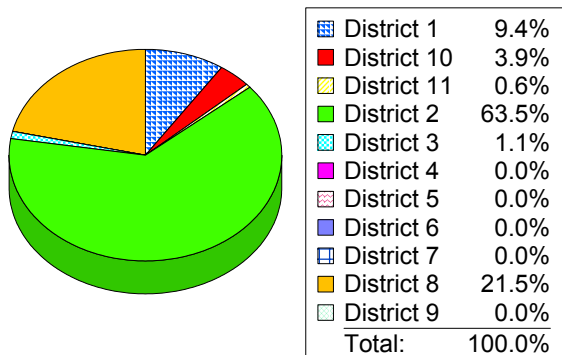
County	Acres	Yield	Price	Farm Gate Value
Baker	0.0	0	\$0.00	\$0
Brooks	0.0	0	\$0.00	\$0
Calhoun	0.0	0	\$0.00	\$0
Chattahoo.	0.0	0	\$0.00	\$0
Clay	0.0	0	\$0.00	\$0
Colquitt	0.0	0	\$0.00	\$0
Cook	0.0	0	\$0.00	\$0
Crisp	1.3	10,000	\$1.25	\$15,625
Decatur	0.0	0	\$0.00	\$0
Dougherty	0.0	0	\$0.00	\$0
Early	0.0	0	\$0.00	\$0
Grady	1.5	6,000	\$1.25	\$11,250
Lee	4.0	12,000	\$1.25	\$60,000
Lowndes	5.0	22,000	\$1.25	\$137,500
Macon	5.0	15,000	\$1.25	\$93,750
Marion	0.0	0	\$0.00	\$0
Miller	0.0	0	\$0.00	\$0
Mitchell	2.0	10,000	\$1.25	\$25,000
Quitman	0.0	0	\$0.00	\$0
Randolph	0.0	0	\$0.00	\$0
Schley	0.0	0	\$0.00	\$0
Seminole	1.0	35,000	\$1.25	\$43,750
Stewart	0.0	0	\$0.00	\$0
Sumter	0.0	0	\$0.00	\$0
Taylor	6.0	16,000	\$1.25	\$120,000
Terrell	0.0	0	\$0.00	\$0
Thomas	0.0	0	\$0.00	\$0
Tift	3.5	20,000	\$1.25	\$87,500
Turner	4.0	20,000	\$1.25	\$100,000
Webster	0.0	0	\$0.00	\$0
Worth	4.0	15,000	\$1.25	\$75,000
Strawberries	37			\$769,375

Georgia Total \$129,204,166

Georgia Total \$3,797,133

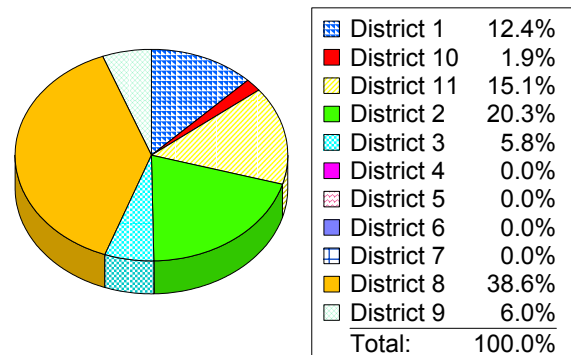
Farm Gate Value by Congressional District

For Pecans



Farm Gate Value by Congressional District

For Strawberries

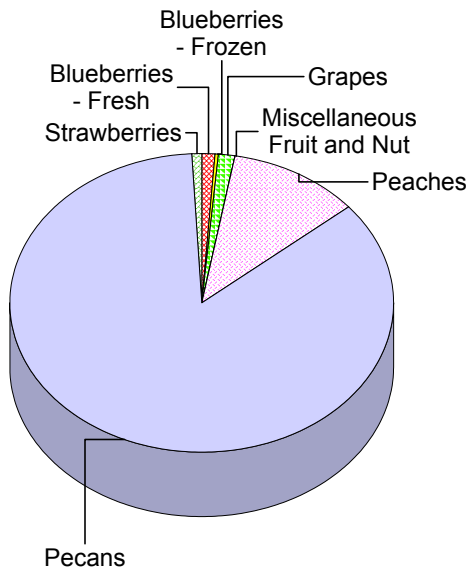


Georgia Congressional District 2

District 2 Total \$96,265,489
Fruits and Nuts

District Farm Gate Value

For Fruits and Nuts



Apples	0.0%
Blueberries - Fresh	1.1%
Blueberries - Frozen	0.4%
Grapes	1.4%
Miscellaneous Fruit and Nut	0.0%
Peaches	11.1%
Pecans	85.2%
Strawberries	0.8%
Total:	100.0%

Georgia Congressional District 2

Vegetables

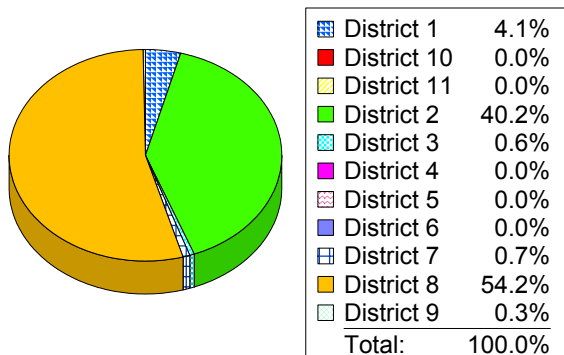
Banana Peppers

County	Acres	Farm Gate Value
Baker	4.0	\$10,000
Brooks	8.0	\$72,000
Calhoun	0.0	\$0
Chattahoo.	0.0	\$0
Clay	0.0	\$0
Colquitt	100.0	\$500,000
Cook	0.0	\$0
Crisp	0.0	\$0
Decatur	0.0	\$0
Dougherty	0.0	\$0
Early	0.0	\$0
Grady	0.0	\$0
Lee	0.0	\$0
Lowndes	0.0	\$0
Macon	0.0	\$0
Marion	0.0	\$0
Miller	0.0	\$0
Mitchell	0.0	\$0
Quitman	0.0	\$0
Randolph	0.0	\$0
Schley	0.0	\$0
Seminole	2.0	\$20,000
Stewart	0.0	\$0
Sumter	0.0	\$0
Taylor	0.0	\$0
Terrell	0.0	\$0
Thomas	0.0	\$0
Tift	4.0	\$13,400
Turner	0.0	\$0
Webster	0.0	\$0
Worth	0.0	\$0
Banana Peppers	118	\$615,400

Georgia Total \$1,532,400

Farm Gate Value by Congressional District

For Banana Peppers



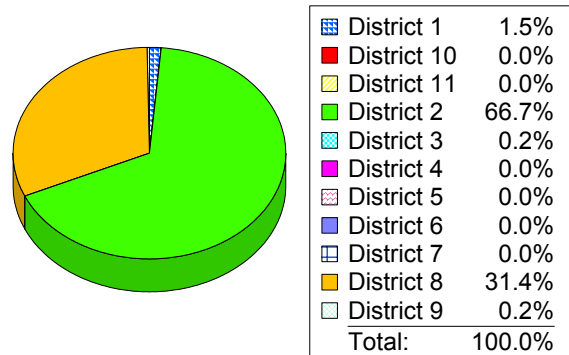
Bell Peppers

County	Acres	Farm Gate Value
Baker	120.0	\$440,000
Brooks	500.0	\$3,425,000
Calhoun	0.0	\$0
Chattahoo.	0.0	\$0
Clay	0.0	\$0
Colquitt	1,320.0	\$12,540,000
Cook	600.0	\$4,110,000
Crisp	0.0	\$0
Decatur	2.0	\$9,500
Dougherty	0.0	\$0
Early	0.0	\$0
Grady	50.0	\$456,250
Lee	200.0	\$2,236,360
Lowndes	350.0	\$2,150,000
Macon	50.0	\$237,500
Marion	0.0	\$0
Miller	0.0	\$0
Mitchell	101.0	\$287,850
Quitman	0.0	\$0
Randolph	0.0	\$0
Schley	0.0	\$0
Seminole	90.0	\$599,000
Stewart	0.0	\$0
Sumter	300.0	\$1,950,000
Taylor	0.0	\$0
Terrell	0.0	\$0
Thomas	83.0	\$394,250
Tift	335.0	\$4,231,750
Turner	0.0	\$0
Webster	0.0	\$0
Worth	0.0	\$0
Bell Peppers	4,101	\$33,067,460

Georgia Total \$49,555,238

Farm Gate Value by Congressional District

For Bell Peppers



Georgia Congressional District 2

Broccoli

County	Acres	Farm Gate Value
Baker	0.0	\$0
Brooks	0.0	\$0
Calhoun	0.0	\$0
Chattahoo.	0.0	\$0
Clay	0.0	\$0
Colquitt	0.0	\$0
Cook	0.0	\$0
Crisp	0.0	\$0
Decatur	0.0	\$0
Dougherty	0.0	\$0
Early	0.0	\$0
Grady	0.0	\$0
Lee	0.0	\$0
Lowndes	0.0	\$0
Macon	0.0	\$0
Marion	0.0	\$0
Miller	0.0	\$0
Mitchell	0.0	\$0
Quitman	0.0	\$0
Randolph	0.0	\$0
Schley	0.0	\$0
Seminole	0.0	\$0
Stewart	0.0	\$0
Sumter	0.0	\$0
Taylor	0.0	\$0
Terrell	0.0	\$0
Thomas	0.0	\$0
Tift	0.0	\$0
Turner	0.0	\$0
Webster	0.0	\$0
Worth	0.0	\$0
Broccoli	0	\$0

Cabbage

County	Acres	Farm Gate Value
Baker	0.0	\$0
Brooks	550.0	\$1,477,750
Calhoun	0.0	\$0
Chattahoo.	0.0	\$0
Clay	0.0	\$0
Colquitt	5,300.0	\$18,876,500
Cook	25.0	\$69,000
Crisp	0.0	\$0
Decatur	155.0	\$427,800
Dougherty	0.0	\$0
Early	0.0	\$0
Grady	79.0	\$168,705
Lee	0.0	\$0
Lowndes	250.0	\$816,500
Macon	0.0	\$0
Marion	0.0	\$0
Miller	0.0	\$0
Mitchell	141.0	\$243,800
Quitman	0.0	\$0
Randolph	0.0	\$0
Schley	0.0	\$0
Seminole	0.0	\$0
Stewart	0.0	\$0
Sumter	62.0	\$163,990
Taylor	0.0	\$0
Terrell	0.0	\$0
Thomas	65.0	\$167,440
Tift	500.0	\$1,711,200
Turner	0.0	\$0
Webster	0.0	\$0
Worth	2.0	\$5,290
Cabbage	7,129	\$24,127,975

Georgia Total

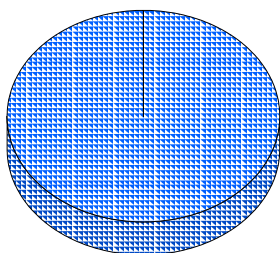
\$5,600

Georgia Total

\$29,976,593

Farm Gate Value by Congressional District

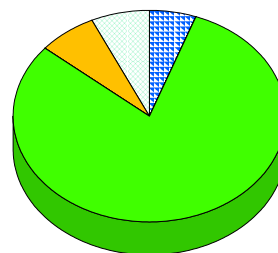
For Broccoli



District 1	100.0%
District 10	0.0%
District 11	0.0%
District 2	0.0%
District 3	0.0%
District 4	0.0%
District 5	0.0%
District 6	0.0%
District 7	0.0%
District 8	0.0%
District 9	0.0%
Total:	100.0%

Farm Gate Value by Congressional District

For Cabbage



District 1	5.7%
District 10	0.0%
District 11	0.0%
District 2	80.5%
District 3	0.0%
District 4	0.0%
District 5	0.0%
District 6	0.0%
District 7	0.0%
District 8	6.9%
District 9	6.9%
Total:	100.0%

Georgia Congressional District 2

Cantaloupe

County	Acres	Farm Gate Value
Baker	20.0	\$19,200
Brooks	250.0	\$750,000
Calhoun	0.0	\$0
Chattahoo.	0.0	\$0
Clay	0.0	\$0
Colquitt	670.0	\$972,000
Cook	100.0	\$300,000
Crisp	500.0	\$1,500,000
Decatur	10.0	\$51,000
Dougherty	0.0	\$0
Early	0.0	\$0
Grady	14.0	\$33,600
Lee	0.0	\$0
Lowndes	100.0	\$360,000
Macon	1.0	\$1,200
Marion	50.0	\$114,000
Miller	0.0	\$0
Mitchell	296.0	\$870,000
Quitman	0.0	\$0
Randolph	0.0	\$0
Schley	20.0	\$16,800
Seminole	200.0	\$630,000
Stewart	0.0	\$0
Sumter	100.0	\$300,000
Taylor	17.0	\$24,600
Terrell	0.0	\$0
Thomas	0.0	\$0
Tift	750.0	\$2,304,000
Turner	362.0	\$1,086,000
Webster	50.0	\$60,000
Worth	190.0	\$570,000
Cantaloupe	3,700	\$9,962,400

Carrots

County	Acres	Farm Gate Value
Baker	90.0	\$50,400
Brooks	0.0	\$0
Calhoun	0.0	\$0
Chattahoo.	0.0	\$0
Clay	0.0	\$0
Colquitt	100.0	\$336,000
Cook	0.0	\$0
Crisp	0.0	\$0
Decatur	275.0	\$885,500
Dougherty	0.0	\$0
Early	0.0	\$0
Grady	0.0	\$0
Lee	0.0	\$0
Lowndes	0.0	\$0
Macon	0.0	\$0
Marion	0.0	\$0
Miller	0.0	\$0
Mitchell	500.0	\$1,688,750
Quitman	0.0	\$0
Randolph	0.0	\$0
Schley	0.0	\$0
Seminole	0.0	\$0
Stewart	0.0	\$0
Sumter	0.0	\$0
Taylor	0.0	\$0
Terrell	0.0	\$0
Thomas	0.0	\$0
Tift	0.0	\$0
Turner	0.0	\$0
Webster	0.0	\$0
Worth	0.0	\$0
Carrots	965	\$2,960,650

Georgia Total

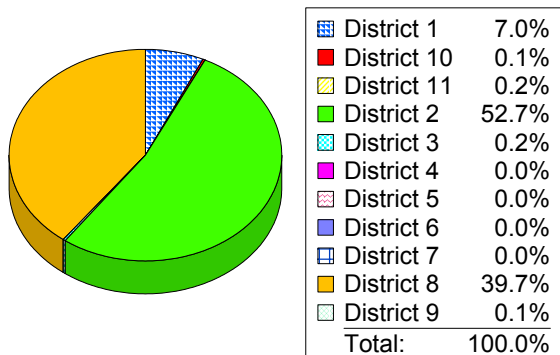
\$18,910,800

Georgia Total

\$12,852,525

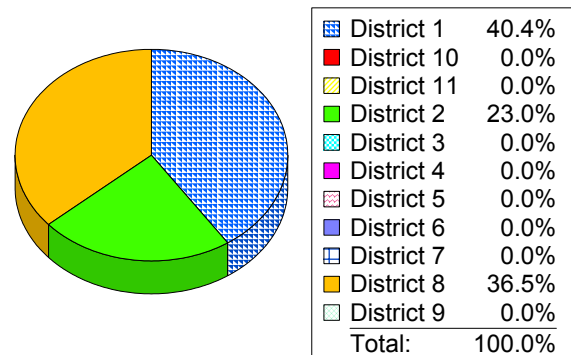
Farm Gate Value by Congressional District

For Cantaloupe



Farm Gate Value by Congressional District

For Carrots



Georgia Congressional District 2

Collards

County	Acres	Farm Gate Value
Baker	0.0	\$0
Brooks	430.0	\$446,244
Calhoun	0.0	\$0
Chattahoo.	0.0	\$0
Clay	0.0	\$0
Colquitt	1,450.0	\$1,371,563
Cook	0.0	\$0
Crisp	12.0	\$18,169
Decatur	0.0	\$0
Dougherty	10.0	\$7,719
Early	0.0	\$0
Grady	548.0	\$605,150
Lee	0.0	\$0
Lowndes	0.0	\$0
Macon	240.0	\$242,280
Marion	40.0	\$33,250
Miller	0.0	\$0
Mitchell	425.0	\$705,969
Quitman	0.0	\$0
Randolph	0.0	\$0
Schley	5.0	\$6,531
Seminole	5.0	\$7,719
Stewart	0.0	\$0
Sumter	0.0	\$0
Taylor	68.0	\$100,463
Terrell	0.0	\$0
Thomas	108.0	\$170,240
Tift	1,400.0	\$5,320,000
Turner	7.0	\$9,975
Webster	5.0	\$4,750
Worth	24.0	\$34,200
Collards	4,777	\$9,084,220

Cucumbers

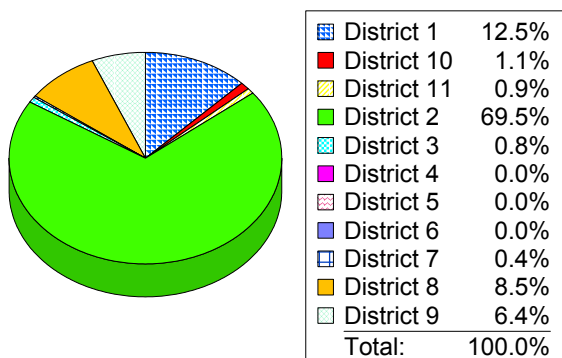
County	Acres	Farm Gate Value
Baker	300.0	\$817,260
Brooks	2,250.0	\$9,217,500
Calhoun	0.0	\$0
Chattahoo.	0.0	\$0
Clay	0.0	\$0
Colquitt	2,500.0	\$5,697,250
Cook	600.0	\$3,624,000
Crisp	330.0	\$910,800
Decatur	2.0	\$5,300
Dougherty	0.0	\$0
Early	0.0	\$0
Grady	9.0	\$26,235
Lee	210.0	\$1,085,888
Lowndes	350.0	\$2,313,000
Macon	500.0	\$1,311,250
Marion	0.0	\$0
Miller	0.0	\$0
Mitchell	1,029.0	\$2,111,175
Quitman	0.0	\$0
Randolph	0.0	\$0
Schley	0.0	\$0
Seminole	130.0	\$877,200
Stewart	0.0	\$0
Sumter	700.0	\$4,326,000
Taylor	0.0	\$0
Terrell	0.0	\$0
Thomas	0.0	\$0
Tift	900.0	\$6,873,000
Turner	32.0	\$110,240
Webster	0.0	\$0
Worth	258.0	\$888,810
Cucumbers	10,100	\$40,194,908

Georgia Total

\$13,080,033

Farm Gate Value by Congressional District

For Collards

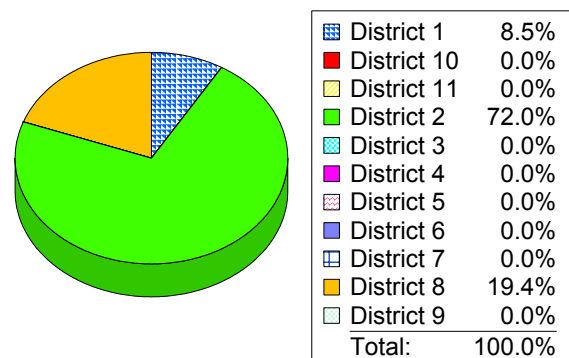


Georgia Total

\$55,799,678

Farm Gate Value by Congressional District

For Cucumbers



Georgia Congressional District 2

Eggplant

County	Acres	Farm Gate Value
Baker	10.0	\$18,000
Brooks	95.0	\$684,000
Calhoun	0.0	\$0
Chattahoo.	0.0	\$0
Clay	0.0	\$0
Colquitt	346.0	\$1,499,400
Cook	30.0	\$90,000
Crisp	0.0	\$0
Decatur	0.0	\$0
Dougherty	0.0	\$0
Early	0.0	\$0
Grady	30.0	\$175,500
Lee	50.0	\$393,000
Lowndes	150.0	\$2,430,000
Macon	0.0	\$0
Marion	0.0	\$0
Miller	0.0	\$0
Mitchell	5.0	\$12,000
Quitman	0.0	\$0
Randolph	0.0	\$0
Schley	0.0	\$0
Seminole	30.0	\$81,000
Stewart	0.0	\$0
Sumter	0.0	\$0
Taylor	0.0	\$0
Terrell	0.0	\$0
Thomas	0.0	\$0
Tift	110.0	\$1,980,000
Turner	20.0	\$60,000
Webster	0.0	\$0
Worth	8.0	\$19,200
Eggplant	884	\$7,442,100

English Peas

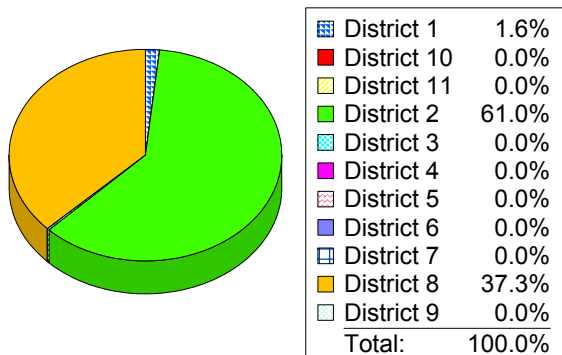
County	Acres	Farm Gate Value
Baker	0.0	\$0
Brooks	20.0	\$30,000
Calhoun	0.0	\$0
Chattahoo.	0.0	\$0
Clay	0.0	\$0
Colquitt	0.0	\$0
Cook	0.0	\$0
Crisp	0.0	\$0
Decatur	800.0	\$704,000
Dougherty	0.0	\$0
Early	0.0	\$0
Grady	80.0	\$102,000
Lee	0.0	\$0
Lowndes	0.0	\$0
Macon	0.0	\$0
Marion	0.0	\$0
Miller	0.0	\$0
Mitchell	0.0	\$0
Quitman	0.0	\$0
Randolph	0.0	\$0
Schley	0.0	\$0
Seminole	2.0	\$3,000
Stewart	0.0	\$0
Sumter	0.0	\$0
Taylor	0.0	\$0
Terrell	0.0	\$0
Thomas	0.0	\$0
Tift	3.0	\$13,500
Turner	0.0	\$0
Webster	0.0	\$0
Worth	0.0	\$0
English Peas	905	\$852,500

Georgia Total

\$12,198,810

Farm Gate Value by Congressional District

For Eggplant

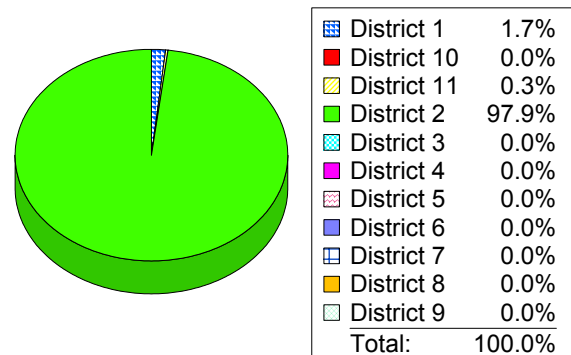


Georgia Total

\$870,500

Farm Gate Value by Congressional District

For English Peas



Georgia Congressional District 2

Green Onions

County	Acres	Farm Gate Value
Baker	0.0	\$0
Brooks	0.0	\$0
Calhoun	0.0	\$0
Chattahoo.	0.0	\$0
Clay	0.0	\$0
Colquitt	0.0	\$0
Cook	0.0	\$0
Crisp	0.0	\$0
Decatur	0.0	\$0
Dougherty	0.0	\$0
Early	0.0	\$0
Grady	0.0	\$0
Lee	0.0	\$0
Lowndes	0.0	\$0
Macon	0.0	\$0
Marion	0.0	\$0
Miller	0.0	\$0
Mitchell	0.0	\$0
Quitman	0.0	\$0
Randolph	0.0	\$0
Schley	0.0	\$0
Seminole	0.0	\$0
Stewart	0.0	\$0
Sumter	0.0	\$0
Taylor	0.0	\$0
Terrell	0.0	\$0
Thomas	0.0	\$0
Tift	0.0	\$0
Turner	0.0	\$0
Webster	0.0	\$0
Worth	0.0	\$0
Green Onions	0	\$0

Hot Peppers

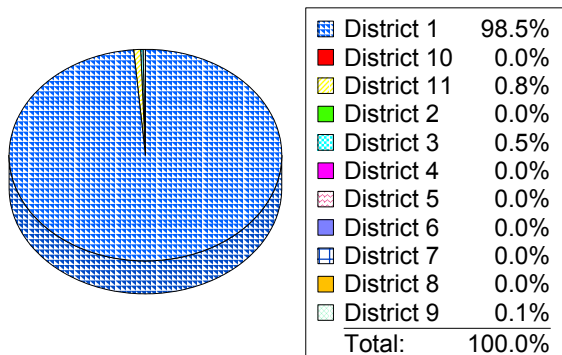
County	Acres	Farm Gate Value
Baker	6.0	\$48,600
Brooks	5.0	\$33,750
Calhoun	0.0	\$0
Chattahoo.	0.0	\$0
Clay	0.0	\$0
Colquitt	30.0	\$135,000
Cook	75.0	\$753,750
Crisp	0.0	\$0
Decatur	0.0	\$0
Dougherty	0.0	\$0
Early	0.0	\$0
Grady	30.0	\$269,100
Lee	0.0	\$0
Lowndes	0.0	\$0
Macon	5.0	\$58,500
Marion	0.0	\$0
Miller	0.0	\$0
Mitchell	3.0	\$27,000
Quitman	0.0	\$0
Randolph	0.0	\$0
Schley	0.0	\$0
Seminole	40.0	\$270,000
Stewart	0.0	\$0
Sumter	0.0	\$0
Taylor	0.0	\$0
Terrell	0.0	\$0
Thomas	0.0	\$0
Tift	110.0	\$2,475,000
Turner	35.0	\$157,500
Webster	0.0	\$0
Worth	0.0	\$0
Hot Peppers	339	\$4,228,200

Georgia Total \$1,133,760

Georgia Total \$6,425,325

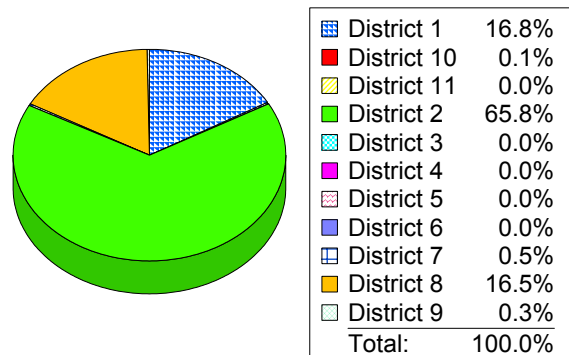
Farm Gate Value by Congressional District

For Green Onions



Farm Gate Value by Congressional District

For Hot Peppers



Georgia Congressional District 2

Irish Potatoes

County	Acres	Farm Gate Value
Baker	200.0	\$224,000
Brooks	0.0	\$0
Calhoun	0.0	\$0
Chattahoo.	0.0	\$0
Clay	0.0	\$0
Colquitt	0.0	\$0
Cook	0.0	\$0
Crisp	0.0	\$0
Decatur	2.0	\$6,720
Dougherty	0.0	\$0
Early	0.0	\$0
Grady	0.0	\$0
Lee	0.0	\$0
Lowndes	0.0	\$0
Macon	0.0	\$0
Marion	0.0	\$0
Miller	435.0	\$913,500
Mitchell	0.0	\$0
Quitman	0.0	\$0
Randolph	0.0	\$0
Schley	0.0	\$0
Seminole	0.0	\$0
Stewart	0.0	\$0
Sumter	0.0	\$0
Taylor	0.0	\$0
Terrell	0.0	\$0
Thomas	0.0	\$0
Tift	0.0	\$0
Turner	0.0	\$0
Webster	0.0	\$0
Worth	0.0	\$0
Irish Potatoes	637	\$1,144,220

Kale

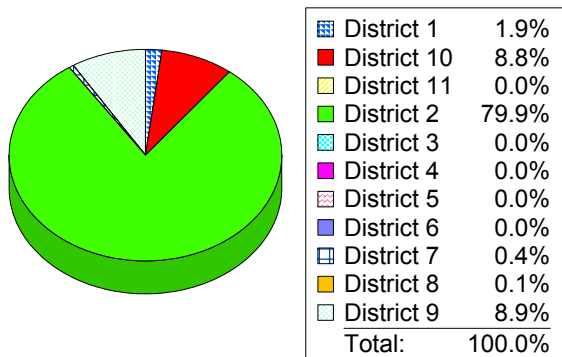
County	Acres	Farm Gate Value
Baker	0.0	\$0
Brooks	75.0	\$101,531
Calhoun	0.0	\$0
Chattahoo.	0.0	\$0
Clay	0.0	\$0
Colquitt	300.0	\$350,317
Cook	200.0	\$199,705
Crisp	0.0	\$0
Decatur	0.0	\$0
Dougherty	0.0	\$0
Early	0.0	\$0
Grady	254.0	\$309,938
Lee	0.0	\$0
Lowndes	0.0	\$0
Macon	60.0	\$59,850
Marion	0.0	\$0
Miller	0.0	\$0
Mitchell	10.0	\$22,563
Quitman	0.0	\$0
Randolph	0.0	\$0
Schley	0.0	\$0
Seminole	0.0	\$0
Stewart	0.0	\$0
Sumter	0.0	\$0
Taylor	0.0	\$0
Terrell	0.0	\$0
Thomas	68.0	\$100,130
Tift	300.0	\$855,000
Turner	20.0	\$27,075
Webster	0.0	\$0
Worth	0.0	\$0
Kale	1,287	\$2,026,108

Georgia Total \$1,432,389

Georgia Total \$2,145,933

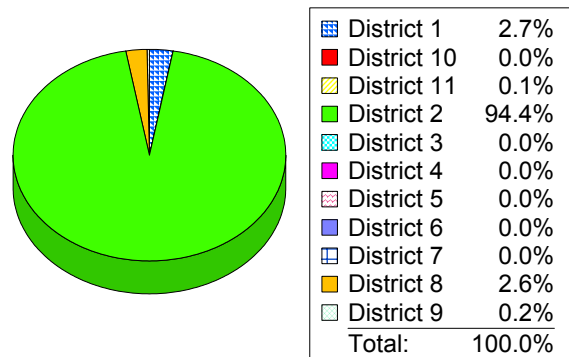
Farm Gate Value by Congressional District

For Irish Potatoes



Farm Gate Value by Congressional District

For Kale



Georgia Congressional District 2

Lettuce

County	Acres	Farm Gate Value
Baker	0.0	\$0
Brooks	60.0	\$156,000
Calhoun	0.0	\$0
Chattahoo.	0.0	\$0
Clay	0.0	\$0
Colquitt	0.0	\$0
Cook	0.0	\$0
Crisp	0.0	\$0
Decatur	0.0	\$0
Dougherty	0.0	\$0
Early	0.0	\$0
Grady	0.0	\$0
Lee	0.0	\$0
Lowndes	0.0	\$0
Macon	0.0	\$0
Marion	0.0	\$0
Miller	0.0	\$0
Mitchell	0.0	\$0
Quitman	0.0	\$0
Randolph	0.0	\$0
Schley	0.0	\$0
Seminole	0.0	\$0
Stewart	0.0	\$0
Sumter	0.0	\$0
Taylor	0.0	\$0
Terrell	0.0	\$0
Thomas	0.0	\$0
Tift	120.0	\$286,000
Turner	0.0	\$0
Webster	0.0	\$0
Worth	0.0	\$0
Lettuce	180	\$442,000

Lima Beans

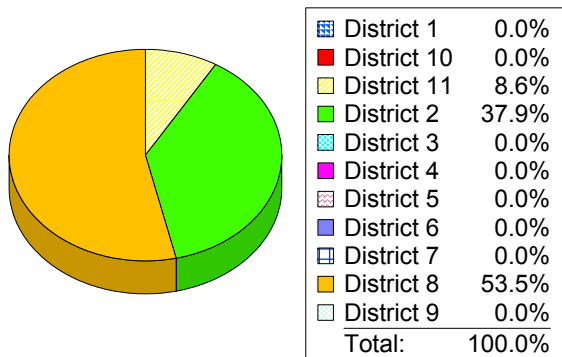
County	Acres	Farm Gate Value
Baker	0.0	\$0
Brooks	75.0	\$146,250
Calhoun	0.0	\$0
Chattahoo.	0.0	\$0
Clay	0.0	\$0
Colquitt	150.0	\$180,000
Cook	0.0	\$0
Crisp	0.0	\$0
Decatur	360.0	\$567,000
Dougherty	0.0	\$0
Early	0.0	\$0
Grady	294.0	\$305,190
Lee	0.0	\$0
Lowndes	0.0	\$0
Macon	0.0	\$0
Marion	0.0	\$0
Miller	0.0	\$0
Mitchell	0.0	\$0
Quitman	0.0	\$0
Randolph	0.0	\$0
Schley	0.0	\$0
Seminole	0.0	\$0
Stewart	0.0	\$0
Sumter	0.0	\$0
Taylor	51.0	\$32,100
Terrell	42.0	\$126,000
Thomas	0.0	\$0
Tift	60.0	\$117,000
Turner	869.0	\$1,173,150
Webster	20.0	\$22,500
Worth	110.0	\$214,500
Lima Beans	2,031	\$2,883,690

Georgia Total \$1,166,800

Georgia Total \$3,826,065

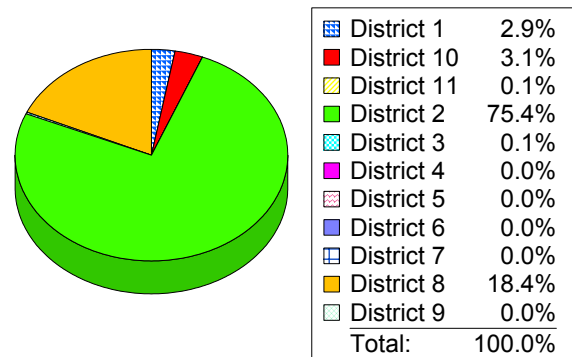
Farm Gate Value by Congressional District

For Lettuce



Farm Gate Value by Congressional District

For Lima Beans



Georgia Congressional District 2

Mustard

County	Acres	Farm Gate Value
Baker	0.0	\$0
Brooks	85.0	\$121,125
Calhoun	0.0	\$0
Chattahoo.	0.0	\$0
Clay	0.0	\$0
Colquitt	1,150.0	\$938,602
Cook	100.0	\$59,640
Crisp	0.0	\$0
Decatur	0.0	\$0
Dougherty	0.0	\$0
Early	0.0	\$0
Grady	110.0	\$106,281
Lee	0.0	\$0
Lowndes	75.0	\$124,688
Macon	70.0	\$66,640
Marion	0.0	\$0
Miller	0.0	\$0
Mitchell	50.0	\$83,125
Quitman	0.0	\$0
Randolph	0.0	\$0
Schley	0.0	\$0
Seminole	0.0	\$0
Stewart	0.0	\$0
Sumter	0.0	\$0
Taylor	5.0	\$6,888
Terrell	0.0	\$0
Thomas	38.0	\$75,810
Tift	1,500.0	\$3,206,250
Turner	0.0	\$0
Webster	0.0	\$0
Worth	31.0	\$44,175
Mustard	3,214	\$4,833,223

Okra

County	Acres	Farm Gate Value
Baker	0.0	\$0
Brooks	13.0	\$81,900
Calhoun	0.0	\$0
Chattahoo.	0.0	\$0
Clay	0.0	\$0
Colquitt	10.0	\$36,000
Cook	0.0	\$0
Crisp	0.5	\$3,150
Decatur	16.0	\$86,400
Dougherty	0.0	\$0
Early	0.0	\$0
Grady	159.0	\$439,600
Lee	0.0	\$0
Lowndes	0.0	\$0
Macon	20.5	\$78,975
Marion	5.0	\$9,000
Miller	0.0	\$0
Mitchell	29.0	\$164,700
Quitman	0.0	\$0
Randolph	0.0	\$0
Schley	0.0	\$0
Seminole	10.0	\$63,000
Stewart	0.0	\$0
Sumter	0.0	\$0
Taylor	13.0	\$62,550
Terrell	0.0	\$0
Thomas	28.0	\$231,840
Tift	2.0	\$12,600
Turner	1.0	\$5,400
Webster	1.0	\$6,750
Worth	1.0	\$2,700
Okra	309	\$1,284,565

Georgia Total

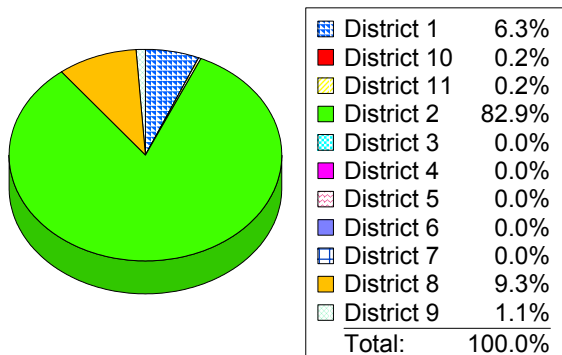
\$5,827,439

Georgia Total

\$2,165,080

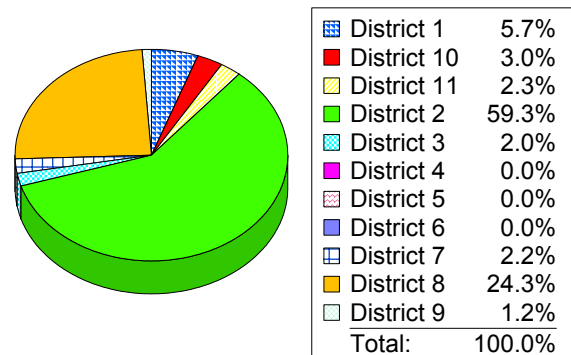
Farm Gate Value by Congressional District

For Mustard



Farm Gate Value by Congressional District

For Okra



Georgia Congressional District 2

Onions

County	Acres	Farm Gate Value
Baker	0.0	\$0
Brooks	0.0	\$0
Calhoun	0.0	\$0
Chattahoo.	0.0	\$0
Clay	0.0	\$0
Colquitt	0.0	\$0
Cook	0.0	\$0
Crisp	11.0	\$51,480
Decatur	0.0	\$0
Dougherty	0.0	\$0
Early	0.0	\$0
Grady	0.0	\$0
Lee	0.0	\$0
Lowndes	0.0	\$0
Macon	0.0	\$0
Marion	0.0	\$0
Miller	0.0	\$0
Mitchell	0.0	\$0
Quitman	0.0	\$0
Randolph	0.0	\$0
Schley	0.0	\$0
Seminole	4.0	\$20,800
Stewart	0.0	\$0
Sumter	0.0	\$0
Taylor	0.0	\$0
Terrell	0.0	\$0
Thomas	0.0	\$0
Tift	3.5	\$21,840
Turner	0.0	\$0
Webster	0.0	\$0
Worth	14.0	\$72,800
Onions	33	\$166,920

Pole Beans

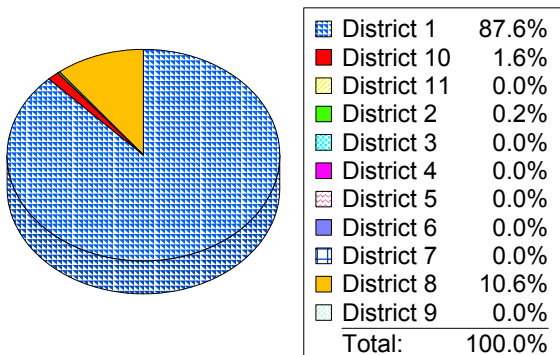
County	Acres	Farm Gate Value
Baker	0.0	\$0
Brooks	0.0	\$0
Calhoun	0.0	\$0
Chattahoo.	0.0	\$0
Clay	0.0	\$0
Colquitt	10.0	\$6,500
Cook	0.0	\$0
Crisp	0.0	\$0
Decatur	0.0	\$0
Dougherty	0.0	\$0
Early	0.0	\$0
Grady	149.0	\$574,400
Lee	0.0	\$0
Lowndes	0.0	\$0
Macon	0.0	\$0
Marion	0.0	\$0
Miller	0.0	\$0
Mitchell	0.0	\$0
Quitman	0.0	\$0
Randolph	0.0	\$0
Schley	0.0	\$0
Seminole	0.0	\$0
Stewart	0.0	\$0
Sumter	0.0	\$0
Taylor	0.0	\$0
Terrell	0.0	\$0
Thomas	0.0	\$0
Tift	40.0	\$130,000
Turner	0.0	\$0
Webster	0.0	\$0
Worth	0.0	\$0
Pole Beans	199	\$710,900

Georgia Total

\$94,487,900

Farm Gate Value by Congressional District

For Onions

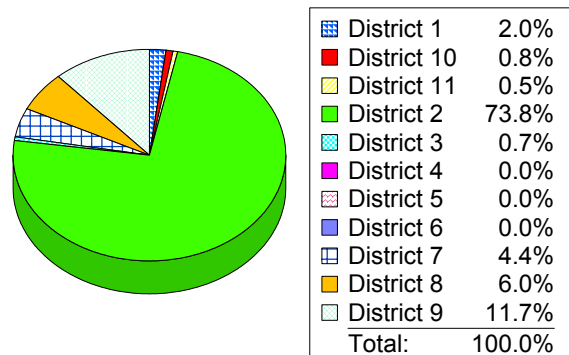


Georgia Total

\$963,230

Farm Gate Value by Congressional District

For Pole Beans



Georgia Congressional District 2

Pumpkin

County	Acres	Farm Gate Value
Baker	0.0	\$0
Brooks	0.0	\$0
Calhoun	0.0	\$0
Chattahoo.	0.0	\$0
Clay	0.0	\$0
Colquitt	10.0	\$5,000
Cook	0.0	\$0
Crisp	0.0	\$0
Decatur	30.0	\$120,000
Dougherty	0.0	\$0
Early	0.0	\$0
Grady	0.0	\$0
Lee	0.0	\$0
Lowndes	0.0	\$0
Macon	0.0	\$0
Marion	5.0	\$15,000
Miller	0.0	\$0
Mitchell	3.0	\$12,000
Quitman	0.0	\$0
Randolph	0.0	\$0
Schley	0.0	\$0
Seminole	0.0	\$0
Stewart	0.3	\$900
Sumter	0.0	\$0
Taylor	0.0	\$0
Terrell	10.0	\$40,000
Thomas	0.0	\$0
Tift	0.0	\$0
Turner	0.0	\$0
Webster	0.0	\$0
Worth	0.0	\$0
Pumpkin	58	\$192,900

Snap Beans

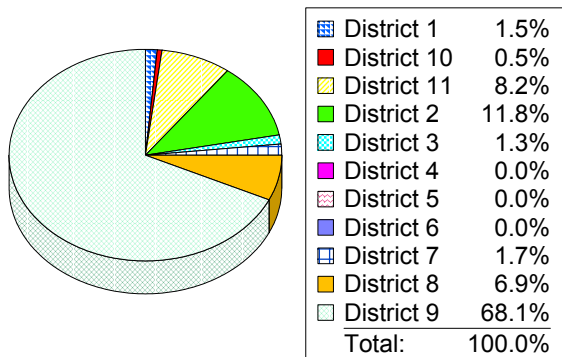
County	Acres	Farm Gate Value
Baker	170.0	\$103,250
Brooks	400.0	\$210,000
Calhoun	0.0	\$0
Chattahoo.	0.0	\$0
Clay	0.0	\$0
Colquitt	150.0	\$83,500
Cook	100.0	\$52,500
Crisp	760.0	\$1,257,000
Decatur	2,290.0	\$3,788,181
Dougherty	10.0	\$7,200
Early	0.0	\$0
Grady	109.0	\$130,640
Lee	2,800.0	\$4,298,000
Lowndes	250.0	\$689,375
Macon	768.0	\$1,258,920
Marion	0.0	\$0
Miller	0.0	\$0
Mitchell	750.0	\$1,300,500
Quitman	0.0	\$0
Randolph	0.0	\$0
Schley	40.0	\$72,000
Seminole	1,400.0	\$831,250
Stewart	0.0	\$0
Sumter	10,000.0	\$19,650,000
Taylor	0.0	\$0
Terrell	0.0	\$0
Thomas	53.0	\$104,400
Tift	1,350.0	\$2,735,000
Turner	6.5	\$7,800
Webster	40.0	\$38,400
Worth	95.0	\$171,000
Snap Beans	21,542	\$36,788,916

Georgia Total \$1,637,837

Georgia Total \$46,295,337

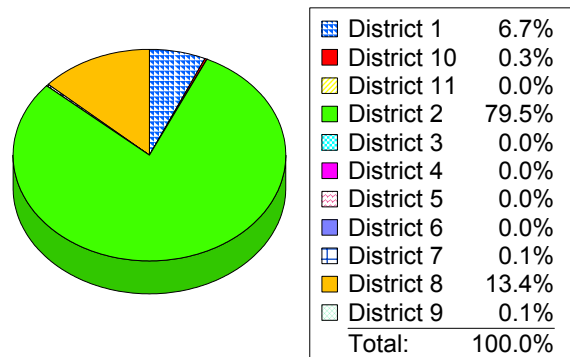
Farm Gate Value by Congressional District

For Pumpkin



Farm Gate Value by Congressional District

For Snap Beans



Georgia Congressional District 2

Southern Peas

County	Acres	Farm Gate Value
Baker	0.0	\$0
Brooks	135.0	\$175,500
Calhoun	0.0	\$0
Chattahoo.	0.0	\$0
Clay	0.0	\$0
Colquitt	50.0	\$33,750
Cook	50.0	\$55,000
Crisp	365.0	\$323,500
Decatur	742.0	\$1,113,000
Dougherty	10.0	\$5,000
Early	0.0	\$0
Grady	322.0	\$404,560
Lee	0.0	\$0
Lowndes	0.0	\$0
Macon	20.0	\$18,000
Marion	1,200.0	\$1,140,000
Miller	0.0	\$0
Mitchell	236.0	\$306,800
Quitman	0.0	\$0
Randolph	0.0	\$0
Schley	20.0	\$18,000
Seminole	150.0	\$195,000
Stewart	15.0	\$13,500
Sumter	25.0	\$32,500
Taylor	185.0	\$110,000
Terrell	0.0	\$0
Thomas	147.0	\$191,100
Tift	50.0	\$62,500
Turner	176.0	\$104,400
Webster	55.0	\$48,500
Worth	251.0	\$285,900
Southern Peas	4,204	\$4,636,510

Spinach

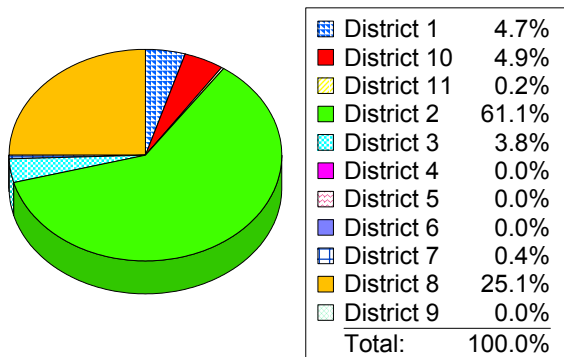
County	Acres	Farm Gate Value
Baker	0.0	\$0
Brooks	20.0	\$104,000
Calhoun	0.0	\$0
Chattahoo.	0.0	\$0
Clay	0.0	\$0
Colquitt	10.0	\$9,750
Cook	0.0	\$0
Crisp	0.0	\$0
Decatur	0.0	\$0
Dougherty	0.0	\$0
Early	0.0	\$0
Grady	0.0	\$0
Lee	0.0	\$0
Lowndes	0.0	\$0
Macon	0.0	\$0
Marion	0.0	\$0
Miller	0.0	\$0
Mitchell	0.0	\$0
Quitman	0.0	\$0
Randolph	0.0	\$0
Schley	0.0	\$0
Seminole	0.0	\$0
Stewart	0.0	\$0
Sumter	0.0	\$0
Taylor	0.0	\$0
Terrell	0.0	\$0
Thomas	0.0	\$0
Tift	0.0	\$0
Turner	0.0	\$0
Webster	0.0	\$0
Worth	0.0	\$0
Spinach	30	\$113,750

Georgia Total \$7,591,530

Georgia Total \$113,750

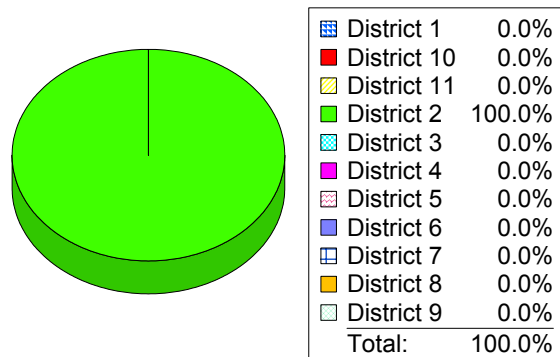
Farm Gate Value by Congressional District

For Southern Peas



Farm Gate Value by Congressional District

For Spinach



Georgia Congressional District 2

Sweet Corn

County	Acres	Farm Gate Value
Baker	270.0	\$556,200
Brooks	50.0	\$90,125
Calhoun	0.0	\$0
Chattahoo.	0.0	\$0
Clay	0.0	\$0
Colquitt	310.0	\$319,300
Cook	0.0	\$0
Crisp	14.0	\$25,235
Decatur	11,883.0	\$25,043,291
Dougherty	10.0	\$5,150
Early	0.0	\$0
Grady	413.0	\$687,525
Lee	1,000.0	\$1,921,500
Lowndes	0.0	\$0
Macon	50.0	\$90,125
Marion	90.0	\$22,660
Miller	435.0	\$896,100
Mitchell	7,310.0	\$14,337,600
Quitman	0.0	\$0
Randolph	0.0	\$0
Schley	25.0	\$9,656
Seminole	110.0	\$220,935
Stewart	0.0	\$0
Sumter	350.0	\$630,875
Taylor	19.0	\$12,875
Terrell	20.0	\$25,750
Thomas	0.0	\$0
Tift	5.0	\$6,438
Turner	6.0	\$4,635
Webster	5.0	\$4,506
Worth	6.0	\$10,815
Sweet Corn	22,381	\$44,921,296

Sweet Potatoes

County	Acres	Farm Gate Value
Baker	0.0	\$0
Brooks	5.0	\$12,375
Calhoun	0.0	\$0
Chattahoo.	0.0	\$0
Clay	0.0	\$0
Colquitt	0.0	\$0
Cook	0.0	\$0
Crisp	0.0	\$0
Decatur	6.0	\$32,400
Dougherty	0.0	\$0
Early	0.0	\$0
Grady	0.0	\$0
Lee	0.0	\$0
Lowndes	25.0	\$67,500
Macon	2.0	\$1,800
Marion	5.0	\$2,250
Miller	0.0	\$0
Mitchell	0.0	\$0
Quitman	0.0	\$0
Randolph	0.0	\$0
Schley	15.0	\$33,750
Seminole	0.0	\$0
Stewart	0.0	\$0
Sumter	0.0	\$0
Taylor	5.0	\$13,050
Terrell	0.0	\$0
Thomas	0.0	\$0
Tift	140.0	\$535,500
Turner	0.0	\$0
Webster	1.0	\$2,475
Worth	0.0	\$0
Sweet Potatoes	204	\$701,100

Georgia Total

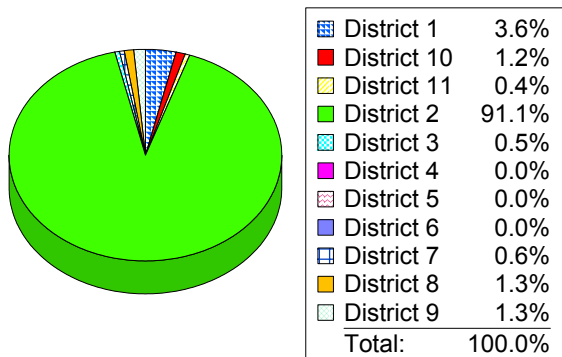
\$49,289,746

Georgia Total

\$1,852,808

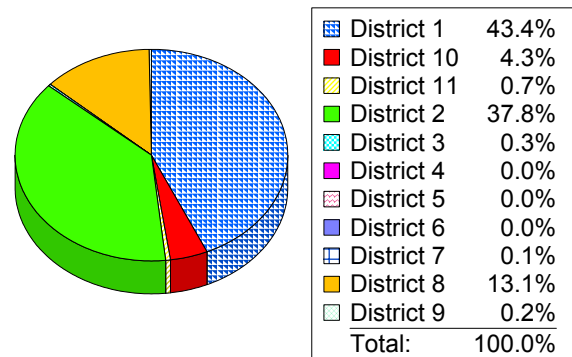
Farm Gate Value by Congressional District

For Sweet Corn



Farm Gate Value by Congressional District

For Sweet Potatoes



Georgia Congressional District 2

Tomato

County	Acres	Farm Gate Value
Baker	0.0	\$0
Brooks	225.0	\$2,920,000
Calhoun	0.0	\$0
Chattahoo.	0.0	\$0
Clay	0.0	\$0
Colquitt	300.0	\$3,060,000
Cook	0.0	\$0
Crisp	6.0	\$4,200
Decatur	3,420.0	\$48,360,000
Dougherty	0.0	\$0
Early	0.0	\$0
Grady	122.0	\$1,418,800
Lee	0.0	\$0
Lowndes	150.0	\$2,130,000
Macon	5.5	\$33,000
Marion	0.0	\$0
Miller	0.0	\$0
Mitchell	77.0	\$631,200
Quitman	0.0	\$0
Randolph	0.0	\$0
Schley	2.0	\$5,600
Seminole	770.0	\$11,480,000
Stewart	0.0	\$0
Sumter	0.0	\$0
Taylor	5.5	\$21,700
Terrell	0.0	\$0
Thomas	0.0	\$0
Tift	25.0	\$490,000
Turner	0.0	\$0
Webster	0.0	\$0
Worth	1.0	\$8,400
Tomato	5,109	\$70,562,900

Turnip Greens

County	Acres	Farm Gate Value
Baker	0.0	\$0
Brooks	125.0	\$200,688
Calhoun	0.0	\$0
Chattahoo.	0.0	\$0
Clay	0.0	\$0
Colquitt	1,650.0	\$1,355,365
Cook	100.0	\$55,100
Crisp	0.0	\$0
Decatur	0.0	\$0
Dougherty	10.0	\$9,500
Early	0.0	\$0
Grady	145.0	\$132,644
Lee	0.0	\$0
Lowndes	50.0	\$83,125
Macon	260.0	\$195,338
Marion	0.0	\$0
Miller	0.0	\$0
Mitchell	100.0	\$161,500
Quitman	0.0	\$0
Randolph	0.0	\$0
Schley	0.0	\$0
Seminole	4.0	\$6,460
Stewart	0.0	\$0
Sumter	0.0	\$0
Taylor	41.0	\$66,405
Terrell	0.0	\$0
Thomas	24.0	\$41,610
Tift	3,000.0	\$4,560,000
Turner	10.0	\$15,200
Webster	3.0	\$4,703
Worth	25.0	\$40,375
Turnip Greens	5,547	\$6,928,012

Georgia Total

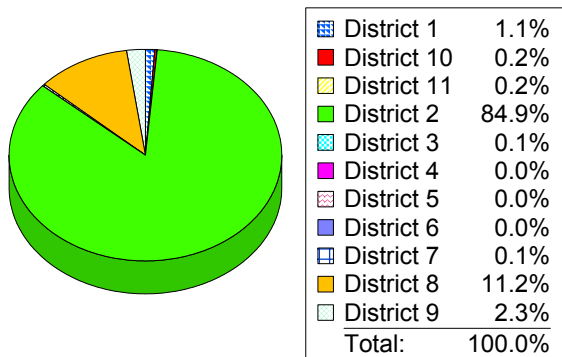
\$83,099,710

Georgia Total

\$8,739,612

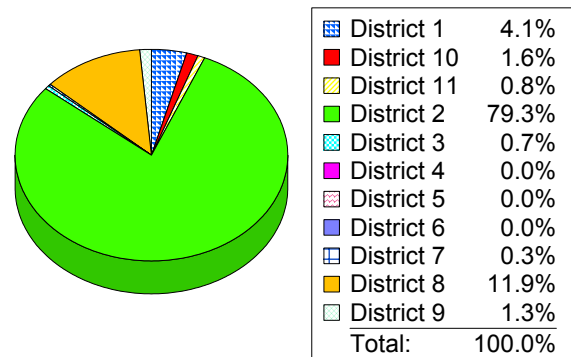
Farm Gate Value by Congressional District

For Tomato



Farm Gate Value by Congressional District

For Turnip Greens



Georgia Congressional District 2

Turnip Roots

County	Acres	Farm Gate Value
Baker	0.0	\$0
Brooks	25.0	\$27,500
Calhoun	0.0	\$0
Chattahoo.	0.0	\$0
Clay	0.0	\$0
Colquitt	50.0	\$40,625
Cook	0.0	\$0
Crisp	0.0	\$0
Decatur	0.0	\$0
Dougherty	0.0	\$0
Early	0.0	\$0
Grady	0.0	\$0
Lee	0.0	\$0
Lowndes	0.0	\$0
Macon	140.0	\$136,737
Marion	0.0	\$0
Miller	0.0	\$0
Mitchell	0.0	\$0
Quitman	0.0	\$0
Randolph	0.0	\$0
Schley	0.0	\$0
Seminole	0.0	\$0
Stewart	0.0	\$0
Sumter	0.0	\$0
Taylor	14.0	\$23,325
Terrell	0.0	\$0
Thomas	0.0	\$0
Tift	50.0	\$85,000
Turner	0.0	\$0
Webster	2.0	\$2,200
Worth	0.0	\$0
Turnip Roots	281	\$315,387

Watermelon

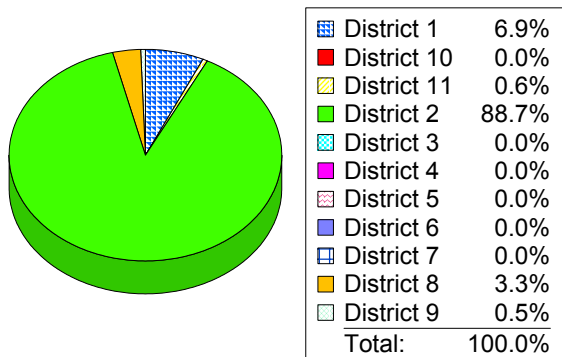
County	Acres	Farm Gate Value
Baker	90.0	\$414,000
Brooks	675.0	\$1,566,875
Calhoun	0.0	\$0
Chattahoo.	0.0	\$0
Clay	7.0	\$2,818
Colquitt	1,025.0	\$1,768,125
Cook	250.0	\$718,750
Crisp	4,500.0	\$12,161,250
Decatur	474.0	\$1,913,600
Dougherty	50.0	\$46,000
Early	221.7	\$63,739
Grady	42.0	\$29,900
Lee	0.0	\$0
Lowndes	75.0	\$129,375
Macon	100.0	\$108,531
Marion	1,000.0	\$1,667,500
Miller	0.0	\$0
Mitchell	305.0	\$715,875
Quitman	0.0	\$0
Randolph	0.0	\$0
Schley	40.0	\$46,000
Seminole	850.0	\$2,328,750
Stewart	105.2	\$139,127
Sumter	800.0	\$2,012,500
Taylor	1,165.0	\$2,140,438
Terrell	20.0	\$34,500
Thomas	161.0	\$471,730
Tift	2,000.0	\$4,571,250
Turner	1,620.0	\$4,347,000
Webster	65.0	\$85,963
Worth	1,795.0	\$4,299,563
Watermelon	17,436	\$41,783,157

Georgia Total \$355,737

Georgia Total \$73,454,791

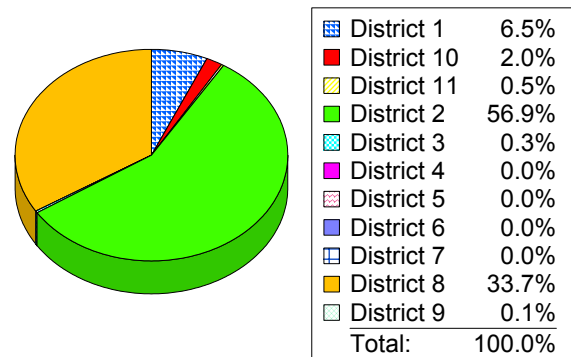
Farm Gate Value by Congressional District

For Turnip Roots



Farm Gate Value by Congressional District

For Watermelon



Georgia Congressional District 2

Winter Squash

County	Acres	Farm Gate Value
Baker	0.0	\$0
Brooks	0.0	\$0
Calhoun	0.0	\$0
Chattahoo.	0.0	\$0
Clay	0.0	\$0
Colquitt	25.0	\$43,750
Cook	0.0	\$0
Crisp	50.0	\$35,000
Decatur	0.0	\$0
Dougherty	0.0	\$0
Early	0.0	\$0
Grady	0.0	\$0
Lee	0.0	\$0
Lowndes	0.0	\$0
Macon	0.0	\$0
Marion	0.0	\$0
Miller	0.0	\$0
Mitchell	0.0	\$0
Quitman	0.0	\$0
Randolph	0.0	\$0
Schley	0.0	\$0
Seminole	0.0	\$0
Stewart	0.0	\$0
Sumter	0.0	\$0
Taylor	0.0	\$0
Terrell	0.0	\$0
Thomas	0.0	\$0
Tift	50.0	\$420,000
Turner	0.0	\$0
Webster	0.0	\$0
Worth	0.0	\$0
Winter Squash	125	\$498,750

Yellow Squash

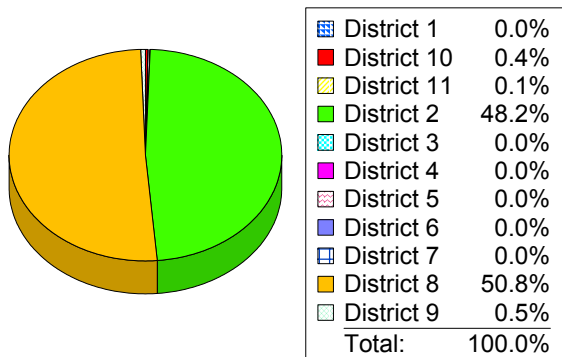
County	Acres	Farm Gate Value
Baker	250.0	\$348,750
Brooks	700.0	\$3,190,000
Calhoun	0.0	\$0
Chattahoo.	0.0	\$0
Clay	0.0	\$0
Colquitt	750.0	\$1,115,313
Cook	400.0	\$1,552,500
Crisp	0.0	\$0
Decatur	325.0	\$2,725,000
Dougherty	0.0	\$0
Early	0.0	\$0
Grady	338.0	\$516,400
Lee	180.0	\$894,800
Lowndes	350.0	\$1,830,000
Macon	145.0	\$195,050
Marion	0.0	\$0
Miller	0.0	\$0
Mitchell	307.0	\$748,400
Quitman	0.0	\$0
Randolph	0.0	\$0
Schley	0.0	\$0
Seminole	30.0	\$118,000
Stewart	0.0	\$0
Sumter	240.0	\$549,000
Taylor	1.0	\$775
Terrell	0.0	\$0
Thomas	127.0	\$305,030
Tift	320.0	\$4,260,000
Turner	103.0	\$239,475
Webster	19.0	\$760
Worth	57.0	\$132,525
Yellow Squash	4,642	\$18,721,778

Georgia Total \$1,035,300

Georgia Total \$29,144,872

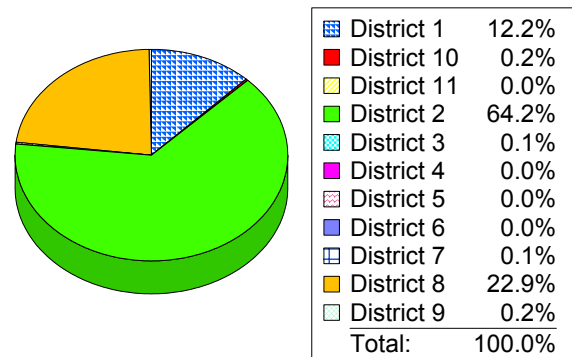
Farm Gate Value by Congressional District

For Winter Squash



Farm Gate Value by Congressional District

For Yellow Squash



Georgia Congressional District 2

Zucchini

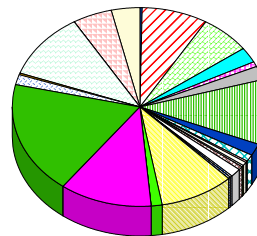
District 2
Vegetables

Total

\$386,605,458

County	Acres	Farm Gate Value
Baker	30.0	\$100,050
Brooks	100.0	\$652,500
Calhoun	0.0	\$0
Chattahoo.	0.0	\$0
Clay	0.0	\$0
Colquitt	1,125.0	\$2,901,250
Cook	400.0	\$1,651,250
Crisp	0.0	\$0
Decatur	100.0	\$797,500
Dougherty	0.0	\$0
Early	0.0	\$0
Grady	74.0	\$212,600
Lee	60.0	\$241,500
Lowndes	125.0	\$918,125
Macon	15.0	\$25,800
Marion	0.0	\$0
Miller	0.0	\$0
Mitchell	460.0	\$1,163,500
Quitman	0.0	\$0
Randolph	0.0	\$0
Schley	0.0	\$0
Seminole	20.0	\$130,500
Stewart	0.0	\$0
Sumter	175.0	\$484,750
Taylor	0.0	\$0
Terrell	0.0	\$0
Thomas	16.0	\$45,820
Tift	250.0	\$4,765,625
Turner	85.0	\$271,150
Webster	2.0	\$44
Worth	30.0	\$51,600
Zucchini	3,067	\$14,413,564

District Farm Gate Value For Vegetables



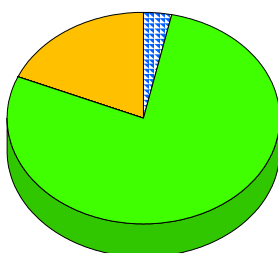
Banana Peppers	0.2%
Bell Peppers	8.6%
Broccoli	0.0%
Cabbage	6.2%
Cantaloupe	2.6%
Carrots	0.8%
Collards	2.3%
Cucumbers	10.4%
Eggplant	1.9%
English Peas	0.2%
Green Onions	0.0%
Hot Peppers	1.1%
Irish Potatoes	0.3%
Kale	0.5%
Lettuce	0.1%
Lima Beans	0.7%
Mustard	1.3%
Okra	0.3%
Onions	0.0%
Other Vegetable	0.0%
Pole Beans	0.2%
Pumpkin	0.0%
Snap Beans	9.5%
Southern Peas	1.2%
Spinach	0.0%
Sweet Corn	11.6%
Sweet Potatoes	0.2%
Tomato	18.3%
Turnip Greens	1.8%
Turnip Roots	0.1%
Watermelon	10.8%
Winter Squash	0.1%
Yellow Squash	4.8%
Zucchini	3.7%
Total:	100.0%

Georgia Total

\$18,429,985

Farm Gate Value by Congressional District

For Zucchini



District 1	3.2%
District 10	0.0%
District 11	0.0%
District 2	78.2%
District 3	0.0%
District 4	0.0%
District 5	0.0%
District 6	0.0%
District 7	0.0%
District 8	18.5%
District 9	0.1%
Total:	100.0%

Georgia Congressional District 2

Ornamental Horticulture

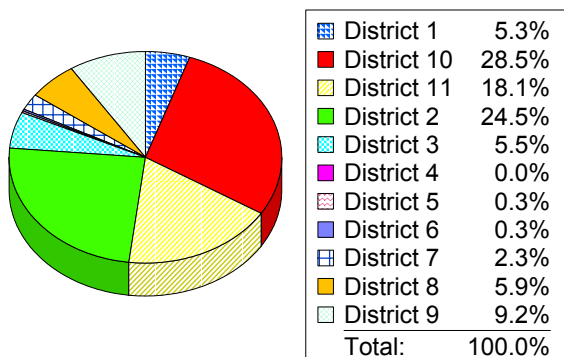
Container Nursery

County	Acres	Price	Farm Gate Value
Baker	2.0	\$39,000	\$78,000
Brooks	8.0	\$39,000	\$312,000
Calhoun	0.0	\$0	\$0
Chattahoo.	0.0	\$0	\$0
Clay	4.0	\$39,000	\$156,000
Colquitt	16.2	\$39,000	\$631,800
Cook	10.0	\$39,000	\$390,000
Crisp	3.5	\$39,000	\$136,500
Decatur	16.0	\$39,000	\$624,000
Dougherty	0.0	\$0	\$0
Early	0.0	\$0	\$0
Grady	764.0	\$39,000	\$29,796,000
Lee	0.0	\$0	\$0
Lowndes	60.0	\$39,000	\$2,340,000
Macon	7.0	\$39,000	\$273,000
Marion	0.0	\$0	\$0
Miller	0.0	\$0	\$0
Mitchell	0.0	\$0	\$0
Quitman	0.0	\$0	\$0
Randolph	15.0	\$39,000	\$585,000
Schley	0.0	\$0	\$0
Seminole	0.0	\$0	\$0
Stewart	1.5	\$39,000	\$58,500
Sumter	7.0	\$39,000	\$273,000
Taylor	3.0	\$39,000	\$117,000
Terrell	1.0	\$39,000	\$39,000
Thomas	52.0	\$39,000	\$2,028,000
Tift	10.0	\$39,000	\$390,000
Turner	0.0	\$0	\$0
Webster	0.0	\$0	\$0
Worth	2.0	\$39,000	\$78,000
Container Nursery	982		\$38,305,800

Georgia Total \$156,133,050

Farm Gate Value by Congressional District

For Container Nursery



Field Nursery

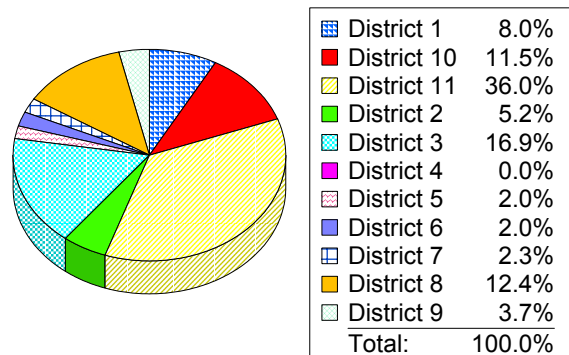
County	Acres	Price	Farm Gate Value
Baker	7.0	\$9,995	\$69,965
Brooks	1.0	\$9,995	\$9,995
Calhoun	0.0	\$0	\$0
Chattahoo.	0.0	\$0	\$0
Clay	0.0	\$0	\$0
Colquitt	22.5	\$9,995	\$224,888
Cook	0.0	\$0	\$0
Crisp	1.6	\$9,995	\$15,992
Decatur	0.0	\$9,995	\$0
Dougherty	0.0	\$0	\$0
Early	0.0	\$0	\$0
Grady	150.0	\$9,995	\$1,499,250
Lee	0.0	\$0	\$0
Lowndes	10.0	\$9,995	\$99,950
Macon	0.0	\$0	\$0
Marion	0.0	\$0	\$0
Miller	0.0	\$0	\$0
Mitchell	0.0	\$0	\$0
Quitman	0.0	\$0	\$0
Randolph	0.0	\$0	\$0
Schley	0.0	\$0	\$0
Seminole	6.0	\$9,995	\$59,970
Stewart	0.0	\$0	\$0
Sumter	0.0	\$0	\$0
Taylor	21.0	\$9,995	\$209,895
Terrell	0.0	\$0	\$0
Thomas	36.0	\$25,000	\$900,000
Tift	4.0	\$9,995	\$39,980
Turner	0.0	\$0	\$0
Webster	0.0	\$0	\$0
Worth	0.0	\$0	\$0
Field Nursery	259		\$3,129,885

Georgia Total

\$60,051,554

Farm Gate Value by Congressional District

For Field Nursery



Georgia Congressional District 2

Greenhouse

County	Sq. Feet	Price	Farm Gate Value
Baker	26,316	\$9.50	\$250,002
Brooks	45,000	\$9.50	\$427,500
Calhoun	78,000	\$9.50	\$741,000
Chattahoo.	0	\$0.00	\$0
Clay	0	\$0.00	\$0
Colquitt	1,124,668	\$9.50	\$10,684,346
Cook	10,000	\$9.50	\$95,000
Crisp	21,000	\$9.50	\$199,500
Decatur	9,800	\$9.50	\$93,100
Dougherty	0	\$0.00	\$0
Early	1,800	\$9.50	\$17,100
Grady	1,966,260	\$3.00	\$5,898,780
Lee	32,000	\$9.50	\$304,000
Lowndes	200,000	\$9.50	\$1,900,000
Macon	18,000	\$9.50	\$171,000
Marion	0	\$0.00	\$0
Miller	0	\$0.00	\$0
Mitchell	25,000	\$9.50	\$237,500
Quitman	0	\$0.00	\$0
Randolph	15,000	\$9.50	\$142,500
Schley	0	\$0.00	\$0
Seminole	13,000	\$9.50	\$123,500
Stewart	4,800	\$9.50	\$45,600
Sumter	155,400	\$9.50	\$1,476,300
Taylor	18,250	\$9.50	\$173,375
Terrell	0	\$0.00	\$0
Thomas	27,000	\$9.50	\$256,500
Tift	940,000	\$9.50	\$8,930,000
Turner	0	\$0.00	\$0
Webster	25,000	\$9.50	\$237,500
Worth	0	\$0.00	\$0
Greenhouse	4,756,294		\$32,404,103

Miscellaneous Ornamental Horticulture

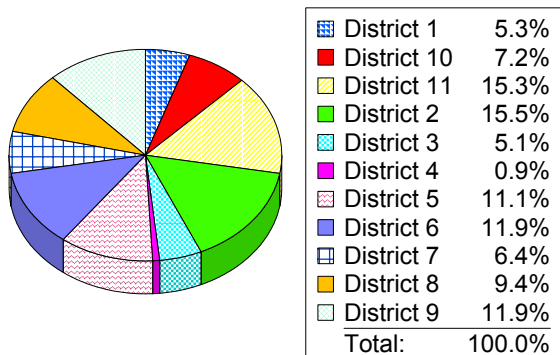
County	Farm Gate Value
Baker	\$0
Brooks	\$0
Calhoun	\$0
Chattahoo.	\$0
Clay	\$0
Colquitt	\$0
Cook	\$0
Crisp	\$0
Decatur	\$0
Dougherty	\$0
Early	\$0
Grady	\$0
Lee	\$500,000
Lowndes	\$0
Macon	\$0
Marion	\$0
Miller	\$0
Mitchell	\$0
Quitman	\$0
Randolph	\$0
Schley	\$0
Seminole	\$0
Stewart	\$0
Sumter	\$0
Taylor	\$0
Terrell	\$0
Thomas	\$0
Tift	\$0
Turner	\$0
Webster	\$0
Worth	\$0
Miscellaneous Orn Hort.	\$500,000

Georgia Total \$209,716,263

Georgia Total \$3,833,869

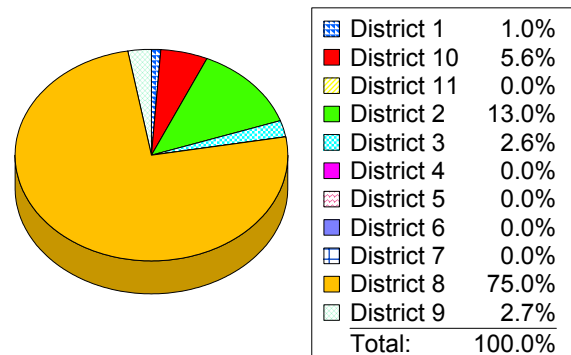
Farm Gate Value by Congressional District

For Greenhouse



Farm Gate Value by Congressional District

For Miscellaneous Ornamental Horticulture



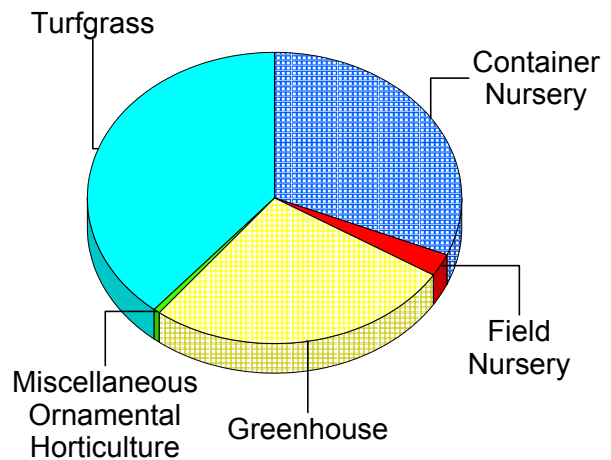
Georgia Congressional District 2

Turfgrass

County	Acres	Yield	Price	Farm Gate Value
Baker	0.0	0.00	\$0	\$0
Brooks	0.0	0.00	\$0	\$0
Calhoun	0.0	0.00	\$0	\$0
Chattahoo.	0.0	0.00	\$0	\$0
Clay	0.0	0.00	\$0	\$0
Colquitt	980.0	0.67	\$4,100	\$2,692,060
Cook	4,000.0	0.67	\$4,100	\$10,988,000
Crisp	26.0	0.67	\$4,100	\$71,422
Decatur	833.0	0.67	\$4,100	\$2,288,251
Dougherty	200.0	0.67	\$4,100	\$549,400
Early	300.0	0.67	\$4,100	\$824,100
Grady	11.0	0.67	\$4,100	\$30,217
Lee	150.0	0.67	\$4,100	\$412,050
Lowndes	150.0	0.67	\$4,100	\$412,050
Macon	2,600.0	0.67	\$4,100	\$7,142,200
Marion	0.0	0.00	\$0	\$0
Miller	0.0	0.00	\$0	\$0
Mitchell	1,125.0	0.67	\$4,100	\$3,090,375
Quitman	0.0	0.00	\$0	\$0
Randolph	0.0	0.00	\$0	\$0
Schley	70.0	0.67	\$4,100	\$192,290
Seminole	300.0	0.67	\$4,100	\$824,100
Stewart	0.0	0.00	\$0	\$0
Sumter	1,550.0	0.67	\$4,100	\$4,257,850
Taylor	375.0	0.67	\$4,100	\$1,030,125
Terrell	230.0	0.67	\$4,100	\$631,810
Thomas	58.0	0.67	\$4,100	\$159,326
Tift	2,400.0	0.67	\$4,100	\$6,592,800
Turner	948.0	0.67	\$4,100	\$2,604,156
Webster	10.0	0.67	\$4,100	\$27,470
Worth	1,000.0	0.67	\$4,100	\$2,747,000
Turfgrass	17,316			\$47,567,052

District 2 Total \$121,906,840
Ornamental Horticulture

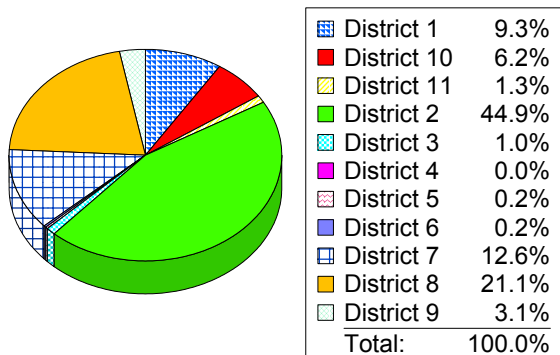
District Farm Gate Value For Ornamental Horticulture



Container Nursery	31.4%
Field Nursery	2.6%
Greenhouse	26.6%
Miscellaneous Ornamental Horticulture	0.4%
Turfgrass	39.0%
Total:	100.0%

Georgia Total **\$105,823,747**

Farm Gate Value by Congressional District For Turfgrass



Georgia Congressional District 2

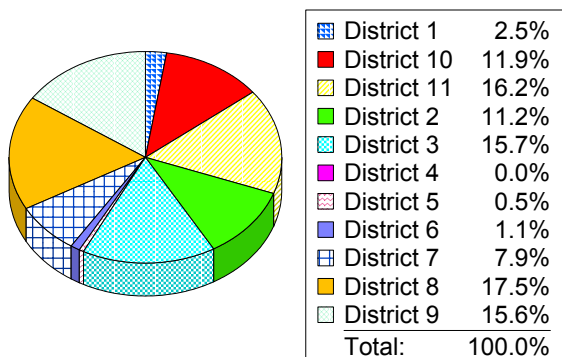
Forestry and Related Products

Christmas Trees

County	Acres	Yield	Price	Farm Gate Value
Baker	0.0	0.00	\$10,656	\$0
Brooks	10.0	0.25	\$10,656	\$26,640
Calhoun	0.0	0.00	\$10,656	\$0
Chattahoo.	0.0	0.00	\$10,656	\$0
Clay	0.0	0.00	\$10,656	\$0
Colquitt	20.0	0.25	\$10,656	\$53,280
Cook	10.0	0.25	\$10,656	\$26,640
Crisp	25.0	0.25	\$10,656	\$66,600
Decatur	12.0	1.00	\$4,000	\$48,000
Dougherty	30.0	0.25	\$10,656	\$79,920
Early	0.0	0.00	\$0	\$0
Grady	15.0	0.25	\$10,656	\$39,960
Lee	0.0	0.00	\$0	\$0
Lowndes	50.0	0.25	\$10,656	\$133,200
Macon	0.0	0.00	\$0	\$0
Marion	0.0	0.00	\$0	\$0
Miller	0.0	0.00	\$0	\$0
Mitchell	0.0	0.00	\$0	\$0
Quitman	0.0	0.00	\$0	\$0
Randolph	0.0	0.00	\$0	\$0
Schley	5.0	0.25	\$10,656	\$13,320
Seminole	40.0	0.25	\$10,656	\$106,560
Stewart	0.0	0.00	\$0	\$0
Sumter	10.0	0.25	\$10,656	\$26,640
Taylor	0.0	0.00	\$0	\$0
Terrell	0.0	0.00	\$0	\$0
Thomas	26.0	0.25	\$10,656	\$69,264
Tift	50.0	0.25	\$10,656	\$133,200
Turner	0.0	0.00	\$0	\$0
Webster	2.0	0.25	\$10,656	\$5,328
Worth	0.0	0.00	\$0	\$0
Christmas Trees	305			\$828,552

Georgia Total **\$7,380,760**

Farm Gate Value by Congressional District
For Christmas Trees

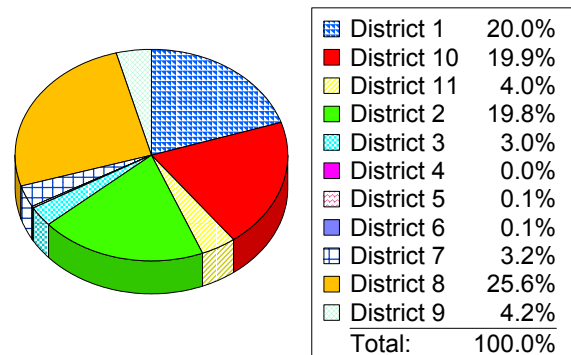


Forestry

County	Farm Gate Value
Baker	\$3,100,000
Brooks	\$5,361,000
Calhoun	\$1,192,076
Chattahoo.	\$1,200,000
Clay	\$856,128
Colquitt	\$7,712,800
Cook	\$3,180,697
Crisp	\$1,579,651
Decatur	\$14,234,772
Dougherty	\$2,094,741
Early	\$12,865,172
Grady	\$4,505,000
Lee	\$2,195,406
Lowndes	\$12,000,000
Macon	\$2,000,000
Marion	\$3,985,092
Miller	\$1,491,514
Mitchell	\$5,000,000
Quitman	\$2,390,681
Randolph	\$12,134,036
Schley	\$1,420,229
Seminole	\$332,712
Stewart	\$11,593,276
Sumter	\$2,385,632
Taylor	\$1,838,170
Terrell	\$2,994,220
Thomas	\$7,460,000
Tift	\$2,178,680
Turner	\$3,000,000
Webster	\$250,000
Worth	\$4,561,347
Forestry	\$137,093,032

Georgia Total **\$691,046,890**

Farm Gate Value by Congressional District
For Forestry



Georgia Congressional District 2

Miscellaneous Forestry

County	Farm Gate Value
Baker	\$0
Brooks	\$0
Calhoun	\$0
Chattahoo.	\$0
Clay	\$0
Colquitt	\$0
Cook	\$0
Crisp	\$0
Decatur	\$4,200,000
Dougherty	\$0
Early	\$0
Grady	\$99,000
Lee	\$0
Lowndes	\$0
Macon	\$0
Marion	\$0
Miller	\$0
Mitchell	\$0
Quitman	\$0
Randolph	\$0
Schley	\$0
Seminole	\$0
Stewart	\$0
Sumter	\$432,000
Taylor	\$0
Terrell	\$0
Thomas	\$0
Tift	\$2,559,100
Turner	\$0
Webster	\$0
Worth	\$0
Miscellaneous Forestry	\$7,290,100

Pine Straw

County	Acres	Price	Farm Gate Value
Baker	714.0	\$35.00	\$24,990
Brooks	500.0	\$35.00	\$17,500
Calhoun	2,700.0	\$35.00	\$94,500
Chattahoo.	0.0	\$35.00	\$0
Clay	0.0	\$35.00	\$0
Colquitt	2,400.0	\$35.00	\$84,000
Cook	200.0	\$35.00	\$7,000
Crisp	100.0	\$35.00	\$3,500
Decatur	2,000.0	\$35.00	\$70,000
Dougherty	500.0	\$35.00	\$17,500
Early	0.0	\$35.00	\$0
Grady	250.0	\$35.00	\$8,750
Lee	0.0	\$35.00	\$0
Lowndes	1,000.0	\$35.00	\$35,000
Macon	500.0	\$35.00	\$17,500
Marion	4,000.0	\$35.00	\$140,000
Miller	0.0	\$35.00	\$0
Mitchell	0.0	\$35.00	\$0
Quitman	0.0	\$35.00	\$0
Randolph	0.0	\$35.00	\$0
Schley	40.0	\$35.00	\$1,400
Seminole	2,000.0	\$35.00	\$70,000
Stewart	0.0	\$35.00	\$0
Sumter	200.0	\$35.00	\$7,000
Taylor	1,500.0	\$50.00	\$75,000
Terrell	1,000.0	\$35.00	\$35,000
Thomas	1,300.0	\$35.00	\$45,500
Tift	2,000.0	\$35.00	\$70,000
Turner	2,000.0	\$35.00	\$70,000
Webster	100.0	\$35.00	\$3,500
Worth	5,000.0	\$35.00	\$175,000
Pine Straw	30,004		\$1,072,640

Georgia Total

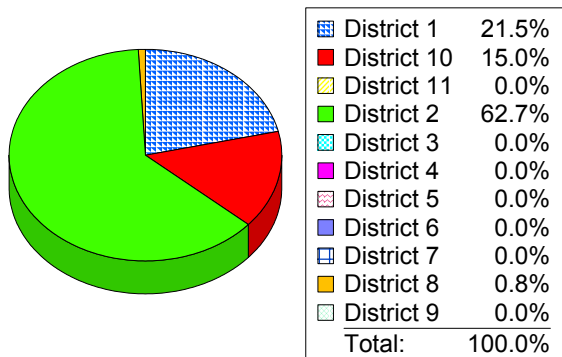
\$11,622,900

Georgia Total

\$15,564,478

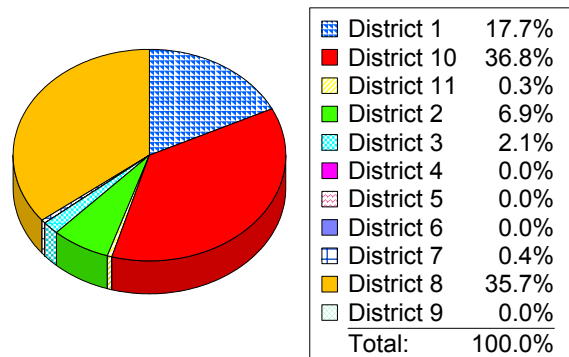
Farm Gate Value by Congressional District

For Miscellaneous Forestry



Farm Gate Value by Congressional District

For Pine Straw

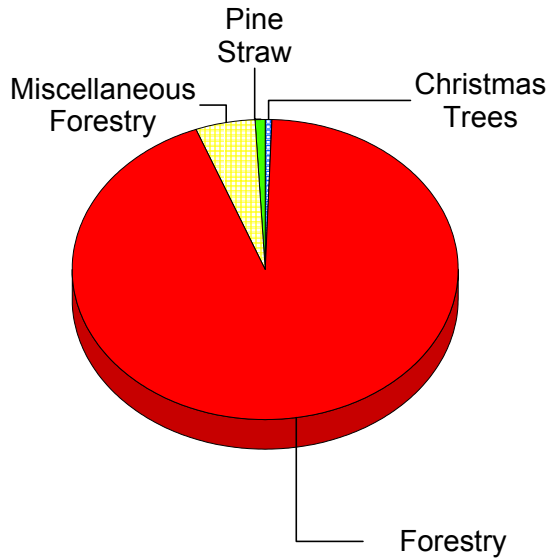


Georgia Congressional District 2

District 2 Total \$146,284,324
Forestry and Related Prod

District Farm Gate Value

For Forestry and Related Products



Christmas Trees	0.6%
Forestry	93.7%
Miscellaneous Forestry	5.0%
Pine Straw	0.7%
Total:	100.0%

Georgia Congressional District 2

Livestock

Beef Cattle Finished Outside County

County	Head	Prod.	Price	Farm Gate Value
Baker	0	0.00	\$0.00	\$0
Brooks	25	500.00	\$0.69	\$8,625
Calhoun	100	500.00	\$0.69	\$34,500
Chattahoo.	0	0.00	\$0.00	\$0
Clay	0	0.00	\$0.00	\$0
Colquitt	0	0.00	\$0.00	\$0
Cook	0	0.00	\$0.00	\$0
Crisp	300	500.00	\$0.69	\$103,500
Decatur	0	500.00	\$0.69	\$0
Dougherty	0	0.00	\$0.00	\$0
Early	200	500.00	\$0.69	\$69,000
Grady	4	500.00	\$0.69	\$1,380
Lee	0	0.00	\$0.00	\$0
Lowndes	0	0.00	\$0.00	\$0
Macon	50	500.00	\$0.69	\$17,250
Marion	0	0.00	\$0.00	\$0
Miller	1,500	500.00	\$0.69	\$517,500
Mitchell	0	0.00	\$0.00	\$0
Quitman	130	500.00	\$0.69	\$44,850
Randolph	150	500.00	\$0.69	\$51,750
Schley	0	0.00	\$0.00	\$0
Seminole	0	0.00	\$0.00	\$0
Stewart	0	0.00	\$0.00	\$0
Sumter	0	0.00	\$0.00	\$0
Taylor	80	500.00	\$0.69	\$27,600
Terrell	0	0.00	\$0.00	\$0
Thomas	248	500.00	\$0.69	\$85,560
Tift	0	0.00	\$0.00	\$0
Turner	0	0.00	\$0.00	\$0
Webster	0	0.00	\$0.00	\$0
Worth	75	500.00	\$0.69	\$25,875

Beef Outside County 2,862

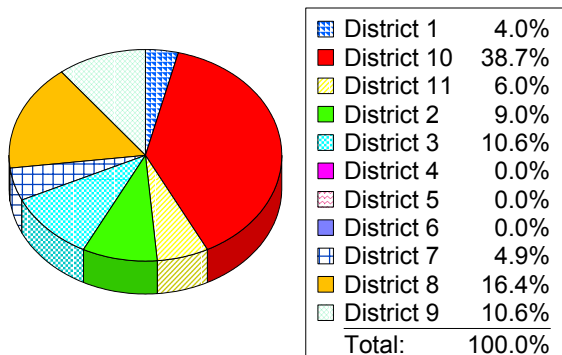
\$987,390

Georgia Total

\$11,019,175

Farm Gate Value by Congressional District

For Beef Cattle Finished Outside County



Beef Cows

County	Head	Prod.	Price	Farm Gate Value
Baker	4,000	373.50	\$0.94	\$1,404,360
Brooks	7,000	373.50	\$0.94	\$2,457,630
Calhoun	2,300	373.50	\$0.94	\$807,507
Chattahoo.	50	373.50	\$0.94	\$17,555
Clay	6,500	373.50	\$0.94	\$2,282,085
Colquitt	11,060	373.50	\$0.94	\$3,883,055
Cook	5,900	373.50	\$0.94	\$2,071,431
Crisp	4,000	373.50	\$0.94	\$1,404,360
Decatur	5,600	373.50	\$0.94	\$1,966,104
Dougherty	1,600	373.50	\$0.94	\$561,744
Early	11,000	373.50	\$0.94	\$3,861,990
Grady	8,300	373.50	\$0.94	\$2,914,047
Lee	2,500	373.50	\$0.94	\$877,725
Lowndes	3,800	373.50	\$0.94	\$1,334,142
Macon	2,500	373.50	\$0.94	\$877,725
Marion	5,000	373.50	\$0.94	\$1,755,450
Miller	6,700	373.50	\$0.94	\$2,352,303
Mitchell	9,500	373.50	\$0.94	\$3,335,355
Quitman	1,000	373.50	\$0.94	\$351,090
Randolph	5,500	373.50	\$0.94	\$1,930,995
Schley	1,000	373.50	\$0.94	\$351,090
Seminole	4,000	373.50	\$0.94	\$1,404,360
Stewart	1,300	373.50	\$0.94	\$456,417
Sumter	3,500	373.50	\$0.94	\$1,228,815
Taylor	3,200	373.50	\$0.94	\$1,123,488
Terrell	1,000	373.50	\$0.94	\$351,090
Thomas	11,300	373.50	\$0.94	\$3,967,317
Tift	7,600	373.50	\$0.94	\$2,668,284
Turner	4,500	373.50	\$0.94	\$1,579,905
Webster	900	373.50	\$0.94	\$315,981
Worth	8,000	373.50	\$0.94	\$2,808,720

Beef Cows 150,110

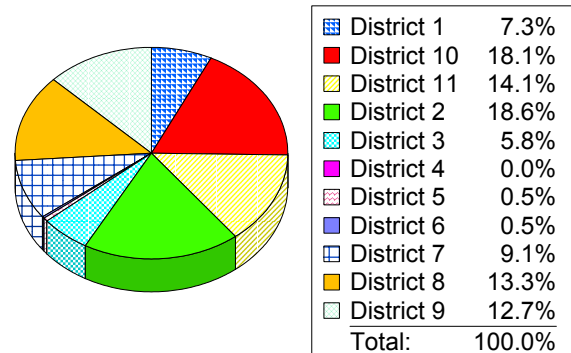
\$52,702,120

Georgia Total

\$283,140,084

Farm Gate Value by Congressional District

For Beef Cows



Georgia Congressional District 2

Beef Stockers

County	Head	Prod.	Price	Farm Gate Value
Baker	2,500	300.00	\$0.79	\$592,500
Brooks	1,000	300.00	\$0.79	\$237,000
Calhoun	2,000	300.00	\$0.79	\$474,000
Chattahoo.	0	0.00	\$0.00	\$0
Clay	900	300.00	\$0.79	\$213,300
Colquitt	2,900	300.00	\$0.79	\$687,300
Cook	50	300.00	\$0.79	\$11,850
Crisp	700	300.00	\$0.79	\$165,900
Decatur	10,000	300.00	\$0.79	\$2,370,000
Dougherty	1,000	300.00	\$0.79	\$237,000
Early	4,500	300.00	\$0.79	\$1,066,500
Grady	6,200	300.00	\$0.79	\$1,469,400
Lee	0	0.00	\$0.00	\$0
Lowndes	3,400	300.00	\$0.79	\$805,800
Macon	500	300.00	\$0.79	\$118,500
Marion	1,500	300.00	\$0.79	\$355,500
Miller	6,500	300.00	\$0.79	\$1,540,500
Mitchell	15,000	300.00	\$0.79	\$3,555,000
Quitman	600	300.00	\$0.79	\$142,200
Randolph	2,000	300.00	\$0.79	\$474,000
Schley	250	300.00	\$0.79	\$59,250
Seminole	8,000	300.00	\$0.79	\$1,896,000
Stewart	2,800	300.00	\$0.79	\$663,600
Sumter	1,500	300.00	\$0.79	\$355,500
Taylor	250	300.00	\$0.79	\$59,250
Terrell	1,400	300.00	\$0.79	\$331,800
Thomas	1,750	300.00	\$0.79	\$414,750
Tift	4,000	300.00	\$0.79	\$948,000
Turner	5,000	300.00	\$0.79	\$1,185,000
Webster	2,500	300.00	\$0.79	\$592,500
Worth	7,600	300.00	\$0.79	\$1,801,200

Beef Stockers
96,300

\$22,823,100

Catfish

County	Pond Acres	Prod.	Price	Farm Gate Value
Baker	100	5,000	\$0.74	\$370,000
Brooks	0	0	\$0.00	\$0
Calhoun	0	0	\$0.00	\$0
Chattahoo.	0	0	\$0.00	\$0
Clay	0	0	\$0.00	\$0
Colquitt	0	0	\$0.00	\$0
Cook	0	0	\$0.00	\$0
Crisp	0	0	\$0.00	\$0
Decatur	4	10,000	\$1.50	\$60,000
Dougherty	40	1,400	\$0.74	\$41,440
Early	0	0	\$0.00	\$0
Grady	0	0	\$0.00	\$0
Lee	0	0	\$0.00	\$0
Lowndes	0	0	\$0.00	\$0
Macon	5	3,000	\$0.74	\$11,100
Marion	20	1,000	\$0.74	\$14,800
Miller	0	0	\$0.00	\$0
Mitchell	0	0	\$0.00	\$0
Quitman	0	0	\$0.00	\$0
Randolph	0	0	\$0.00	\$0
Schley	0	0	\$0.00	\$0
Seminole	395	2,500	\$0.74	\$730,750
Stewart	10	1,432	\$0.74	\$10,597
Sumter	0	0	\$0.00	\$0
Taylor	55	1,000	\$0.74	\$40,700
Terrell	18	5,277	\$0.74	\$70,290
Thomas	0	0	\$0.00	\$0
Tift	0	0	\$0.00	\$0
Turner	0	0	\$0.00	\$0
Webster	0	0	\$0.00	\$0
Worth	0	0	\$0.00	\$0

Catfish
647

\$1,349,676

Georgia Total

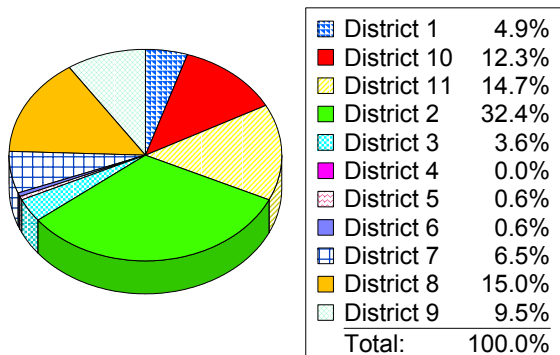
\$70,366,722

Georgia Total

\$5,502,834

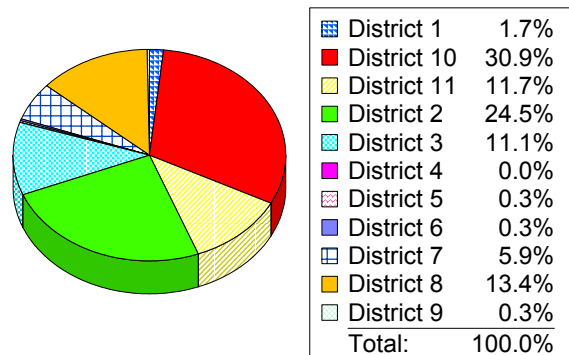
Farm Gate Value by Congressional District

For Beef Stockers



Farm Gate Value by Congressional District

For Catfish



Georgia Congressional District 2

Dairy

County	Head	Prod.	Price	Farm Gate Value
Baker	0	0	\$0.00	\$0
Brooks	5,300	16,500	\$0.17	\$14,805,285
Calhoun	0	0	\$0.00	\$0
Chattahoo.	0	0	\$0.00	\$0
Clay	0	0	\$0.00	\$0
Colquitt	960	16,220	\$0.17	\$2,636,204
Cook	90	15,500	\$0.17	\$236,174
Crisp	0	0	\$0.00	\$0
Decatur	600	21,125	\$0.17	\$2,145,878
Dougherty	0	0	\$0.00	\$0
Early	0	0	\$0.00	\$0
Grady	1,000	15,400	\$0.17	\$2,607,220
Lee	1,400	18,000	\$0.17	\$4,266,360
Lowndes	0	0	\$0.00	\$0
Macon	9,600	18,500	\$0.17	\$30,067,680
Marion	50	18,000	\$0.15	\$136,800
Miller	0	0	\$0.00	\$0
Mitchell	4,500	18,000	\$0.17	\$13,713,300
Quitman	0	0	\$0.00	\$0
Randolph	325	13,000	\$0.17	\$715,293
Schley	0	0	\$0.00	\$0
Seminole	99	17,500	\$0.17	\$293,312
Stewart	0	0	\$0.00	\$0
Sumter	1,410	23,506	\$0.17	\$5,611,188
Taylor	0	0	\$0.00	\$0
Terrell	0	0	\$0.00	\$0
Thomas	720	17,000	\$0.15	\$1,860,480
Tift	275	16,500	\$0.17	\$768,199
Turner	0	0	\$0.00	\$0
Webster	0	0	\$0.00	\$0
Worth	400	16,500	\$0.17	\$1,117,380
Dairy	26,729			\$80,980,751

Goats

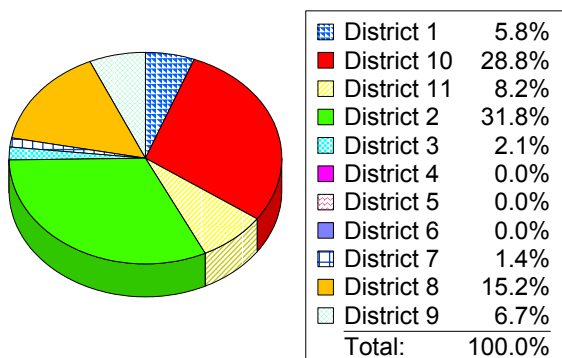
County	Head	Prod.	Price	Farm Gate Value
Baker	300	1.25	\$35.00	\$13,125
Brooks	500	1.25	\$35.00	\$21,875
Calhoun	300	1.25	\$35.00	\$13,125
Chattahoo.	0	0.00	\$0.00	\$0
Clay	500	1.25	\$50.00	\$31,250
Colquitt	335	1.25	\$35.00	\$14,656
Cook	700	1.25	\$35.00	\$30,625
Crisp	500	1.25	\$35.00	\$21,875
Decatur	200	1.25	\$35.00	\$8,750
Dougherty	0	0.00	\$0.00	\$0
Early	700	1.25	\$40.00	\$35,000
Grady	625	1.25	\$35.00	\$27,344
Lee	0	0.00	\$0.00	\$0
Lowndes	2,000	1.25	\$35.00	\$87,500
Macon	500	1.25	\$35.00	\$21,875
Marion	4,000	1.25	\$35.00	\$175,000
Miller	300	1.25	\$35.00	\$13,125
Mitchell	100	1.25	\$35.00	\$4,375
Quitman	300	1.25	\$60.00	\$22,500
Randolph	250	1.25	\$60.00	\$18,750
Schley	0	0.00	\$0.00	\$0
Seminole	300	1.25	\$35.00	\$13,125
Stewart	175	1.25	\$35.00	\$7,656
Sumter	0	0.00	\$0.00	\$0
Taylor	600	1.25	\$35.00	\$26,250
Terrell	200	1.25	\$35.00	\$8,750
Thomas	45	1.25	\$35.00	\$1,969
Tift	3,500	1.25	\$35.00	\$153,125
Turner	650	1.25	\$35.00	\$28,438
Webster	150	1.25	\$35.00	\$6,563
Worth	1,500	1.50	\$35.00	\$78,750
Goats	19,230			\$885,375

Georgia Total \$254,294,780

Georgia Total \$4,520,819

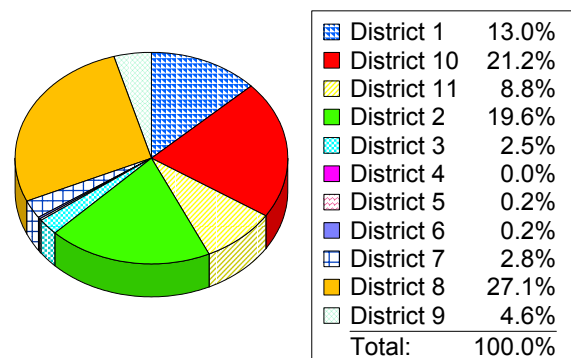
Farm Gate Value by Congressional District

For Dairy



Farm Gate Value by Congressional District

For Goats



Georgia Congressional District 2

Horses - Board, Breed, Train

County	Head	Price	Farm Gate Value
Baker	30	\$3,000	\$90,000
Brooks	30	\$3,000	\$90,000
Calhoun	0	\$0	\$0
Chattahoo.	0	\$0	\$0
Clay	0	\$0	\$0
Colquitt	50	\$3,000	\$150,000
Cook	40	\$3,000	\$120,000
Crisp	30	\$3,000	\$90,000
Decatur	0	\$0	\$0
Dougherty	300	\$3,000	\$900,000
Early	15	\$3,000	\$45,000
Grady	35	\$3,000	\$105,000
Lee	200	\$3,000	\$600,000
Lowndes	150	\$3,000	\$450,000
Macon	0	\$0	\$0
Marion	300	\$3,000	\$900,000
Miller	0	\$0	\$0
Mitchell	10	\$3,000	\$30,000
Quitman	0	\$0	\$0
Randolph	25	\$3,000	\$75,000
Schley	0	\$0	\$0
Seminole	50	\$3,000	\$150,000
Stewart	30	\$3,000	\$90,000
Sumter	100	\$3,000	\$300,000
Taylor	0	\$0	\$0
Terrell	441	\$3,000	\$1,323,000
Thomas	810	\$3,000	\$2,430,000
Tift	275	\$3,000	\$825,000
Turner	30	\$3,000	\$90,000
Webster	50	\$3,000	\$150,000
Worth	50	\$3,000	\$150,000

Horses - B, B & T 3,051

\$9,153,000

Horses - Raised

County	Head	Price	Farm Gate Value
Baker	30	\$2,000	\$60,000
Brooks	30	\$2,000	\$60,000
Calhoun	0	\$0	\$0
Chattahoo.	20	\$2,000	\$40,000
Clay	75	\$2,000	\$150,000
Colquitt	170	\$2,000	\$340,000
Cook	0	\$0	\$0
Crisp	25	\$2,000	\$50,000
Decatur	0	\$0	\$0
Dougherty	100	\$2,000	\$200,000
Early	15	\$2,000	\$30,000
Grady	300	\$2,000	\$600,000
Lee	450	\$2,000	\$900,000
Lowndes	100	\$2,000	\$200,000
Macon	20	\$2,000	\$40,000
Marion	50	\$2,000	\$100,000
Miller	0	\$0	\$0
Mitchell	600	\$2,000	\$1,200,000
Quitman	30	\$2,000	\$60,000
Randolph	125	\$2,000	\$250,000
Schley	0	\$0	\$0
Seminole	100	\$2,000	\$200,000
Stewart	30	\$2,000	\$60,000
Sumter	200	\$2,000	\$400,000
Taylor	15	\$2,000	\$30,000
Terrell	500	\$2,000	\$1,000,000
Thomas	370	\$2,000	\$740,000
Tift	300	\$2,000	\$600,000
Turner	50	\$2,000	\$100,000
Webster	30	\$2,000	\$60,000
Worth	0	\$0	\$0

Horses - Raised 3,735

\$7,470,000

Georgia Total

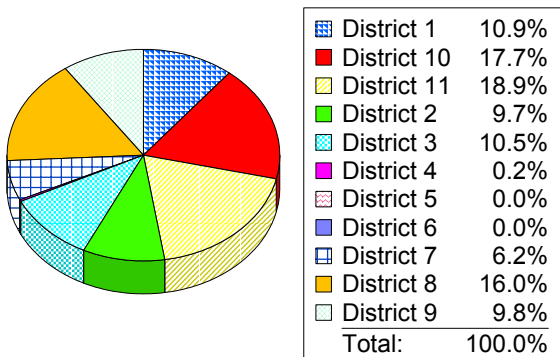
\$94,581,000

Georgia Total

\$75,396,000

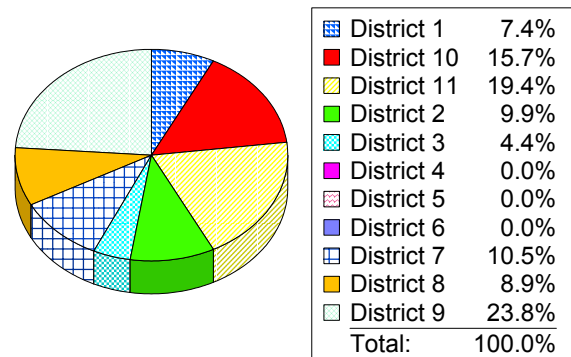
Farm Gate Value by Congressional District

For Horses - Board, Breed, Train



Farm Gate Value by Congressional District

For Horses - Raised



Georgia Congressional District 2

Miscellaneous Livestock

County	Farm Gate Value
Baker	\$510,000
Brooks	\$0
Calhoun	\$0
Chattahoo.	\$0
Clay	\$0
Colquitt	\$1,112,640
Cook	\$0
Crisp	\$0
Decatur	\$456,000
Dougherty	\$1,200,000
Early	\$50,000
Grady	\$0
Lee	\$2,100,000
Lowndes	\$0
Macon	\$0
Marion	\$0
Miller	\$0
Mitchell	\$775,000
Quitman	\$0
Randolph	\$0
Schley	\$0
Seminole	\$0
Stewart	\$0
Sumter	\$0
Taylor	\$35,000
Terrell	\$0
Thomas	\$0
Tift	\$0
Turner	\$0
Webster	\$0
Worth	\$0
Miscellaneous Livestock	\$6,238,640

Pork - Farrow to Finish

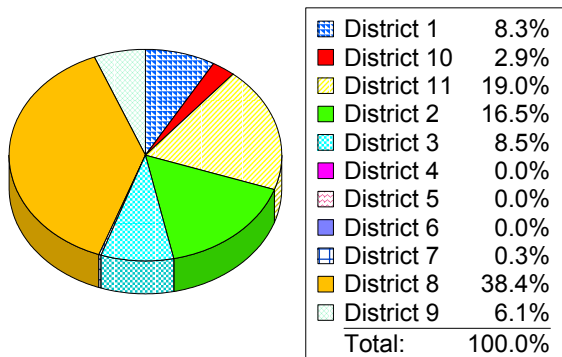
County	Head	Prod.	Price	Farm Gate Value
Baker	0	0	\$0.00	\$0
Brooks	300	3,675	\$0.42	\$463,050
Calhoun	0	0	\$0.00	\$0
Chattahoo.	0	0	\$0.00	\$0
Clay	1,250	3,675	\$0.42	\$1,929,375
Colquitt	95	3,675	\$0.42	\$146,633
Cook	300	3,675	\$0.42	\$463,050
Crisp	400	3,675	\$0.42	\$617,400
Decatur	133	3,675	\$0.42	\$205,286
Dougherty	0	0	\$0.00	\$0
Early	100	3,675	\$0.42	\$154,350
Grady	600	3,675	\$0.42	\$926,100
Lee	0	0	\$0.00	\$0
Lowndes	100	3,675	\$0.42	\$154,350
Macon	25	3,675	\$0.42	\$38,588
Marion	300	3,675	\$0.42	\$463,050
Miller	1,000	3,675	\$0.42	\$1,543,500
Mitchell	0	0	\$0.00	\$0
Quitman	0	0	\$0.00	\$0
Randolph	100	3,675	\$0.42	\$154,350
Schley	300	3,675	\$0.42	\$463,050
Seminole	200	3,675	\$0.42	\$308,700
Stewart	1,000	3,675	\$0.42	\$1,543,500
Sumter	0	0	\$0.00	\$0
Taylor	0	0	\$0.00	\$0
Terrell	30	3,675	\$0.42	\$46,305
Thomas	1,450	3,675	\$0.42	\$2,238,075
Tift	150	3,675	\$0.42	\$231,525
Turner	0	0	\$0.00	\$0
Webster	200	3,675	\$0.42	\$308,700
Worth	0	0	\$0.00	\$0
Pork - Farrow to Finish	8,033			\$12,398,936

Georgia Total \$37,803,583

Georgia Total \$52,839,518

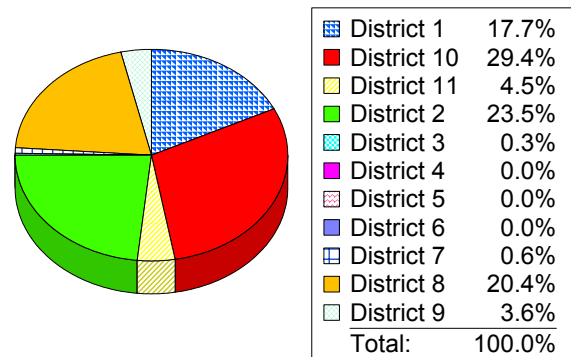
Farm Gate Value by Congressional District

For Miscellaneous Livestock



Farm Gate Value by Congressional District

For Pork - Farrow to Finish



Georgia Congressional District 2

Pork - Feeder Pigs

County	Head	Prod.	Price	Farm Gate Value
Baker	0	0.00	\$0.00	\$0
Brooks	900	750.00	\$0.72	\$486,000
Calhoun	450	750.00	\$0.72	\$243,000
Chattahoo.	0	0.00	\$0.00	\$0
Clay	0	0.00	\$0.00	\$0
Colquitt	325	750.00	\$0.72	\$175,500
Cook	0	0.00	\$0.00	\$0
Crisp	3,000	225.00	\$1.65	\$1,113,750
Decatur	0	0.00	\$0.00	\$0
Dougherty	0	0.00	\$0.00	\$0
Early	0	0.00	\$0.00	\$0
Grady	50	750.00	\$0.72	\$27,000
Lee	0	0.00	\$0.00	\$0
Lowndes	0	0.00	\$0.00	\$0
Macon	0	0.00	\$0.00	\$0
Marion	0	0.00	\$0.00	\$0
Miller	700	750.00	\$0.72	\$378,000
Mitchell	2,000	750.00	\$0.72	\$1,080,000
Quitman	0	0.00	\$0.00	\$0
Randolph	300	750.00	\$0.72	\$162,000
Schley	0	0.00	\$0.00	\$0
Seminole	40	750.00	\$0.72	\$21,600
Stewart	0	0.00	\$0.00	\$0
Sumter	0	0.00	\$0.00	\$0
Taylor	0	0.00	\$0.00	\$0
Terrell	0	0.00	\$0.00	\$0
Thomas	0	0.00	\$0.00	\$0
Tift	0	0.00	\$0.00	\$0
Turner	0	0.00	\$0.00	\$0
Webster	0	0.00	\$0.00	\$0
Worth	100	750.00	\$0.72	\$54,000

Pork - Feeder Pigs 7,865

\$3,740,850

Pork - Finishing

County	Head	Prod.	Price	Farm Gate Value
Baker	400	553.50	\$0.42	\$92,988
Brooks	12,000	553.50	\$0.42	\$2,789,640
Calhoun	0	0.00	\$0.00	\$0
Chattahoo.	0	0.00	\$0.00	\$0
Clay	0	0.00	\$0.00	\$0
Colquitt	0	0.00	\$0.00	\$0
Cook	0	0.00	\$0.00	\$0
Crisp	0	0.00	\$0.00	\$0
Decatur	0	0.00	\$0.00	\$0
Dougherty	0	0.00	\$0.00	\$0
Early	500	250.00	\$0.42	\$52,500
Grady	2,800	553.50	\$0.42	\$650,916
Lee	0	0.00	\$0.00	\$0
Lowndes	0	0.00	\$0.00	\$0
Macon	0	0.00	\$0.00	\$0
Marion	0	0.00	\$0.00	\$0
Miller	600	553.50	\$0.42	\$139,482
Mitchell	9,600	553.50	\$0.42	\$2,231,712
Quitman	0	0.00	\$0.00	\$0
Randolph	1,000	553.50	\$0.42	\$232,470
Schley	0	0.00	\$0.00	\$0
Seminole	0	0.00	\$0.00	\$0
Stewart	0	0.00	\$0.00	\$0
Sumter	0	0.00	\$0.00	\$0
Taylor	0	0.00	\$0.00	\$0
Terrell	200	553.50	\$0.42	\$46,494
Thomas	0	0.00	\$0.00	\$0
Tift	700	553.50	\$0.42	\$162,729
Turner	749	553.50	\$0.42	\$174,120
Webster	0	0.00	\$0.00	\$0
Worth	0	0.00	\$0.00	\$0

Pork - Finishing 28,549

\$6,573,051

Georgia Total

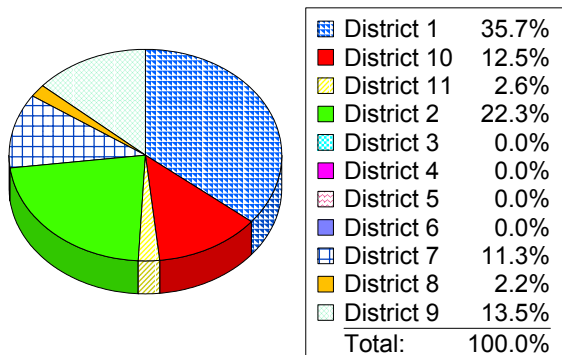
\$16,798,590

Georgia Total

\$22,376,605

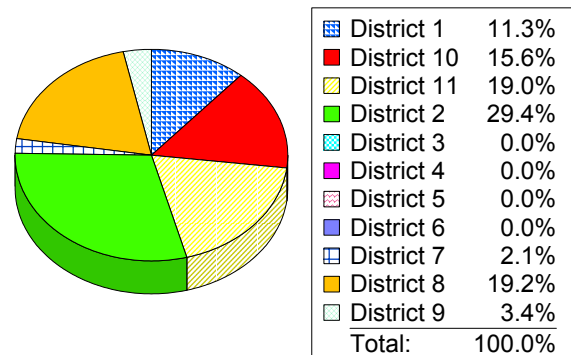
Farm Gate Value by Congressional District

For Pork - Feeder Pigs



Farm Gate Value by Congressional District

For Pork - Finishing



Georgia Congressional District 2

Quail

County	Head	Farm Gate	
		Price	Value
Baker	20,000	\$2.85	\$57,000
Brooks	0	\$0.00	\$0
Calhoun	40,000	\$2.85	\$114,000
Chattahoo.	0	\$0.00	\$0
Clay	0	\$0.00	\$0
Colquitt	250,000	\$2.85	\$712,500
Cook	20,000	\$2.85	\$57,000
Crisp	0	\$0.00	\$0
Decatur	3,000	\$2.85	\$8,550
Dougherty	0	\$0.00	\$0
Early	6,000	\$2.85	\$17,100
Grady	90,000	\$2.85	\$256,500
Lee	0	\$0.00	\$0
Lowndes	0	\$0.00	\$0
Macon	0	\$0.00	\$0
Marion	0	\$0.00	\$0
Miller	8,000	\$2.85	\$22,800
Mitchell	40,000	\$2.85	\$114,000
Quitman	0	\$0.00	\$0
Randolph	0	\$0.00	\$0
Schley	0	\$0.00	\$0
Seminole	120,000	\$2.85	\$342,000
Stewart	0	\$0.00	\$0
Sumter	0	\$0.00	\$0
Taylor	0	\$0.00	\$0
Terrell	0	\$0.00	\$0
Thomas	5,500	\$2.85	\$15,675
Tift	0	\$0.00	\$0
Turner	0	\$0.00	\$0
Webster	10,000	\$2.85	\$28,500
Worth	30,000	\$2.85	\$85,500
Quail	642,500		\$1,831,125

Sheep

County	Head	Prod.	Farm Gate	
			Price	Value
Baker	0	0.00	\$0.00	\$0
Brooks	20	1.25	\$70.00	\$1,750
Calhoun	0	0.00	\$0.00	\$0
Chattahoo.	0	0.00	\$0.00	\$0
Clay	0	0.00	\$0.00	\$0
Colquitt	25	1.25	\$70.00	\$2,188
Cook	25	1.25	\$70.00	\$2,188
Crisp	0	0.00	\$0.00	\$0
Decatur	0	0.00	\$0.00	\$0
Dougherty	0	0.00	\$0.00	\$0
Early	0	0.00	\$0.00	\$0
Grady	50	1.25	\$70.00	\$4,375
Lee	0	0.00	\$0.00	\$0
Lowndes	0	0.00	\$0.00	\$0
Macon	0	0.00	\$0.00	\$0
Marion	0	0.00	\$0.00	\$0
Miller	0	0.00	\$0.00	\$0
Mitchell	15	1.25	\$70.00	\$1,313
Quitman	0	0.00	\$0.00	\$0
Randolph	0	0.00	\$0.00	\$0
Schley	0	0.00	\$0.00	\$0
Seminole	176	1.25	\$70.00	\$15,400
Stewart	0	0.00	\$0.00	\$0
Sumter	0	0.00	\$0.00	\$0
Taylor	0	0.00	\$0.00	\$0
Terrell	20	1.25	\$70.00	\$1,750
Thomas	0	0.00	\$0.00	\$0
Tift	50	1.25	\$70.00	\$4,375
Turner	25	1.25	\$70.00	\$2,188
Webster	0	0.00	\$0.00	\$0
Worth	0	0.00	\$0.00	\$0
Sheep	406			\$35,525

Georgia Total

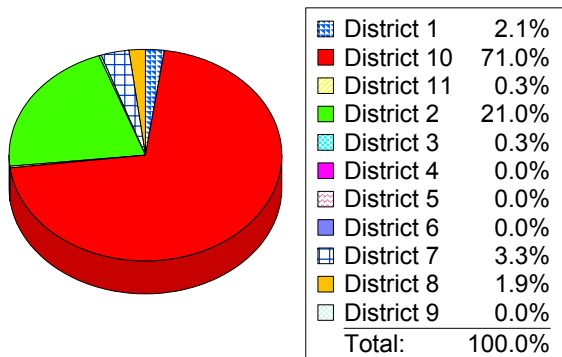
\$8,712,108

Georgia Total

\$381,150

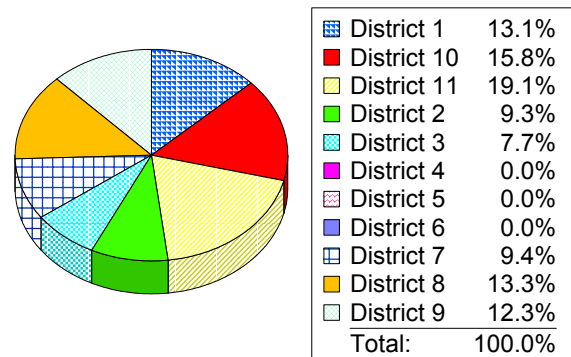
Farm Gate Value by Congressional District

For Quail



Farm Gate Value by Congressional District

For Sheep

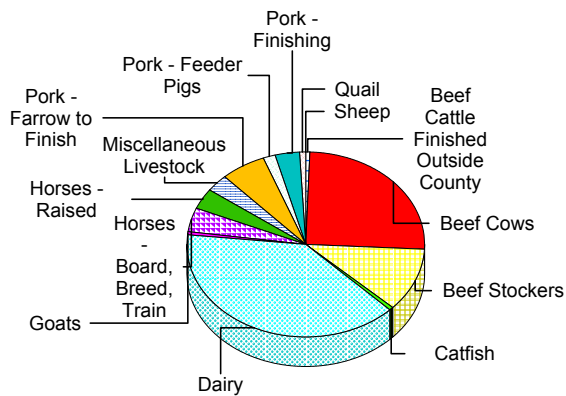


Georgia Congressional District 2

District 2
Livestock

Total	<u>\$207,169,539</u>
-------	----------------------

District Farm Gate Value For Livestock



Beef Cattle Finished Outside County	0.5%
Beef Cows	25.4%
Beef Stockers	11.0%
Catfish	0.7%
Dairy	39.1%
Goats	0.4%
Horses - Board, Breed, Train	4.4%
Horses - Raised	3.6%
Miscellaneous Livestock	3.0%
Pork - Farrow to Finish	6.0%
Pork - Feeder Pigs	1.8%
Pork - Finishing	3.2%
Quail	0.9%
Sheep	0.0%
Total:	100.0%

Georgia Congressional District 2

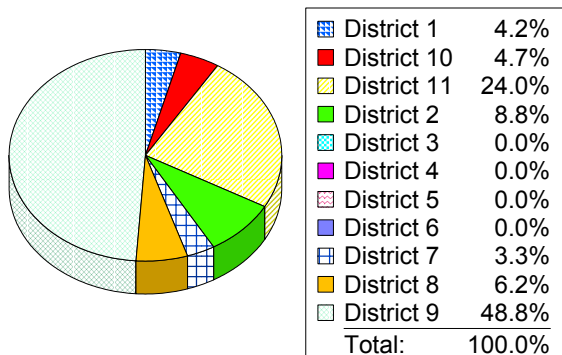
Poultry and Eggs

Breeder Pullet Unit

County	# Houses	Avg. Cap.	Grower Price	Grower Value
Baker	0	0	12.00	0
Brooks	0	0	12.00	0
Calhoun	0	0	12.00	0
Chattahoo.	0	0	12.00	0
Clay	0	0	12.00	0
Colquitt	14	10,000	12.00	1,680,000
Cook	0	0	12.00	0
Crisp	0	0	12.00	0
Decatur	0	0	12.00	0
Dougherty	0	0	12.00	0
Early	0	0	12.00	0
Grady	12	13,500	12.00	1,944,000
Lee	0	0	12.00	0
Lowndes	0	0	12.00	0
Macon	22	20,000	12.00	5,280,000
Marion	4	26,000	12.00	1,248,000
Miller	0	0	12.00	0
Mitchell	8	9,850	12.00	945,600
Quitman	0	0	12.00	0
Randolph	0	0	12.00	0
Schley	0	0	12.00	0
Seminole	0	0	12.00	0
Stewart	0	0	12.00	0
Sumter	0	0	12.00	0
Taylor	0	0	12.00	0
Terrell	0	0	12.00	0
Thomas	0	0	12.00	0
Tift	0	0	12.00	0
Turner	0	0	12.00	0
Webster	0	0	12.00	0
Worth	0	0	12.00	0
Breeder Pullet Unit	60			\$11,097,600

Georgia Total \$126,328,440

Farm Gate Value by Congressional District
For Breeder Pullet Unit

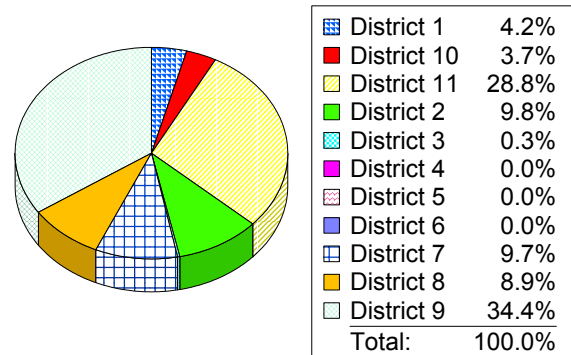


Broiler (uses a 96% survival rate)

County	# Houses	Avg. # Cap.	# Batch	Bird Weight	Grower Price	Grower Value	Integr. Price	Integr. Value
Baker	72	23,000	5.00	6.50	.05	2,428,3580.32		16,533,504
Brooks	8	27,000	5.00	6.00	.05	292,3780.32		1,990,656
Calhoun	48	25,000	5.50	7.00	.05	2,084,5440.32		14,192,640
Chattahoo.	10	23,000	5.50	6.50	.05	370,9990.32		2,525,952
Clay	0	0	0.00	0.00	.00	00.00		0
Colquitt	97	22,470	5.00	6.70	.05	3,294,4940.32		22,430,597
Cook	0	0	0.00	0.00	.00	00.00		0
Crisp	18	25,000	5.00	4.00	.05	406,0800.32		2,764,800
Decatur	68	23,000	5.00	6.50	.05	2,293,4500.32		15,614,976
Dougherty	4	23,000	5.50	6.50	.05	148,4000.32		1,010,381
Early	4	23,000	5.50	6.50	.05	148,4000.32		1,010,381
Grady	68	22,500	5.00	6.00	.05	2,071,0080.32		14,100,480
Lee	0	0	0.00	0.00	.00	00.00		0
Lowndes	0	0	0.00	0.00	.00	00.00		0
Macon	137	22,960	5.50	5.95	.05	4,644,5240.32		31,622,290
Marion	116	23,000	4.00	7.00	.05	3,370,6440.32		22,949,069
Miller	6	25,000	6.00	6.00	.05	243,6480.32		1,658,880
Mitchell	199	23,000	5.25	6.50	.05	7,047,2980.32		47,981,606
Quitman	0	0	0.00	0.00	.00	00.00		0
Randolph	0	0	0.00	0.00	.00	00.00		0
Schley	32	23,500	5.50	6.00	.05	1,119,6980.32		7,623,475
Seminole	0	0	0.00	0.00	.00	00.00		0
Stewart	12	23,000	5.50	6.50	.05	445,1990.32		3,031,142
Sumter	44	24,280	5.50	5.70	.05	1,511,1510.32		10,288,691
Taylor	53	23,000	4.50	5.00	.05	1,237,5290.32		8,425,728
Terrell	0	0	0.00	0.00	.00	00.00		0
Thomas	18	23,000	5.50	6.50	.05	667,7990.32		4,546,714
Tift	0	0	0.00	0.00	.00	00.00		0
Turner	30	25,000	5.50	6.00	.05	1,116,7200.32		7,603,200
Webster	4	25,000	3.00	6.00	.05	81,2160.32		552,960
Worth	14	23,000	5.50	6.50	.05	519,3990.32		3,536,333
Broiler	,062					\$35,542,935		\$241,994,454

Georgia Total \$2,821,451,502

Farm Gate Value by Congressional District
For Broiler



Georgia Congressional District 2

Hatching Layers

County	# Houses	Avg. Cap.	Grower Price	Grower Value
Baker	22	8,000	29.00	5,104,000
Brooks	0	0	29.00	0
Calhoun	0	0	29.00	0
Chattahoo.	0	0	29.00	0
Clay	0	0	29.00	0
Colquitt	19	10,000	29.00	5,510,000
Cook	0	0	29.00	0
Crisp	0	0	29.00	0
Decatur	8	11,750	29.00	2,726,000
Dougherty	0	0	29.00	0
Early	0	0	29.00	0
Grady	8	10,000	29.00	2,320,000
Lee	0	0	29.00	0
Lowndes	0	0	29.00	0
Macon	10	20,000	29.00	5,800,000
Marion	4	10,000	29.00	1,160,000
Miller	0	0	29.00	0
Mitchell	20	9,850	29.00	5,713,000
Quitman	0	0	29.00	0
Randolph	0	0	29.00	0
Schley	0	0	29.00	0
Seminole	0	0	29.00	0
Stewart	0	0	29.00	0
Sumter	6	13,500	29.00	2,349,000
Taylor	2	14,000	29.00	812,000
Terrell	0	0	29.00	0
Thomas	0	0	29.00	0
Tift	0	0	29.00	0
Turner	0	0	29.00	0
Webster	0	0	29.00	0
Worth	0	0	29.00	0

Hatching Layers 99

\$31,494,000

Table Layers

County	# Houses	Avg. Cap.	Grower Price	Grower Value
Baker	0	0	9.50	0
Brooks	0	0	9.50	0
Calhoun	0	0	9.50	0
Chattahoo.	0	0	9.50	0
Clay	0	0	9.50	0
Colquitt	0	0	9.50	0
Cook	0	0	9.50	0
Crisp	0	0	9.50	0
Decatur	0	0	9.50	0
Dougherty	0	0	9.50	0
Early	0	0	9.50	0
Grady	0	0	9.50	0
Lee	0	0	9.50	0
Lowndes	0	0	9.50	0
Macon	0	0	9.50	0
Marion	0	0	9.50	0
Miller	0	0	9.50	0
Mitchell	0	0	9.50	0
Quitman	0	0	9.50	0
Randolph	0	0	9.50	0
Schley	2	13,000	9.50	247,000
Seminole	0	0	9.50	0
Stewart	0	0	9.50	0
Sumter	0	0	9.50	0
Taylor	1	40,000	9.50	380,000
Terrell	0	0	9.50	0
Thomas	0	0	9.50	0
Tift	2	16,500	9.50	313,500
Turner	0	0	9.50	0
Webster	0	0	9.50	0
Worth	0	0	9.50	0

Table Layers 5

\$940,500

Georgia Total

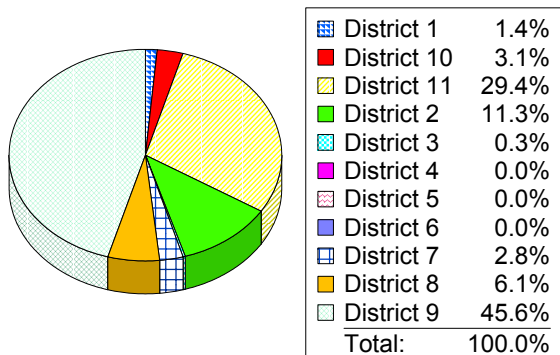
\$279,734,820

Georgia Total

\$119,410,393

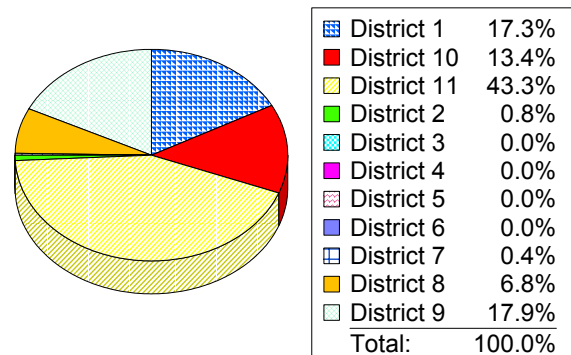
Farm Gate Value by Congressional District

For Hatching Layers



Farm Gate Value by Congressional District

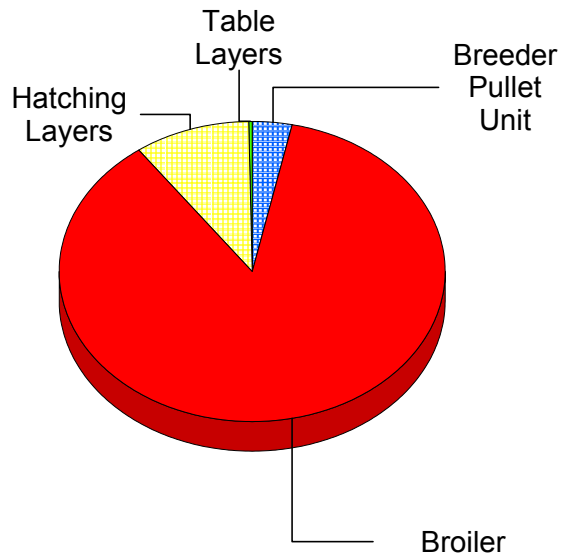
For Table Layers







Georgia Congressional District 2

District 2 Total \$321,069,490
Poultry and Eggs

District Farm Gate Value For Broilers



	Breeder Pullet Unit	3.5%
	Broiler	86.4%
	Hatching Layers	9.8%
	Table Layers	0.3%
Total:		100.0%

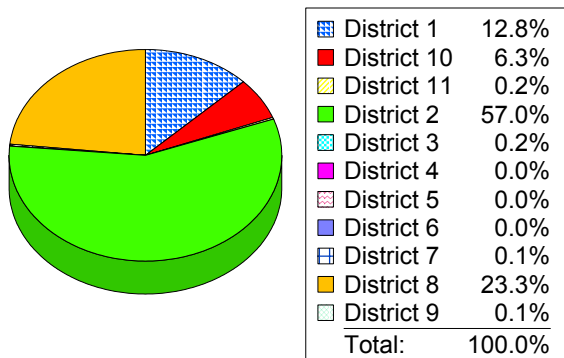
Georgia Congressional District 2

Other Crop Insurance

County	Farm Gate Value
Baker	\$3,271,964
Brooks	\$1,807,919
Calhoun	\$2,556,618
Chattahoo.	\$0
Clay	\$1,291,447
Colquitt	\$2,682,926
Cook	\$738,533
Crisp	\$3,852,434
Decatur	\$2,732,601
Dougherty	\$1,148,235
Early	\$3,963,526
Grady	\$2,596,559
Lee	\$3,133,891
Lowndes	\$396,090
Macon	\$2,588,992
Marion	\$131,292
Miller	\$4,440,557
Mitchell	\$4,331,153
Quitman	\$35,879
Randolph	\$1,686,996
Schley	\$401,307
Seminole	\$1,646,924
Stewart	\$1,128,216
Sumter	\$4,158,706
Taylor	\$608,076
Terrell	\$5,816,786
Thomas	\$465,458
Tift	\$2,569,827
Turner	\$1,224,804
Webster	\$2,606,447
Worth	\$5,721,100
Crop Insurance	\$69,735,263

Georgia Total \$122,416,851

Farm Gate Value by Congressional District
For Crop Insurance

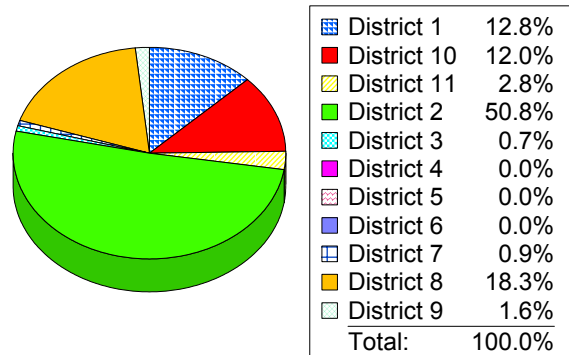


Government Payments

County	Farm Gate Value
Baker	\$4,100,000
Brooks	\$8,324,667
Calhoun	\$4,284,512
Chattahoo.	\$0
Clay	\$1,276,395
Colquitt	\$12,244,350
Cook	\$4,915,049
Crisp	\$6,500,000
Decatur	\$5,719,925
Dougherty	\$3,031,322
Early	\$11,366,789
Grady	\$3,739,006
lee	\$4,500,000
Lowndes	\$3,371,240
Macon	\$5,829,592
Marion	\$1,200,000
Miller	\$7,500,000
Mitchell	\$6,991,642
Quitman	\$274,264
Randolph	\$3,436,338
Schley	\$193,634
Seminole	\$3,407,485
Stewart	\$1,324,054
Sumter	\$2,176,673
Taylor	\$0
Terrell	\$6,013,286
Thomas	\$4,002,043
Tift	\$5,267,985
Turner	\$6,473,258
Webster	\$2,192,124
Worth	\$11,908,310
Government Payments	\$141,563,943

Georgia Total \$278,485,126

Farm Gate Value by Congressional District
For Government Payments



Georgia Congressional District 2

Hunting Leases - Deer

County	Acres	Farm Gate	
		Price	Value
Baker	50,000	\$8.00	\$400,000
Brooks	65,000	\$8.00	\$520,000
Calhoun	16,000	\$8.00	\$128,000
Chattahoo.	75,000	\$8.00	\$600,000
Clay	35,000	\$8.00	\$280,000
Colquitt	8,500	\$8.00	\$68,000
Cook	35,000	\$3.00	\$105,000
Crisp	750	\$8.00	\$6,000
Decatur	3,000	\$8.00	\$24,000
Dougherty	50,000	\$8.00	\$400,000
Early	45,000	\$8.00	\$360,000
Grady	40,000	\$8.00	\$320,000
Lee	100,000	\$15.00	\$1,500,000
Lowndes	150,000	\$8.00	\$1,200,000
Macon	500	\$8.00	\$4,000
Marion	150,000	\$8.00	\$1,200,000
Miller	10,000	\$8.00	\$80,000
Mitchell	30,000	\$7.00	\$210,000
Quitman	60,000	\$8.00	\$480,000
Randolph	160,000	\$10.00	\$1,600,000
Schley	20,000	\$8.00	\$160,000
Seminole	12,000	\$8.00	\$96,000
Stewart	250,000	\$8.00	\$2,000,000
Sumter	20,000	\$8.00	\$160,000
Taylor	100,000	\$8.00	\$800,000
Terrell	100,000	\$10.00	\$1,000,000
Thomas	4,300	\$8.00	\$34,400
Tift	6,000	\$8.00	\$48,000
Turner	18,000	\$8.00	\$144,000
Webster	40,000	\$9.00	\$360,000
Worth	100,000	\$8.00	\$800,000
Hunting Leases - Deer	1,754,050		\$15,087,400

Hunting Leases - Duck

County	Acres	Farm Gate	
		Price	Value
Baker	50	\$50.00	\$2,500
Brooks	100	\$50.00	\$5,000
Calhoun	250	\$50.00	\$12,500
Chattahoo.	1,000	\$50.00	\$50,000
Clay	0	\$0.00	\$0
Colquitt	50	\$50.00	\$2,500
Cook	200	\$50.00	\$10,000
Crisp	0	\$0.00	\$0
Decatur	0	\$0.00	\$0
Dougherty	0	\$0.00	\$0
Early	0	\$0.00	\$0
Grady	300	\$50.00	\$15,000
Lee	0	\$0.00	\$0
Lowndes	0	\$0.00	\$0
Macon	100	\$50.00	\$5,000
Marion	0	\$0.00	\$0
Miller	250	\$50.00	\$12,500
Mitchell	0	\$0.00	\$0
Quitman	0	\$0.00	\$0
Randolph	0	\$0.00	\$0
Schley	0	\$0.00	\$0
Seminole	85	\$50.00	\$4,250
Stewart	0	\$0.00	\$0
Sumter	0	\$0.00	\$0
Taylor	100	\$50.00	\$5,000
Terrell	0	\$0.00	\$0
Thomas	415	\$50.00	\$20,750
Tift	300	\$50.00	\$15,000
Turner	20	\$50.00	\$1,000
Webster	0	\$0.00	\$0
Worth	0	\$0.00	\$0
Hunting Leases - Duck	3,220		\$161,000

Georgia Total

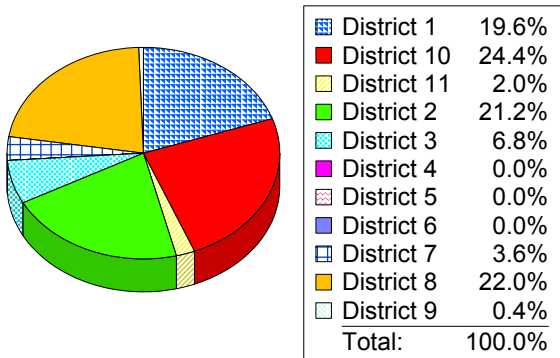
\$71,202,528

Georgia Total

\$682,500

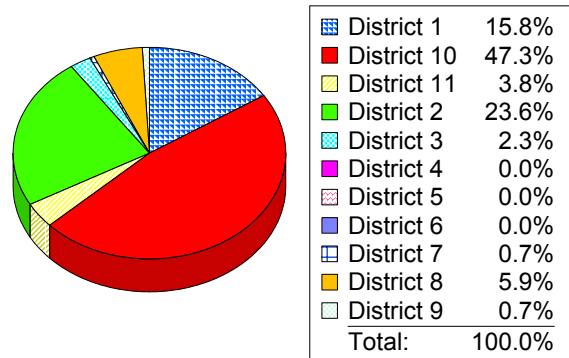
Farm Gate Value by Congressional District

For Hunting Leases - Deer



Farm Gate Value by Congressional District

For Hunting Leases - Duck



Georgia Congressional District 2

Hunting Leases - Turkey

County	Acres	Price	Farm Gate Value
Baker	7,000	\$2.00	\$14,000
Brooks	0	\$0.00	\$0
Calhoun	3,000	\$2.00	\$6,000
Chattahoo.	12,000	\$2.00	\$24,000
Clay	10,000	\$2.00	\$20,000
Colquitt	1,000	\$2.00	\$2,000
Cook	0	\$0.00	\$0
Crisp	0	\$0.00	\$0
Decatur	0	\$0.00	\$0
Dougherty	0	\$0.00	\$0
Early	0	\$0.00	\$0
Grady	0	\$0.00	\$0
Lee	0	\$0.00	\$0
Lowndes	0	\$0.00	\$0
Macon	500	\$2.00	\$1,000
Marion	50,000	\$2.00	\$100,000
Miller	750	\$2.00	\$1,500
Mitchell	0	\$0.00	\$0
Quitman	9,000	\$2.00	\$18,000
Randolph	80,000	\$5.00	\$400,000
Schley	0	\$0.00	\$0
Seminole	6,000	\$2.00	\$12,000
Stewart	3,000	\$2.00	\$6,000
Sumter	5,000	\$2.00	\$10,000
Taylor	3,500	\$3.00	\$10,500
Terrell	10,000	\$2.00	\$20,000
Thomas	0	\$0.00	\$0
Tift	1,000	\$2.00	\$2,000
Turner	500	\$2.00	\$1,000
Webster	500	\$2.00	\$1,000
Worth	30,000	\$2.00	\$60,000
Hunting Leases - Turkey	232,750		\$709,000

Miscellaneous

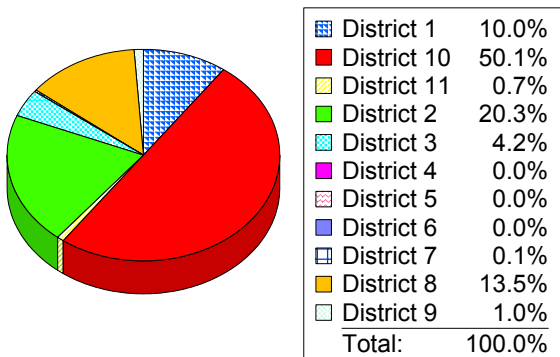
County	Farm Gate Value
Baker	\$0
Brooks	\$0
Calhoun	\$0
Chattahoo.	\$0
Clay	\$0
Colquitt	\$93,650
Cook	\$1,108,800
Crisp	\$0
Decatur	\$1,048,950
Dougherty	\$0
Early	\$0
Grady	\$260,930
Lee	\$0
Lowndes	\$0
Macon	\$0
Marion	\$0
Miller	\$0
Mitchell	\$175,000
Quitman	\$0
Randolph	\$0
Schley	\$23,800
Seminole	\$0
Stewart	\$0
Sumter	\$60,000
Taylor	\$0
Terrell	\$0
Thomas	\$10,170,300
Tift	\$300,000
Turner	\$0
Webster	\$0
Worth	\$0
Miscellaneous	\$13,241,430

Georgia Total **\$3,487,636**

Georgia Total **\$27,636,730**

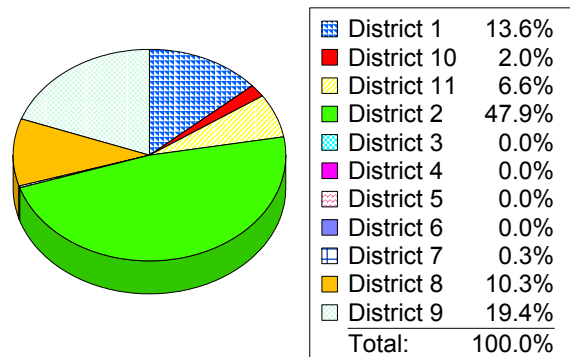
Farm Gate Value by Congressional District

For Hunting Leases - Turkey



Farm Gate Value by Congressional District

For Miscellaneous

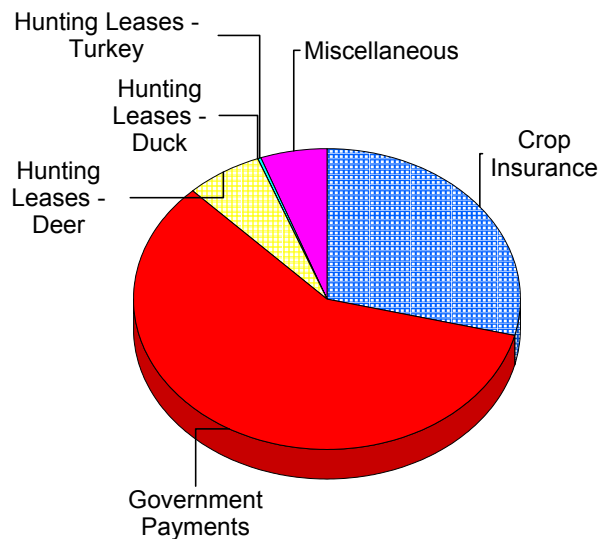


Georgia Congressional District 2

District 2 Total \$240,498,036
 Other

District Farm Gate Value

For Other



	Crop Insurance	29.0%
	Government Payments	58.9%
	Hunting Leases - Deer	6.3%
	Hunting Leases - Duck	0.1%
	Hunting Leases - Turkey	0.3%
	Miscellaneous	5.5%
	Miscellaneous Other	0.0%
Total:		100.0%