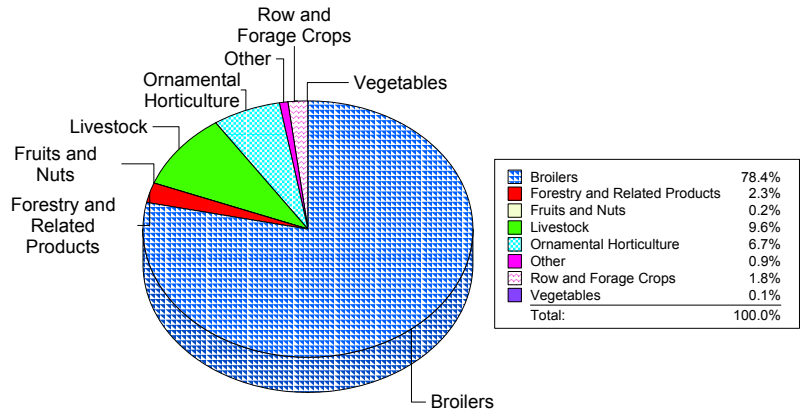


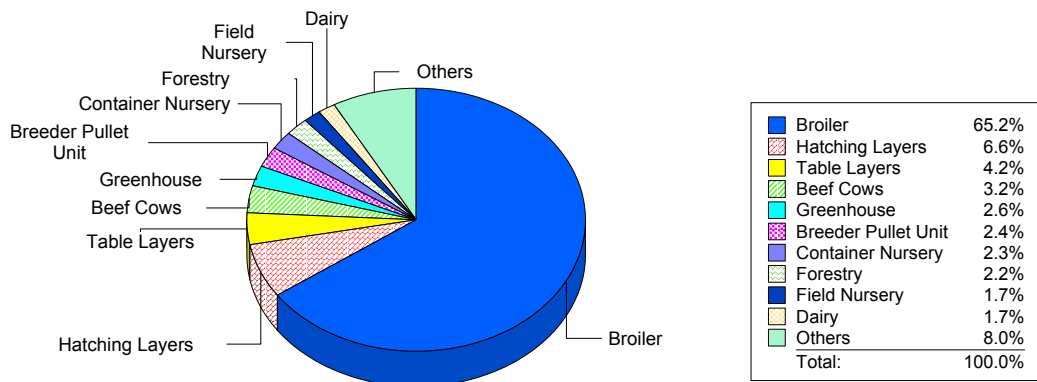
# 2000 Farm Gate Value, Summary Tables

County	Farm Gate Value
Banks	176,840,848
Barrow	46,533,860
Clarke	21,619,629
Franklin	175,004,847
Gwinnett	37,776,153
Hart	165,184,773
Jackson	192,652,486
Madison	189,601,338
Morgan	86,893,917
Newton	15,583,826
Oconee	90,438,867
Rockdale	11,110,318
Walton	37,736,686
<b>District 11</b>	<b>1,246,977,545</b>

**Total Farm Gate Value by Congressional District**  
For District 11



**Top Ten Commodities**  
For District 11



	Broilers	Forestry and Related Products	Fruits and Nuts	Livestock	Ornamental Horticulture	Other	Row and Forage Crops	Vegetables	Total Farm Gate
District 1	147,025,193	143,510,535	17,838,026	77,235,170	34,093,587	69,549,286	162,626,299	117,620,513	769,498,609
District 2	321,069,490	146,284,324	96,265,489	207,169,539	121,906,840	240,498,036	725,511,521	386,605,458	2,245,310,696
District 3	10,470,720	22,058,567	3,785,650	42,768,825	30,611,773	7,031,035	8,688,378	1,250,570	126,665,518
District 4	0	173,308	0	216,000	1,909,500	0	0	0	2,298,808
District 5	0	1,061,585	136,010	1,759,667	25,203,365	19,234	137,045	0	28,316,906
District 6	0	1,101,545	136,010	1,759,667	26,799,860	19,234	137,045	0	29,953,361
District 7	286,279,615	23,058,092	233,713	51,796,547	31,829,220	5,379,006	16,435,774	710,831	415,722,798
District 8	285,427,546	184,073,770	74,530,791	142,603,381	61,709,566	98,516,453	365,511,421	115,523,807	1,327,896,735
District 9	1,182,551,506	29,867,181	8,788,079	95,815,637	44,916,690	10,352,341	15,651,091	7,319,665	1,395,262,190
District 10	136,534,996	145,560,247	5,729,820	197,065,553	73,297,083	61,153,731	113,114,880	5,045,600	737,501,909
District 11	977,566,089	28,865,874	2,746,633	119,542,981	83,281,000	11,393,015	22,261,286	1,320,668	1,246,977,545
<b>Georgia</b>	<b>3,346,925,155</b>	<b>725,615,027</b>	<b>210,190,220</b>	<b>937,732,966</b>	<b>535,558,482</b>	<b>503,911,371</b>	<b>1,430,074,743</b>	<b>635,397,111</b>	<b>8,325,405,075</b>

# Georgia Congressional District 11

## Row and Forage Crops

### Barley

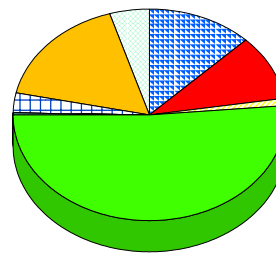
County	Acres	Yield	Price	Farm Gate Value
Banks	0.0	0.0	\$2.36	\$0
Barrow	0.0	0.0	\$2.36	\$0
Clarke	300.0	20.0	\$2.36	\$14,160
Franklin	0.0	0.0	\$2.36	\$0
Gwinnett	0.0	0.0	\$2.36	\$0
Hart	250.0	52.0	\$2.36	\$30,680
Jackson	0.0	0.0	\$2.36	\$0
Madison	0.0	0.0	\$2.36	\$0
Morgan	60.0	40.0	\$2.36	\$5,664
Newton	25.0	35.0	\$2.36	\$2,065
Oconee	0.0	0.0	\$2.36	\$0
Rockdale	0.0	0.0	\$2.36	\$0
Walton	80.0	30.0	\$2.36	\$5,664
<b>Barley</b>	<b>715</b>			<b>\$58,233</b>

Georgia Total: Corn

\$77,023,882

### Farm Gate Value by Congressional District

For Corn



District 1	12.5%
District 10	9.9%
District 11	1.1%
District 2	51.4%
District 3	0.3%
District 4	0.0%
District 5	0.0%
District 6	0.0%
District 7	3.1%
District 8	16.9%
District 9	4.8%
<b>Total</b>	<b>100.0%</b>

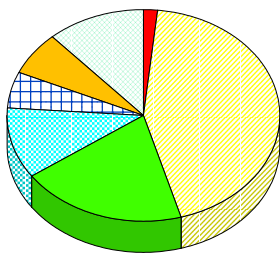
### Cotton

Georgia Total: Barley

\$132,849

### Farm Gate Value by Congressional District

For Barley



District 1	0.0%
District 10	1.7%
District 11	43.8%
District 2	19.9%
District 3	10.7%
District 4	0.0%
District 5	0.0%
District 6	0.0%
District 7	5.7%
District 8	6.7%
District 9	11.5%
<b>Total</b>	<b>100.0%</b>

County	Acres	Yield	Price	Farm Gate Value
Banks	0.0	0.0	\$0.68	\$0
Barrow	0.0	0.0	\$0.68	\$0
Clarke	0.0	0.0	\$0.68	\$0
Franklin	0.0	0.0	\$0.68	\$0
Gwinnett	0.0	0.0	\$0.68	\$0
Hart	500.0	583.0	\$0.68	\$198,220
Jackson	0.0	0.0	\$0.68	\$0
Madison	22.0	520.0	\$0.68	\$7,779
Morgan	1,500.0	225.0	\$0.68	\$229,500
Newton	0.1	1,000.0	\$0.68	\$68
Oconee	450.0	580.0	\$0.68	\$177,480
Rockdale	0.0	0.0	\$0.68	\$0
Walton	450.0	480.0	\$0.68	\$146,880
<b>Cotton</b>	<b>2,922</b>			<b>\$759,927</b>

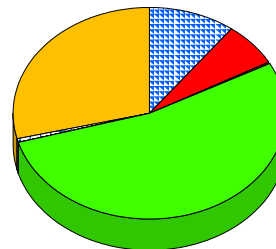
Banks	0.0	0.0	\$0.68	\$0
Barrow	0.0	0.0	\$0.68	\$0
Clarke	0.0	0.0	\$0.68	\$0
Franklin	0.0	0.0	\$0.68	\$0
Gwinnett	0.0	0.0	\$0.68	\$0
Hart	500.0	583.0	\$0.68	\$198,220
Jackson	0.0	0.0	\$0.68	\$0
Madison	22.0	520.0	\$0.68	\$7,779
Morgan	1,500.0	225.0	\$0.68	\$229,500
Newton	0.1	1,000.0	\$0.68	\$68
Oconee	450.0	580.0	\$0.68	\$177,480
Rockdale	0.0	0.0	\$0.68	\$0
Walton	450.0	480.0	\$0.68	\$146,880
<b>Cotton</b>	<b>2,922</b>			<b>\$759,927</b>

Georgia Total: Cotton

\$618,817,220

### Farm Gate Value by Congressional District

For Cotton



District 1	10.3%
District 10	6.8%
District 11	0.1%
District 2	53.4%
District 3	0.1%
District 4	0.0%
District 5	0.0%
District 6	0.0%
District 7	0.5%
District 8	28.9%
District 9	0.0%
<b>Total</b>	<b>100.0%</b>

### Corn

County	Acres	Yield	Price	Farm Gate Value
Banks	100.0	65.0	\$2.15	\$13,975
Barrow	0.0	0.0	\$2.15	\$0
Clarke	150.0	150.0	\$2.15	\$48,375
Franklin	800.0	65.0	\$2.15	\$111,800
Gwinnett	0.0	0.0	\$2.15	\$0
Hart	1,100.0	120.0	\$2.15	\$283,800
Jackson	60.0	85.0	\$2.15	\$10,965
Madison	980.0	90.0	\$2.15	\$189,630
Morgan	0.0	0.0	\$2.15	\$0
Newton	545.0	84.0	\$2.15	\$98,427
Oconee	200.0	107.0	\$2.15	\$46,010
Rockdale	125.0	103.0	\$2.15	\$27,681
Walton	225.0	50.0	\$2.15	\$24,188
<b>Corn</b>	<b>4,285</b>			<b>\$854,851</b>

# Georgia Congressional District 11

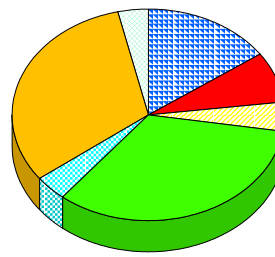
## Hay

County	Acres	Yield	Price	Farm Gate Value
Banks	8,000.0	2.4	\$55.00	\$1,056,000
Barrow	9,500.0	2.0	\$55.00	\$1,045,000
Clarke	2,000.0	4.0	\$55.00	\$440,000
Franklin	12,000.0	2.5	\$55.00	\$1,650,000
Gwinnett	2,000.0	2.4	\$55.00	\$264,000
Hart	11,500.0	2.4	\$55.00	\$1,518,000
Jackson	12,000.0	3.0	\$55.00	\$1,980,000
Madison	12,000.0	2.5	\$55.00	\$1,650,000
Morgan	5,000.0	3.5	\$55.00	\$962,500
Newton	4,000.0	2.4	\$55.00	\$528,000
Oconee	7,000.0	2.5	\$55.00	\$962,500
Rockdale	0.0	0.0	\$0.00	\$0
Walton	15,000.0	1.8	\$55.00	\$1,443,750
<b>Hay</b>	<b>100,000</b>			<b>\$13,499,750</b>

Georgia Total: Miscellaneous Row Crops

\$9,439,059

## Farm Gate Value by Congressional District For Miscellaneous Row Crops

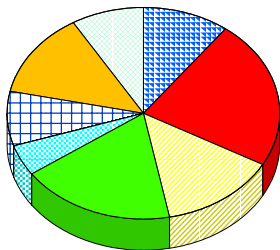


District 1	15.3%
District 10	7.7%
District 11	4.4%
District 2	33.4%
District 3	3.7%
District 4	0.0%
District 5	0.0%
District 6	0.0%
District 7	0.0%
District 8	31.9%
District 9	3.5%
<b>Total:</b>	<b>100.0%</b>

Georgia Total: Hay

\$97,526,076

## Farm Gate Value by Congressional District For Hay



District 1	10.3%
District 10	22.9%
District 11	13.8%
District 2	18.2%
District 3	4.7%
District 4	0.0%
District 5	0.1%
District 6	0.1%
District 7	8.2%
District 8	13.1%
District 9	8.5%
<b>Total:</b>	<b>100.0%</b>

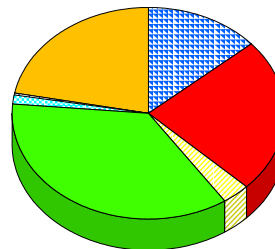
## Oats

County	Acres	Yield	Price	Farm Gate Value
Banks	0.0	0.0	\$0.00	\$0
Barrow	0.0	0.0	\$0.00	\$0
Clarke	300.0	40.0	\$1.25	\$15,000
Franklin	200.0	65.0	\$1.25	\$16,250
Gwinnett	0.0	0.0	\$0.00	\$0
Hart	400.0	72.0	\$1.25	\$36,000
Jackson	200.0	60.0	\$1.25	\$15,000
Madison	50.0	60.0	\$1.25	\$3,750
Morgan	100.0	60.0	\$1.25	\$7,500
Newton	400.0	68.0	\$1.25	\$34,000
Oconee	50.0	72.0	\$1.25	\$4,500
Rockdale	88.0	65.0	\$1.25	\$7,150
Walton	120.0	40.0	\$1.25	\$6,000
<b>Oats</b>	<b>1,908</b>			<b>\$145,150</b>

Georgia Total: Oats

\$4,378,925

## Farm Gate Value by Congressional District For Oats



District 1	13.5%
District 10	23.6%
District 11	3.3%
District 2	36.0%
District 3	1.5%
District 4	0.0%
District 5	0.0%
District 6	0.0%
District 7	0.1%
District 8	22.0%
District 9	0.0%
<b>Total:</b>	<b>100.0%</b>

## Miscellaneous Row Crops

County	Farm Gate Value
Banks	\$0
Barrow	\$0
Clarke	\$0
Franklin	\$0
Gwinnett	\$375,000
Hart	\$45,000
Jackson	\$0
Madison	\$0
Morgan	\$0
Newton	\$0
Oconee	\$0
Rockdale	\$0
Walton	\$0
<b>Miscellaneous Row Crops</b>	<b>\$420,000</b>

# Georgia Congressional District 11

## Peanuts - Additional

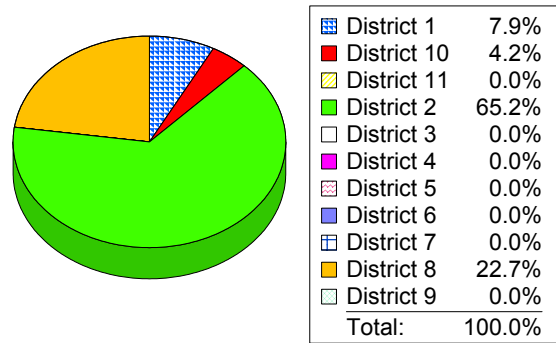
Georgia Total: Peanuts - Quota

\$353,238,840

County	Acres	Yield	Price	Farm Gate Value
Banks	0.0	0	\$0.00	\$0
Barrow	0.0	0	\$0.00	\$0
Clarke	0.0	0	\$0.00	\$0
Franklin	0.0	0	\$0.00	\$0
Gwinnett	0.0	0	\$0.00	\$0
Hart	0.0	0	\$0.00	\$0
Jackson	0.0	0	\$0.00	\$0
Madison	0.0	0	\$0.00	\$0
Morgan	0.0	0	\$0.00	\$0
Newton	0.0	0	\$0.00	\$0
Oconee	0.0	0	\$0.00	\$0
Rockdale	0.0	0	\$0.00	\$0
Walton	0.0	0	\$0.00	\$0
<b>Peanuts - Additional</b>	<b>0</b>			<b>\$0</b>

## Farm Gate Value by Congressional District

For Peanuts - Quota

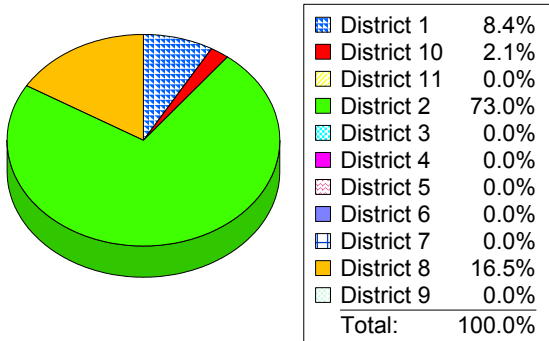


Georgia Total: Peanuts - Additional

\$46,377,049

## Farm Gate Value by Congressional District

For Peanuts - Additional



## Rye

County	Acres	Yield	Price	Farm Gate Value
Banks	900.0	26.0	\$6.00	\$140,400
Barrow	0.0	0.0	\$0.00	\$0
Clarke	150.0	35.0	\$6.00	\$31,500
Franklin	500.0	25.0	\$6.00	\$75,000
Gwinnett	0.0	0.0	\$0.00	\$0
Hart	750.0	26.0	\$6.00	\$117,000
Jackson	1,000.0	40.0	\$6.00	\$240,000
Madison	120.0	25.0	\$6.00	\$18,000
Morgan	40.0	35.0	\$6.00	\$8,400
Newton	200.0	35.0	\$6.00	\$42,000
Oconee	150.0	26.0	\$6.00	\$23,400
Rockdale	44.0	24.0	\$6.00	\$6,336
Walton	50.0	20.0	\$6.00	\$6,000
<b>Rye</b>	<b>3,904</b>			<b>\$708,036</b>

Rye

3,904

\$708,036

## Peanuts - Quota

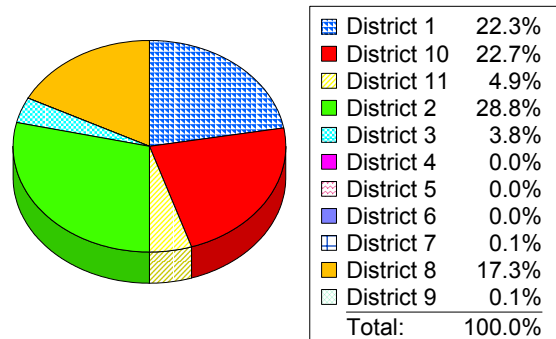
County	Acres	Yield	Price	Farm Gate Value
Banks	0.0	0	\$0.00	\$0
Barrow	0.0	0	\$0.00	\$0
Clarke	0.0	0	\$0.00	\$0
Franklin	0.0	0	\$0.00	\$0
Gwinnett	0.0	0	\$0.00	\$0
Hart	0.0	0	\$0.00	\$0
Jackson	0.0	0	\$0.00	\$0
Madison	0.0	0	\$0.00	\$0
Morgan	0.0	0	\$0.00	\$0
Newton	0.0	0	\$0.00	\$0
Oconee	0.0	0	\$0.00	\$0
Rockdale	0.0	0	\$0.00	\$0
Walton	0.0	0	\$0.00	\$0
<b>Peanuts - Quota</b>	<b>0</b>			<b>\$0</b>

Georgia Total: Rye

\$14,406,249

## Farm Gate Value by Congressional District

For Rye



# Georgia Congressional District 11

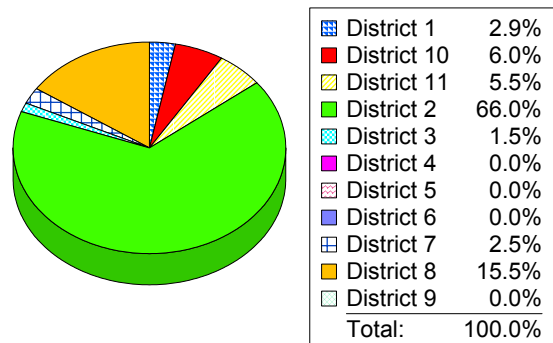
## Silage

County	Acres	Yield	Price	Farm Gate Value
Banks	30.0	15.0	\$21.00	\$9,450
Barrow	0.0	0.0	\$0.00	\$0
Clarke	200.0	8.0	\$21.00	\$33,600
Franklin	0.0	0.0	\$0.00	\$0
Gwinnett	0.0	0.0	\$0.00	\$0
Hart	1,200.0	13.0	\$21.00	\$327,600
Jackson	0.0	0.0	\$0.00	\$0
Madison	410.0	12.0	\$21.00	\$103,320
Morgan	800.0	10.0	\$21.00	\$168,000
Newton	100.0	7.0	\$21.00	\$14,700
Oconee	120.0	9.0	\$21.00	\$22,680
Rockdale	0.0	0.0	\$0.00	\$0
Walton	0.0	0.0	\$0.00	\$0
<b>Silage</b>	<b>2,860</b>			<b>\$679,350</b>

Georgia Total: Sorghum

\$3,093,190

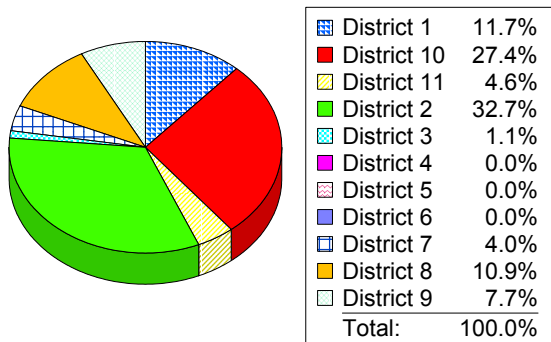
## Farm Gate Value by Congressional District For Sorghum



Georgia Total: Silage

\$14,849,158

## Farm Gate Value by Congressional District For Silage



## Soybeans

County	Acres	Yield	Price	Farm Gate Value
Banks	250.0	15.0	\$5.30	\$19,875
Barrow	100.0	30.0	\$5.30	\$15,900
Clarke	350.0	40.0	\$5.30	\$74,200
Franklin	850.0	25.0	\$5.30	\$112,625
Gwinnett	0.0	0.0	\$0.00	\$0
Hart	2,500.0	24.0	\$5.30	\$318,000
Jackson	1,200.0	25.0	\$5.30	\$159,000
Madison	3,800.0	25.0	\$5.30	\$503,500
Morgan	80.0	18.0	\$5.30	\$7,632
Newton	200.0	30.0	\$5.30	\$31,800
Oconee	200.0	24.0	\$5.30	\$25,440
Rockdale	50.0	23.0	\$5.30	\$6,095
Walton	350.0	12.0	\$5.30	\$22,260
<b>Soybeans</b>	<b>9,930</b>			<b>\$1,296,327</b>

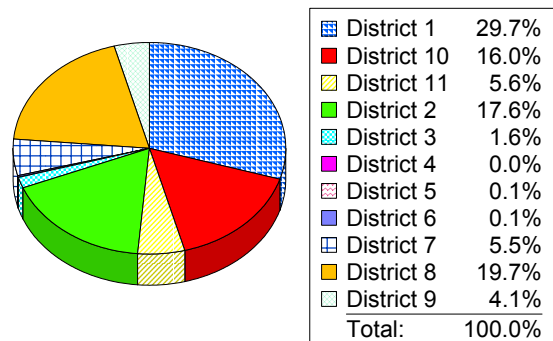
## Sorghum

County	Acres	Yield	Price	Farm Gate Value
Banks	0.0	0.0	\$0.00	\$0
Barrow	0.0	0.0	\$0.00	\$0
Clarke	200.0	80.0	\$1.90	\$30,400
Franklin	200.0	35.0	\$1.90	\$13,300
Gwinnett	0.0	0.0	\$0.00	\$0
Hart	800.0	45.0	\$1.90	\$68,400
Jackson	300.0	50.0	\$1.90	\$28,500
Madison	75.0	40.0	\$1.90	\$5,700
Morgan	50.0	20.0	\$1.90	\$1,900
Newton	50.0	50.0	\$1.90	\$4,750
Oconee	100.0	45.0	\$1.90	\$8,550
Rockdale	15.0	45.0	\$1.90	\$1,283
Walton	350.0	12.0	\$1.90	\$7,980
<b>Sorghum</b>	<b>2,140</b>			<b>\$170,763</b>

Georgia Total: Soybeans

\$22,945,319

## Farm Gate Value by Congressional District For Soybeans



# Georgia Congressional District 11

## Straw

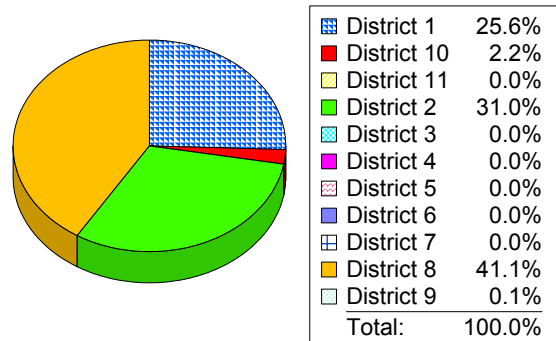
County	Acres	Yield	Price	Farm Gate Value
Banks	750.0	75.0	\$2.00	\$112,500
Barrow	25.0	125.0	\$3.00	\$9,375
Clarke	350.0	4.5	\$2.00	\$3,150
Franklin	2,500.0	80.0	\$2.00	\$400,000
Gwinnett	0.0	0.0	\$0.00	\$0
Hart	1,000.0	80.0	\$2.00	\$160,000
Jackson	0.0	0.0	\$0.00	\$0
Madison	3,000.0	70.0	\$2.00	\$420,000
Morgan	400.0	75.0	\$2.00	\$60,000
Newton	1,000.0	50.0	\$2.00	\$100,000
Oconee	1,000.0	80.0	\$2.50	\$200,000
Rockdale	0.0	0.0	\$0.00	\$0
Walton	0.0	0.0	\$0.00	\$0
<b>Straw</b>	<b>10,025</b>			<b>\$1,465,025</b>

Georgia Total: Tobacco

\$120,363,272

## Farm Gate Value by Congressional District

For Tobacco

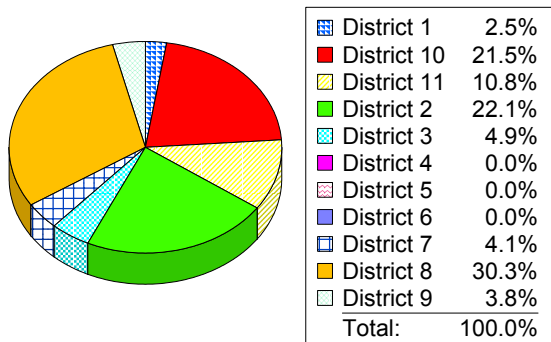


Georgia Total: Straw

\$13,507,534

## Farm Gate Value by Congressional District

For Straw



## Wheat

County	Acres	Yield	Price	Farm Gate Value
Banks	150.0	50.0	\$2.70	\$20,250
Barrow	150.0	45.0	\$2.70	\$18,225
Clarke	750.0	40.0	\$2.70	\$81,000
Franklin	1,900.0	45.0	\$2.70	\$230,850
Gwinnett	0.0	0.0	\$0.00	\$0
Hart	2,500.0	54.0	\$2.70	\$364,500
Jackson	3,000.0	40.0	\$2.70	\$324,000
Madison	4,800.0	54.0	\$2.70	\$699,840
Morgan	750.0	60.0	\$2.70	\$121,500
Newton	1,000.0	45.0	\$2.70	\$121,500
Oconee	600.0	54.0	\$2.70	\$87,480
Rockdale	75.0	52.0	\$2.70	\$10,530
Walton	1,150.0	40.0	\$2.70	\$124,200
<b>Wheat</b>	<b>16,825</b>			<b>\$2,203,875</b>

## Tobacco

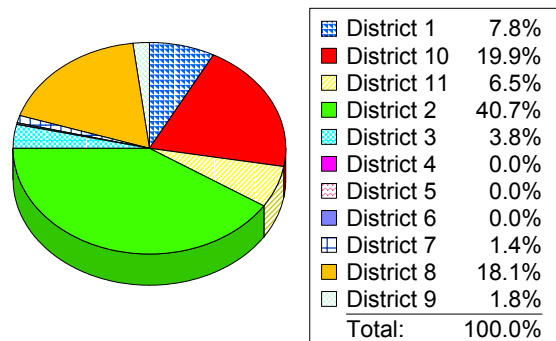
County	Acres	Yield	Price	Farm Gate Value
Banks	0.0	0	\$0.00	\$0
Barrow	0.0	0	\$0.00	\$0
Clarke	0.0	0	\$0.00	\$0
Franklin	0.0	0	\$0.00	\$0
Gwinnett	0.0	0	\$0.00	\$0
Hart	0.0	0	\$0.00	\$0
Jackson	0.0	0	\$0.00	\$0
Madison	0.0	0	\$0.00	\$0
Morgan	0.0	0	\$0.00	\$0
Newton	0.0	0	\$0.00	\$0
Oconee	0.0	0	\$0.00	\$0
Rockdale	0.0	0	\$0.00	\$0
Walton	0.0	0	\$0.00	\$0
<b>Tobacco</b>	<b>0</b>			<b>\$0</b>

Georgia Total: Wheat

\$33,976,120

## Farm Gate Value by Congressional District

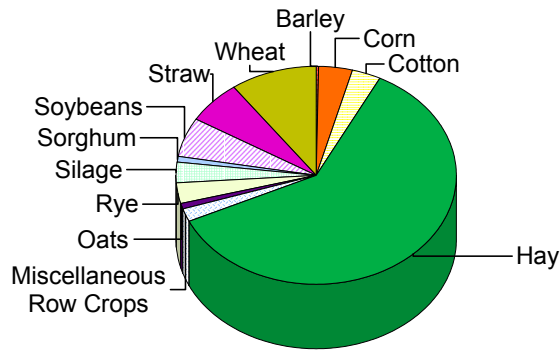
For Wheat



# Georgia Congressional District 11

District 11 Total \$22,261,286  
 Row and Forage Crops

## District 11 Farm Gate Value For Row and Forage Crops



Barley	0.3%
Corn	3.8%
Cotton	3.4%
Hay	60.6%
Miscellaneous Row Crops	1.9%
Oats	0.7%
Peanuts - Additional	0.0%
Peanuts - Quota	0.0%
Rye	3.2%
Silage	3.1%
Sorghum	0.8%
Soybeans	5.8%
Straw	6.6%
Tobacco	0.0%
Wheat	9.9%
Total:	100.0%



# Georgia Congressional District 11

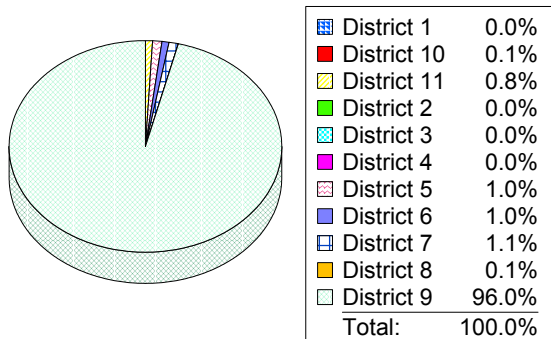
## Fruits and Nuts

### Apples

County	Acres	Yield	Price	Farm Gate Value
Banks	0.0	0.0	\$14.00	\$0
Barrow	0.0	0.0	\$14.00	\$0
Clarke	0.0	0.0	\$14.00	\$0
Franklin	0.0	0.0	\$14.00	\$0
Gwinnett	10.0	192.0	\$14.00	\$26,880
Hart	6.0	192.0	\$14.00	\$16,128
Jackson	0.0	0.0	\$14.00	\$0
Madison	5.0	100.0	\$14.00	\$7,000
Morgan	0.0	0.0	\$14.00	\$0
Newton	2.0	100.0	\$14.00	\$2,800
Oconee	0.0	0.0	\$14.00	\$0
Rockdale	0.0	0.0	\$14.00	\$0
Walton	0.0	0.0	\$14.00	\$0
<b>Apples</b>	<b>23</b>			<b>\$52,808</b>

Georgia Total: Apples \$6,933,102

**Farm Gate Value by Congressional District**  
For Apples

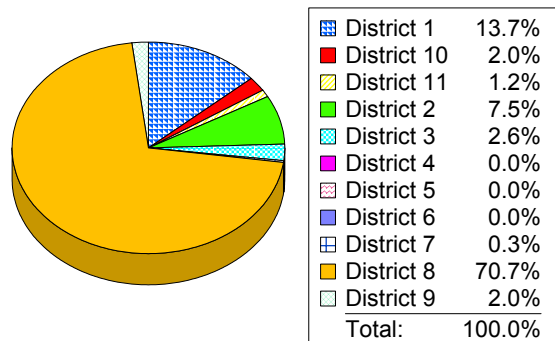


### Blueberries - Fresh

County	Acres	Yield	Price	Farm Gate Value
Banks	0.0	0	\$0.00	\$0
Barrow	5.0	2,000	\$1.25	\$12,500
Clarke	0.0	0	\$0.00	\$0
Franklin	0.0	0	\$0.00	\$0
Gwinnett	3.0	2,500	\$1.25	\$9,375
Hart	8.0	2,500	\$1.25	\$25,000
Jackson	0.0	0	\$0.00	\$0
Madison	15.0	2,000	\$1.25	\$37,500
Morgan	0.0	0	\$0.00	\$0
Newton	5.0	2,000	\$1.25	\$12,500
Oconee	15.0	2,500	\$1.25	\$46,875
Rockdale	5.0	2,500	\$1.25	\$15,625
Walton	6.0	2,500	\$1.25	\$18,750
<b>Blueberries - Fresh</b>	<b>62</b>			<b>\$178,125</b>

Georgia Total: Blueberries - Fresh \$14,474,504

**Farm Gate Value by Congressional District**  
For Blueberries - Fresh

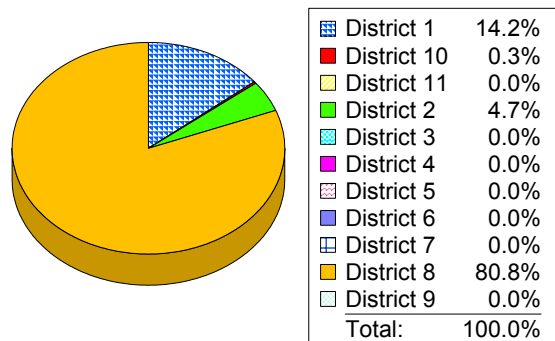


### Blueberries - Frozen

County	Acres	Yield	Price	Farm Gate Value
Banks	0.0	0	\$0.00	\$0
Barrow	0.0	0	\$0.00	\$0
Clarke	0.0	0	\$0.00	\$0
Franklin	0.0	0	\$0.00	\$0
Gwinnett	0.0	0	\$0.00	\$0
Hart	0.0	0	\$0.00	\$0
Jackson	0.0	0	\$0.00	\$0
Madison	0.0	0	\$0.00	\$0
Morgan	0.0	0	\$0.00	\$0
Newton	0.0	0	\$0.00	\$0
Oconee	0.0	0	\$0.00	\$0
Rockdale	0.0	0	\$0.00	\$0
Walton	0.0	0	\$0.00	\$0
<b>Blueberries - Frozen</b>	<b>0</b>			<b>\$0</b>

Georgia Total: Blueberries - Frozen \$7,549,540

**Farm Gate Value by Congressional District**  
For Blueberries - Frozen





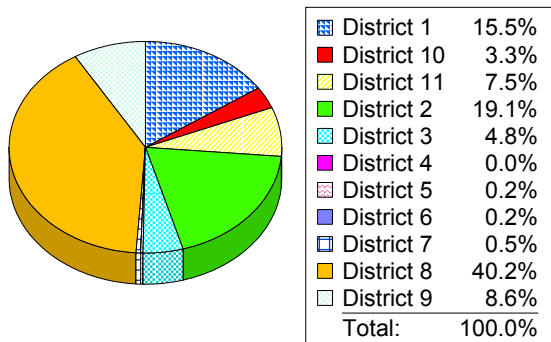
# Georgia Congressional District 11

## Grapes

County	Acres	Yield	Price	Farm Gate Value
Banks	0.0	0	\$0.00	\$0
Barrow	57.0	4,600	\$0.78	\$203,205
Clarke	0.0	0	\$0.00	\$0
Franklin	0.0	0	\$0.00	\$0
Gwinnett	0.0	0	\$0.00	\$0
Hart	0.0	0	\$0.00	\$0
Jackson	0.0	0	\$0.00	\$0
Madison	55.0	5,000	\$0.78	\$213,125
Morgan	0.0	0	\$0.00	\$0
Newton	20.0	4,000	\$0.78	\$62,000
Oconee	5.0	5,500	\$0.78	\$21,313
Rockdale	5.0	5,500	\$0.78	\$21,313
Walton	0.0	0	\$0.00	\$0
<b>Grapes</b>	<b>142</b>			<b>\$520,955</b>

Georgia Total: Grapes \$6,902,468

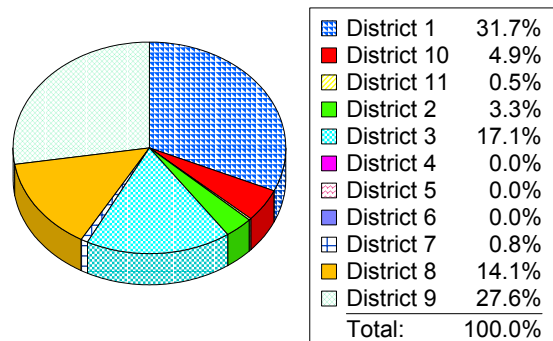
**Farm Gate Value by Congressional District**  
For Grapes



Georgia Total: Miscellaneous Fruit and Nut

\$1,407,245

**Farm Gate Value by Congressional District**  
For Miscellaneous Fruit and Nut



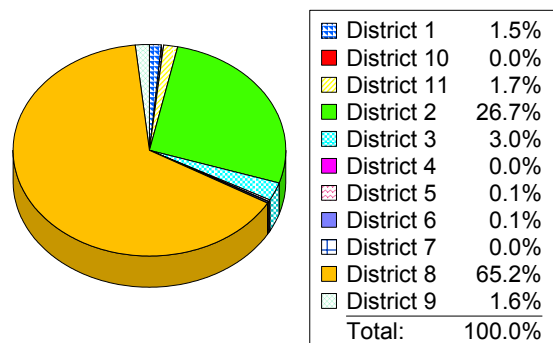
## Peaches

County	Acres	Yield	Price	Farm Gate Value
Banks	0.0	0	\$0.00	\$0
Barrow	0.0	0	\$0.00	\$0
Clarke	0.0	0	\$0.00	\$0
Franklin	15.0	4,750	\$0.33	\$23,513
Gwinnett	2.0	6,100	\$0.33	\$4,026
Hart	42.0	6,100	\$0.33	\$84,546
Jackson	0.0	0	\$0.00	\$0
Madison	20.0	6,000	\$0.33	\$39,600
Morgan	0.0	0	\$0.00	\$0
Newton	3.0	4,500	\$0.33	\$4,455
Oconee	250.0	6,100	\$0.33	\$503,250
Rockdale	0.0	0	\$0.00	\$0
Walton	6.0	6,000	\$0.33	\$11,880
<b>Peaches</b>	<b>338</b>			<b>\$671,270</b>

Georgia Total: Peaches

\$39,922,063

**Farm Gate Value by Congressional District**  
For Peaches



## Miscellaneous Fruit and Nut

County	Farm Gate Value
Banks	\$0
Barrow	\$0
Clarke	\$0
Franklin	\$0
Gwinnett	\$0
Hart	\$0
Jackson	\$0
Madison	\$0
Morgan	\$0
Newton	\$1,625
Oconee	\$5,100
Rockdale	\$0
Walton	\$0
<b>Miscellaneous Fruits/Nuts</b>	<b>\$6,725</b>

# Georgia Congressional District 11

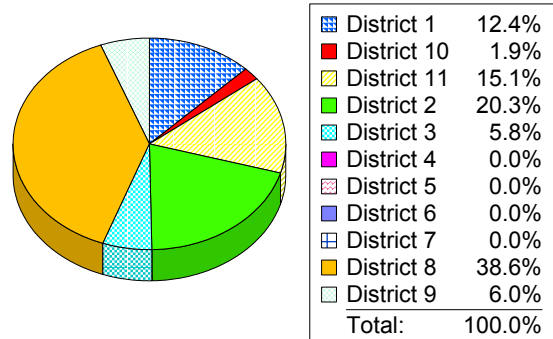
Pecans

Georgia Total: Strawberries

\$3,797,133

County	Acres	Yield	Price	Farm Gate Value
Banks	0.0	0	\$0.00	\$0
Barrow	30.0	500	\$1.30	\$19,500
Clarke	0.0	0	\$0.00	\$0
Franklin	25.0	400	\$1.30	\$13,000
Gwinnett	0.0	0	\$0.00	\$0
Hart	135.0	1,500	\$1.30	\$263,250
Jackson	0.0	0	\$0.00	\$0
Madison	20.0	1,000	\$1.30	\$26,000
Morgan	250.0	1,000	\$1.30	\$325,000
Newton	30.0	800	\$1.00	\$24,000
Oconee	10.0	2,625	\$1.30	\$34,125
Rockdale	0.0	0	\$0.00	\$0
Walton	20.0	1,500	\$1.30	\$39,000
<b>Pecans</b>	<b>520</b>			<b>\$743,875</b>

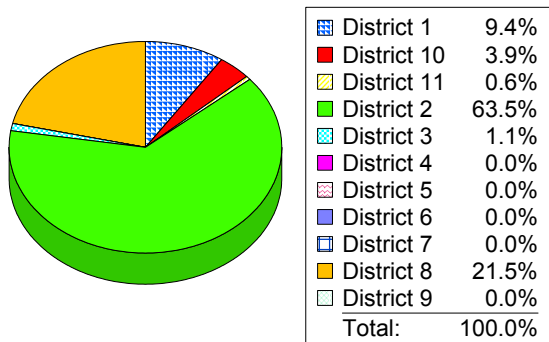
**Farm Gate Value by Congressional District**  
For Strawberries



Georgia Total: Pecans

\$129,204,166

**Farm Gate Value by Congressional District**  
For Pecans



## Strawberries

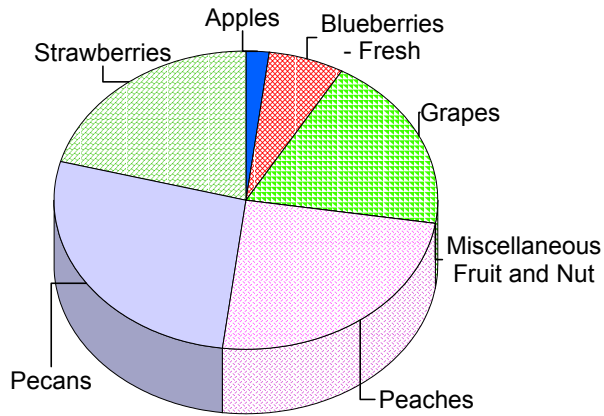
County	Acres	Yield	Price	Farm Gate Value
Banks	0.0	0	\$0.00	\$0
Barrow	0.0	0	\$0.00	\$0
Clarke	0.0	0	\$0.00	\$0
Franklin	1.5	1,800	\$1.25	\$3,375
Gwinnett	2.0	39,800	\$1.25	\$99,500
Hart	2.0	19,000	\$1.25	\$47,500
Jackson	0.0	0	\$0.00	\$0
Madison	0.0	0	\$0.00	\$0
Morgan	0.0	0	\$0.00	\$0
Newton	0.0	0	\$0.00	\$0
Oconee	5.0	39,000	\$1.25	\$243,750
Rockdale	10.0	10,000	\$1.60	\$160,000
Walton	1.0	15,000	\$1.25	\$18,750
<b>Strawberries</b>	<b>22</b>			<b>\$572,875</b>

# Georgia Congressional District 11

District 11      Total      \$2,746,633  
Fruits and Nuts

## District 11 Farm Gate Value

For Fruits and Nuts



Apples	1.9%
Blueberries - Fresh	6.5%
Blueberries - Frozen	0.0%
Grapes	19.0%
Miscellaneous Fruit and Nut	0.2%
Peaches	24.4%
Pecans	27.1%
Strawberries	20.9%
Total:	100.0%

# Georgia Congressional District 11

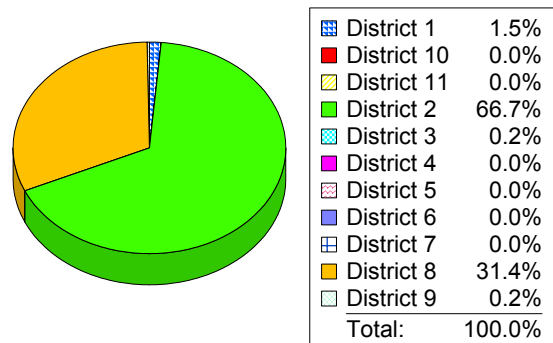
## Banana Peppers

County	Acres	Farm Gate Value
Banks	0.0	\$0
Barrow	0.0	\$0
Clarke	0.0	\$0
Franklin	0.0	\$0
Gwinnett	0.0	\$0
Hart	0.0	\$0
Jackson	0.0	\$0
Madison	0.0	\$0
Morgan	0.0	\$0
Newton	0.0	\$0
Oconee	0.0	\$0
Rockdale	0.0	\$0
Walton	0.0	\$0
<b>Banana Peppers</b>	<b>0</b>	<b>\$0</b>

## Georgia Total: Bell Peppers

\$49,555,238

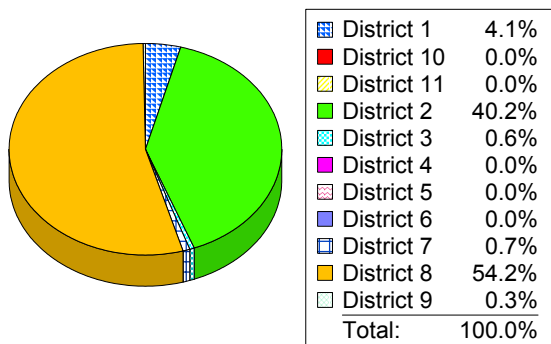
### Farm Gate Value by Congressional District For Bell Peppers



## Georgia Total: Banana Peppers

\$1,532,400

### Farm Gate Value by Congressional District For Banana Peppers



## Broccoli

County	Acres	Farm Gate Value
Banks	0.0	\$0
Barrow	0.0	\$0
Clarke	0.0	\$0
Franklin	0.0	\$0
Gwinnett	0.0	\$0
Hart	0.0	\$0
Jackson	0.0	\$0
Madison	0.0	\$0
Morgan	0.0	\$0
Newton	0.0	\$0
Oconee	0.0	\$0
Rockdale	0.0	\$0
Walton	0.0	\$0
<b>Broccoli</b>	<b>0</b>	<b>\$0</b>

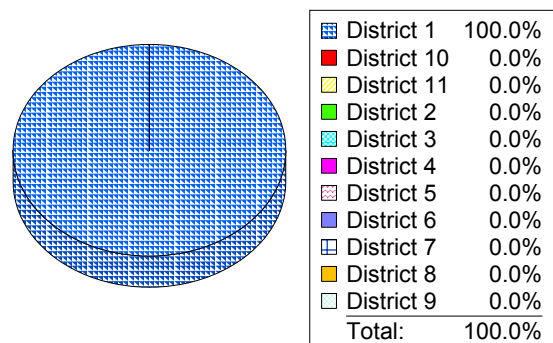
## Bell Peppers

County	Acres	Farm Gate Value
Banks	0.0	\$0
Barrow	0.0	\$0
Clarke	0.0	\$0
Franklin	0.0	\$0
Gwinnett	0.0	\$0
Hart	0.0	\$0
Jackson	0.0	\$0
Madison	0.0	\$0
Morgan	0.0	\$0
Newton	1.0	\$2,100
Oconee	0.0	\$0
Rockdale	0.0	\$0
Walton	0.0	\$0
<b>Bell Peppers</b>	<b>1</b>	<b>\$2,100</b>

## Georgia Total: Broccoli

\$5,600

### Farm Gate Value by Congressional District For Broccoli



# Georgia Congressional District 11

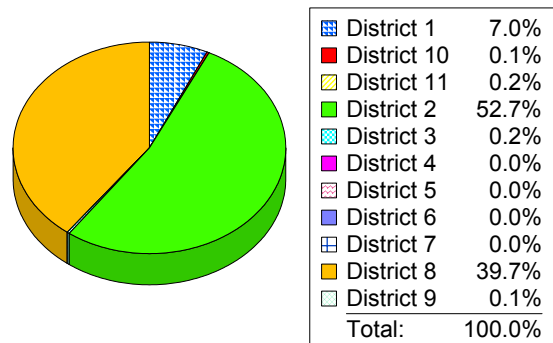
## Cabbage

County	Acres	Farm Gate Value
Banks	0.0	\$0
Barrow	0.0	\$0
Clarke	0.0	\$0
Franklin	0.0	\$0
Gwinnett	0.0	\$0
Hart	0.0	\$0
Jackson	0.0	\$0
Madison	0.0	\$0
Morgan	0.0	\$0
Newton	1.0	\$920
Oconee	0.0	\$0
Rockdale	0.0	\$0
Walton	0.0	\$0
<b>Cabbage</b>	<b>1</b>	<b>\$920</b>

Georgia Total: Cantaloupe

\$18,910,800

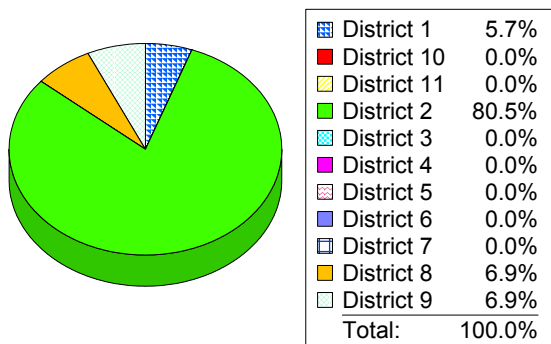
### Farm Gate Value by Congressional District For Cantaloupe



Georgia Total: Cabbage

\$29,976,593

### Farm Gate Value by Congressional District For Cabbage



## Carrots

County	Acres	Farm Gate Value
Banks	0.0	\$0
Barrow	0.0	\$0
Clarke	0.0	\$0
Franklin	0.0	\$0
Gwinnett	0.0	\$0
Hart	0.0	\$0
Jackson	0.0	\$0
Madison	0.0	\$0
Morgan	0.0	\$0
Newton	0.0	\$0
Oconee	0.0	\$0
Rockdale	0.0	\$0
Walton	0.0	\$0
<b>Carrots</b>	<b>0</b>	<b>\$0</b>

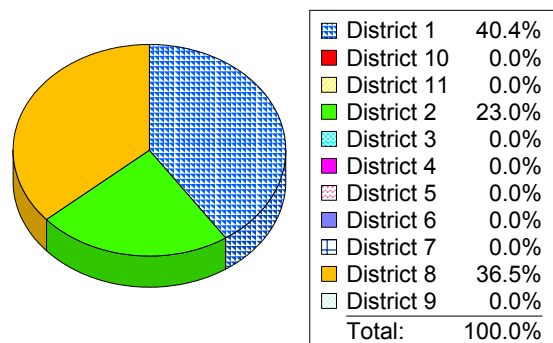
## Cantaloupe

County	Acres	Farm Gate Value
Banks	0.0	\$0
Barrow	0.0	\$0
Clarke	0.0	\$0
Franklin	0.0	\$0
Gwinnett	0.0	\$0
Hart	0.0	\$0
Jackson	0.0	\$0
Madison	23.0	\$37,200
Morgan	0.0	\$0
Newton	0.0	\$0
Oconee	0.0	\$0
Rockdale	0.0	\$0
Walton	0.0	\$0
<b>Cantaloupe</b>	<b>23</b>	<b>\$37,200</b>

Georgia Total: Carrots

\$12,852,525

### Farm Gate Value by Congressional District For Carrots



# Georgia Congressional District 11

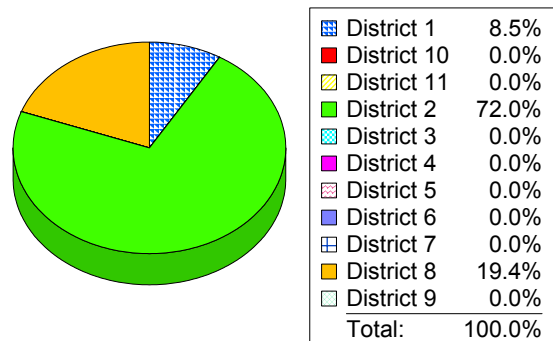
## Collards

County	Acres	Farm Gate Value
Banks	0.0	\$0
Barrow	1.0	\$1,500
Clarke	0.0	\$0
Franklin	0.0	\$0
Gwinnett	0.0	\$0
Hart	0.0	\$0
Jackson	0.0	\$0
Madison	80.0	\$114,000
Morgan	0.0	\$0
Newton	3.0	\$4,275
Oconee	0.0	\$0
Rockdale	0.0	\$0
Walton	0.0	\$0
<b>Collards</b>	<b>84</b>	<b>\$119,775</b>

## Georgia Total: Cucumbers

\$55,799,678

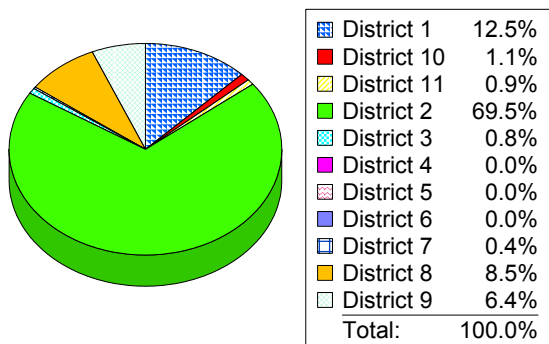
### Farm Gate Value by Congressional District For Cucumbers



## Georgia Total: Collards

\$13,080,033

### Farm Gate Value by Congressional District For Collards



## Eggplant

County	Acres	Farm Gate Value
Banks	0.0	\$0
Barrow	0.0	\$0
Clarke	0.0	\$0
Franklin	0.0	\$0
Gwinnett	0.0	\$0
Hart	0.0	\$0
Jackson	0.0	\$0
Madison	0.0	\$0
Morgan	0.0	\$0
Newton	0.5	\$300
Oconee	0.0	\$0
Rockdale	0.0	\$0
Walton	0.0	\$0
<b>Eggplant</b>	<b>1</b>	<b>\$300</b>

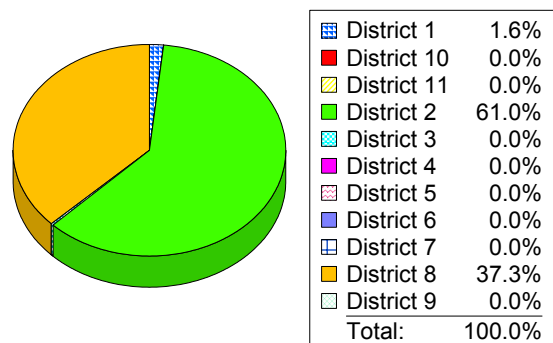
## Cucumbers

County	Acres	Farm Gate Value
Banks	0.0	\$0
Barrow	0.0	\$0
Clarke	0.0	\$0
Franklin	0.0	\$0
Gwinnett	0.0	\$0
Hart	0.0	\$0
Jackson	0.0	\$0
Madison	0.0	\$0
Morgan	0.0	\$0
Newton	1.0	\$2,120
Oconee	0.0	\$0
Rockdale	0.0	\$0
Walton	0.0	\$0
<b>Cucumbers</b>	<b>1</b>	<b>\$2,120</b>

## Georgia Total: Eggplant

\$12,198,810

### Farm Gate Value by Congressional District For Eggplant



# Georgia Congressional District 11

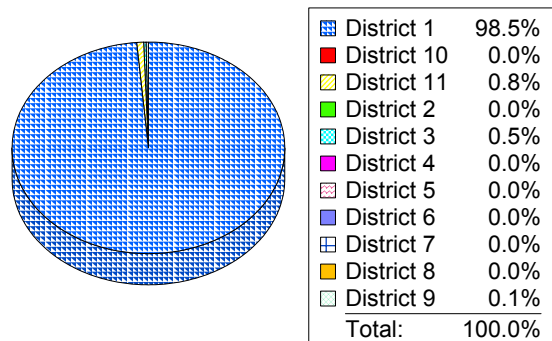
## English Peas

County	Acres	Farm Gate Value
Banks	0.0	\$0
Barrow	0.0	\$0
Clarke	0.0	\$0
Franklin	0.0	\$0
Gwinnett	0.0	\$0
Hart	0.0	\$0
Jackson	0.0	\$0
Madison	0.0	\$0
Morgan	0.0	\$0
Newton	2.0	\$3,000
Oconee	0.0	\$0
Rockdale	0.0	\$0
Walton	0.0	\$0
<b>English Peas</b>	<b>2</b>	<b>\$3,000</b>

Georgia Total: Green Onions

\$1,133,760

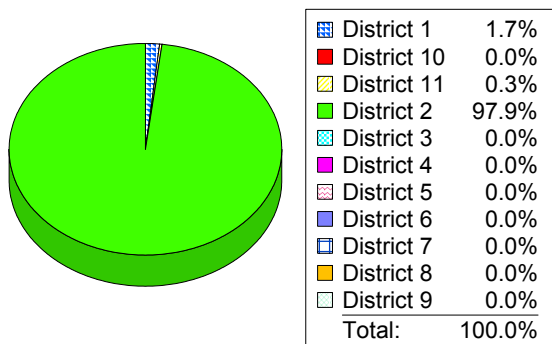
**Farm Gate Value by Congressional District**  
For Green Onions



Georgia Total: English Peas

\$870,500

**Farm Gate Value by Congressional District**  
For English Peas



## Hot Peppers

County	Acres	Farm Gate Value
Banks	0.0	\$0
Barrow	0.0	\$0
Clarke	0.0	\$0
Franklin	0.0	\$0
Gwinnett	0.0	\$0
Hart	0.0	\$0
Jackson	0.0	\$0
Madison	0.0	\$0
Morgan	0.0	\$0
Newton	0.0	\$0
Oconee	0.0	\$0
Rockdale	0.0	\$0
Walton	0.0	\$0
<b>Hot Peppers</b>	<b>0</b>	<b>\$0</b>

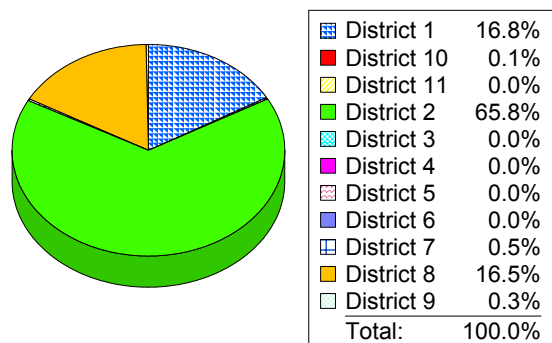
## Green Onions

County	Acres	Farm Gate Value
Banks	0.0	\$0
Barrow	0.0	\$0
Clarke	0.0	\$0
Franklin	0.0	\$0
Gwinnett	0.0	\$0
Hart	0.0	\$0
Jackson	0.0	\$0
Madison	0.0	\$0
Morgan	0.0	\$0
Newton	2.0	\$9,600
Oconee	0.0	\$0
Rockdale	0.0	\$0
Walton	0.0	\$0
<b>Green Onions</b>	<b>2</b>	<b>\$9,600</b>

Georgia Total: Hot Peppers

\$6,425,325

**Farm Gate Value by Congressional District**  
For Hot Peppers





# Georgia Congressional District 11

## Irish Potatoes

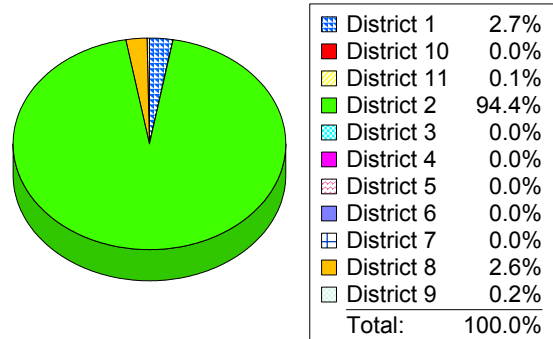
County	Acres	Farm Gate Value
Banks	0.0	\$0
Barrow	0.0	\$0
Clarke	0.0	\$0
Franklin	0.0	\$0
Gwinnett	0.0	\$0
Hart	0.0	\$0
Jackson	0.0	\$0
Madison	0.0	\$0
Morgan	0.0	\$0
Newton	0.0	\$0
Oconee	0.0	\$0
Rockdale	0.0	\$0
Walton	0.0	\$0
<b>Irish Potatoes</b>	<b>0</b>	<b>\$0</b>

Georgia Total: Kale

\$2,145,933

## Farm Gate Value by Congressional District

For Kale

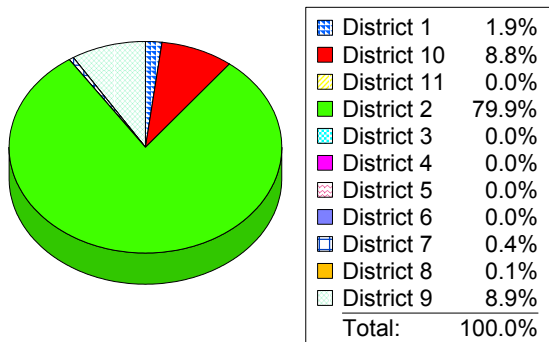


Georgia Total: Irish Potatoes

\$1,432,389

## Farm Gate Value by Congressional District

For Irish Potatoes



## Lettuce

County	Acres	Farm Gate Value
Banks	0.0	\$0
Barrow	0.0	\$0
Clarke	0.0	\$0
Franklin	0.0	\$0
Gwinnett	0.0	\$0
Hart	0.0	\$0
Jackson	0.0	\$0
Madison	0.0	\$0
Morgan	0.0	\$0
Newton	0.0	\$0
Oconee	0.0	\$0
Rockdale	0.0	\$0
Walton	6.0	\$100,800
<b>Lettuce</b>	<b>6</b>	<b>\$100,800</b>

## Kale

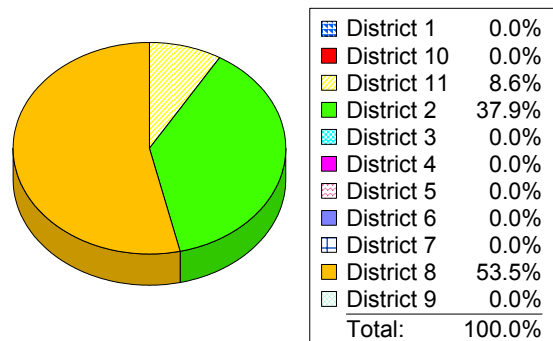
County	Acres	Farm Gate Value
Banks	0.0	\$0
Barrow	0.0	\$0
Clarke	0.0	\$0
Franklin	0.0	\$0
Gwinnett	0.0	\$0
Hart	0.0	\$0
Jackson	0.0	\$0
Madison	0.0	\$0
Morgan	0.0	\$0
Newton	2.0	\$1,900
Oconee	0.0	\$0
Rockdale	0.0	\$0
Walton	0.0	\$0
<b>Kale</b>	<b>2</b>	<b>\$1,900</b>

Georgia Total: Lettuce

\$1,166,800

## Farm Gate Value by Congressional District

For Lettuce



# Georgia Congressional District 11

## Lima Beans

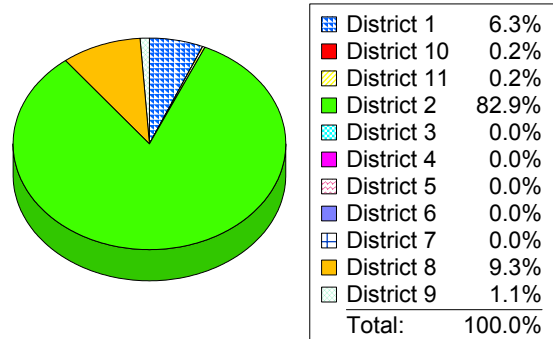
County	Acres	Farm Gate Value
Banks	0.0	\$0
Barrow	0.0	\$0
Clarke	0.0	\$0
Franklin	0.0	\$0
Gwinnett	0.0	\$0
Hart	0.0	\$0
Jackson	0.0	\$0
Madison	0.0	\$0
Morgan	0.0	\$0
Newton	5.0	\$5,250
Oconee	0.0	\$0
Rockdale	0.0	\$0
Walton	0.0	\$0
<b>Lima Beans</b>	<b>5</b>	<b>\$5,250</b>

Georgia Total: Mustard

\$5,827,439

## Farm Gate Value by Congressional District

For Mustard

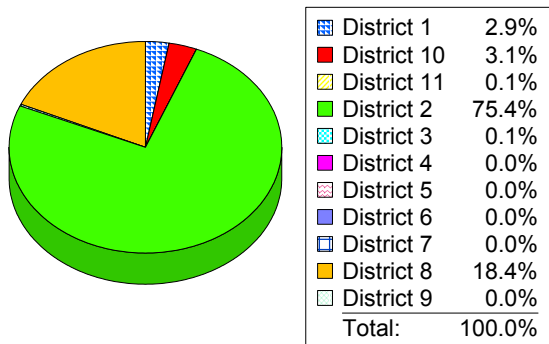


Georgia Total: Lima Beans

\$3,826,065

## Farm Gate Value by Congressional District

For Lima Beans



## Okra

County	Acres	Farm Gate Value
Banks	0.0	\$0
Barrow	0.0	\$0
Clarke	0.0	\$0
Franklin	0.0	\$0
Gwinnett	0.0	\$0
Hart	0.0	\$0
Jackson	0.0	\$0
Madison	16.0	\$47,700
Morgan	0.0	\$0
Newton	1.0	\$2,700
Oconee	0.0	\$0
Rockdale	0.0	\$0
Walton	0.0	\$0
<b>Okra</b>	<b>17</b>	<b>\$50,400</b>

## Mustard

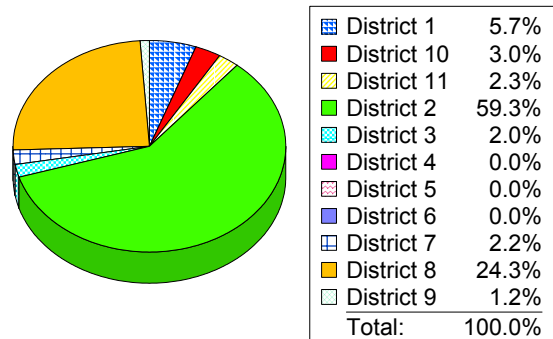
County	Acres	Farm Gate Value
Banks	0.0	\$0
Barrow	0.0	\$0
Clarke	0.0	\$0
Franklin	0.0	\$0
Gwinnett	0.0	\$0
Hart	0.0	\$0
Jackson	0.0	\$0
Madison	0.0	\$0
Morgan	0.0	\$0
Newton	8.0	\$11,400
Oconee	0.0	\$0
Rockdale	0.0	\$0
Walton	0.0	\$0
<b>Mustard</b>	<b>8</b>	<b>\$11,400</b>

Georgia Total: Okra

\$2,165,080

## Farm Gate Value by Congressional District

For Okra



# Georgia Congressional District 11

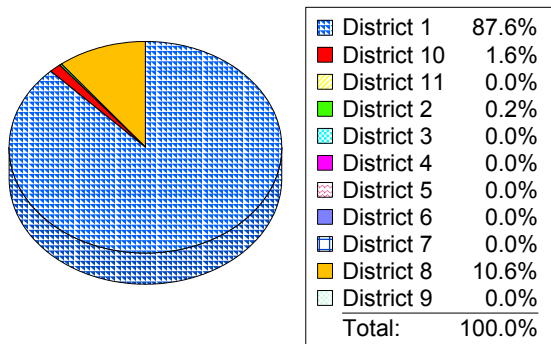
## Onions

County	Acres	Farm Gate Value
Banks	0.0	\$0
Barrow	0.0	\$0
Clarke	0.0	\$0
Franklin	0.0	\$0
Gwinnett	0.0	\$0
Hart	0.0	\$0
Jackson	0.0	\$0
Madison	0.0	\$0
Morgan	0.0	\$0
Newton	0.0	\$0
Oconee	0.0	\$0
Rockdale	0.0	\$0
Walton	0.0	\$0
<b>Onions</b>	<b>0</b>	<b>\$0</b>

Georgia Total: Onions

\$94,487,900

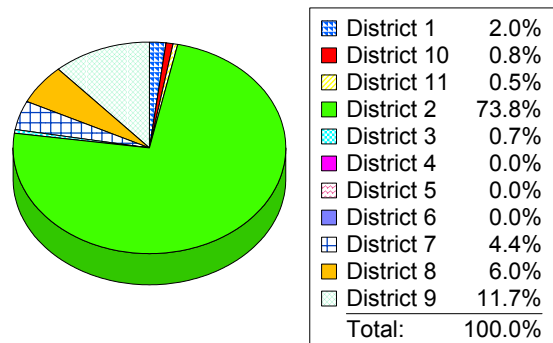
### Farm Gate Value by Congressional District For Onions



Georgia Total: Pole Beans

\$963,230

### Farm Gate Value by Congressional District For Pole Beans



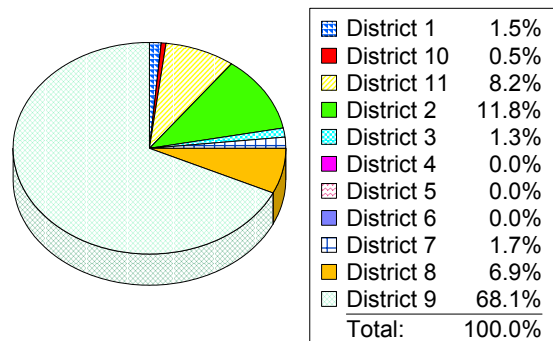
## Pumpkin

County	Acres	Farm Gate Value
Banks	0.0	\$0
Barrow	0.0	\$0
Clarke	0.0	\$0
Franklin	0.0	\$0
Gwinnett	0.0	\$0
Hart	0.0	\$0
Jackson	0.0	\$0
Madison	0.0	\$0
Morgan	0.0	\$0
Newton	4.0	\$6,000
Oconee	8.0	\$128,000
Rockdale	0.0	\$0
Walton	0.0	\$0
<b>Pumpkin</b>	<b>12</b>	<b>\$134,000</b>

Georgia Total: Pumpkin

\$1,637,837

### Farm Gate Value by Congressional District For Pumpkin



## Pole Beans

County	Acres	Farm Gate Value
Banks	0.0	\$0
Barrow	0.0	\$0
Clarke	0.0	\$0
Franklin	0.0	\$0
Gwinnett	0.0	\$0
Hart	0.0	\$0
Jackson	0.0	\$0
Madison	0.0	\$0
Morgan	0.0	\$0
Newton	2.0	\$4,680
Oconee	0.0	\$0
Rockdale	0.0	\$0
Walton	0.0	\$0
<b>Pole Beans</b>	<b>2</b>	<b>\$4,680</b>

# Georgia Congressional District 11

## Snap Beans

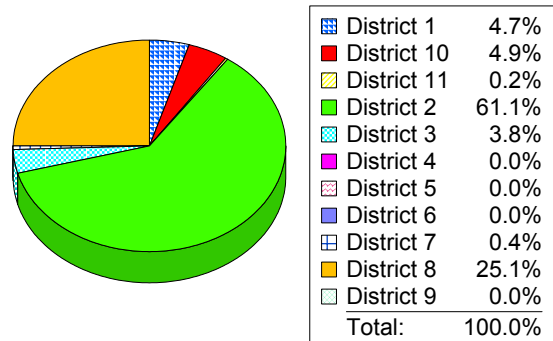
County	Acres	Farm Gate Value
Banks	0.0	\$0
Barrow	0.0	\$0
Clarke	0.0	\$0
Franklin	0.0	\$0
Gwinnett	0.0	\$0
Hart	0.0	\$0
Jackson	0.0	\$0
Madison	0.0	\$0
Morgan	0.0	\$0
Newton	10.0	\$9,600
Oconee	2.0	\$3,380
Rockdale	0.0	\$0
Walton	0.0	\$0
<b>Snap Beans</b>	<b>12</b>	<b>\$12,980</b>

Georgia Total: Southern Peas

\$7,591,530

## Farm Gate Value by Congressional District

For Southern Peas

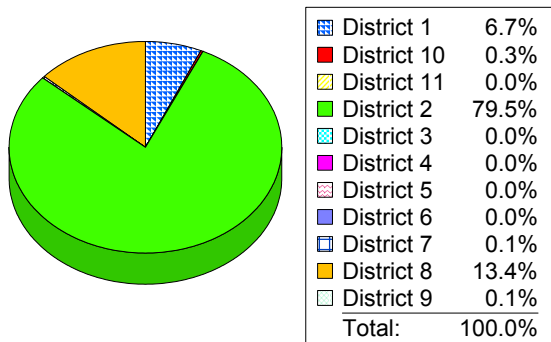


Georgia Total: Snap Beans

\$46,295,337

## Farm Gate Value by Congressional District

For Snap Beans



## Spinach

County	Acres	Farm Gate Value
Banks	0.0	\$0
Barrow	0.0	\$0
Clarke	0.0	\$0
Franklin	0.0	\$0
Gwinnett	0.0	\$0
Hart	0.0	\$0
Jackson	0.0	\$0
Madison	0.0	\$0
Morgan	0.0	\$0
Newton	0.0	\$0
Oconee	0.0	\$0
Rockdale	0.0	\$0
Walton	0.0	\$0
<b>Spinach</b>	<b>0</b>	<b>\$0</b>

## Southern Peas

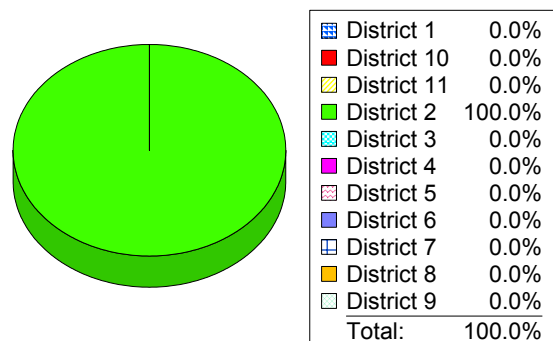
County	Acres	Farm Gate Value
Banks	0.0	\$0
Barrow	5.0	\$3,250
Clarke	0.0	\$0
Franklin	0.0	\$0
Gwinnett	0.0	\$0
Hart	0.0	\$0
Jackson	0.0	\$0
Madison	0.0	\$0
Morgan	0.0	\$0
Newton	13.0	\$9,100
Oconee	0.0	\$0
Rockdale	0.0	\$0
Walton	3.0	\$900
<b>Southern Peas</b>	<b>21</b>	<b>\$13,250</b>

Georgia Total: Spinach

\$113,750

## Farm Gate Value by Congressional District

For Spinach



# Georgia Congressional District 11

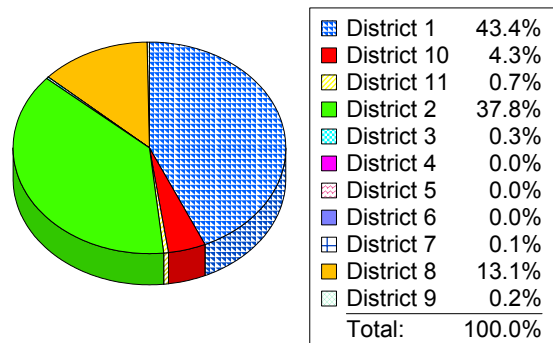
## Sweet Corn

County	Acres	Farm Gate Value
Banks	25.0	\$10,300
Barrow	5.0	\$3,125
Clarke	0.0	\$0
Franklin	0.0	\$0
Gwinnett	0.0	\$0
Hart	0.0	\$0
Jackson	0.0	\$0
Madison	32.0	\$36,565
Morgan	0.0	\$0
Newton	60.0	\$49,440
Oconee	5.0	\$6,438
Rockdale	100.0	\$92,700
Walton	3.0	\$3,090
<b>Sweet Corn</b>	<b>230</b>	<b>\$201,658</b>

## Georgia Total: Sweet Potatoes

\$1,852,808

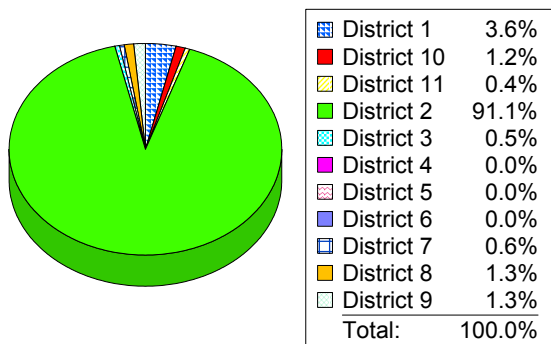
### Farm Gate Value by Congressional District For Sweet Potatoes



## Georgia Total: Sweet Corn

\$49,289,746

### Farm Gate Value by Congressional District For Sweet Corn



## Tomato

County	Acres	Farm Gate Value
Banks	15.0	\$63,000
Barrow	0.0	\$0
Clarke	0.0	\$0
Franklin	0.0	\$0
Gwinnett	0.0	\$0
Hart	0.0	\$0
Jackson	0.0	\$0
Madison	10.0	\$38,675
Morgan	0.0	\$0
Newton	8.0	\$19,800
Oconee	2.0	\$16,800
Rockdale	0.0	\$0
Walton	0.0	\$0
<b>Tomato</b>	<b>35</b>	<b>\$138,275</b>

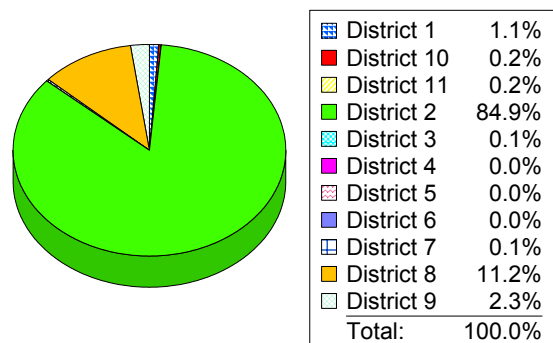
## Sweet Potatoes

County	Acres	Farm Gate Value
Banks	0.0	\$0
Barrow	0.0	\$0
Clarke	0.0	\$0
Franklin	0.0	\$0
Gwinnett	0.0	\$0
Hart	0.0	\$0
Jackson	0.0	\$0
Madison	0.0	\$0
Morgan	0.0	\$0
Newton	1.0	\$2,250
Oconee	3.0	\$11,475
Rockdale	0.0	\$0
Walton	0.0	\$0
<b>Sweet Potatoes</b>	<b>4</b>	<b>\$13,725</b>

## Georgia Total: Tomato

\$83,099,710

### Farm Gate Value by Congressional District For Tomato



# Georgia Congressional District 11

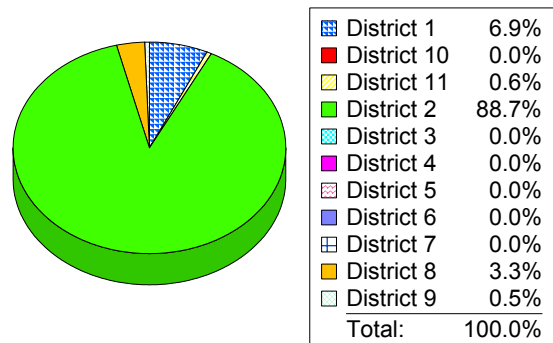
## Turnip Greens

County	Acres	Farm Gate Value
Banks	0.0	\$0
Barrow	0.0	\$0
Clarke	0.0	\$0
Franklin	0.0	\$0
Gwinnett	0.0	\$0
Hart	0.0	\$0
Jackson	0.0	\$0
Madison	40.0	\$61,750
Morgan	0.0	\$0
Newton	7.0	\$10,640
Oconee	0.0	\$0
Rockdale	0.0	\$0
Walton	0.0	\$0
<b>Turnip Greens</b>	<b>47</b>	<b>\$72,390</b>

Georgia Total: Turnip Roots

\$355,737

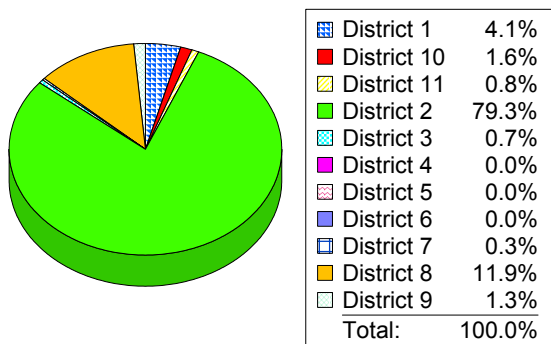
### Farm Gate Value by Congressional District For Turnip Roots



Georgia Total: Turnip Greens

\$8,739,612

### Farm Gate Value by Congressional District For Turnip Greens



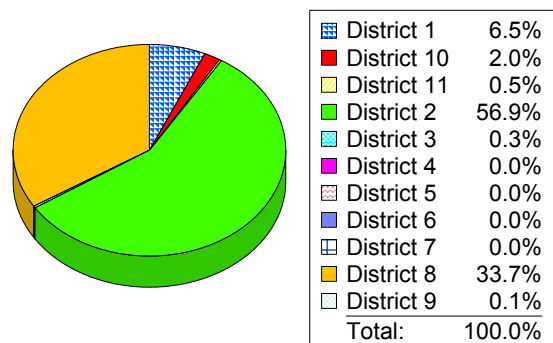
## Watermelon

County	Acres	Farm Gate Value
Banks	0.0	\$0
Barrow	0.0	\$0
Clarke	0.0	\$0
Franklin	300.0	\$362,250
Gwinnett	0.0	\$0
Hart	0.0	\$0
Jackson	0.0	\$0
Madison	5.0	\$5,750
Morgan	0.0	\$0
Newton	2.0	\$2,645
Oconee	0.0	\$0
Rockdale	0.0	\$0
Walton	0.0	\$0
<b>Watermelon</b>	<b>307</b>	<b>\$370,645</b>

Georgia Total: Watermelon

\$73,454,791

### Farm Gate Value by Congressional District For Watermelon



## Turnip Roots

County	Acres	Farm Gate Value
Banks	0.0	\$0
Barrow	0.0	\$0
Clarke	0.0	\$0
Franklin	0.0	\$0
Gwinnett	0.0	\$0
Hart	0.0	\$0
Jackson	0.0	\$0
Madison	0.0	\$0
Morgan	0.0	\$0
Newton	2.0	\$2,200
Oconee	0.0	\$0
Rockdale	0.0	\$0
Walton	0.0	\$0
<b>Turnip Roots</b>	<b>2</b>	<b>\$2,200</b>

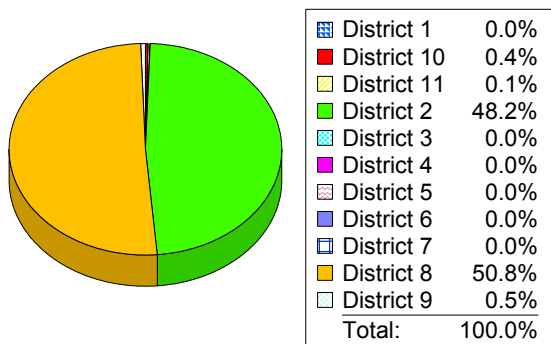
# Georgia Congressional District 11

## Winter Squash

County	Acres	Farm Gate Value
Banks	0.0	\$0
Barrow	0.0	\$0
Clarke	0.0	\$0
Franklin	0.0	\$0
Gwinnett	0.0	\$0
Hart	0.0	\$0
Jackson	0.0	\$0
Madison	0.0	\$0
Morgan	0.0	\$0
Newton	1.0	\$1,400
Oconee	0.0	\$0
Rockdale	0.0	\$0
Walton	0.0	\$0
<b>Winter Squash</b>	<b>1</b>	<b>\$1,400</b>

Georgia Total: Winter Squash \$1,035,300

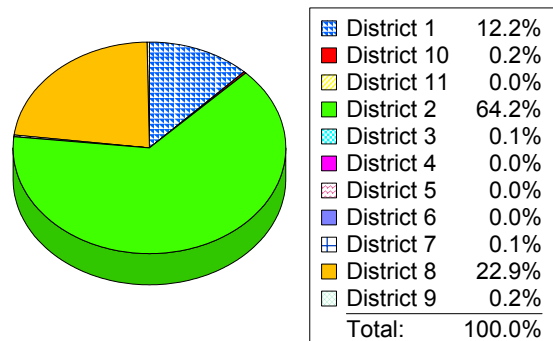
**Farm Gate Value by Congressional District**  
For Winter Squash



## Georgia Total: Yellow Squash

\$29,144,872

**Farm Gate Value by Congressional District**  
For Yellow Squash



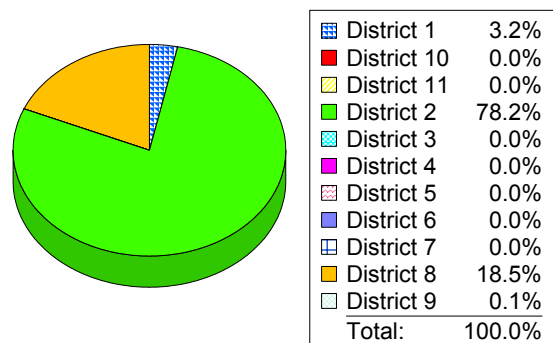
## Zucchini

County	Acres	Farm Gate Value
Banks	0.0	\$0
Barrow	0.0	\$0
Clarke	0.0	\$0
Franklin	0.0	\$0
Gwinnett	0.0	\$0
Hart	0.0	\$0
Jackson	0.0	\$0
Madison	0.0	\$0
Morgan	0.0	\$0
Newton	0.0	\$0
Oconee	0.0	\$0
Rockdale	0.0	\$0
Walton	0.0	\$0
<b>Zucchini</b>	<b>0</b>	<b>\$0</b>

Georgia Total: Zucchini

\$18,429,985

**Farm Gate Value by Congressional District**  
For Zucchini



## Yellow Squash

County	Acres	Farm Gate Value
Banks	0.0	\$0
Barrow	0.0	\$0
Clarke	0.0	\$0
Franklin	0.0	\$0
Gwinnett	0.0	\$0
Hart	0.0	\$0
Jackson	0.0	\$0
Madison	0.0	\$0
Morgan	0.0	\$0
Newton	4.0	\$6,200
Oconee	2.0	\$4,500
Rockdale	0.0	\$0
Walton	0.0	\$0
<b>Yellow Squash</b>	<b>6</b>	<b>\$10,700</b>

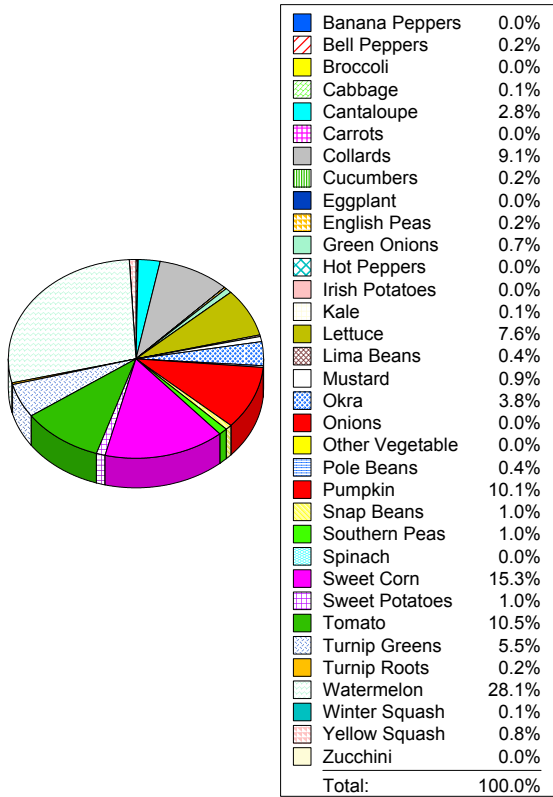


# Georgia Congressional District 11

District 11 Total \$1,320,668  
Vegetables

## District 11 Farm Gate Value

### For Vegetables



# Georgia Congressional District 11

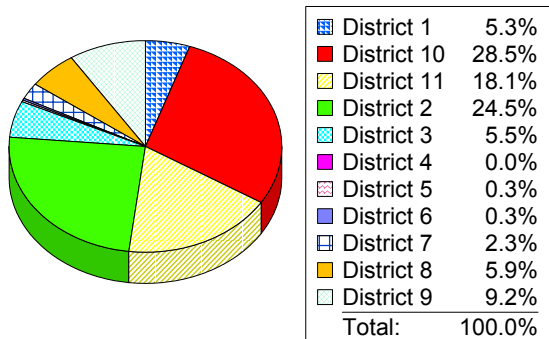
## Ornamental Horticulture

### Container Nursery

County	Acres	Price	Farm Gate Value
Banks	30.0	\$39,000	\$1,170,000
Barrow	0.5	\$39,000	\$19,500
Clarke	200.0	\$39,000	\$7,800,000
Franklin	3.0	\$39,000	\$117,000
Gwinnett	65.0	\$39,000	\$10,140,000
Hart	42.0	\$39,000	\$1,638,000
Jackson	4.5	\$39,000	\$175,500
Madison	12.0	\$39,000	\$468,000
Morgan	0.0	\$0	\$0
Newton	2.0	\$39,000	\$78,000
Oconee	114.0	\$39,000	\$4,446,000
Rockdale	55.0	\$39,000	\$2,145,000
Walton	0.0	\$0	\$0
<b>Container Nursery</b>	<b>528</b>		<b>\$28,197,000</b>

Georgia Total: Container Nursery \$156,133,050

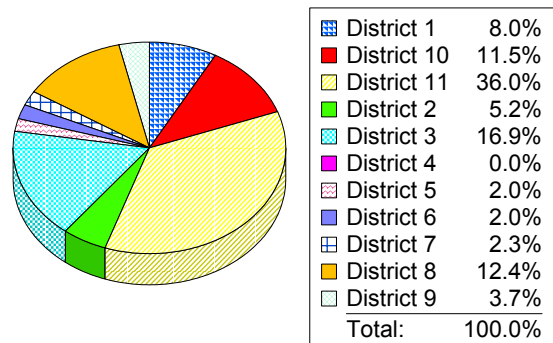
**Farm Gate Value by Congressional District**  
For Container Nursery



Georgia Total: Field Nursery

\$60,051,554

**Farm Gate Value by Congressional District**  
For Field Nursery



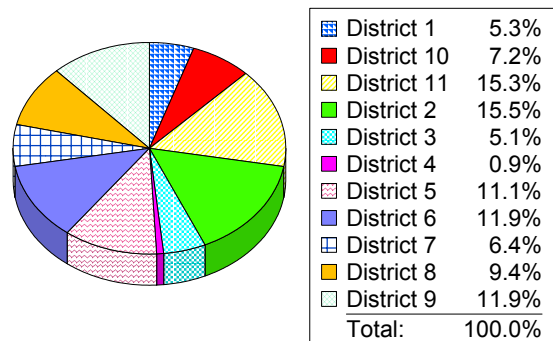
### Greenhouse

County	Sq. Feet	Price	Farm Gate Value
Banks	94,000	\$9.50	\$893,000
Barrow	3,000	\$9.50	\$28,500
Clarke	305,000	\$9.50	\$2,897,500
Franklin	21,000	\$9.50	\$199,500
Gwinnett	500,000	\$9.50	\$19,000,000
Hart	195,000	\$9.50	\$1,852,500
Jackson	25,000	\$9.50	\$237,500
Madison	65,000	\$9.50	\$617,500
Morgan	20,000	\$9.50	\$190,000
Newton	40,000	\$9.50	\$380,000
Oconee	217,800	\$9.50	\$2,069,100
Rockdale	140,000	\$9.50	\$1,330,000
Walton	250,000	\$9.50	\$2,375,000
<b>Greenhouse</b>	<b>1,875,800</b>		<b>\$32,070,100</b>

Georgia Total: Greenhouse

\$209,716,263

**Farm Gate Value by Congressional District**  
For Greenhouse



### Field Nursery

County	Acres	Price	Farm Gate Value
Banks	2.0	\$9,995	\$19,990
Barrow	0.0	\$0	\$0
Clarke	100.0	\$9,995	\$999,500
Franklin	0.0	\$0	\$0
Gwinnett	2.0	\$9,995	\$19,990
Hart	412.0	\$9,995	\$4,117,940
Jackson	0.0	\$0	\$0
Madison	18.0	\$9,995	\$179,910
Morgan	300.0	\$9,995	\$2,998,500
Newton	2.0	\$9,995	\$19,990
Oconee	500.0	\$9,995	\$4,997,500
Rockdale	75.0	\$9,995	\$749,625
Walton	750.0	\$9,995	\$7,496,250
<b>Field Nursery</b>	<b>2,161</b>		<b>\$21,599,195</b>

# Georgia Congressional District 11

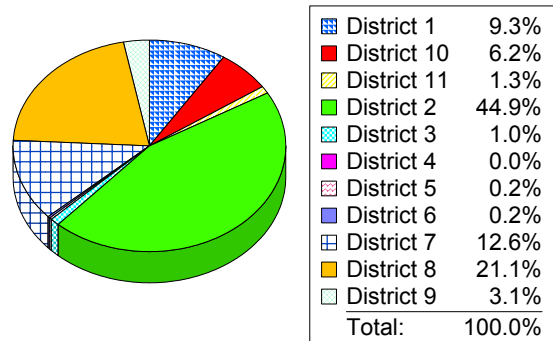
## Miscellaneous Ornamental Horticulture

County	Farm Gate Value
Banks	\$0
Barrow	\$0
Clarke	\$0
Franklin	\$0
Gwinnett	\$0
Hart	\$0
Jackson	\$0
Madison	\$0
Morgan	\$0
Newton	\$0
Oconee	\$0
Rockdale	\$0
Walton	\$0
<b>Miscellaneous Orn Hort.</b>	<b>\$0</b>

Georgia Total: Turfgrass

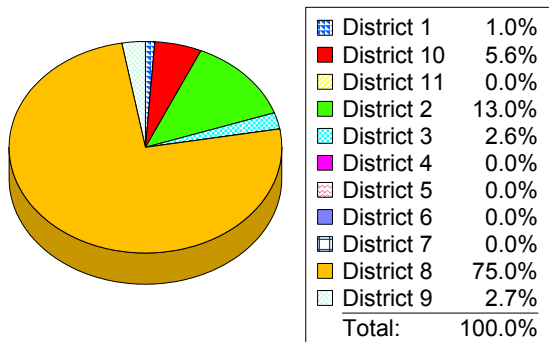
\$105,823,747

### Farm Gate Value by Congressional District For Turfgrass



Georgia Total: Miscellaneous Ornamental Horticulture \$3,833,869

### Farm Gate Value by Congressional District For Miscellaneous Ornamental Horticulture



## Turfgrass

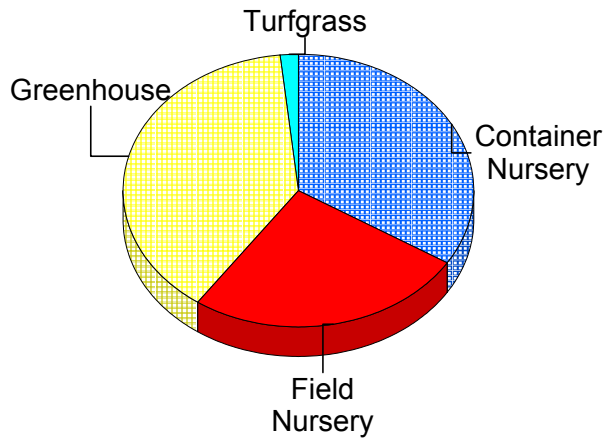
County	Acres	Yield	Price	Farm Gate Value
Banks	40.0	0.67	\$4,100	\$109,880
Barrow	0.0	0.00	\$0	\$0
Clarke	0.0	0.00	\$0	\$0
Franklin	25.0	0.67	\$4,100	\$68,675
Gwinnett	100.0	0.67	\$4,100	\$274,700
Hart	0.0	0.00	\$0	\$0
Jackson	280.0	0.67	\$4,100	\$769,160
Madison	0.0	0.00	\$0	\$0
Morgan	30.0	0.67	\$4,100	\$82,410
Newton	10.0	0.67	\$4,100	\$27,470
Oconee	30.0	0.67	\$4,100	\$82,410
Rockdale	0.0	0.00	\$0	\$0
Walton	0.0	0.00	\$0	\$0
<b>Turfgrass</b>	<b>515</b>			<b>\$1,414,705</b>






# Georgia Congressional District 11

District 11      Total      \$83,281,000  
Ornamental Horticulture

## District 11 Farm Gate Value

For Ornamental Horticulture



	Container Nursery	33.9%
	Field Nursery	25.9%
	Greenhouse	38.5%
	Miscellaneous Ornamental Horticulture	0.0%
	Turfgrass	1.7%
Total:		100.0%

# Georgia Congressional District 11

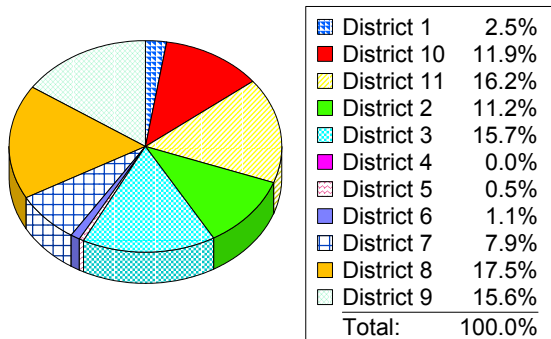
## Forestry and Related Products

### Christmas Trees

County	Acres	Yield	Price	Farm Gate Value
Banks	0.0	0.00	\$10,656	\$0
Barrow	5.0	0.25	\$10,656	\$13,320
Clarke	150.0	0.25	\$10,656	\$399,600
Franklin	3.0	0.25	\$10,656	\$7,992
Gwinnett	30.0	0.25	\$10,656	\$79,920
Hart	35.0	0.25	\$10,656	\$93,240
Jackson	0.0	0.00	\$0	\$0
Madison	15.0	0.25	\$10,656	\$39,960
Morgan	35.0	0.25	\$10,656	\$93,240
Newton	60.0	0.25	\$10,656	\$159,840
Oconee	85.0	0.25	\$10,656	\$226,440
Rockdale	10.0	0.25	\$10,656	\$26,640
Walton	20.0	0.25	\$10,656	\$53,280
<b>Christmas Trees</b>	<b>448</b>			<b>\$1,193,472</b>

Georgia Total: Christmas Trees \$7,380,760

### Farm Gate Value by Congressional District For Christmas Trees



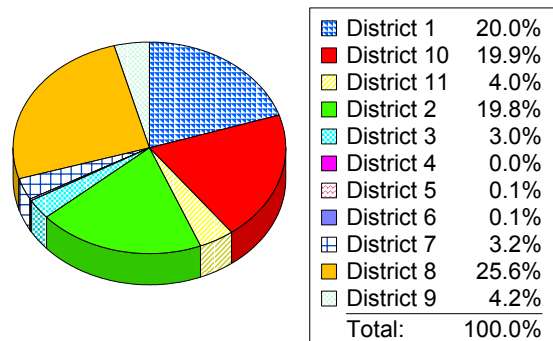
### Forestry

County	Farm Gate Value
Banks	\$1,213,692
Barrow	\$1,500,000
Clarke	\$1,500,000
Franklin	\$21,177
Gwinnett	\$0
Hart	\$4,582,000
Jackson	\$1,200,000
Madison	\$8,900,000
Morgan	\$3,884,928
Newton	\$46,556
Oconee	\$900,887
Rockdale	\$1,557,298
Walton	\$2,311,614
<b>Forestry</b>	<b>\$27,618,152</b>

Georgia Total: Forestry

\$691,046,890

### Farm Gate Value by Congressional District For Forestry



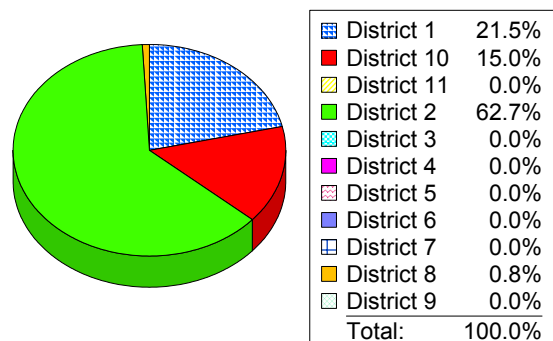
### Miscellaneous Forestry

County	Farm Gate Value
Banks	\$0
Barrow	\$0
Clarke	\$0
Franklin	\$0
Gwinnett	\$0
Hart	\$0
Jackson	\$0
Madison	\$0
Morgan	\$0
Newton	\$0
Oconee	\$0
Rockdale	\$0
Walton	\$0
<b>Miscellaneous Forestry</b>	<b>\$0</b>

Georgia Total: Miscellaneous Forestry

\$11,622,900

### Farm Gate Value by Congressional District For Miscellaneous Forestry



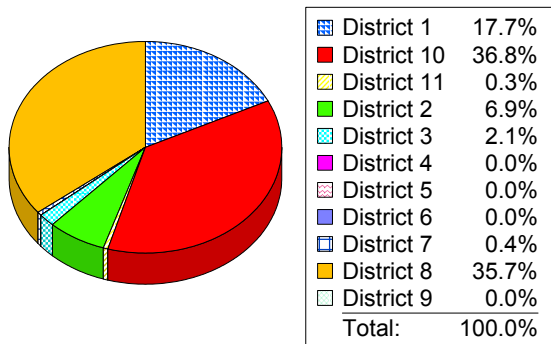
# Georgia Congressional District 11

## Pine Straw

County	Acres	Farm Gate	
		Price	Value
Banks	500.0	\$35.00	\$17,500
Barrow	10.0	\$35.00	\$350
Clarke	0.0	\$35.00	\$0
Franklin	0.0	\$35.00	\$0
Gwinnett	0.0	\$35.00	\$0
Hart	300.0	\$35.00	\$10,500
Jackson	0.0	\$35.00	\$0
Madison	140.0	\$35.00	\$4,900
Morgan	0.0	\$35.00	\$0
Newton	200.0	\$35.00	\$7,000
Oconee	300.0	\$35.00	\$10,500
Rockdale	0.0	\$35.00	\$0
Walton	100.0	\$35.00	\$3,500
<b>Pine Straw</b>	<b>1,550</b>		<b>\$54,250</b>

Georgia Total: Pine Straw **\$15,564,478**

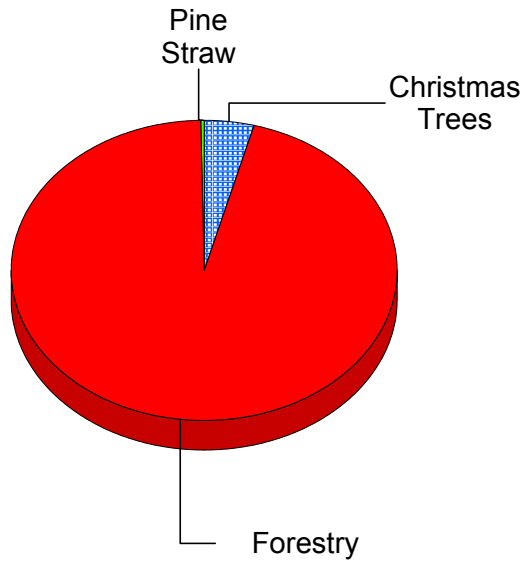
**Farm Gate Value by Congressional District**  
For Pine Straw







# Georgia Congressional District 11

District 11      Total      \$28,865,874  
Forestry and Related Prod

## District 11 Farm Gate Value For Forestry and Related Products



	Christmas Trees	4.1%
	Forestry	95.7%
	Miscellaneous Forestry	0.0%
	Pine Straw	0.2%
Total:		100.0%



# Georgia Congressional District 11

## Livestock

Georgia Total: Beef Cows

\$283,140,084

### Beef Cattle Finished Outside County

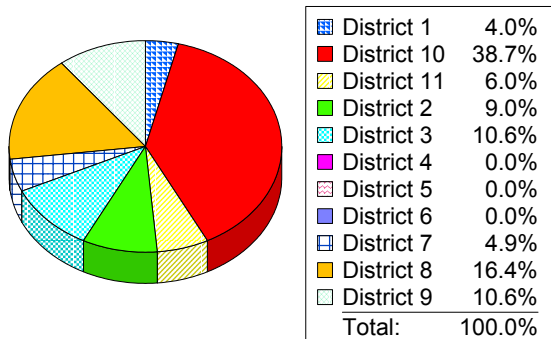
County	Head	Prod.	Price	Farm Gate Value
Banks	1,000	500.00	\$0.69	\$345,000
Barrow	0	0.00	\$0.00	\$0
Clarke	200	500.00	\$0.69	\$69,000
Franklin	8	500.00	\$0.69	\$2,760
Gwinnett	0	0.00	\$0.00	\$0
Hart	300	500.00	\$0.69	\$103,500
Jackson	200	500.00	\$0.69	\$69,000
Madison	80	500.00	\$0.69	\$27,600
Morgan	10	500.00	\$0.69	\$3,450
Newton	0	0.00	\$0.00	\$0
Oconee	85	500.00	\$0.69	\$29,325
Rockdale	0	0.00	\$0.00	\$0
Walton	25	500.00	\$0.69	\$8,625

**Beef Outside County**      **1,908**      **\$658,260**

Georgia Total: Beef Cattle Finished Outside County      \$11,019,175

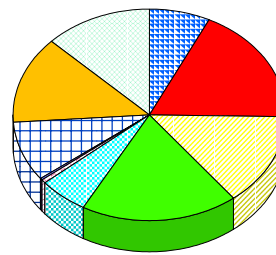
### Farm Gate Value by Congressional District

For Beef Cattle Finished Outside County



### Farm Gate Value by Congressional District

For Beef Cows



### Beef Stockers

County	Head	Prod.	Price	Farm Gate Value
Banks	5,300	300.00	\$0.79	\$1,256,100
Barrow	500	300.00	\$0.79	\$118,500
Clarke	1,900	300.00	\$0.79	\$450,300
Franklin	1,000	300.00	\$0.79	\$237,000
Gwinnett	500	300.00	\$0.79	\$118,500
Hart	1,800	300.00	\$0.79	\$426,600
Jackson	14,000	300.00	\$0.79	\$3,318,000
Madison	11,000	300.00	\$0.79	\$2,607,000
Morgan	400	300.00	\$0.79	\$94,800
Newton	6,300	300.00	\$0.79	\$1,493,100
Oconee	250	300.00	\$0.79	\$59,250
Rockdale	600	300.00	\$0.79	\$142,200
Walton	50	300.00	\$0.79	\$11,850

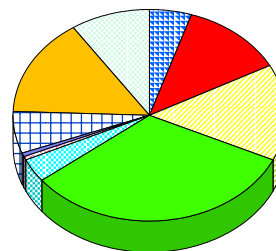
**Beef Stockers**      **43,600**      **\$10,333,200**

Georgia Total: Beef Stockers

\$70,366,722

### Farm Gate Value by Congressional District

For Beef Stockers



### Beef Cows

County	Head	Prod.	Price	Farm Gate Value
Banks	7,700	373.50	\$0.94	\$2,703,393
Barrow	7,000	373.50	\$0.94	\$2,457,630
Clarke	2,000	373.50	\$0.94	\$702,180
Franklin	13,500	373.50	\$0.94	\$4,739,715
Gwinnett	2,700	373.50	\$0.94	\$947,943
Hart	15,800	373.50	\$0.94	\$5,547,222
Jackson	16,000	373.50	\$0.94	\$5,617,440
Madison	16,500	373.50	\$0.94	\$5,792,985
Morgan	8,300	373.50	\$0.94	\$2,914,047
Newton	7,000	373.50	\$0.94	\$2,457,630
Oconee	10,000	373.50	\$0.94	\$3,510,900
Rockdale	700	373.50	\$0.94	\$245,763
Walton	6,400	373.50	\$0.94	\$2,246,976

**Beef Cows**      **113,600**      **\$39,883,824**

# Georgia Congressional District 11

## Catfish

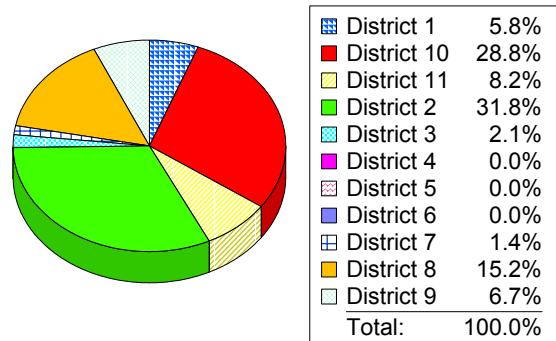
County	Pond Acres	Prod.	Price	Farm Gate Value
Banks	0	0	\$0.00	\$0
Barrow	3	2,500	\$0.74	\$5,550
Clarke	0	0	\$0.00	\$0
Franklin	0	0	\$0.00	\$0
Gwinnett	0	0	\$0.00	\$0
Hart	5	5,000	\$0.74	\$18,500
Jackson	35	1,432	\$0.74	\$37,089
Madison	500	1,500	\$0.74	\$555,000
Morgan	0	0	\$0.00	\$0
Newton	0	0	\$0.00	\$0
Oconee	25	1,432	\$0.74	\$26,492
Rockdale	0	0	\$0.00	\$0
Walton	0	0	\$0.00	\$0
<b>Catfish</b>	<b>568</b>			<b>\$642,631</b>

Georgia Total: Dairy

\$254,294,780

### Farm Gate Value by Congressional District

For Dairy

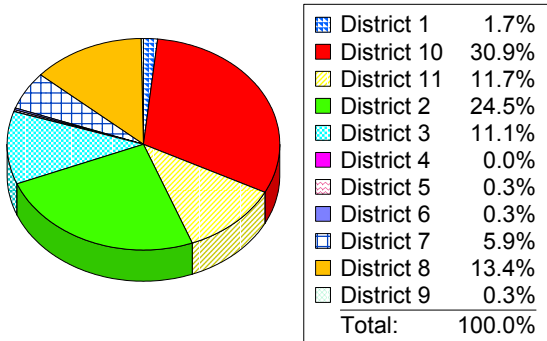


Georgia Total: Catfish

\$5,502,834

### Farm Gate Value by Congressional District

For Catfish



## Goats

County	Head	Prod.	Price	Farm Gate Value
Banks	3,800	1.25	\$35.00	\$166,250
Barrow	325	1.25	\$50.00	\$20,313
Clarke	300	1.25	\$35.00	\$13,125
Franklin	500	1.25	\$35.00	\$21,875
Gwinnett	500	1.25	\$35.00	\$21,875
Hart	1,300	1.25	\$35.00	\$56,875
Jackson	200	1.25	\$35.00	\$8,750
Madison	500	1.25	\$35.00	\$21,875
Morgan	200	1.25	\$35.00	\$8,750
Newton	780	1.25	\$35.00	\$34,125
Oconee	300	1.50	\$35.00	\$15,750
Rockdale	50	1.25	\$35.00	\$2,188
Walton	150	1.25	\$35.00	\$6,563
<b>Goats</b>	<b>8,905</b>			<b>\$398,313</b>

## Dairy

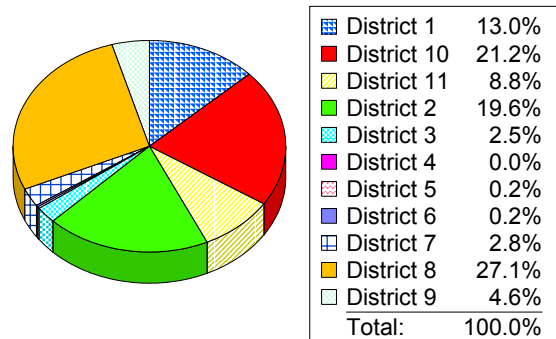
County	Head	Prod.	Price	Farm Gate Value
Banks	0	0	\$0.00	\$0
Barrow	0	0	\$0.00	\$0
Clarke	200	10,000	\$0.15	\$304,000
Franklin	0	0	\$0.00	\$0
Gwinnett	0	0	\$0.00	\$0
Hart	1,550	16,500	\$0.15	\$3,887,400
Jackson	0	0	\$0.00	\$0
Madison	225	16,500	\$0.15	\$564,300
Morgan	6,000	16,000	\$0.15	\$14,592,000
Newton	60	16,000	\$0.15	\$145,920
Oconee	500	16,500	\$0.15	\$1,254,000
Rockdale	0	0	\$0.00	\$0
Walton	0	0	\$0.00	\$0
<b>Dairy</b>	<b>8,535</b>			<b>\$20,747,620</b>

Georgia Total: Goats

\$4,520,819

### Farm Gate Value by Congressional District

For Goats



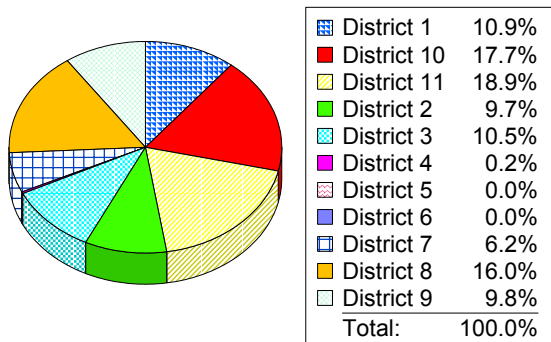
# Georgia Congressional District 11

## Horses - Board, Breed, Train

County	Head	Price	Farm Gate Value
Banks	850	\$3,000	\$2,550,000
Barrow	50	\$2,400	\$120,000
Clarke	250	\$3,000	\$750,000
Franklin	200	\$3,000	\$600,000
Gwinnett	500	\$3,000	\$1,500,000
Hart	25	\$3,000	\$75,000
Jackson	100	\$3,000	\$300,000
Madison	200	\$3,000	\$600,000
Morgan	1,000	\$3,000	\$3,000,000
Newton	400	\$3,000	\$1,200,000
Oconee	400	\$3,000	\$1,200,000
Rockdale	1,490	\$3,000	\$4,470,000
Walton	500	\$3,000	\$1,500,000
<b>Horses - B, B &amp; T</b>	<b>5,965</b>		<b>\$17,865,000</b>

Georgia Total: Horses - Board, Breed, Train **\$94,581,000**

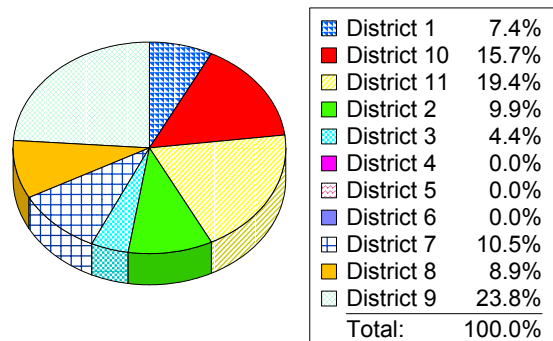
### Farm Gate Value by Congressional District For Horses - Board, Breed, Train



## Georgia Total: Horses - Raised

**\$75,396,000**

### Farm Gate Value by Congressional District For Horses - Raised



## Miscellaneous Livestock

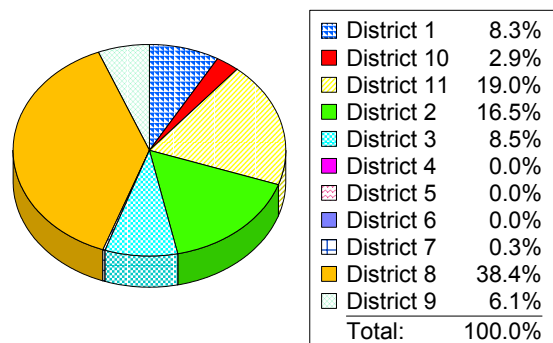
County	Farm Gate Value
Banks	\$0
Barrow	\$10,000
Clarke	\$0
Franklin	\$0
Gwinnett	\$0
Hart	\$0
Jackson	\$0
Madison	\$6,125
Morgan	\$6,500,000
Newton	\$397,720
Oconee	\$112,500
Rockdale	\$0
Walton	\$145,000
<b>Miscellaneous Livestock</b>	<b>\$7,171,345</b>

## Horses - Raised

County	Head	Price	Farm Gate Value
Banks	475	\$2,000	\$950,000
Barrow	10	\$10,000	\$100,000
Clarke	200	\$2,000	\$400,000
Franklin	2,500	\$2,000	\$5,000,000
Gwinnett	100	\$2,000	\$200,000
Hart	80	\$2,000	\$160,000
Jackson	400	\$2,000	\$800,000
Madison	700	\$2,000	\$1,400,000
Morgan	100	\$2,000	\$200,000
Newton	2,300	\$2,000	\$4,600,000
Oconee	125	\$2,000	\$250,000
Rockdale	0	\$0	\$0
Walton	300	\$2,000	\$600,000
<b>Horses - Raised</b>	<b>7,290</b>		<b>\$14,660,000</b>

Georgia Total: Miscellaneous Livestock **\$37,803,583**

### Farm Gate Value by Congressional District For Miscellaneous Livestock



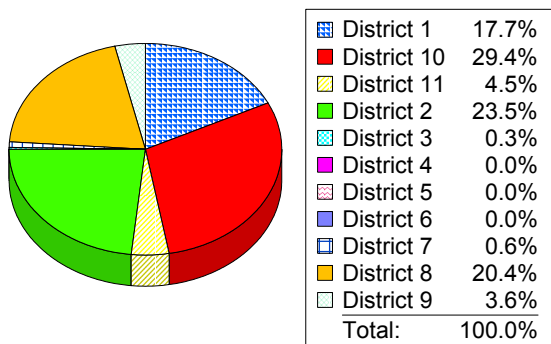
# Georgia Congressional District 11

## Pork - Farrow to Finish

County	Head	Prod.	Price	Farm Gate Value
Banks	500	3,675	\$0.42	\$771,750
Barrow	0	0	\$0.00	\$0
Clarke	500	3,675	\$0.42	\$771,750
Franklin	50	3,675	\$0.42	\$77,175
Gwinnett	0	0	\$0.00	\$0
Hart	0	0	\$0.00	\$0
Jackson	0	0	\$0.00	\$0
Madison	0	0	\$0.00	\$0
Morgan	0	0	\$0.00	\$0
Newton	500	3,675	\$0.42	\$771,750
Oconee	0	0	\$0.00	\$0
Rockdale	0	0	\$0.00	\$0
Walton	0	0	\$0.00	\$0
<b>Pork - Farrow to Finish</b>	<b>1,550</b>			<b>\$2,392,425</b>

Georgia Total: Pork - Farrow to Finish \$52,839,518

**Farm Gate Value by Congressional District**  
For Pork - Farrow to Finish

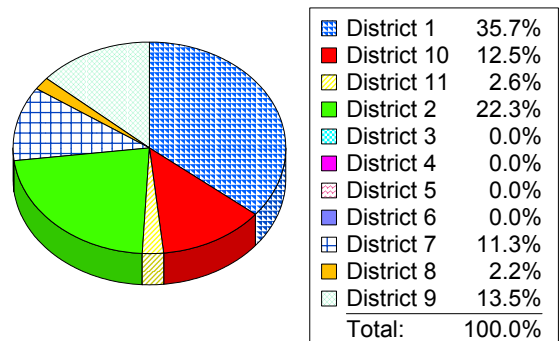


## Pork - Feeder Pigs

County	Head	Prod.	Price	Farm Gate Value
Banks	0	0.00	\$0.00	\$0
Barrow	0	0.00	\$0.00	\$0
Clarke	0	0.00	\$0.00	\$0
Franklin	0	0.00	\$0.00	\$0
Gwinnett	0	0.00	\$0.00	\$0
Hart	0	0.00	\$0.00	\$0
Jackson	0	0.00	\$0.00	\$0
Madison	700	750.00	\$0.72	\$378,000
Morgan	0	0.00	\$0.00	\$0
Newton	0	0.00	\$0.00	\$0
Oconee	100	750.00	\$0.72	\$54,000
Rockdale	0	0.00	\$0.00	\$0
Walton	0	0.00	\$0.00	\$0
<b>Pork - Feeder Pigs</b>	<b>800</b>			<b>\$432,000</b>

Georgia Total: Pork - Feeder Pigs \$16,798,590

**Farm Gate Value by Congressional District**  
For Pork - Feeder Pigs

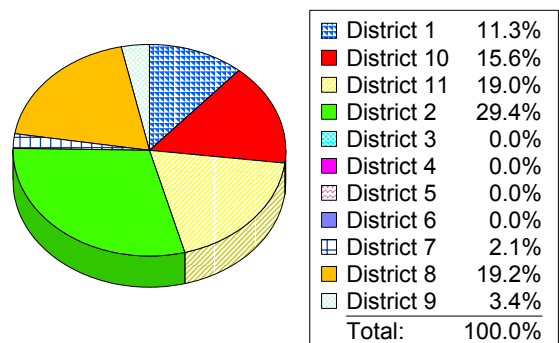


## Pork - Finishing

County	Head	Prod.	Price	Farm Gate Value
Banks	1,110	553.50	\$0.42	\$258,042
Barrow	1,000	553.50	\$0.42	\$232,470
Clarke	1,400	553.50	\$0.42	\$325,458
Franklin	0	0.00	\$0.00	\$0
Gwinnett	0	0.00	\$0.00	\$0
Hart	9,800	553.50	\$0.42	\$2,278,206
Jackson	1,200	553.50	\$0.42	\$278,964
Madison	2,400	553.50	\$0.42	\$557,928
Morgan	0	0.00	\$0.00	\$0
Newton	0	0.00	\$0.00	\$0
Oconee	1,400	553.50	\$0.42	\$325,458
Rockdale	0	0.00	\$0.00	\$0
Walton	0	0.00	\$0.00	\$0
<b>Pork - Finishing</b>	<b>18,310</b>			<b>\$4,256,526</b>

Georgia Total: Pork - Finishing \$22,376,605

**Farm Gate Value by Congressional District**  
For Pork - Finishing



# Georgia Congressional District 11

## Quail

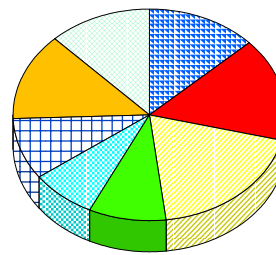
Georgia Total: Sheep

\$381,150

County	Head	Farm Gate	
		Price	Value
Banks	10,000	\$2.85	\$28,500
Barrow	0	\$0.00	\$0
Clarke	0	\$0.00	\$0
Franklin	0	\$0.00	\$0
Gwinnett	0	\$0.00	\$0
Hart	0	\$0.00	\$0
Jackson	0	\$0.00	\$0
Madison	0	\$0.00	\$0
Morgan	0	\$0.00	\$0
Newton	0	\$0.00	\$0
Oconee	250	\$2.85	\$713
Rockdale	0	\$0.00	\$0
Walton	0	\$0.00	\$0
<b>Quail</b>	<b>10,250</b>		<b>\$29,213</b>

### Farm Gate Value by Congressional District

For Sheep



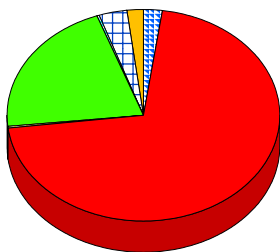
District 1	13.1%
District 10	15.8%
District 11	19.1%
District 2	9.3%
District 3	7.7%
District 4	0.0%
District 5	0.0%
District 6	0.0%
District 7	9.4%
District 8	13.3%
District 9	12.3%
<b>Total</b>	<b>100.0%</b>

Georgia Total: Quail

\$8,712,108

### Farm Gate Value by Congressional District

For Quail



District 1	2.1%
District 10	71.0%
District 11	0.3%
District 2	21.0%
District 3	0.3%
District 4	0.0%
District 5	0.0%
District 6	0.0%
District 7	3.3%
District 8	1.9%
District 9	0.0%
<b>Total</b>	<b>100.0%</b>

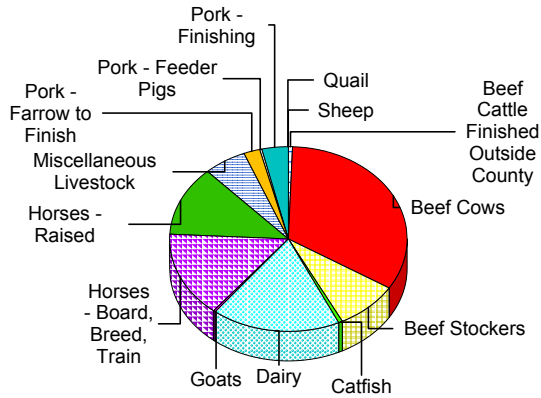
## Sheep

County	Head	Prod.	Farm Gate	
			Price	Value
Banks	200	1.25	\$70.00	\$17,500
Barrow	0	0.00	\$0.00	\$0
Clarke	100	1.25	\$70.00	\$8,750
Franklin	75	1.25	\$70.00	\$6,563
Gwinnett	0	0.00	\$0.00	\$0
Hart	0	0.00	\$0.00	\$0
Jackson	0	0.00	\$0.00	\$0
Madison	0	0.00	\$0.00	\$0
Morgan	150	1.25	\$70.00	\$13,125
Newton	100	1.25	\$70.00	\$8,750
Oconee	125	1.50	\$70.00	\$13,125
Rockdale	55	1.25	\$70.00	\$4,813
Walton	0	0.00	\$0.00	\$0
<b>Sheep</b>	<b>805</b>			<b>\$72,625</b>

# Georgia Congressional District 11

District 11 Total \$119,542,981  
Livestock

## District 11 Farm Gate Value For Livestock



Beef Cattle Finished Outside County	0.6%
Beef Cows	33.4%
Beef Stockers	8.6%
Catfish	0.5%
Dairy	17.4%
Goats	0.3%
Horses - Board, Breed, Train	14.9%
Horses - Raised	12.3%
Miscellaneous Livestock	6.0%
Pork - Farrow to Finish	2.0%
Pork - Feeder Pigs	0.4%
Pork - Finishing	3.6%
Quail	0.0%
Sheep	0.1%
Total:	100.0%

# Georgia Congressional District 11

## Breeder Pullet Unit

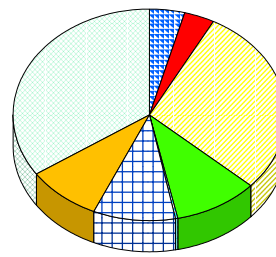
Georgia Total: Broiler

\$2,821,451,502

County	# Houses	Avg. Cap.	Grower Price	Grower Value
Banks	46	16,000	12.00	8,832,000
Barrow	29	15,000	12.00	5,220,000
Clarke	0	0	12.00	0
Franklin	20	12,000	12.00	2,880,000
Gwinnett	0	0	12.00	0
Hart	12	12,000	12.00	1,728,000
Jackson	66	12,000	12.00	9,504,000
Madison	8	12,000	12.00	1,152,000
Morgan	0	0	12.00	0
Newton	0	0	12.00	0
Oconee	7	12,000	12.00	1,008,000
Rockdale	0	0	12.00	0
Walton	0	0	12.00	0
<b>Breeder Pullet Unit</b>	<b>188</b>			<b>\$30,324,000</b>

## Farm Gate Value by Congressional District

For Broiler



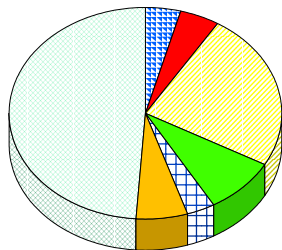
District 1	4.2%
District 10	3.7%
District 11	28.8%
District 2	9.8%
District 3	0.3%
District 4	0.0%
District 5	0.0%
District 6	0.0%
District 7	9.7%
District 8	8.9%
District 9	34.4%
<b>Total</b>	<b>100.0%</b>

Georgia Total: Breeder Pullet Unit

\$126,328,440

## Farm Gate Value by Congressional District

For Breeder Pullet Unit



District 1	4.2%
District 10	4.7%
District 11	24.0%
District 2	8.8%
District 3	0.0%
District 4	0.0%
District 5	0.0%
District 6	0.0%
District 7	3.3%
District 8	6.2%
District 9	48.8%
<b>Total</b>	<b>100.0%</b>

## Hatching Layers

County	# Houses	Avg. Cap.	Grower Price	Grower Value
Banks	45	10,000	29.00	13,050,000
Barrow	8	10,000	29.00	2,320,000
Clarke	0	0	29.00	0
Franklin	45	10,000	29.00	13,050,000
Gwinnett	0	0	29.00	0
Hart	70	10,000	29.00	20,300,000
Jackson	90	10,000	29.00	26,100,000
Madison	18	10,000	29.00	5,220,000
Morgan	6	12,500	29.00	2,175,000
Newton	0	0	29.00	0
Oconee	0	0	29.00	0
Rockdale	0	0	29.00	0
Walton	0	0	29.00	0
<b>Hatching Layers</b>	<b>282</b>			<b>\$82,215,000</b>

## Broiler

(uses a 96% survival rate)

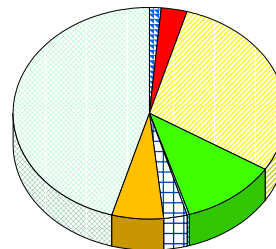
County	# Houses	Avg. Cap.	# Batch	Bird Weight	Grower Price	Grower Value	Integr. Price	Integr. Value
Banks	528	25,600	5.50	5.35	.05	17,945,661	0.32	122,183,221
Barrow	150	20,000	5.00	5.50	.05	3,722,400	0.32	25,344,000
Clarke	11	20,000	6.00	5.00	.05	297,792	0.32	2,027,520
Franklin	577	25,600	5.00	5.35	.05	17,828,248	0.32	121,383,813
Gwinnett	15	26,000	6.00	5.00	.05	527,904	0.32	3,594,240
Hart	347	25,600	5.50	5.35	.05	11,793,834	0.32	80,298,443
Jackson	497	25,600	5.50	5.35	.05	16,892,033	0.32	115,009,585
Madison	565	25,600	5.50	5.50	.05	19,741,624	0.32	134,411,059
Morgan	132	23,800	6.20	5.20	.05	4,569,988	0.32	31,114,809
Newton	8	25,600	5.50	5.35	.05	271,904	0.32	1,851,261
Oconee	248	25,600	5.50	5.35	.05	8,429,022	0.32	57,389,089
Rockdale	1	50,000	1.00	5.00	.05	11,280	0.32	76,800
Walton	68	22,500	5.25	5.85	.05	2,120,194	0.32	14,435,366
<b>Broiler</b>	<b>,147</b>					<b>\$104,151,883</b>		<b>\$709,119,206</b>

Georgia Total: Hatching Layers

\$279,734,820

## Farm Gate Value by Congressional District

For Hatching Layers



District 1	1.4%
District 10	3.1%
District 11	29.4%
District 2	11.3%
District 3	0.3%
District 4	0.0%
District 5	0.0%
District 6	0.0%
District 7	2.8%
District 8	6.1%
District 9	45.6%
<b>Total</b>	<b>100.0%</b>



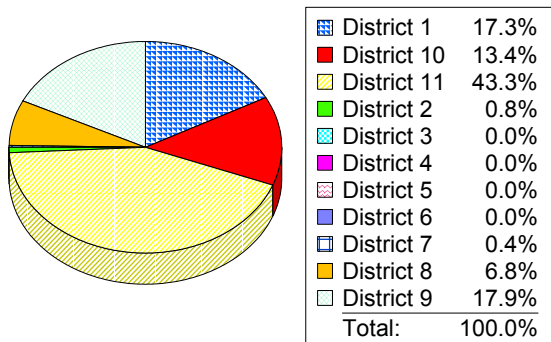
# Georgia Congressional District 11

## Table Layers

County	# Houses	Avg. Cap.	Grower Price	Grower Value
Banks	4	10,000	9.50	380,000
Barrow	8	40,000	9.50	3,040,000
Clarke	0	0	9.50	0
Franklin	52	10,000	9.50	4,940,000
Gwinnett	3	20,000	9.50	570,000
Hart	22	00,000	9.50	20,900,000
Jackson	90	10,000	9.50	8,550,000
Madison	12	10,000	9.50	1,140,000
Morgan	6	80,000	9.50	10,260,000
Newton	0	0	9.50	0
Oconee	6	10,000	9.50	570,000
Rockdale	0	0	9.50	0
Walton	4	37,000	9.50	1,406,000
<b>Table Layers207</b>				<b>\$51,756,000</b>

Georgia Total: Table Layers **\$119,410,393**

### Farm Gate Value by Congressional District For Table Layers

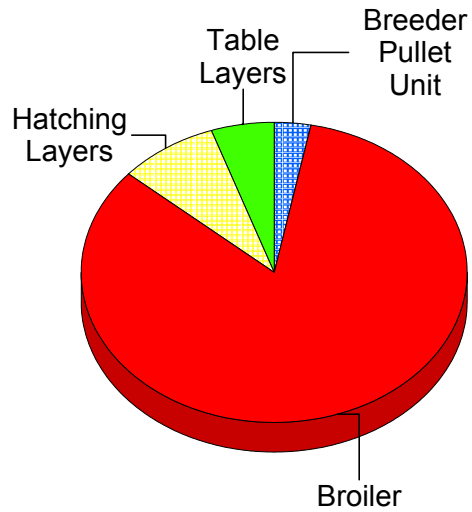








# Georgia Congressional District 11

District 11      Total      \$977,566,089  
Poultry and Eggs

## District 11 Farm Gate Value For Broilers



	Breeder Pullet Unit	3.1%
	Broiler	83.2%
	Hatching Layers	8.4%
	Table Layers	5.3%
Total:		100.0%

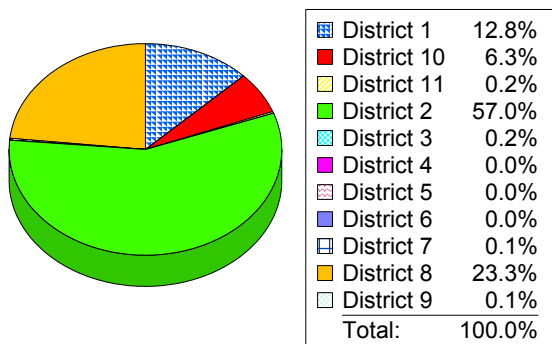
# Georgia Congressional District 11

## Other Crop Insurance

County	Farm Gate Value
Banks	\$25,619
Barrow	\$0
Clarke	\$3,369
Franklin	\$0
Gwinnett	\$0
Hart	\$116,589
Jackson	\$0
Madison	\$187
Morgan	\$80,899
Newton	\$0
Oconee	\$42,611
Rockdale	\$0
Walton	\$19,414
<b>Crop Insurance</b>	<b>\$288,688</b>

Georgia Total: Crop Insurance \$122,416,851

### Farm Gate Value by Congressional District For Crop Insurance

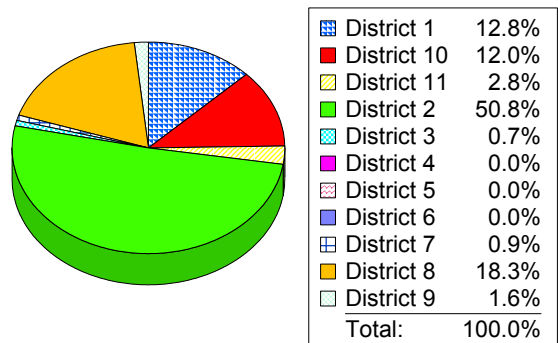


## Government Payments

County	Farm Gate Value
Banks	\$386,000
Barrow	\$355,747
Clarke	\$0
Franklin	\$729,392
Gwinnett	\$2,300
Hart	\$1,219,000
Jackson	\$1,000,000
Madison	\$865,000
Morgan	\$1,620,376
Newton	\$58,000
Oconee	\$750,750
Rockdale	\$0
Walton	\$816,962
<b>Government Payments</b>	<b>\$7,803,527</b>

Georgia Total: Government Payments \$278,485,126

### Farm Gate Value by Congressional District For Government Payments

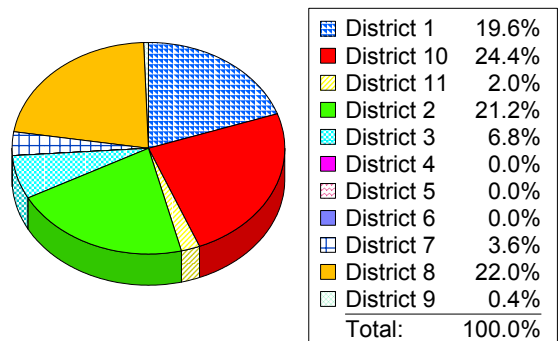


## Hunting Leases - Deer

County	Acres	Price	Farm Gate Value
Banks	14,000	\$8.00	\$112,000
Barrow	3,000	\$8.00	\$24,000
Clarke	300	\$8.00	\$2,400
Franklin	9,000	\$8.00	\$72,000
Gwinnett	0	\$0.00	\$0
Hart	9,100	\$8.00	\$72,800
Jackson	3,500	\$8.00	\$28,000
Madison	10,000	\$8.00	\$80,000
Morgan	75,000	\$8.00	\$600,000
Newton	20,000	\$8.00	\$160,000
Oconee	10,000	\$8.00	\$80,000
Rockdale	0	\$0.00	\$0
Walton	25,000	\$8.00	\$200,000
<b>Hunting Leases - Deer</b>	<b>178,900</b>		<b>\$1,431,200</b>

Georgia Total: Hunting Leases - Deer \$71,202,528

### Farm Gate Value by Congressional District For Hunting Leases - Deer



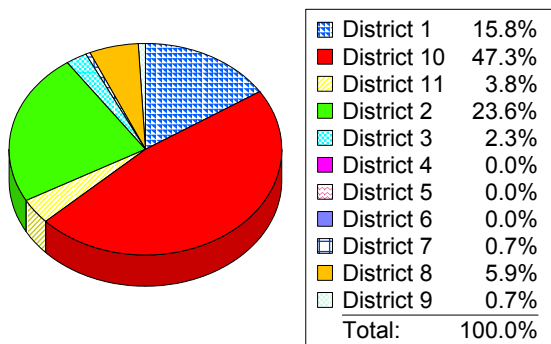
# Georgia Congressional District 11

## Hunting Leases - Duck

County	Acres	Farm Gate Value	
		Price	Value
Banks	200	\$50.00	\$10,000
Barrow	0	\$0.00	\$0
Clarke	0	\$0.00	\$0
Franklin	0	\$0.00	\$0
Gwinnett	0	\$0.00	\$0
Hart	80	\$50.00	\$4,000
Jackson	0	\$0.00	\$0
Madison	40	\$50.00	\$2,000
Morgan	0	\$0.00	\$0
Newton	200	\$50.00	\$10,000
Oconee	0	\$0.00	\$0
Rockdale	0	\$0.00	\$0
Walton	0	\$0.00	\$0
<b>Hunting Leases - Duck</b>	<b>520</b>		<b>\$26,000</b>

Georgia Total: Hunting Leases - Duck \$682,500

**Farm Gate Value by Congressional District**  
For Hunting Leases - Duck

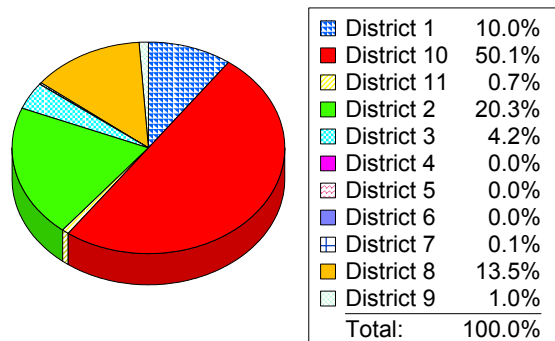


## Hunting Leases - Turkey

County	Acres	Farm Gate Value	
		Price	Value
Banks	0	\$0.00	\$0
Barrow	0	\$0.00	\$0
Clarke	0	\$0.00	\$0
Franklin	5,000	\$2.00	\$10,000
Gwinnett	0	\$0.00	\$0
Hart	500	\$2.00	\$1,000
Jackson	0	\$0.00	\$0
Madison	1,000	\$2.00	\$2,000
Morgan	0	\$0.00	\$0
Newton	4,800	\$2.00	\$9,600
Oconee	1,000	\$2.00	\$2,000
Rockdale	0	\$0.00	\$0
Walton	0	\$0.00	\$0
<b>Hunting Leases - Turkey</b>	<b>12,300</b>		<b>\$24,600</b>

Georgia Total: Hunting Leases - Turkey \$3,487,636

**Farm Gate Value by Congressional District**  
For Hunting Leases - Turkey

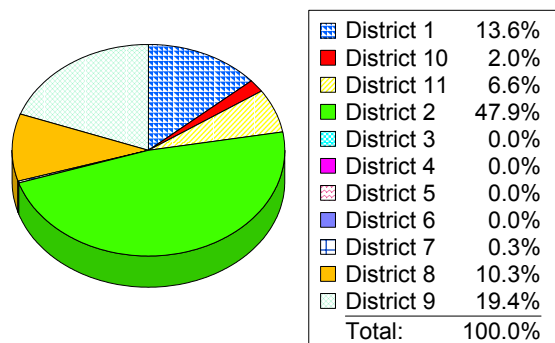


## Miscellaneous

County	Farm Gate Value
Banks	\$0
Barrow	\$550,000
Clarke	\$1,126,000
Franklin	\$0
Gwinnett	\$0
Hart	\$0
Jackson	\$0
Madison	\$0
Morgan	\$0
Newton	\$143,000
Oconee	\$0
Rockdale	\$0
Walton	\$0
<b>Miscellaneous</b>	<b>\$1,819,000</b>

Georgia Total: Miscellaneous \$27,636,730

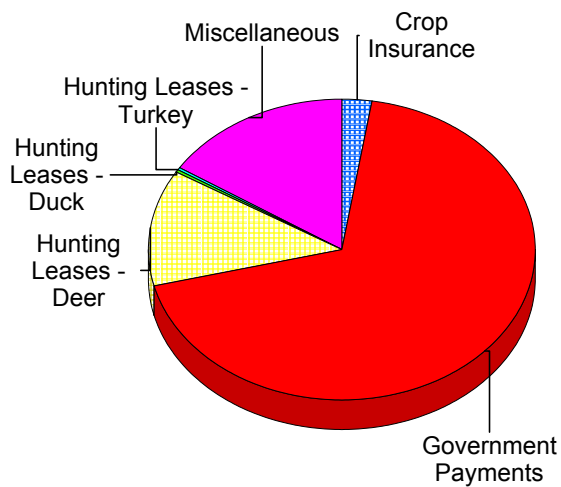
**Farm Gate Value by Congressional District**  
For Miscellaneous










# Georgia Congressional District 11

District 11      Total      \$11,393,015  
Other

## District 11 Farm Gate Value For Other



	Crop Insurance	2.5%
	Government Payments	68.5%
	Hunting Leases - Deer	12.6%
	Hunting Leases - Duck	0.2%
	Hunting Leases - Turkey	0.2%
	Miscellaneous	16.0%
	Miscellaneous Other	0.0%
Total:		100.0%