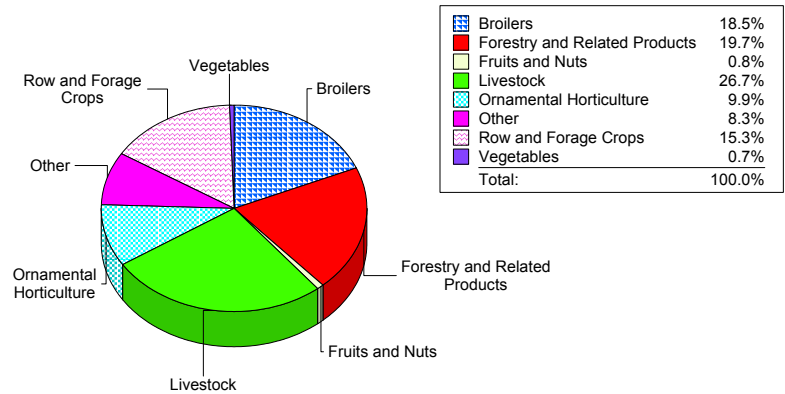


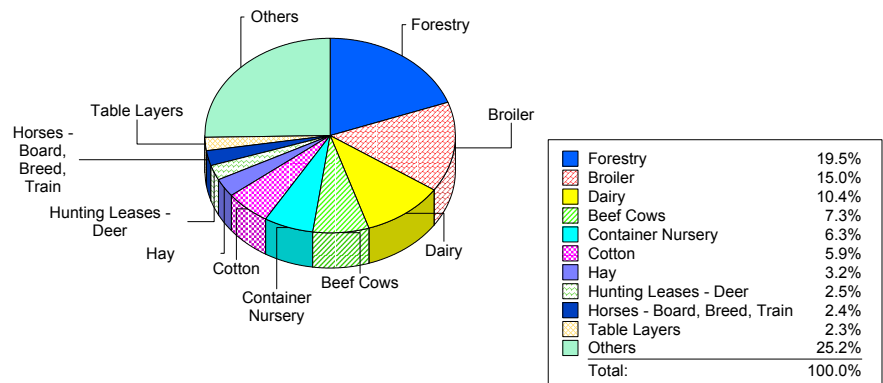
# 2000 Farm Gate Value, Summary Tables

County	Farm Gate Value
Baldwin	18,707,017
Burke	62,838,940
Butts	6,680,371
Columbia	15,097,554
Elbert	40,206,705
Emanuel	46,796,244
Glascock	5,861,675
Greene	50,961,435
Hancock	17,172,045
Jasper	50,211,765
Jefferson	39,549,616
Johnson	15,349,815
Jones	20,286,581
Laurens	50,712,826
Lincoln	9,380,665
McDuffie	41,755,917
Oglethorpe	77,315,978
Putnam	40,515,754
Richmond	11,946,120
Warren	19,406,696
Washington	31,357,596
Wilkes	50,553,288
Wilkinson	14,837,307
<b>District 10</b>	<b>737,501,909</b>

**Total Farm Gate Value**  
For District 10



**Top Ten Commodities**  
For District 10



	Broilers	Forestry and Related Products	Fruits and Nuts	Livestock	Ornamental Horticulture	Other	Row and Forage Crops	Vegetables	Total Farm Gate
District 1	\$147,025,193	\$143,510,535	\$17,838,026	\$77,235,170	\$34,093,587	\$69,549,286	\$162,626,299	\$117,620,513	<b>\$769,498,609</b>
District 2	\$321,069,490	\$146,284,324	\$96,265,489	\$207,169,539	\$121,906,840	\$240,498,036	\$725,511,521	\$386,605,458	<b>\$2,245,310,696</b>
District 3	\$10,470,720	\$22,058,567	\$3,785,650	\$42,768,825	\$30,611,773	\$7,031,035	\$8,688,378	\$1,250,570	<b>\$126,665,518</b>
District 4	\$0	\$173,308	\$0	\$216,000	\$1,909,500	\$0	\$0	\$0	<b>\$2,298,808</b>
District 5	\$0	\$1,061,585	\$136,010	\$1,759,667	\$25,203,365	\$19,234	\$137,045	\$0	<b>\$28,316,906</b>
District 6	\$0	\$1,101,545	\$136,010	\$1,759,667	\$26,799,860	\$19,234	\$137,045	\$0	<b>\$29,953,361</b>
District 7	\$286,279,615	\$23,058,092	\$233,713	\$51,796,547	\$31,829,220	\$5,379,006	\$16,435,774	\$710,831	<b>\$415,722,798</b>
District 8	\$285,427,546	\$184,073,770	\$74,530,791	\$142,603,381	\$61,709,566	\$98,516,453	\$365,511,421	\$115,523,807	<b>\$1,327,896,735</b>
District 9	\$1,182,551,506	\$29,867,181	\$8,788,079	\$95,815,637	\$44,916,690	\$10,352,341	\$15,651,091	\$7,319,665	<b>\$1,395,262,190</b>
District 10	\$136,534,996	\$145,560,247	\$5,729,820	\$197,065,553	\$73,297,083	\$61,153,731	\$113,114,880	\$5,045,600	<b>\$737,501,909</b>
District 11	\$977,566,089	\$28,865,874	\$2,746,633	\$119,542,981	\$83,281,000	\$11,393,015	\$22,261,286	\$1,320,668	<b>\$1,246,977,545</b>
<b>Georgia</b>	<b>\$3,346,925,155</b>	<b>\$725,615,027</b>	<b>\$210,190,220</b>	<b>\$937,732,966</b>	<b>\$535,558,482</b>	<b>\$503,911,371</b>	<b>\$1,430,074,743</b>	<b>\$635,397,111</b>	<b>\$8,325,405,075</b>

# Georgia Congressional District 10

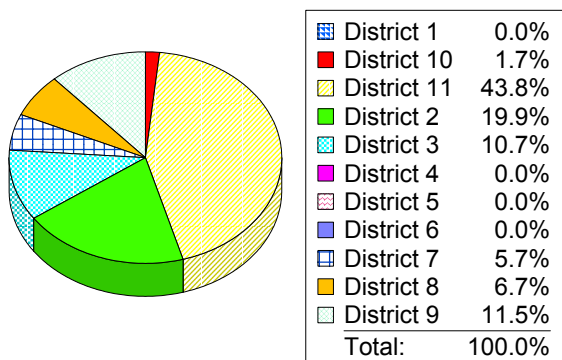
## Row and Forage Crops

### Barley

County	Acres	Yield	Price	Farm Gate Value
Baldwin	0.0	0.0	\$2.36	\$0
Burke	0.0	0.0	\$2.36	\$0
Butts	0.0	0.0	\$2.36	\$0
Columbia	0.0	0.0	\$2.36	\$0
Elbert	0.0	0.0	\$2.36	\$0
Emanuel	0.0	0.0	\$2.36	\$0
Glascocock	0.0	0.0	\$2.36	\$0
Greene	0.0	0.0	\$2.36	\$0
Hancock	0.0	0.0	\$2.36	\$0
Jasper	0.0	0.0	\$2.36	\$0
Jefferson	21.0	45.0	\$2.36	\$2,230
Johnson	0.0	0.0	\$2.36	\$0
Jones	0.0	0.0	\$2.36	\$0
Laurens	0.0	0.0	\$2.36	\$0
Lincoln	0.0	0.0	\$2.36	\$0
McDuffie	0.0	0.0	\$2.36	\$0
Oglethorpe	0.0	0.0	\$2.36	\$0
Putnam	0.0	0.0	\$2.36	\$0
Richmond	0.0	0.0	\$2.36	\$0
Warren	0.0	0.0	\$2.36	\$0
Washington	0.0	0.0	\$2.36	\$0
Wilkes	0.0	0.0	\$2.36	\$0
Wilkinson	0.0	0.0	\$2.36	\$0
<b>Barley</b>	<b>21</b>			<b>\$2,230</b>

Georgia Total: Barley \$132,849

### Farm Gate Value by Congressional District For Barley

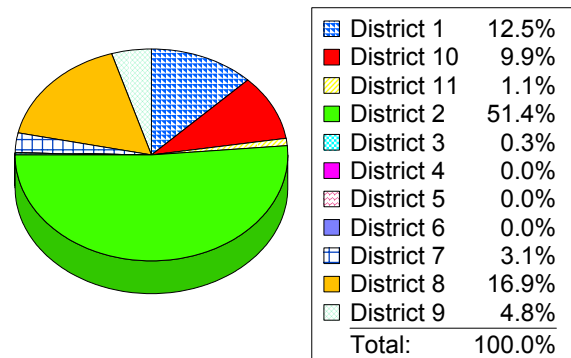


### Corn

County	Acres	Yield	Price	Farm Gate Value
Baldwin	350.0	90.0	\$2.15	\$67,725
Burke	9,000.0	85.0	\$2.15	\$1,644,750
Butts	57.0	40.0	\$2.15	\$4,902
Columbia	0.0	0.0	\$2.15	\$0
Elbert	300.0	50.0	\$2.15	\$32,250
Emanuel	3,004.0	85.0	\$2.15	\$548,981
Glascocock	400.0	20.0	\$2.15	\$17,200
Greene	0.0	0.0	\$2.15	\$0
Hancock	175.0	30.0	\$2.15	\$11,288
Jasper	500.0	60.0	\$2.15	\$64,500
Jefferson	8,422.0	140.0	\$2.15	\$2,535,022
Johnson	969.0	90.0	\$2.15	\$187,502
Jones	0.0	0.0	\$2.15	\$0
Laurens	6,000.0	100.0	\$2.15	\$1,290,000
Lincoln	400.0	60.0	\$2.15	\$51,600
McDuffie	300.0	20.0	\$2.15	\$12,900
Oglethorpe	600.0	103.0	\$2.15	\$132,870
Putnam	160.0	56.0	\$2.15	\$19,264
Richmond	750.0	100.0	\$2.15	\$161,250
Warren	600.0	40.0	\$2.15	\$51,600
Washington	3,000.0	100.0	\$2.15	\$645,000
Wilkes	700.0	107.0	\$2.15	\$161,035
Wilkinson	68.0	107.0	\$2.15	\$15,643
<b>Corn</b>	<b>35,755</b>			<b>\$7,655,281</b>

Georgia Total: Corn \$77,023,882

### Farm Gate Value by Congressional District For Corn



# Georgia Congressional District 10

## Cotton

County	Acres	Yield	Price	Farm Gate Value
Baldwin	10.0	125.0	\$0.68	\$850
Burke	43,500.0	650.0	\$0.68	\$19,227,000
Butts	0.0	0.0	\$0.68	\$0
Columbia	0.0	0.0	\$0.68	\$0
Elbert	2,200.0	450.0	\$0.68	\$673,200
Emanuel	26,392.0	480.0	\$0.68	\$8,614,349
Glascocok	305.0	250.0	\$0.68	\$51,850
Greene	0.0	0.0	\$0.68	\$0
Hancock	100.0	300.0	\$0.68	\$20,400
Jasper	0.0	0.0	\$0.68	\$0
Jefferson	19,782.0	450.0	\$0.68	\$6,053,292
Johnson	5,900.0	350.0	\$0.68	\$1,404,200
Jones	0.0	0.0	\$0.68	\$0
Laurens	12,350.0	480.0	\$0.68	\$4,031,040
Lincoln	0.0	0.0	\$0.68	\$0
McDuffie	500.0	200.0	\$0.68	\$68,000
Oglethorpe	0.0	0.0	\$0.68	\$0
Putnam	0.0	0.0	\$0.68	\$0
Richmond	200.0	600.0	\$0.68	\$81,600
Warren	0.0	0.0	\$0.68	\$0
Washington	5,100.0	460.0	\$0.68	\$1,595,280
Wilkes	100.0	583.0	\$0.68	\$39,644
Wilkinson	0.0	0.0	\$0.68	\$0
<b>Cotton</b>	<b>116,439</b>			<b>\$41,860,705</b>

## Hay

County	Acres	Yield	Price	Farm Gate Value
Baldwin	6,325.0	3.0	\$65.00	\$1,233,375
Burke	10,000.0	2.0	\$55.00	\$1,100,000
Butts	4,000.0	2.1	\$55.00	\$462,000
Columbia	6,480.0	2.4	\$55.00	\$855,360
Elbert	8,000.0	2.0	\$55.00	\$880,000
Emanuel	5,000.0	2.0	\$55.00	\$550,000
Glascocok	4,500.0	3.0	\$55.00	\$742,500
Greene	15,000.0	4.0	\$55.00	\$3,300,000
Hancock	2,500.0	4.0	\$55.00	\$550,000
Jasper	25,000.0	2.0	\$55.00	\$2,750,000
Jefferson	5,500.0	2.5	\$55.00	\$756,250
Johnson	3,100.0	3.5	\$55.00	\$596,750
Jones	5,000.0	2.5	\$55.00	\$687,500
Laurens	10,000.0	2.0	\$55.00	\$1,100,000
Lincoln	7,000.0	1.5	\$55.00	\$577,500
McDuffie	1,200.0	2.0	\$60.00	\$144,000
Oglethorpe	15,000.0	2.0	\$55.00	\$1,650,000
Putnam	10,800.0	1.5	\$55.00	\$891,000
Richmond	3,000.0	2.5	\$55.00	\$412,500
Warren	4,600.0	2.5	\$55.00	\$632,500
Washington	3,800.0	4.0	\$55.00	\$836,000
Wilkes	11,690.0	2.4	\$55.00	\$1,543,080
Wilkinson	675.0	2.4	\$55.00	\$89,100
<b>Hay</b>	<b>168,170</b>			<b>\$22,339,415</b>

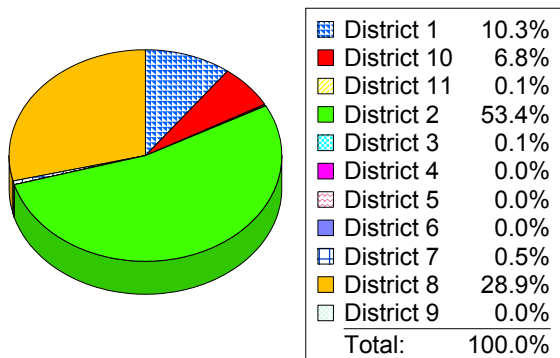
Georgia Total: Cotton

\$618,817,220

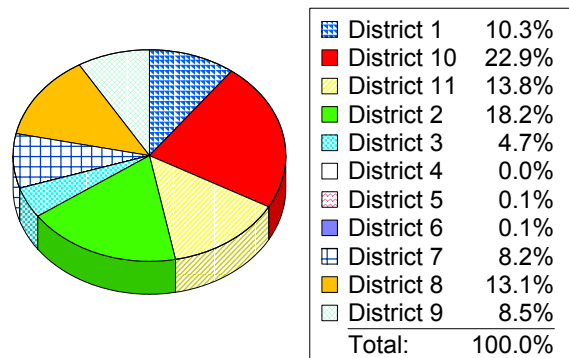
Georgia Total: Hay

\$97,526,076

**Farm Gate Value by Congressional District**  
For Cotton



**Farm Gate Value by Congressional District**  
For Hay



# Georgia Congressional District 10

## Miscellaneous Row Crops

County	Farm Gate Value
Baldwin	\$0
Burke	\$552,000
Butts	\$0
Columbia	\$0
Elbert	\$0
Emanuel	\$0
Glascok	\$107,800
Greene	\$50,000
Hancock	\$0
Jasper	\$0
Jefferson	\$0
Johnson	\$0
Jones	\$0
Laurens	\$0
Lincoln	\$0
McDuffie	\$0
Oglethorpe	\$0
Putnam	\$0
Richmond	\$0
Warren	\$0
Washington	\$0
Wilkes	\$0
Wilkinson	\$17,800
<b>Miscellaneous Row Crops</b>	<b>\$727,600</b>

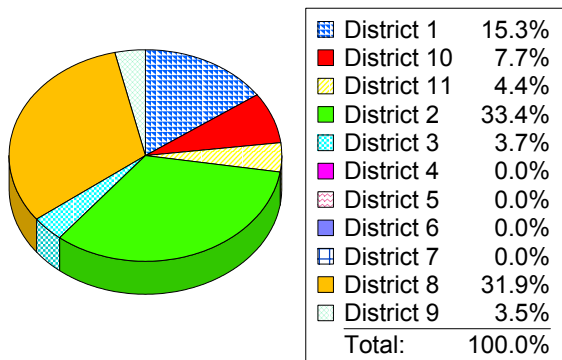
## Oats

County	Acres	Yield	Price	Farm Gate Value
Baldwin	45.0	50.0	\$1.25	\$2,813
Burke	1,500.0	85.0	\$1.25	\$159,375
Butts	0.0	0.0	\$0.00	\$0
Columbia	0.0	0.0	\$0.00	\$0
Elbert	300.0	55.0	\$1.25	\$20,625
Emanuel	625.0	60.0	\$1.25	\$46,875
Glascok	175.0	65.0	\$1.25	\$14,219
Greene	0.0	0.0	\$0.00	\$0
Hancock	300.0	30.0	\$1.25	\$11,250
Jasper	500.0	72.0	\$1.25	\$45,000
Jefferson	2,782.0	65.0	\$1.25	\$226,038
Johnson	516.0	60.0	\$1.25	\$38,700
Jones	0.0	0.0	\$0.00	\$0
Laurens	2,550.0	80.0	\$1.25	\$255,000
Lincoln	0.0	0.0	\$0.00	\$0
McDuffie	200.0	60.0	\$1.25	\$15,000
Oglethorpe	200.0	55.0	\$1.25	\$13,750
Putnam	80.0	60.0	\$1.25	\$6,000
Richmond	300.0	75.0	\$1.25	\$28,125
Warren	800.0	50.0	\$1.25	\$50,000
Washington	1,100.0	70.0	\$1.25	\$96,250
Wilkes	0.0	0.0	\$0.00	\$0
Wilkinson	40.0	72.0	\$1.25	\$3,600
<b>Oats</b>	<b>12,013</b>			<b>\$1,032,619</b>

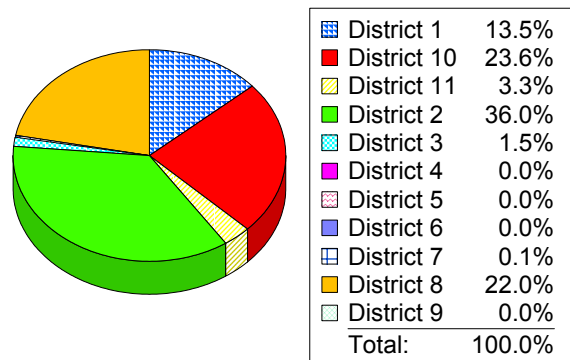
Georgia Total: Miscellaneous Row Crops \$9,439,059

Georgia Total: Oats \$4,378,925

**Farm Gate Value by Congressional District**  
For Miscellaneous Row Crops



**Farm Gate Value by Congressional District**  
For Oats



# Georgia Congressional District 10

## Peanuts - Additional

County	Acres	Yield	Price	Farm Gate Value
Baldwin	0.0	0	\$0.000	\$0
Burke	1,173.0	3,300	\$0.180	\$696,762
Butts	0.0	0	\$0.000	\$0
Columbia	0.0	0	\$0.000	\$0
Elbert	0.0	0	\$0.000	\$0
Emanuel	0.0	0	\$0.000	\$0
Glascocock	0.0	0	\$0.000	\$0
Greene	0.0	0	\$0.000	\$0
Hancock	0.0	0	\$0.180	\$0
Jasper	0.0	0	\$0.000	\$0
Jefferson	574.0	2,500	\$0.180	\$258,300
Johnson	0.0	0	\$0.000	\$0
Jones	0.0	0	\$0.000	\$0
Laurens	0.0	0	\$0.000	\$0
Lincoln	0.0	0	\$0.000	\$0
McDuffie	0.0	0	\$0.000	\$0
Oglethorpe	0.0	0	\$0.000	\$0
Putnam	0.0	0	\$0.000	\$0
Richmond	50.0	2,500	\$0.180	\$22,500
Warren	0.0	0	\$0.000	\$0
Washington	0.0	0	\$0.000	\$0
Wilkes	0.0	0	\$0.000	\$0
Wilkinson	0.0	0	\$0.000	\$0
<b>Peanuts - Additional</b>	<b>1,797</b>			<b>\$977,562</b>

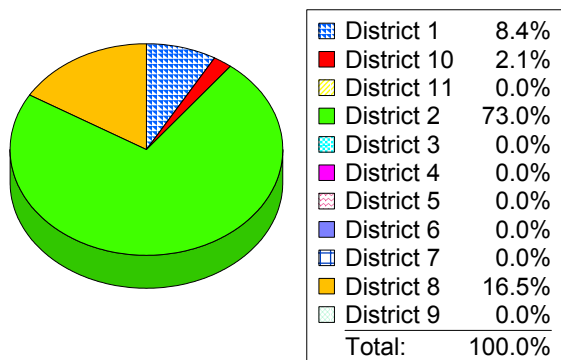
## Peanuts - Quota

County	Acres	Yield	Price	Farm Gate Value
Baldwin	0.0	0	\$0.000	\$0
Burke	6,327.0	3,500	\$0.305	\$6,754,073
Butts	0.0	0	\$0.000	\$0
Columbia	0.0	0	\$0.000	\$0
Elbert	0.0	0	\$0.000	\$0
Emanuel	2,600.0	1,950	\$0.305	\$1,546,350
Glascocock	0.0	0	\$0.000	\$0
Greene	0.0	0	\$0.000	\$0
Hancock	0.0	0	\$0.305	\$0
Jasper	0.0	0	\$0.000	\$0
Jefferson	2,298.0	2,500	\$0.305	\$1,752,225
Johnson	340.0	2,502	\$0.305	\$259,457
Jones	0.0	0	\$0.000	\$0
Laurens	5,440.0	2,098	\$0.305	\$3,481,002
Lincoln	0.0	0	\$0.000	\$0
McDuffie	0.0	0	\$0.000	\$0
Oglethorpe	0.0	0	\$0.000	\$0
Putnam	0.0	0	\$0.000	\$0
Richmond	95.0	2,800	\$0.305	\$81,130
Warren	0.0	0	\$0.000	\$0
Washington	915.0	2,351	\$0.305	\$656,105
Wilkes	0.0	0	\$0.000	\$0
Wilkinson	513.0	2,750	\$0.305	\$430,279
<b>Peanuts - Quota</b>	<b>18,528</b>			<b>\$14,960,621</b>

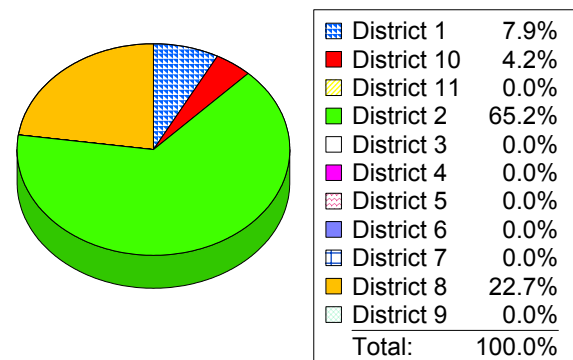
Georgia Total: Peanuts - Additional \$46,377,049

Georgia Total: Peanuts - Quota \$353,238,840

**Farm Gate Value by Congressional District**  
For Peanuts - Additional



**Farm Gate Value by Congressional District**  
For Peanuts - Quota



# Georgia Congressional District 10

## Rye

County	Acres	Yield	Price	Farm Gate Value
Baldwin	100.0	24.0	\$6.00	\$14,400
Burke	4,142.0	22.0	\$6.00	\$546,744
Butts	60.0	25.0	\$6.00	\$9,000
Columbia	0.0	0.0	\$0.00	\$0
Elbert	500.0	25.0	\$6.00	\$75,000
Emanuel	242.0	24.0	\$6.00	\$34,848
Glascocock	700.0	45.0	\$6.00	\$189,000
Greene	0.0	0.0	\$0.00	\$0
Hancock	1,150.0	30.0	\$6.00	\$207,000
Jasper	0.0	0.0	\$0.00	\$0
Jefferson	4,238.0	40.0	\$6.00	\$1,017,120
Johnson	547.0	17.0	\$6.00	\$55,794
Jones	0.0	0.0	\$0.00	\$0
Laurens	3,300.0	35.0	\$6.00	\$693,000
Lincoln	0.0	0.0	\$0.00	\$0
McDuffie	300.0	25.0	\$6.00	\$45,000
Oglethorpe	300.0	21.0	\$6.00	\$37,800
Putnam	120.0	21.0	\$6.00	\$15,120
Richmond	800.0	25.0	\$6.00	\$120,000
Warren	250.0	25.0	\$6.00	\$37,500
Washington	900.0	27.0	\$6.00	\$145,800
Wilkes	0.0	0.0	\$0.00	\$0
Wilkinson	147.0	26.0	\$6.00	\$22,932
<b>Rye</b>	<b>17,796</b>			<b>\$3,266,058</b>

## Silage

County	Acres	Yield	Price	Farm Gate Value
Baldwin	0.0	0.0	\$0.00	\$0
Burke	3,500.0	25.0	\$21.00	\$1,837,500
Butts	150.0	9.0	\$21.00	\$28,350
Columbia	110.0	15.0	\$21.00	\$34,650
Elbert	300.0	4.0	\$21.00	\$25,200
Emanuel	0.0	0.0	\$0.00	\$0
Glascocock	50.0	5.0	\$21.00	\$5,250
Greene	580.0	12.0	\$21.00	\$146,160
Hancock	1,200.0	3.0	\$21.00	\$75,600
Jasper	1,000.0	2.5	\$21.00	\$52,500
Jefferson	1,509.0	12.0	\$21.00	\$380,268
Johnson	0.0	0.0	\$0.00	\$0
Jones	1,100.0	10.0	\$21.00	\$231,000
Laurens	500.0	15.0	\$21.00	\$157,500
Lincoln	0.0	0.0	\$0.00	\$0
McDuffie	900.0	6.0	\$21.00	\$113,400
Oglethorpe	300.0	13.0	\$21.00	\$81,900
Putnam	1,285.0	8.0	\$21.00	\$215,880
Richmond	300.0	15.0	\$21.00	\$94,500
Warren	1,400.0	8.0	\$21.00	\$235,200
Washington	300.0	13.0	\$21.00	\$81,900
Wilkes	1,800.0	7.0	\$21.00	\$264,600
Wilkinson	0.0	0.0	\$0.00	\$0
<b>Silage</b>	<b>16,284</b>			<b>\$4,061,358</b>

Georgia Total: Rye

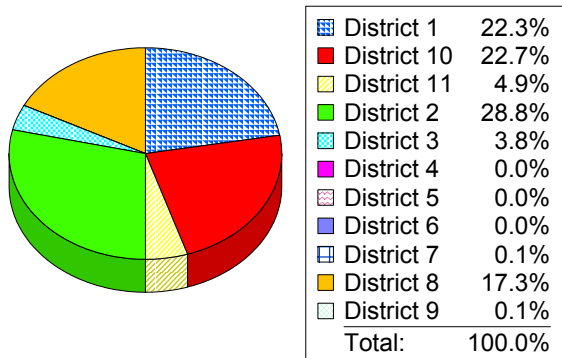
\$14,406,249

Georgia Total: Silage

\$14,849,158

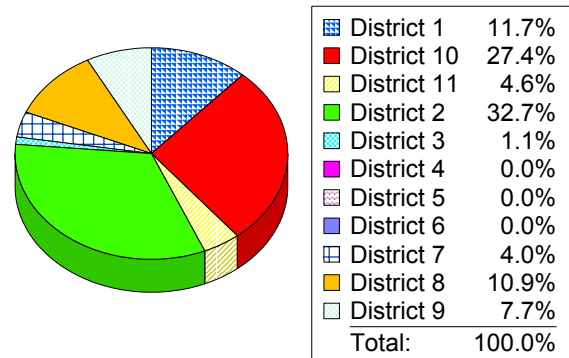
Farm Gate Value by Congressional District

For Rye



Farm Gate Value by Congressional District

For Silage



# Georgia Congressional District 10

## Sorghum

County	Acres	Yield	Price	Farm Gate Value
Baldwin	50.0	45.0	\$1.90	\$4,275
Burke	190.0	50.0	\$1.90	\$18,050
Butts	0.0	0.0	\$0.00	\$0
Columbia	0.0	0.0	\$0.00	\$0
Elbert	200.0	45.0	\$1.90	\$17,100
Emanuel	15.0	42.0	\$1.90	\$1,197
Glascocock	0.0	0.0	\$0.00	\$0
Greene	0.0	0.0	\$0.00	\$0
Hancock	0.0	0.0	\$1.90	\$0
Jasper	0.0	0.0	\$0.00	\$0
Jefferson	341.0	30.0	\$1.90	\$19,437
Johnson	188.0	56.0	\$1.90	\$20,003
Jones	0.0	0.0	\$0.00	\$0
Laurens	800.0	35.0	\$1.90	\$53,200
Lincoln	0.0	0.0	\$0.00	\$0
McDuffie	200.0	20.0	\$1.90	\$7,600
Oglethorpe	250.0	45.0	\$1.90	\$21,375
Putnam	0.0	0.0	\$0.00	\$0
Richmond	25.0	45.0	\$1.90	\$2,138
Warren	0.0	0.0	\$0.00	\$0
Washington	150.0	45.0	\$1.90	\$12,825
Wilkes	100.0	45.0	\$1.90	\$8,550
Wilkinson	0.0	0.0	\$0.00	\$0
<b>Sorghum</b>	<b>2,509</b>			<b>\$185,750</b>

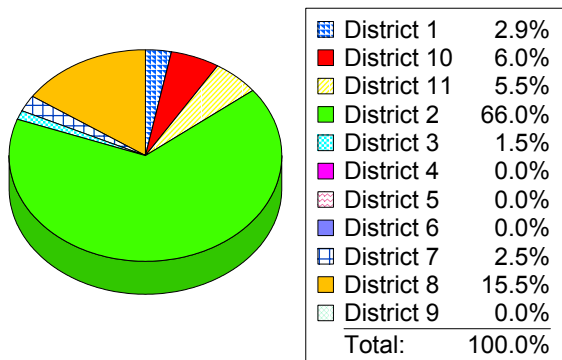
## Soybeans

County	Acres	Yield	Price	Farm Gate Value
Baldwin	0.0	0.0	\$0.00	\$0
Burke	9,600.0	18.0	\$5.30	\$915,840
Butts	260.0	17.0	\$5.30	\$23,426
Columbia	0.0	0.0	\$0.00	\$0
Elbert	600.0	15.0	\$5.30	\$47,700
Emanuel	900.0	20.0	\$5.30	\$95,400
Glascocock	0.0	0.0	\$0.00	\$0
Greene	0.0	0.0	\$0.00	\$0
Hancock	75.0	15.0	\$5.30	\$5,963
Jasper	0.0	0.0	\$0.00	\$0
Jefferson	9,000.0	15.0	\$5.30	\$715,500
Johnson	2,746.0	12.0	\$5.30	\$174,646
Jones	0.0	0.0	\$0.00	\$0
Laurens	8,600.0	21.0	\$5.30	\$957,180
Lincoln	0.0	0.0	\$0.00	\$0
McDuffie	300.0	12.0	\$5.30	\$19,080
Oglethorpe	500.0	19.0	\$5.30	\$50,350
Putnam	0.0	0.0	\$0.00	\$0
Richmond	900.0	25.0	\$5.30	\$119,250
Warren	0.0	0.0	\$0.00	\$0
Washington	5,000.0	20.0	\$5.30	\$530,000
Wilkes	0.0	0.0	\$0.00	\$0
Wilkinson	220.0	24.0	\$5.30	\$27,984
<b>Soybeans</b>	<b>38,701</b>			<b>\$3,682,318</b>

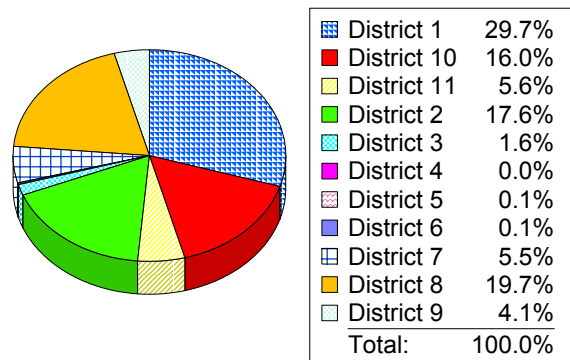
Georgia Total: Sorghum \$3,093,190

Georgia Total: Soybeans \$22,945,319

Farm Gate Value by Congressional District  
For Sorghum



Farm Gate Value by Congressional District  
For Soybeans



# Georgia Congressional District 10

## Straw

County	Acres	Yield	Price	Farm Gate Value
Baldwin	275.0	75.0	\$3.50	\$72,188
Burke	2,500.0	50.0	\$2.00	\$250,000
Butts	0.0	0.0	\$0.00	\$0
Columbia	0.0	0.0	\$0.00	\$0
Elbert	1,000.0	3.0	\$2.00	\$6,000
Emanuel	0.0	0.0	\$0.00	\$0
Glascocok	1,000.0	70.0	\$2.00	\$140,000
Greene	50.0	50.0	\$2.00	\$5,000
Hancock	0.0	0.0	\$2.00	\$0
Jasper	0.0	0.0	\$0.00	\$0
Jefferson	500.0	8.0	\$12.00	\$48,000
Johnson	2,800.0	80.0	\$2.00	\$448,000
Jones	100.0	75.0	\$3.50	\$26,250
Laurens	7,500.0	100.0	\$2.00	\$1,500,000
Lincoln	0.0	0.0	\$0.00	\$0
McDuffie	0.0	0.0	\$0.00	\$0
Oglethorpe	300.0	75.0	\$2.00	\$45,000
Putnam	0.0	0.0	\$0.00	\$0
Richmond	50.0	75.0	\$2.00	\$7,500
Warren	500.0	87.5	\$2.00	\$87,500
Washington	3,000.0	75.0	\$1.20	\$270,000
Wilkes	0.0	0.0	\$0.00	\$0
Wilkinson	0.0	0.0	\$0.00	\$0
<b>Straw</b>	<b>19,575</b>			<b>\$2,905,438</b>

## Tobacco

County	Acres	Yield	Price	Farm Gate Value
Baldwin	0.0	0	\$0.00	\$0
Burke	0.0	0	\$0.00	\$0
Butts	0.0	0	\$0.00	\$0
Columbia	0.0	0	\$0.00	\$0
Elbert	0.0	0	\$0.00	\$0
Emanuel	636.0	2,100	\$1.70	\$2,270,520
Glascocok	0.0	0	\$0.00	\$0
Greene	0.0	0	\$0.00	\$0
Hancock	0.0	0	\$1.70	\$0
Jasper	0.0	0	\$0.00	\$0
Jefferson	0.0	0	\$0.00	\$0
Johnson	31.5	900	\$1.70	\$48,149
Jones	0.0	0	\$0.00	\$0
Laurens	116.0	1,900	\$1.70	\$374,680
Lincoln	0.0	0	\$0.00	\$0
McDuffie	0.0	0	\$0.00	\$0
Oglethorpe	0.0	0	\$0.00	\$0
Putnam	0.0	0	\$0.00	\$0
Richmond	0.0	0	\$0.00	\$0
Warren	0.0	0	\$0.00	\$0
Washington	0.0	0	\$0.00	\$0
Wilkes	0.0	0	\$0.00	\$0
Wilkinson	0.0	0	\$0.00	\$0
<b>Tobacco</b>	<b>783</b>			<b>\$2,693,349</b>

Georgia Total: Straw

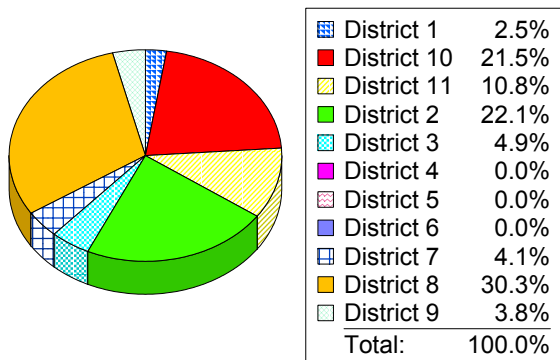
\$13,507,534

Georgia Total: Tobacco

\$120,363,272

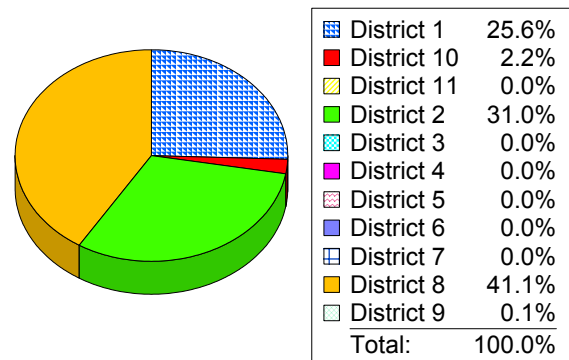
Farm Gate Value by Congressional District

For Straw



Farm Gate Value by Congressional District

For Tobacco





# Georgia Congressional District 10

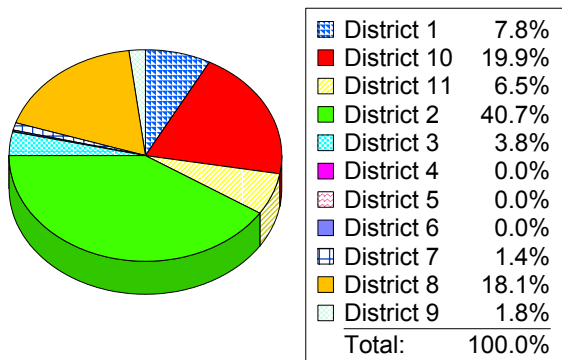
## Wheat

County	Acres	Yield	Farm Gate	
			Price	Value
Baldwin	650.0	42.0	\$2.70	\$73,710
Burke	8,500.0	46.0	\$2.70	\$1,055,700
Butts	410.0	37.0	\$2.70	\$40,959
Columbia	0.0	0.0	\$0.00	\$0
Elbert	1,600.0	40.0	\$2.70	\$172,800
Emanuel	1,761.0	50.0	\$2.70	\$237,735
Glascocok	1,500.0	40.0	\$2.70	\$162,000
Greene	250.0	40.0	\$2.70	\$27,000
Hancock	250.0	35.0	\$2.70	\$23,625
Jasper	500.0	54.0	\$2.70	\$72,900
Jefferson	15,381.0	40.0	\$2.70	\$1,661,148
Johnson	2,345.0	45.0	\$2.70	\$284,918
Jones	100.0	34.0	\$2.70	\$9,180
Laurens	7,500.0	70.0	\$2.70	\$1,417,500
Lincoln	0.0	0.0	\$0.00	\$0
McDuffie	500.0	40.0	\$2.70	\$54,000
Oglethorpe	300.0	30.0	\$2.70	\$24,300
Putnam	600.0	43.0	\$2.70	\$69,660
Richmond	900.0	60.0	\$2.70	\$145,800
Warren	250.0	50.0	\$2.70	\$33,750
Washington	7,500.0	54.0	\$2.70	\$1,093,500
Wilkes	300.0	54.0	\$2.70	\$43,740
Wilkinson	416.0	54.0	\$2.70	\$60,653
<b>Wheat</b>	<b>51,513</b>			<b>\$6,764,577</b>

Georgia Total: Wheat

\$33,976,120

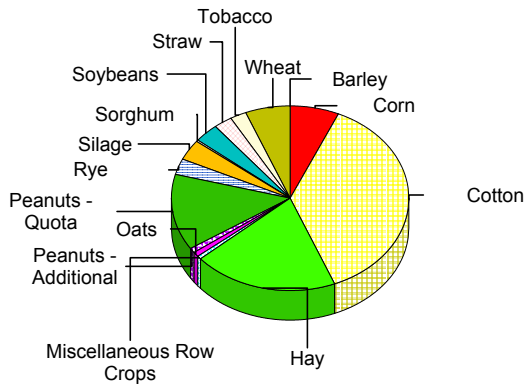
**Farm Gate Value by Congressional District**  
For Wheat



# Georgia Congressional District 10

District 10 Total \$113,114,880  
 Row and Forage Crops

## District 10 Farm Gate Value For Row and Forage Crops



Barley	0.0%
Corn	6.8%
Cotton	37.0%
Hay	19.7%
Miscellaneous Row Crops	0.6%
Oats	0.9%
Peanuts - Additional	0.9%
Peanuts - Quota	13.2%
Rye	2.9%
Silage	3.6%
Sorghum	0.2%
Soybeans	3.3%
Straw	2.6%
Tobacco	2.4%
Wheat	6.0%
Total:	100.0%

# Georgia Congressional District 10

## Fruits and Nuts

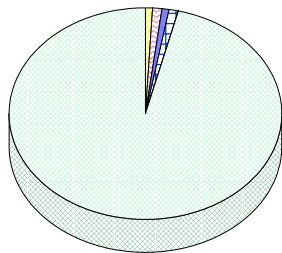
### Apples

County	Acres	Yield	Price	Farm Gate Value
Baldwin	0.0	0.0	\$14.00	\$0
Burke	0.0	0.0	\$14.00	\$0
Butts	0.0	0.0	\$14.00	\$0
Columbia	0.0	0.0	\$14.00	\$0
Elbert	0.0	0.0	\$14.00	\$0
Emanuel	0.0	0.0	\$14.00	\$0
Glascocock	0.0	0.0	\$14.00	\$0
Greene	0.0	0.0	\$14.00	\$0
Hancock	0.0	0.0	\$14.00	\$0
Jasper	0.0	0.0	\$14.00	\$0
Jefferson	0.0	0.0	\$14.00	\$0
Johnson	0.0	0.0	\$14.00	\$0
Jones	0.0	0.0	\$14.00	\$0
Laurens	0.0	0.0	\$14.00	\$0
Lincoln	3.0	178.0	\$14.00	\$7,476
McDuffie	0.0	0.0	\$14.00	\$0
Oglethorpe	0.0	0.0	\$14.00	\$0
Putnam	0.0	0.0	\$14.00	\$0
Richmond	0.0	0.0	\$14.00	\$0
Warren	0.0	0.0	\$14.00	\$0
Washington	0.0	0.0	\$14.00	\$0
Wilkes	0.0	0.0	\$14.00	\$0
Wilkinson	0.0	0.0	\$14.00	\$0
<b>Apples</b>	<b>3</b>			<b>\$7,476</b>

Georgia Total: Apples \$6,933,102

### Farm Gate Value by Congressional District

For Apples



District 1	0.0%
District 10	0.1%
District 11	0.8%
District 2	0.0%
District 3	0.0%
District 4	0.0%
District 5	1.0%
District 6	1.0%
District 7	1.1%
District 8	0.1%
District 9	96.0%
<b>Total:</b>	<b>100.0%</b>

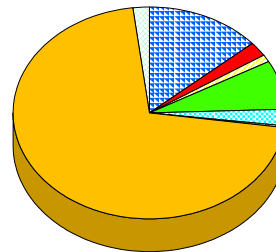
### Blueberries - Fresh

County	Acres	Yield	Price	Farm Gate Value
Baldwin	5.0	2,500	\$1.25	\$15,625
Burke	15.0	500	\$1.25	\$9,375
Butts	0.0	0	\$0.00	\$0
Columbia	0.0	0	\$0.00	\$0
Elbert	0.0	0	\$0.00	\$0
Emanuel	1.0	200	\$1.25	\$250
Glascocock	0.0	0	\$0.00	\$0
Greene	0.0	0	\$0.00	\$0
Hancock	0.0	0	\$1.25	\$0
Jasper	5.0	2,500	\$1.25	\$15,625
Jefferson	0.0	0	\$0.00	\$0
Johnson	18.0	2,500	\$1.25	\$56,250
Jones	0.0	0	\$0.00	\$0
Laurens	35.0	2,500	\$1.25	\$109,375
Lincoln	0.0	0	\$0.00	\$0
McDuffie	6.0	10,000	\$1.25	\$75,000
Oglethorpe	0.0	0	\$0.00	\$0
Putnam	0.0	0	\$0.00	\$0
Richmond	3.0	2,500	\$1.25	\$9,375
Warren	0.0	0	\$0.00	\$0
Washington	0.0	0	\$0.00	\$0
Wilkes	0.0	0	\$0.00	\$0
Wilkinson	0.0	0	\$0.00	\$0
<b>Blueberries - Fresh</b>	<b>88</b>			<b>\$290,875</b>

Georgia Total: Blueberries - Fresh \$14,474,504

### Farm Gate Value by Congressional District

For Blueberries - Fresh



District 1	13.7%
District 10	2.0%
District 11	1.2%
District 2	7.5%
District 3	2.6%
District 4	0.0%
District 5	0.0%
District 6	0.0%
District 7	0.3%
District 8	70.7%
District 9	2.0%
<b>Total:</b>	<b>100.0%</b>

# Georgia Congressional District 10

## Blueberries - Frozen

County	Acres	Yield	Price	Farm Gate Value
Baldwin	0.0	0	\$0.00	\$0
Burke	0.0	0	\$0.00	\$0
Butts	0.0	0	\$0.00	\$0
Columbia	0.0	0	\$0.00	\$0
Elbert	0.0	0	\$0.00	\$0
Emanuel	0.0	0	\$0.00	\$0
Glascok	0.0	0	\$0.00	\$0
Greene	0.0	0	\$0.00	\$0
Hancock	0.0	0	\$0.60	\$0
Jasper	0.0	0	\$0.00	\$0
Jefferson	0.0	0	\$0.00	\$0
Johnson	17.0	2,500	\$0.60	\$25,500
Jones	0.0	0	\$0.00	\$0
Laurens	0.0	0	\$0.00	\$0
Lincoln	0.0	0	\$0.00	\$0
McDuffie	0.0	0	\$0.00	\$0
Oglethorpe	0.0	0	\$0.00	\$0
Putnam	0.0	0	\$0.00	\$0
Richmond	0.0	0	\$0.00	\$0
Warren	0.0	0	\$0.00	\$0
Washington	0.0	0	\$0.00	\$0
Wilkes	0.0	0	\$0.00	\$0
Wilkinson	0.0	0	\$0.00	\$0
<b>Blueberries - Frozen</b>	<b>17</b>			<b>\$25,500</b>

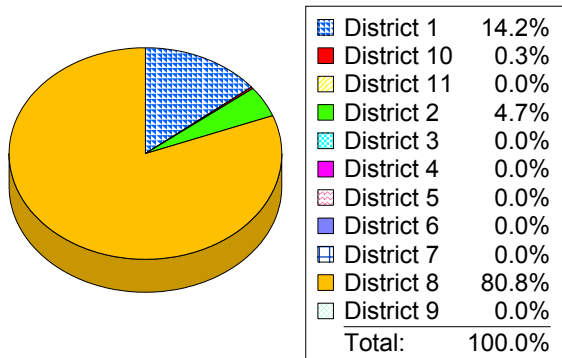
## Grapes

County	Acres	Yield	Price	Farm Gate Value
Baldwin	0.0	0	\$0.00	\$0
Burke	0.0	0	\$0.00	\$0
Butts	0.0	0	\$0.00	\$0
Columbia	0.0	0	\$0.00	\$0
Elbert	0.0	0	\$0.00	\$0
Emanuel	18.2	5,500	\$0.78	\$77,578
Glascok	0.0	0	\$0.00	\$0
Greene	4.0	5,000	\$0.78	\$15,500
Hancock	0.0	0	\$0.78	\$0
Jasper	0.0	0	\$0.00	\$0
Jefferson	1.0	4,000	\$0.78	\$3,100
Johnson	2.0	1,000	\$0.78	\$1,550
Jones	0.0	0	\$0.00	\$0
Laurens	15.0	5,500	\$0.78	\$63,938
Lincoln	10.0	4,800	\$0.78	\$37,200
McDuffie	0.0	0	\$0.00	\$0
Oglethorpe	0.0	0	\$0.00	\$0
Putnam	0.0	0	\$0.00	\$0
Richmond	1.0	5,500	\$0.78	\$4,263
Warren	0.0	0	\$0.00	\$0
Washington	5.0	5,500	\$0.78	\$21,313
Wilkes	0.0	0	\$0.00	\$0
Wilkinson	0.0	0	\$0.00	\$0
<b>Grapes</b>	<b>56</b>			<b>\$224,440</b>

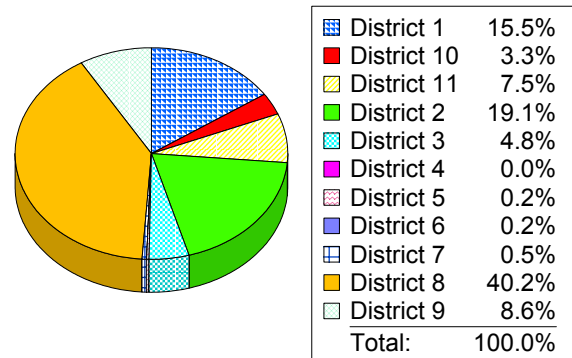
Georgia Total: Blueberries - Frozen \$7,549,540

Georgia Total: Grapes \$6,902,468

**Farm Gate Value by Congressional District**  
For Blueberries - Frozen



**Farm Gate Value by Congressional District**  
For Grapes



# Georgia Congressional District 10

## Miscellaneous Fruit and Nut

County	Farm Gate Value
Baldwin	\$0
Burke	\$0
Butts	\$0
Columbia	\$0
Elbert	\$0
Emanuel	\$0
Glascocock	\$0
Greene	\$0
Hancock	\$66,000
Jasper	\$0
Jefferson	\$0
Johnson	\$0
Jones	\$0
Laurens	\$0
Lincoln	\$0
McDuffie	\$0
Oglethorpe	\$0
Putnam	\$0
Richmond	\$0
Warren	\$3,000
Washington	\$0
Wilkes	\$0
Wilkinson	\$0
<b>Miscellaneous Fruits/Nuts</b>	<b>\$69,000</b>

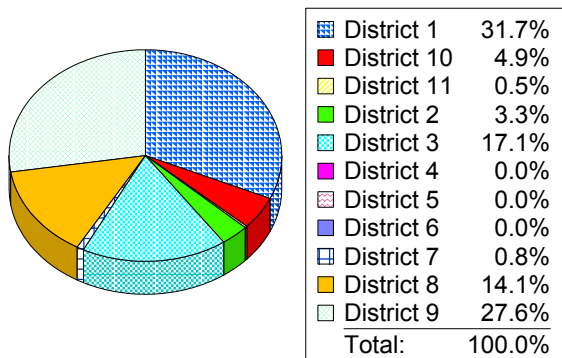
## Peaches

County	Acres	Yield	Price	Farm Gate Value
Baldwin	0.0	0	\$0.00	\$0
Burke	0.0	0	\$0.00	\$0
Butts	9.0	200	\$0.33	\$594
Columbia	0.0	0	\$0.00	\$0
Elbert	0.0	0	\$0.00	\$0
Emanuel	0.0	0	\$0.00	\$0
Glascocock	0.0	0	\$0.00	\$0
Greene	0.0	0	\$0.00	\$0
Hancock	0.0	0	\$0.33	\$0
Jasper	0.0	0	\$0.00	\$0
Jefferson	0.0	0	\$0.00	\$0
Johnson	0.0	0	\$0.00	\$0
Jones	0.0	0	\$0.00	\$0
Laurens	5.0	6,100	\$0.33	\$10,065
Lincoln	0.0	0	\$0.00	\$0
McDuffie	0.0	0	\$0.00	\$0
Oglethorpe	0.0	0	\$0.00	\$0
Putnam	0.0	0	\$0.00	\$0
Richmond	0.0	0	\$0.00	\$0
Warren	0.0	0	\$0.00	\$0
Washington	5.0	5,500	\$0.33	\$9,075
Wilkes	0.0	0	\$0.00	\$0
Wilkinson	0.0	0	\$0.00	\$0
<b>Peaches</b>	<b>19</b>			<b>\$19,734</b>

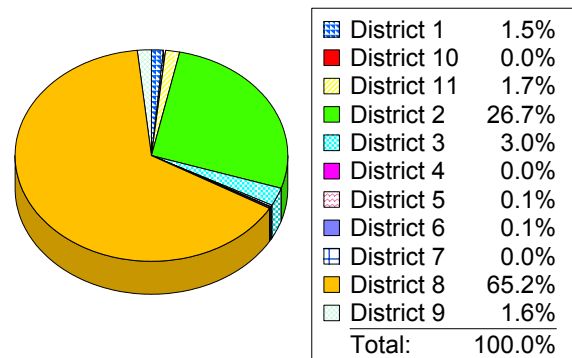
Georgia Total: Miscellaneous Fruit and Nut \$1,407,245

Georgia Total: Peaches \$39,922,063

**Farm Gate Value by Congressional District**  
For Miscellaneous Fruit and Nut



**Farm Gate Value by Congressional District**  
For Peaches



# Georgia Congressional District 10

## Pecans

County	Acres	Yield	Price	Farm Gate Value
Baldwin	95.0	360	\$1.30	\$44,460
Burke	3,500.0	75	\$1.30	\$341,250
Butts	20.0	1,000	\$1.30	\$26,000
Columbia	0.0	0	\$0.00	\$0
Elbert	40.0	600	\$1.10	\$26,400
Emanuel	1,000.0	500	\$1.30	\$650,000
Glascocock	100.0	100	\$1.30	\$13,000
Greene	0.0	0	\$0.00	\$0
Hancock	500.0	250	\$1.30	\$162,500
Jasper	600.0	500	\$1.30	\$390,000
Jefferson	1,400.0	400	\$1.30	\$728,000
Johnson	165.0	650	\$1.30	\$139,425
Jones	325.0	200	\$1.30	\$84,500
Laurens	750.0	600	\$1.30	\$585,000
Lincoln	15.0	600	\$1.30	\$11,700
McDuffie	80.0	400	\$1.30	\$41,600
Oglethorpe	0.0	0	\$0.00	\$0
Putnam	130.0	215	\$1.30	\$36,335
Richmond	250.0	600	\$1.30	\$195,000
Warren	250.0	750	\$1.30	\$243,750
Washington	2,500.0	400	\$1.30	\$1,300,000
Wilkes	0.0	0	\$0.00	\$0
Wilkinson	0.0	0	\$0.00	\$0
<b>Pecans</b>	<b>11,720</b>			<b>\$5,018,920</b>

## Strawberries

County	Acres	Yield	Price	Farm Gate Value
Baldwin	0.0	0	\$0.00	\$0
Burke	5.0	4,200	\$1.25	\$26,250
Butts	0.0	0	\$0.00	\$0
Columbia	0.0	0	\$0.00	\$0
Elbert	2.5	1,800	\$1.25	\$5,625
Emanuel	0.0	0	\$0.00	\$0
Glascocock	0.0	0	\$0.00	\$0
Greene	0.0	0	\$0.00	\$0
Hancock	0.0	0	\$1.25	\$0
Jasper	0.0	0	\$0.00	\$0
Jefferson	2.0	16,800	\$1.25	\$42,000
Johnson	0.0	0	\$0.00	\$0
Jones	0.0	0	\$0.00	\$0
Laurens	0.0	0	\$0.00	\$0
Lincoln	0.0	0	\$0.00	\$0
McDuffie	0.0	0	\$0.00	\$0
Oglethorpe	0.0	0	\$0.00	\$0
Putnam	0.0	0	\$0.00	\$0
Richmond	0.0	0	\$0.00	\$0
Warren	0.0	0	\$0.00	\$0
Washington	0.0	0	\$0.00	\$0
Wilkes	0.0	0	\$0.00	\$0
Wilkinson	0.0	0	\$0.00	\$0
<b>Strawberries</b>	<b>10</b>			<b>\$73,875</b>

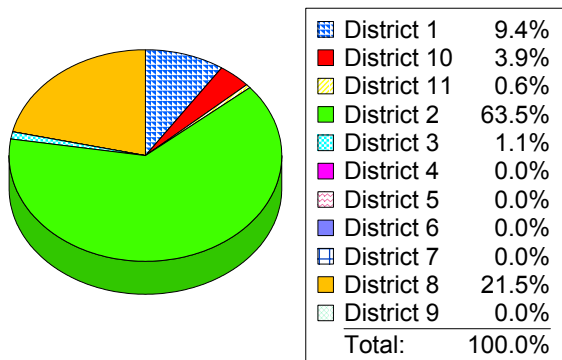
Georgia Total: Pecans

\$129,204,166

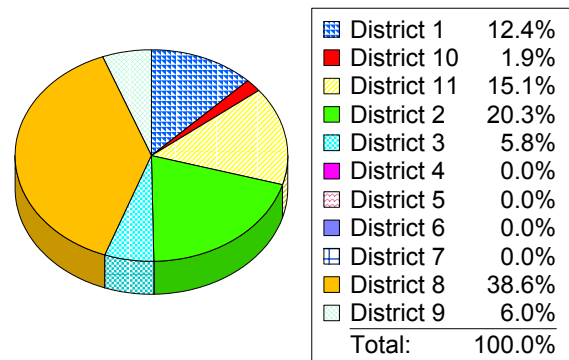
Georgia Total: Strawberries

\$3,797,133

**Farm Gate Value by Congressional District**  
For Pecans



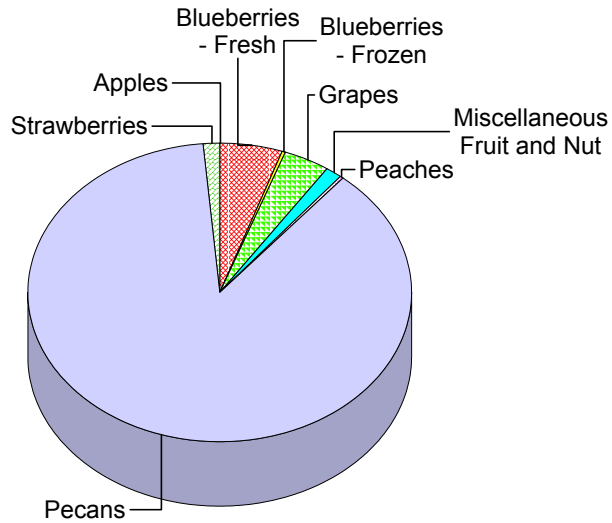
**Farm Gate Value by Congressional District**  
For Strawberries



# Georgia Congressional District 10

District 10      Total      \$5,729,820  
Fruits and Nuts

## District 10 Farm Gate Value For Fruits and Nuts



Apples	0.1%
Blueberries - Fresh	5.1%
Blueberries - Frozen	0.4%
Grapes	3.9%
Miscellaneous Fruit and Nut	1.2%
Peaches	0.3%
Pecans	87.6%
Strawberries	1.3%
Total:	100.0%

# Georgia Congressional District 10

## Banana Peppers

County	Acres	Farm Gate Value
Baldwin	0.0	\$0
Burke	0.0	\$0
Butts	0.0	\$0
Columbia	0.0	\$0
Elbert	0.0	\$0
Emanuel	0.0	\$0
Glascocock	0.0	\$0
Greene	0.0	\$0
Hancock	0.0	\$0
Jasper	0.0	\$0
Jefferson	0.0	\$0
Johnson	0.0	\$0
Jones	0.0	\$0
Laurens	0.0	\$0
Lincoln	0.0	\$0
McDuffie	0.0	\$0
Oglethorpe	0.0	\$0
Putnam	0.0	\$0
Richmond	0.0	\$0
Warren	0.0	\$0
Washington	0.0	\$0
Wilkes	0.0	\$0
Wilkinson	0.0	\$0
<b>Banana Peppers</b>	<b>0</b>	<b>\$0</b>

## Bell Peppers

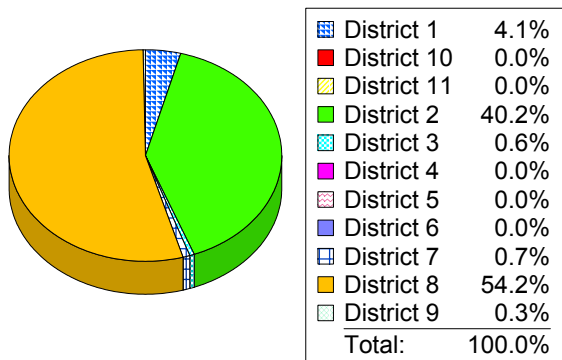
County	Acres	Farm Gate Value
Baldwin	0.0	\$0
Burke	2.0	\$3,500
Butts	0.0	\$0
Columbia	0.0	\$0
Elbert	0.0	\$0
Emanuel	0.0	\$0
Glascocock	0.0	\$0
Greene	0.0	\$0
Hancock	0.0	\$0
Jasper	0.0	\$0
Jefferson	0.0	\$0
Johnson	0.0	\$0
Jones	0.0	\$0
Laurens	0.0	\$0
Lincoln	0.0	\$0
McDuffie	0.0	\$0
Oglethorpe	0.0	\$0
Putnam	0.0	\$0
Richmond	0.0	\$0
Warren	0.0	\$0
Washington	0.0	\$0
Wilkes	0.0	\$0
Wilkinson	0.0	\$0
<b>Bell Peppers</b>	<b>2</b>	<b>\$3,500</b>

Georgia Total: Banana Peppers \$1,532,400

Georgia Total: Bell Peppers \$49,555,238

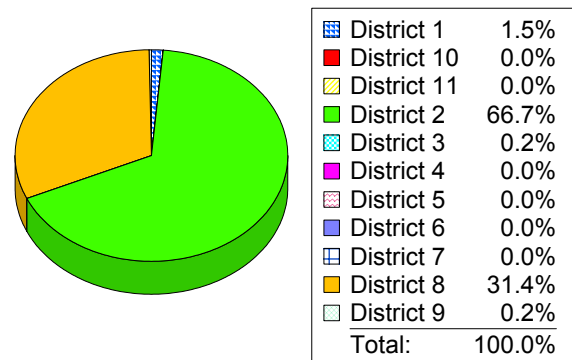
### Farm Gate Value by Congressional District

For Banana Peppers



### Farm Gate Value by Congressional District

For Bell Peppers





# Georgia Congressional District 10

## Broccoli

County	Acres	Farm Gate Value
Baldwin	0.0	\$0
Burke	0.0	\$0
Butts	0.0	\$0
Columbia	0.0	\$0
Elbert	0.0	\$0
Emanuel	0.0	\$0
Glascocock	0.0	\$0
Greene	0.0	\$0
Hancock	0.0	\$0
Jasper	0.0	\$0
Jefferson	0.0	\$0
Johnson	0.0	\$0
Jones	0.0	\$0
Laurens	0.0	\$0
Lincoln	0.0	\$0
McDuffie	0.0	\$0
Oglethorpe	0.0	\$0
Putnam	0.0	\$0
Richmond	0.0	\$0
Warren	0.0	\$0
Washington	0.0	\$0
Wilkes	0.0	\$0
Wilkinson	0.0	\$0
<b>Broccoli</b>	<b>0</b>	<b>\$0</b>

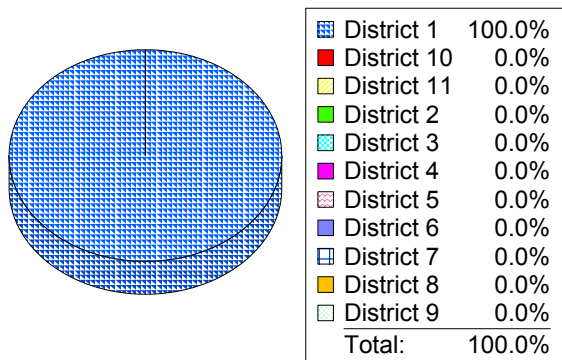
## Cabbage

County	Acres	Farm Gate Value
Baldwin	0.0	\$0
Burke	0.0	\$0
Butts	0.0	\$0
Columbia	0.0	\$0
Elbert	0.0	\$0
Emanuel	0.0	\$0
Glascocock	0.0	\$0
Greene	0.0	\$0
Hancock	0.0	\$0
Jasper	0.0	\$0
Jefferson	0.0	\$0
Johnson	0.0	\$0
Jones	0.0	\$0
Laurens	1.0	\$1,840
Lincoln	0.0	\$0
McDuffie	0.0	\$0
Oglethorpe	0.0	\$0
Putnam	0.0	\$0
Richmond	0.0	\$0
Warren	0.0	\$0
Washington	2.0	\$2,760
Wilkes	0.0	\$0
Wilkinson	0.0	\$0
<b>Cabbage</b>	<b>3</b>	<b>\$4,600</b>

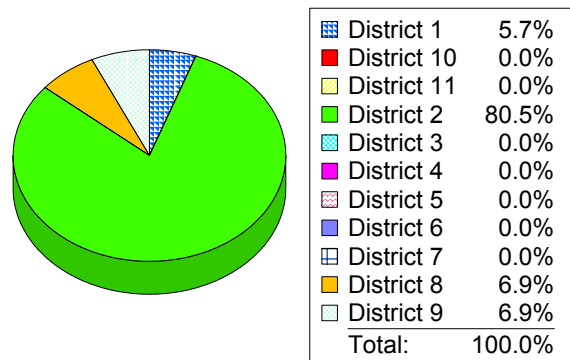
Georgia Total: Broccoli \$5,600

Georgia Total: Cabbage \$29,976,593

**Farm Gate Value by Congressional District**  
For Broccoli



**Farm Gate Value by Congressional District**  
For Cabbage



# Georgia Congressional District 10

## Cantaloupe

County	Acres	Farm Gate Value
Baldwin	0.0	\$0
Burke	1.0	\$2,700
Butts	0.0	\$0
Columbia	0.0	\$0
Elbert	0.0	\$0
Emanuel	0.0	\$0
Glascocock	0.0	\$0
Greene	0.0	\$0
Hancock	0.0	\$0
Jasper	0.0	\$0
Jefferson	2.0	\$1,440
Johnson	0.0	\$0
Jones	0.0	\$0
Laurens	0.0	\$0
Lincoln	0.0	\$0
McDuffie	0.0	\$0
Oglethorpe	0.0	\$0
Putnam	0.0	\$0
Richmond	5.0	\$15,000
Warren	0.0	\$0
Washington	6.0	\$7,200
Wilkes	0.0	\$0
Wilkinson	0.0	\$0
<b>Cantaloupe</b>	<b>14</b>	<b>\$26,340</b>

## Carrots

County	Acres	Farm Gate Value
Baldwin	0.0	\$0
Burke	0.0	\$0
Butts	0.0	\$0
Columbia	0.0	\$0
Elbert	0.0	\$0
Emanuel	0.0	\$0
Glascocock	0.0	\$0
Greene	0.0	\$0
Hancock	0.0	\$0
Jasper	0.0	\$0
Jefferson	0.0	\$0
Johnson	0.0	\$0
Jones	0.0	\$0
Laurens	0.0	\$0
Lincoln	0.0	\$0
McDuffie	0.0	\$0
Oglethorpe	0.0	\$0
Putnam	0.0	\$0
Richmond	0.0	\$0
Warren	0.0	\$0
Washington	0.0	\$0
Wilkes	0.0	\$0
Wilkinson	0.0	\$0
<b>Carrots</b>	<b>0</b>	<b>\$0</b>

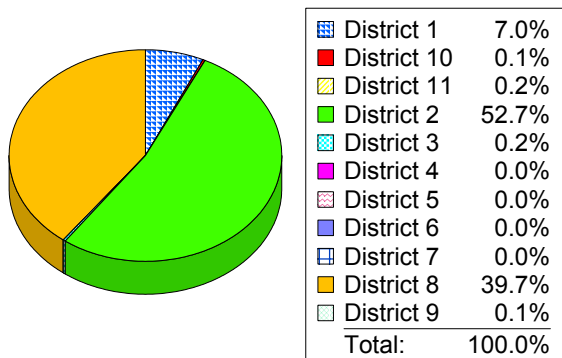
Georgia Total: Cantaloupe

\$18,910,800

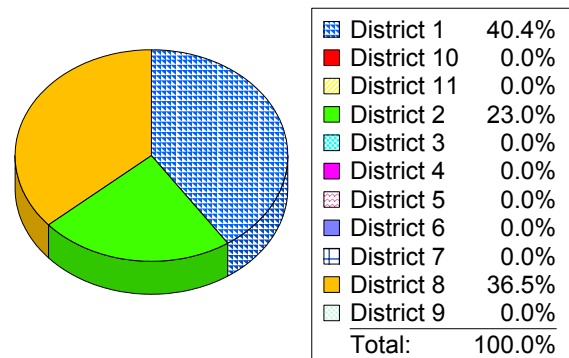
Georgia Total: Carrots

\$12,852,525

**Farm Gate Value by Congressional District**  
For Cantaloupe



**Farm Gate Value by Congressional District**  
For Carrots



# Georgia Congressional District 10

## Collards

County	Acres	Farm Gate Value
Baldwin	2.0	\$3,088
Burke	10.0	\$4,750
Butts	0.0	\$0
Columbia	0.0	\$0
Elbert	0.0	\$0
Emanuel	8.0	\$11,400
Glascocock	0.0	\$0
Greene	0.0	\$0
Hancock	200.0	\$71,250
Jasper	0.0	\$0
Jefferson	2.0	\$950
Johnson	0.0	\$0
Jones	0.0	\$0
Laurens	52.0	\$41,975
Lincoln	0.0	\$0
McDuffie	0.0	\$0
Oglethorpe	0.0	\$0
Putnam	0.0	\$0
Richmond	0.0	\$0
Warren	3.0	\$6,413
Washington	4.0	\$5,938
Wilkes	0.0	\$0
Wilkinson	0.0	\$0
<b>Collards</b>	<b>281</b>	<b>\$145,763</b>

## Cucumbers

County	Acres	Farm Gate Value
Baldwin	0.0	\$0
Burke	0.0	\$0
Butts	0.0	\$0
Columbia	0.0	\$0
Elbert	0.0	\$0
Emanuel	0.0	\$0
Glascocock	0.0	\$0
Greene	0.0	\$0
Hancock	0.0	\$0
Jasper	0.0	\$0
Jefferson	2.0	\$2,120
Johnson	0.0	\$0
Jones	0.0	\$0
Laurens	0.0	\$0
Lincoln	0.0	\$0
McDuffie	0.0	\$0
Oglethorpe	0.0	\$0
Putnam	0.0	\$0
Richmond	0.0	\$0
Warren	0.0	\$0
Washington	0.0	\$0
Wilkes	0.0	\$0
Wilkinson	0.0	\$0
<b>Cucumbers</b>	<b>2</b>	<b>\$2,120</b>

Georgia Total: Collards

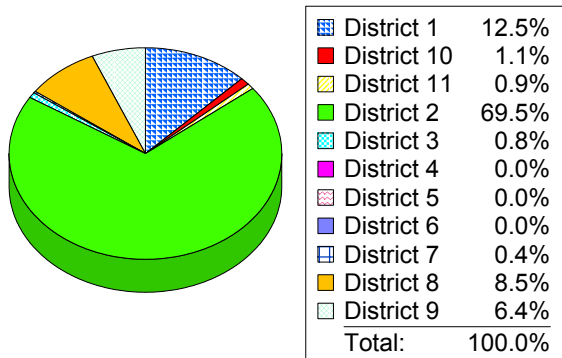
\$13,080,033

Georgia Total: Cucumbers

\$55,799,678

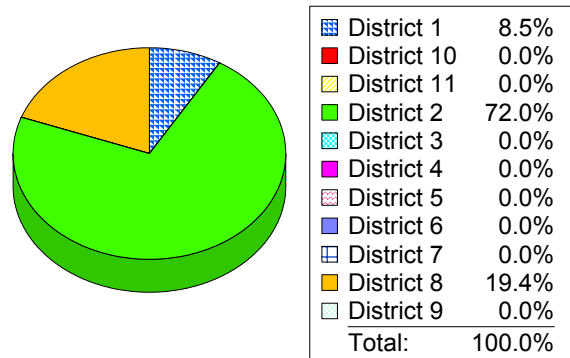
Farm Gate Value by Congressional District

For Collards



Farm Gate Value by Congressional District

For Cucumbers



# Georgia Congressional District 10

## Eggplant

County	Acres	Farm Gate Value
Baldwin	0.0	\$0
Burke	0.0	\$0
Butts	0.0	\$0
Columbia	0.0	\$0
Elbert	0.0	\$0
Emanuel	0.0	\$0
Glascocock	0.0	\$0
Greene	0.0	\$0
Hancock	0.0	\$0
Jasper	0.0	\$0
Jefferson	0.0	\$0
Johnson	0.0	\$0
Jones	0.0	\$0
Laurens	0.0	\$0
Lincoln	0.0	\$0
McDuffie	0.0	\$0
Oglethorpe	0.0	\$0
Putnam	0.0	\$0
Richmond	0.0	\$0
Warren	0.0	\$0
Washington	0.0	\$0
Wilkes	0.0	\$0
Wilkinson	0.0	\$0
<b>Eggplant</b>	<b>0</b>	<b>\$0</b>

## English Peas

County	Acres	Farm Gate Value
Baldwin	0.0	\$0
Burke	0.0	\$0
Butts	0.0	\$0
Columbia	0.0	\$0
Elbert	0.0	\$0
Emanuel	0.0	\$0
Glascocock	0.0	\$0
Greene	0.0	\$0
Hancock	0.0	\$0
Jasper	0.0	\$0
Jefferson	0.0	\$0
Johnson	0.0	\$0
Jones	0.0	\$0
Laurens	0.0	\$0
Lincoln	0.0	\$0
McDuffie	0.0	\$0
Oglethorpe	0.0	\$0
Putnam	0.0	\$0
Richmond	0.0	\$0
Warren	0.0	\$0
Washington	0.0	\$0
Wilkes	0.0	\$0
Wilkinson	0.0	\$0
<b>English Peas</b>	<b>0</b>	<b>\$0</b>

Georgia Total: Eggplant

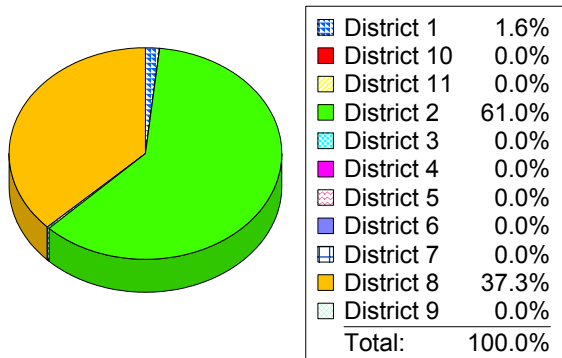
\$12,198,810

Georgia Total: English Peas

\$870,500

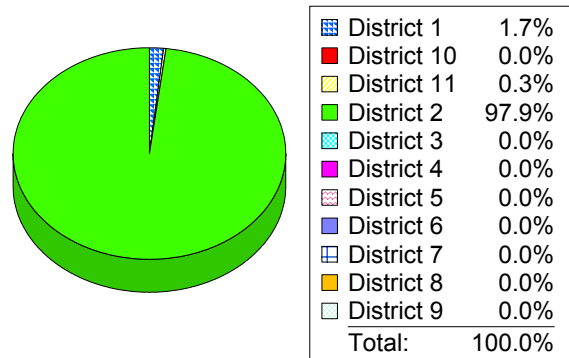
### Farm Gate Value by Congressional District

For Eggplant



### Farm Gate Value by Congressional District

For English Peas



# Georgia Congressional District 10

## Green Onions

County	Acres	Farm Gate Value
Baldwin	0.0	\$0
Burke	0.0	\$0
Butts	0.0	\$0
Columbia	0.0	\$0
Elbert	0.0	\$0
Emanuel	0.0	\$0
Glascocock	0.0	\$0
Greene	0.0	\$0
Hancock	0.0	\$0
Jasper	0.0	\$0
Jefferson	0.0	\$0
Johnson	0.0	\$0
Jones	0.0	\$0
Laurens	0.0	\$0
Lincoln	0.0	\$0
McDuffie	0.0	\$0
Oglethorpe	0.0	\$0
Putnam	0.0	\$0
Richmond	0.0	\$0
Warren	0.0	\$0
Washington	0.0	\$0
Wilkes	0.0	\$0
Wilkinson	0.0	\$0
<b>Green Onions</b>	<b>0</b>	<b>\$0</b>

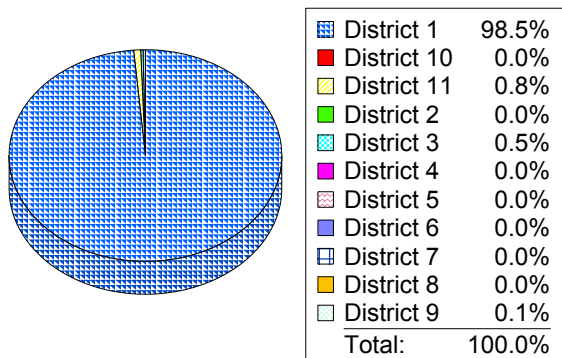
## Hot Peppers

County	Acres	Farm Gate Value
Baldwin	0.0	\$0
Burke	0.0	\$0
Butts	0.0	\$0
Columbia	0.0	\$0
Elbert	0.0	\$0
Emanuel	0.0	\$0
Glascocock	0.0	\$0
Greene	0.0	\$0
Hancock	0.0	\$0
Jasper	1.0	\$5,625
Jefferson	0.0	\$0
Johnson	0.0	\$0
Jones	0.0	\$0
Laurens	0.0	\$0
Lincoln	0.0	\$0
McDuffie	0.0	\$0
Oglethorpe	0.0	\$0
Putnam	0.0	\$0
Richmond	0.0	\$0
Warren	0.0	\$0
Washington	0.0	\$0
Wilkes	0.0	\$0
Wilkinson	0.0	\$0
<b>Hot Peppers</b>	<b>1</b>	<b>\$5,625</b>

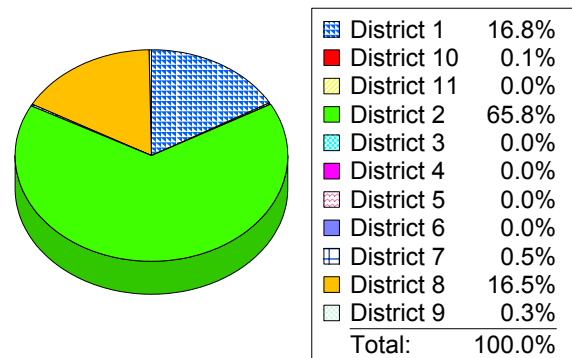
Georgia Total: Green Onions \$1,133,760

Georgia Total: Hot Peppers \$6,425,325

**Farm Gate Value by Congressional District**  
For Green Onions



**Farm Gate Value by Congressional District**  
For Hot Peppers



# Georgia Congressional District 10

## Irish Potatoes

County	Acres	Farm Gate Value
Baldwin	0.0	\$0
Burke	0.0	\$0
Butts	0.0	\$0
Columbia	0.0	\$0
Elbert	0.0	\$0
Emanuel	0.0	\$0
Glascocock	0.0	\$0
Greene	0.0	\$0
Hancock	150.0	\$126,000
Jasper	0.0	\$0
Jefferson	0.0	\$0
Johnson	0.0	\$0
Jones	0.0	\$0
Laurens	0.0	\$0
Lincoln	0.0	\$0
McDuffie	0.0	\$0
Oglethorpe	0.0	\$0
Putnam	0.0	\$0
Richmond	0.0	\$0
Warren	0.0	\$0
Washington	0.0	\$0
Wilkes	0.0	\$0
Wilkinson	0.0	\$0
<b>Irish Potatoes</b>	<b>150</b>	<b>\$126,000</b>

## Kale

County	Acres	Farm Gate Value
Baldwin	0.0	\$0
Burke	0.0	\$0
Butts	0.0	\$0
Columbia	0.0	\$0
Elbert	0.0	\$0
Emanuel	0.0	\$0
Glascocock	0.0	\$0
Greene	0.0	\$0
Hancock	0.0	\$0
Jasper	0.0	\$0
Jefferson	0.0	\$0
Johnson	0.0	\$0
Jones	0.0	\$0
Laurens	0.0	\$0
Lincoln	0.0	\$0
McDuffie	0.0	\$0
Oglethorpe	0.0	\$0
Putnam	0.0	\$0
Richmond	0.0	\$0
Warren	0.0	\$0
Washington	0.0	\$0
Wilkes	0.0	\$0
Wilkinson	0.0	\$0
<b>Kale</b>	<b>0</b>	<b>\$0</b>

Georgia Total: Irish Potatoes

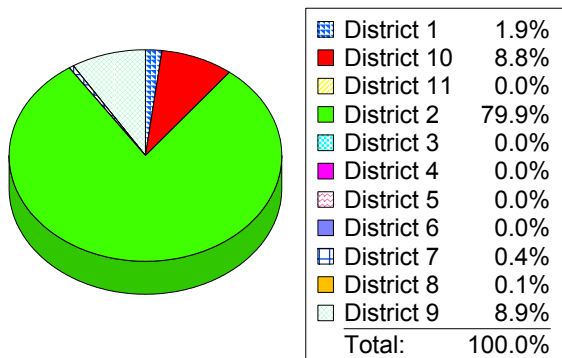
\$1,432,389

Georgia Total: Kale

\$2,145,933

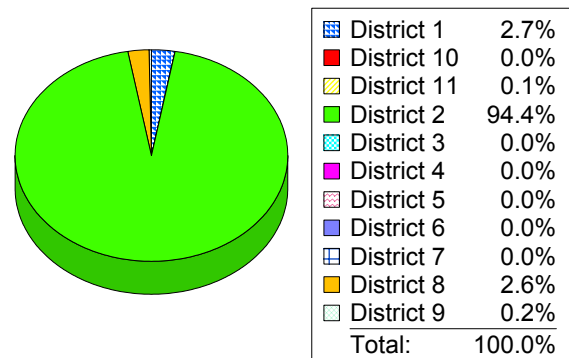
### Farm Gate Value by Congressional District

For Irish Potatoes



### Farm Gate Value by Congressional District

For Kale



# Georgia Congressional District 10

## Lettuce

County	Acres	Farm Gate Value
Baldwin	0.0	\$0
Burke	0.0	\$0
Butts	0.0	\$0
Columbia	0.0	\$0
Elbert	0.0	\$0
Emanuel	0.0	\$0
Glascocock	0.0	\$0
Greene	0.0	\$0
Hancock	0.0	\$0
Jasper	0.0	\$0
Jefferson	0.0	\$0
Johnson	0.0	\$0
Jones	0.0	\$0
Laurens	0.0	\$0
Lincoln	0.0	\$0
McDuffie	0.0	\$0
Oglethorpe	0.0	\$0
Putnam	0.0	\$0
Richmond	0.0	\$0
Warren	0.0	\$0
Washington	0.0	\$0
Wilkes	0.0	\$0
Wilkinson	0.0	\$0
<b>Lettuce</b>	<b>0</b>	<b>\$0</b>

## Lima Beans

County	Acres	Farm Gate Value
Baldwin	0.0	\$0
Burke	15.0	\$26,250
Butts	0.0	\$0
Columbia	0.0	\$0
Elbert	0.0	\$0
Emanuel	4.0	\$3,600
Glascocock	0.0	\$0
Greene	0.0	\$0
Hancock	150.0	\$56,250
Jasper	0.0	\$0
Jefferson	2.0	\$1,500
Johnson	0.0	\$0
Jones	0.0	\$0
Laurens	14.0	\$15,750
Lincoln	0.0	\$0
McDuffie	0.0	\$0
Oglethorpe	0.0	\$0
Putnam	0.0	\$0
Richmond	0.0	\$0
Warren	0.0	\$0
Washington	16.0	\$15,750
Wilkes	0.0	\$0
Wilkinson	0.0	\$0
<b>Lima Beans</b>	<b>201</b>	<b>\$119,100</b>

Georgia Total: Lettuce

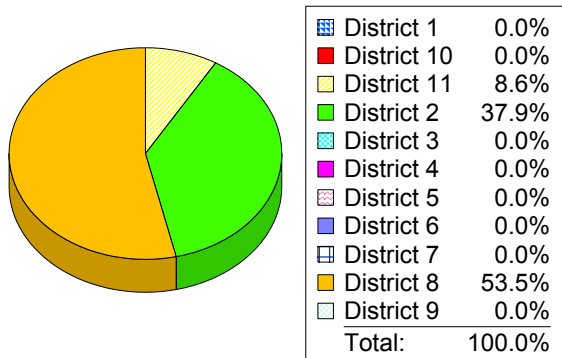
\$1,166,800

Georgia Total: Lima Beans

\$3,826,065

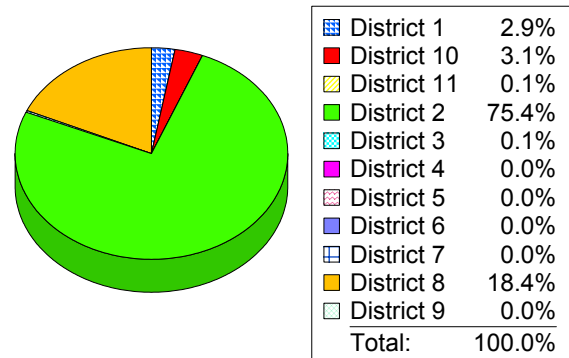
### Farm Gate Value by Congressional District

For Lettuce



### Farm Gate Value by Congressional District

For Lima Beans



# Georgia Congressional District 10

## Mustard

County	Acres	Farm Gate Value
Baldwin	0.0	\$0
Burke	0.0	\$0
Butts	0.0	\$0
Columbia	0.0	\$0
Elbert	0.0	\$0
Emanuel	4.0	\$5,700
Glascocock	0.0	\$0
Greene	0.0	\$0
Hancock	0.0	\$0
Jasper	2.0	\$3,325
Jefferson	0.0	\$0
Johnson	0.0	\$0
Jones	0.0	\$0
Laurens	1.0	\$1,663
Lincoln	0.0	\$0
McDuffie	0.0	\$0
Oglethorpe	0.0	\$0
Putnam	0.0	\$0
Richmond	0.0	\$0
Warren	0.0	\$0
Washington	0.0	\$0
Wilkes	0.0	\$0
Wilkinson	0.0	\$0
<b>Mustard</b>	<b>7</b>	<b>\$10,688</b>

## Okra

County	Acres	Farm Gate Value
Baldwin	0.0	\$0
Burke	0.0	\$0
Butts	0.0	\$0
Columbia	0.0	\$0
Elbert	0.0	\$0
Emanuel	0.0	\$0
Glascocock	0.0	\$0
Greene	0.0	\$0
Hancock	25.0	\$24,750
Jasper	0.5	\$3,150
Jefferson	2.0	\$4,500
Johnson	2.0	\$10,800
Jones	0.0	\$0
Laurens	1.0	\$2,700
Lincoln	0.0	\$0
McDuffie	0.0	\$0
Oglethorpe	0.0	\$0
Putnam	0.0	\$0
Richmond	1.0	\$6,300
Warren	0.0	\$0
Washington	4.0	\$11,700
Wilkes	0.0	\$0
Wilkinson	0.0	\$0
<b>Okra</b>	<b>36</b>	<b>\$63,900</b>

Georgia Total: Mustard

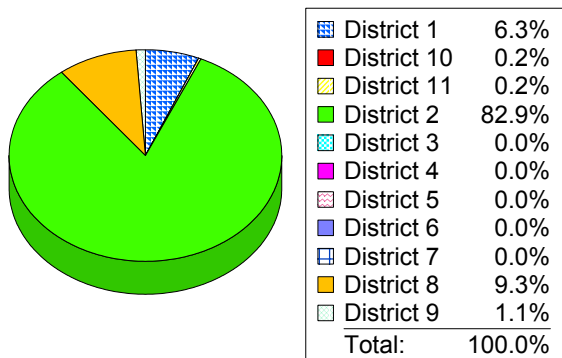
\$5,827,439

Georgia Total: Okra

\$2,165,080

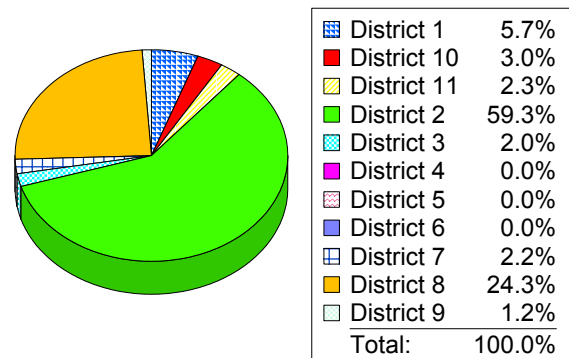
Farm Gate Value by Congressional District

For Mustard



Farm Gate Value by Congressional District

For Okra





# Georgia Congressional District 10

## Onions

County	Acres	Farm Gate Value
Baldwin	0.0	\$0
Burke	0.0	\$0
Butts	0.0	\$0
Columbia	0.0	\$0
Elbert	0.0	\$0
Emanuel	0.0	\$0
Glascocock	0.0	\$0
Greene	0.0	\$0
Hancock	0.0	\$0
Jasper	0.0	\$0
Jefferson	0.0	\$0
Johnson	0.0	\$0
Jones	0.0	\$0
Laurens	288.0	\$1,497,600
Lincoln	0.0	\$0
McDuffie	0.0	\$0
Oglethorpe	0.0	\$0
Putnam	0.0	\$0
Richmond	1.0	\$5,200
Warren	0.0	\$0
Washington	0.0	\$0
Wilkes	0.0	\$0
Wilkinson	0.0	\$0
<b>Onions</b>	<b>289</b>	<b>\$1,502,800</b>

## Pole Beans

County	Acres	Farm Gate Value
Baldwin	0.0	\$0
Burke	0.0	\$0
Butts	0.0	\$0
Columbia	0.0	\$0
Elbert	0.0	\$0
Emanuel	0.0	\$0
Glascocock	0.0	\$0
Greene	0.0	\$0
Hancock	0.0	\$0
Jasper	0.5	\$1,625
Jefferson	0.0	\$0
Johnson	0.0	\$0
Jones	0.0	\$0
Laurens	0.0	\$0
Lincoln	0.0	\$0
McDuffie	0.0	\$0
Oglethorpe	0.0	\$0
Putnam	0.0	\$0
Richmond	2.0	\$6,500
Warren	0.0	\$0
Washington	0.0	\$0
Wilkes	0.0	\$0
Wilkinson	0.0	\$0
<b>Pole Beans</b>	<b>3</b>	<b>\$8,125</b>

Georgia Total: Onions

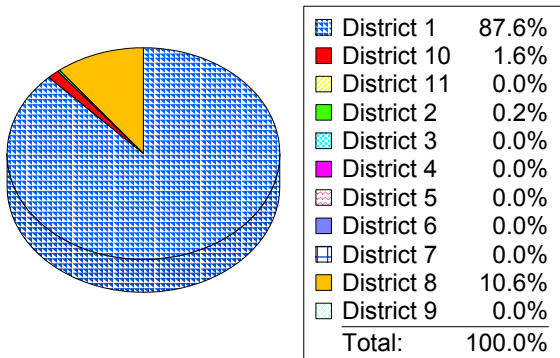
\$94,487,900

Georgia Total: Pole Beans

\$963,230

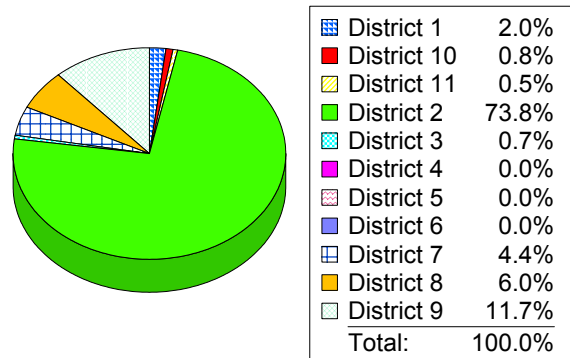
**Farm Gate Value by Congressional District**

For Onions



**Farm Gate Value by Congressional District**

For Pole Beans



# Georgia Congressional District 10

## Pumpkin

County	Acres	Farm Gate Value
Baldwin	0.0	\$0
Burke	0.0	\$0
Butts	0.0	\$0
Columbia	0.0	\$0
Elbert	0.0	\$0
Emanuel	0.0	\$0
Glascocock	0.0	\$0
Greene	0.0	\$0
Hancock	0.0	\$0
Jasper	0.0	\$0
Jefferson	0.0	\$0
Johnson	0.0	\$0
Jones	0.0	\$0
Laurens	0.0	\$0
Lincoln	0.0	\$0
McDuffie	0.0	\$0
Oglethorpe	0.0	\$0
Putnam	0.0	\$0
Richmond	0.0	\$0
Warren	4.0	\$8,000
Washington	0.0	\$0
Wilkes	0.0	\$0
Wilkinson	0.0	\$0
<b>Pumpkin</b>	<b>4</b>	<b>\$8,000</b>

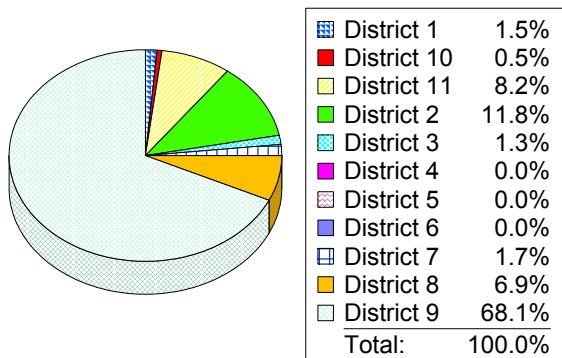
## Snap Beans

County	Acres	Farm Gate Value
Baldwin	0.0	\$0
Burke	10.0	\$13,800
Butts	0.0	\$0
Columbia	0.0	\$0
Elbert	0.0	\$0
Emanuel	0.0	\$0
Glascocock	0.0	\$0
Greene	0.0	\$0
Hancock	150.0	\$108,000
Jasper	0.0	\$0
Jefferson	4.0	\$3,600
Johnson	0.0	\$0
Jones	0.0	\$0
Laurens	0.0	\$0
Lincoln	0.0	\$0
McDuffie	0.0	\$0
Oglethorpe	0.0	\$0
Putnam	0.0	\$0
Richmond	3.0	\$5,400
Warren	10.0	\$7,200
Washington	0.0	\$0
Wilkes	0.0	\$0
Wilkinson	0.0	\$0
<b>Snap Beans</b>	<b>177</b>	<b>\$138,000</b>

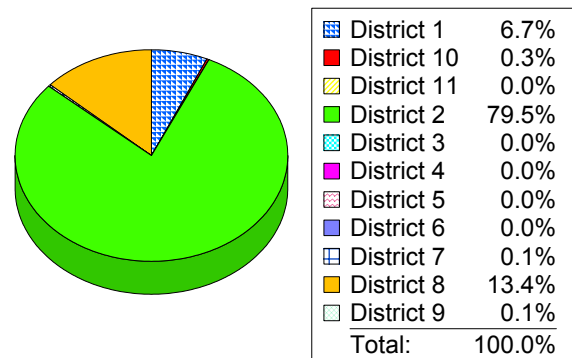
Georgia Total: Pumpkin \$1,637,837

Georgia Total: Snap Beans \$46,295,337

**Farm Gate Value by Congressional District**  
For Pumpkin



**Farm Gate Value by Congressional District**  
For Snap Beans



# Georgia Congressional District 10

## Southern Peas

County	Acres	Farm Gate Value
Baldwin	0.0	\$0
Burke	17.0	\$14,500
Butts	0.0	\$0
Columbia	0.0	\$0
Elbert	0.0	\$0
Emanuel	14.0	\$8,400
Glascocock	0.0	\$0
Greene	0.0	\$0
Hancock	190.0	\$92,000
Jasper	0.0	\$0
Jefferson	60.0	\$36,000
Johnson	200.0	\$70,000
Jones	0.0	\$0
Laurens	62.0	\$55,800
Lincoln	0.0	\$0
McDuffie	0.0	\$0
Oglethorpe	0.0	\$0
Putnam	0.0	\$0
Richmond	2.0	\$2,600
Warren	0.0	\$0
Washington	100.0	\$87,000
Wilkes	0.0	\$0
Wilkinson	3.0	\$2,400
<b>Southern Peas</b>	<b>648</b>	<b>\$368,700</b>

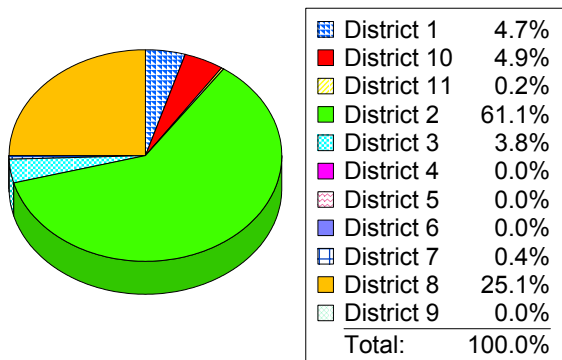
## Spinach

County	Acres	Farm Gate Value
Baldwin	0.0	\$0
Burke	0.0	\$0
Butts	0.0	\$0
Columbia	0.0	\$0
Elbert	0.0	\$0
Emanuel	0.0	\$0
Glascocock	0.0	\$0
Greene	0.0	\$0
Hancock	0.0	\$0
Jasper	0.0	\$0
Jefferson	0.0	\$0
Johnson	0.0	\$0
Jones	0.0	\$0
Laurens	0.0	\$0
Lincoln	0.0	\$0
McDuffie	0.0	\$0
Oglethorpe	0.0	\$0
Putnam	0.0	\$0
Richmond	0.0	\$0
Warren	0.0	\$0
Washington	0.0	\$0
Wilkes	0.0	\$0
Wilkinson	0.0	\$0
<b>Spinach</b>	<b>0</b>	<b>\$0</b>

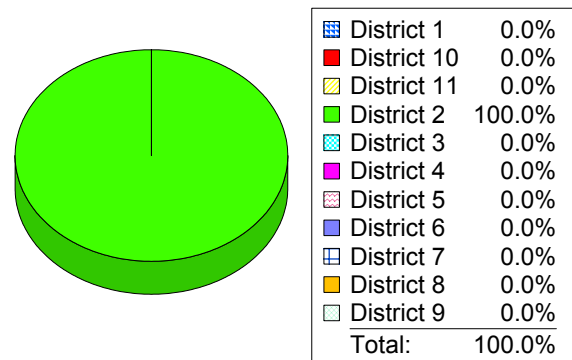
Georgia Total: Southern Peas \$7,591,530

Georgia Total: Spinach \$113,750

**Farm Gate Value by Congressional District**  
For Southern Peas



**Farm Gate Value by Congressional District**  
For Spinach



# Georgia Congressional District 10

## Sweet Corn

County	Acres	Farm Gate Value
Baldwin	6.0	\$5,408
Burke	5.0	\$6,438
Butts	0.0	\$0
Columbia	0.0	\$0
Elbert	4.6	\$4,146
Emanuel	5.0	\$5,923
Glascocok	0.0	\$0
Greene	0.0	\$0
Hancock	0.0	\$0
Jasper	100.0	\$128,750
Jefferson	18.0	\$27,810
Johnson	35.0	\$27,038
Jones	0.0	\$0
Laurens	60.0	\$108,150
Lincoln	0.0	\$0
McDuffie	0.0	\$0
Oglethorpe	0.0	\$0
Putnam	90.0	\$101,970
Richmond	50.0	\$90,125
Warren	90.0	\$69,525
Washington	25.0	\$30,900
Wilkes	0.0	\$0
Wilkinson	2.0	\$1,803
<b>Sweet Corn</b>	<b>491</b>	<b>\$607,983</b>

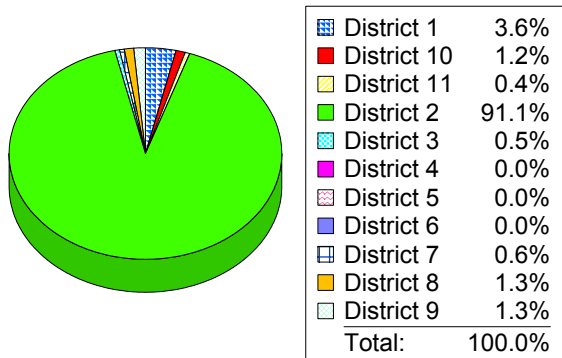
## Sweet Potatoes

County	Acres	Farm Gate Value
Baldwin	0.0	\$0
Burke	10.0	\$18,000
Butts	0.0	\$0
Columbia	0.0	\$0
Elbert	0.0	\$0
Emanuel	6.0	\$14,040
Glascocok	0.0	\$0
Greene	0.0	\$0
Hancock	35.0	\$23,625
Jasper	0.0	\$0
Jefferson	2.0	\$2,700
Johnson	0.0	\$0
Jones	0.0	\$0
Laurens	1.0	\$2,475
Lincoln	0.0	\$0
McDuffie	0.0	\$0
Oglethorpe	0.0	\$0
Putnam	0.0	\$0
Richmond	0.0	\$0
Warren	4.0	\$9,000
Washington	4.0	\$9,900
Wilkes	0.0	\$0
Wilkinson	0.0	\$0
<b>Sweet Potatoes</b>	<b>62</b>	<b>\$79,740</b>

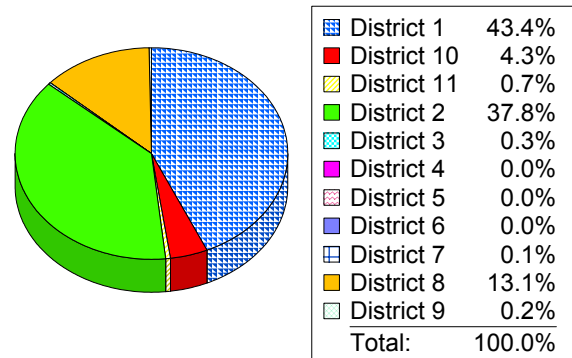
Georgia Total: Sweet Corn \$49,289,746

Georgia Total: Sweet Potatoes \$1,852,808

**Farm Gate Value by Congressional District**  
For Sweet Corn



**Farm Gate Value by Congressional District**  
For Sweet Potatoes



# Georgia Congressional District 10

## Tomato

County	Acres	Farm Gate Value
Baldwin	0.0	\$0
Burke	2.0	\$8,400
Butts	0.0	\$0
Columbia	0.0	\$0
Elbert	0.0	\$0
Emanuel	1.0	\$2,100
Glascocok	0.0	\$0
Greene	0.0	\$0
Hancock	0.0	\$0
Jasper	5.0	\$42,000
Jefferson	2.0	\$3,500
Johnson	0.0	\$0
Jones	0.0	\$0
Laurens	1.0	\$2,100
Lincoln	0.0	\$0
McDuffie	0.0	\$0
Oglethorpe	0.0	\$0
Putnam	1.0	\$1,505
Richmond	10.0	\$84,000
Warren	0.0	\$0
Washington	3.0	\$25,200
Wilkes	0.0	\$0
Wilkinson	0.0	\$0
<b>Tomato</b>	<b>25</b>	<b>\$168,805</b>

## Turnip Greens

County	Acres	Farm Gate Value
Baldwin	0.0	\$0
Burke	10.0	\$3,848
Butts	0.0	\$0
Columbia	0.0	\$0
Elbert	0.0	\$0
Emanuel	8.0	\$11,400
Glascocok	0.0	\$0
Greene	0.0	\$0
Hancock	100.0	\$28,500
Jasper	1.0	\$1,615
Jefferson	0.0	\$0
Johnson	0.0	\$0
Jones	0.0	\$0
Laurens	102.0	\$58,235
Lincoln	0.0	\$0
McDuffie	0.0	\$0
Oglethorpe	0.0	\$0
Putnam	0.0	\$0
Richmond	0.0	\$0
Warren	5.0	\$7,125
Washington	16.0	\$25,840
Wilkes	0.0	\$0
Wilkinson	0.0	\$0
<b>Turnip Greens</b>	<b>242</b>	<b>\$136,563</b>

Georgia Total: Tomato

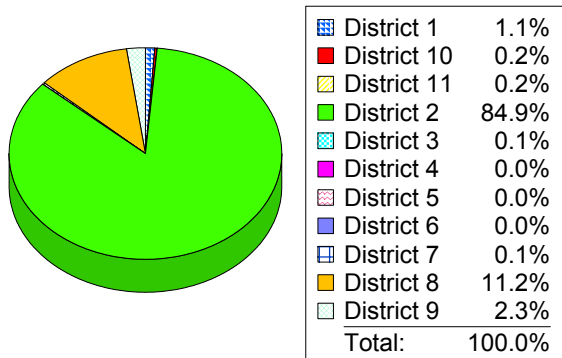
\$83,099,710

Georgia Total: Turnip Greens

\$8,739,612

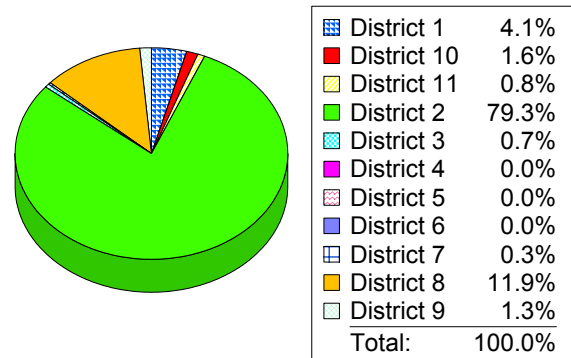
### Farm Gate Value by Congressional District

For Tomato



### Farm Gate Value by Congressional District

For Turnip Greens



# Georgia Congressional District 10

## Turnip Roots

County	Acres	Farm Gate Value
Baldwin	0.0	\$0
Burke	0.0	\$0
Butts	0.0	\$0
Columbia	0.0	\$0
Elbert	0.0	\$0
Emanuel	0.0	\$0
Glascocock	0.0	\$0
Greene	0.0	\$0
Hancock	0.0	\$0
Jasper	0.0	\$0
Jefferson	0.0	\$0
Johnson	0.0	\$0
Jones	0.0	\$0
Laurens	0.0	\$0
Lincoln	0.0	\$0
McDuffie	0.0	\$0
Oglethorpe	0.0	\$0
Putnam	0.0	\$0
Richmond	0.0	\$0
Warren	0.0	\$0
Washington	0.0	\$0
Wilkes	0.0	\$0
Wilkinson	0.0	\$0
<b>Turnip Roots</b>	<b>0</b>	<b>\$0</b>

## Watermelon

County	Acres	Farm Gate Value
Baldwin	12.0	\$15,870
Burke	125.0	\$278,156
Butts	0.0	\$0
Columbia	0.0	\$0
Elbert	2.0	\$1,725
Emanuel	1.0	\$1,150
Glascocock	0.0	\$0
Greene	0.0	\$0
Hancock	65.0	\$85,963
Jasper	1.0	\$2,875
Jefferson	25.0	\$11,500
Johnson	0.0	\$0
Jones	0.0	\$0
Laurens	245.0	\$704,375
Lincoln	0.0	\$0
McDuffie	10.0	\$2,300
Oglethorpe	0.0	\$0
Putnam	0.0	\$0
Richmond	75.0	\$215,625
Warren	14.0	\$16,100
Washington	60.0	\$75,900
Wilkes	0.0	\$0
Wilkinson	16.0	\$46,000
<b>Watermelon</b>	<b>651</b>	<b>\$1,457,539</b>

Georgia Total: Turnip Roots

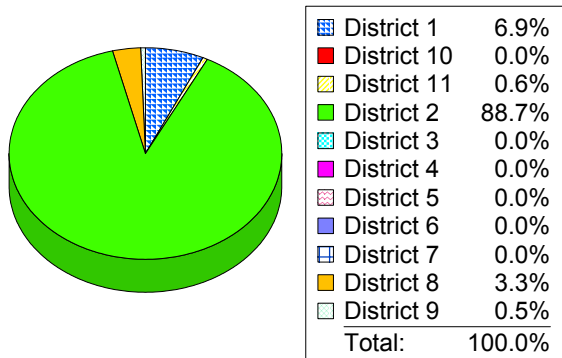
\$355,737

Georgia Total: Watermelon

\$73,454,791

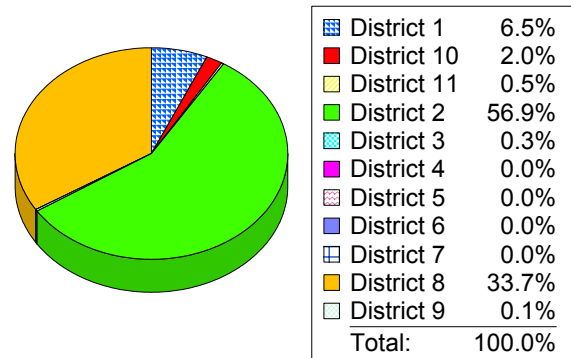
### Farm Gate Value by Congressional District

For Turnip Roots



### Farm Gate Value by Congressional District

For Watermelon



# Georgia Congressional District 10

## Winter Squash

County	Acres	Farm Gate Value
Baldwin	0.0	\$0
Burke	0.0	\$0
Butts	0.0	\$0
Columbia	0.0	\$0
Elbert	0.0	\$0
Emanuel	0.0	\$0
Glascocock	0.0	\$0
Greene	0.0	\$0
Hancock	0.0	\$0
Jasper	0.0	\$0
Jefferson	0.0	\$0
Johnson	2.5	\$4,200
Jones	0.0	\$0
Laurens	0.0	\$0
Lincoln	0.0	\$0
McDuffie	0.0	\$0
Oglethorpe	0.0	\$0
Putnam	0.0	\$0
Richmond	0.0	\$0
Warren	0.0	\$0
Washington	0.0	\$0
Wilkes	0.0	\$0
Wilkinson	0.0	\$0
<b>Winter Squash</b>	<b>3</b>	<b>\$4,200</b>

## Yellow Squash

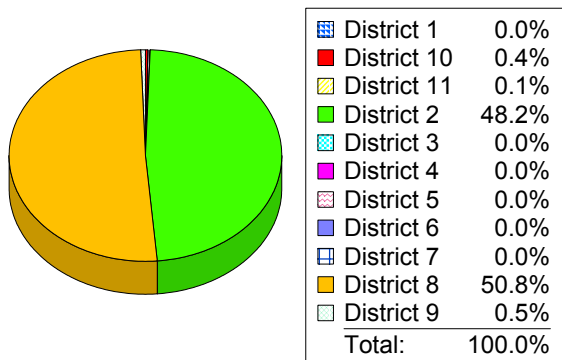
County	Acres	Farm Gate Value
Baldwin	0.0	\$0
Burke	0.0	\$0
Butts	0.0	\$0
Columbia	0.0	\$0
Elbert	2.0	\$3,100
Emanuel	1.0	\$1,550
Glascocock	0.0	\$0
Greene	0.0	\$0
Hancock	0.0	\$0
Jasper	0.3	\$698
Jefferson	4.0	\$3,100
Johnson	0.0	\$0
Jones	0.0	\$0
Laurens	11.0	\$12,788
Lincoln	0.0	\$0
McDuffie	0.0	\$0
Oglethorpe	0.0	\$0
Putnam	0.0	\$0
Richmond	1.0	\$2,325
Warren	7.0	\$10,850
Washington	10.0	\$23,100
Wilkes	0.0	\$0
Wilkinson	0.0	\$0
<b>Yellow Squash</b>	<b>36</b>	<b>\$57,510</b>

Georgia Total: Winter Squash \$1,035,300

Georgia Total: Yellow Squash \$29,144,872

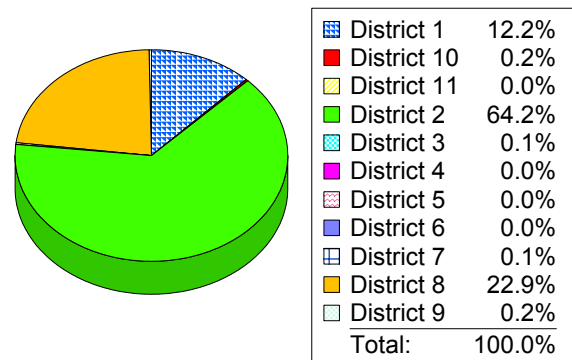
### Farm Gate Value by Congressional District

For Winter Squash



### Farm Gate Value by Congressional District

For Yellow Squash



# Georgia Congressional District 10

## Zucchini

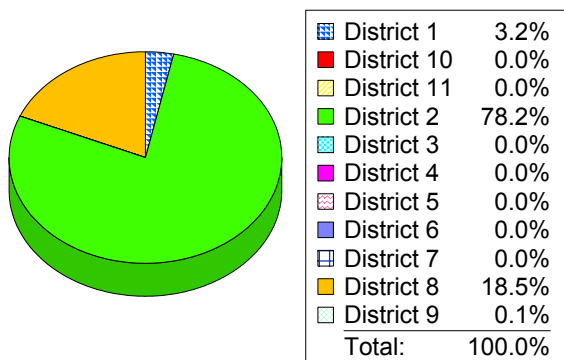
County	Acres	Farm Gate Value
Baldwin	0.0	\$0
Burke	0.0	\$0
Butts	0.0	\$0
Columbia	0.0	\$0
Elbert	0.0	\$0
Emanuel	0.0	\$0
Glascocock	0.0	\$0
Greene	0.0	\$0
Hancock	0.0	\$0
Jasper	0.0	\$0
Jefferson	0.0	\$0
Johnson	0.0	\$0
Jones	0.0	\$0
Laurens	0.0	\$0
Lincoln	0.0	\$0
McDuffie	0.0	\$0
Oglethorpe	0.0	\$0
Putnam	0.0	\$0
Richmond	0.0	\$0
Warren	0.0	\$0
Washington	0.0	\$0
Wilkes	0.0	\$0
Wilkinson	0.0	\$0
<b>Zucchini</b>	<b>0</b>	<b>\$0</b>

Georgia Total: Zucchini

\$18,429,985

### Farm Gate Value by Congressional District

For Zucchini



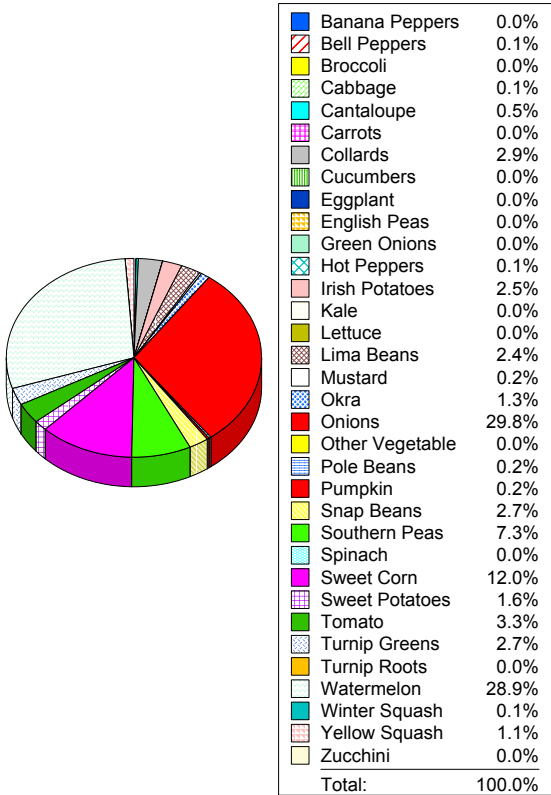


# Georgia Congressional District 10

District 10 Total \$5,045,600  
Vegetables

## District 10 Farm Gate Value

### For Vegetables



# Georgia Congressional District 10

## Ornamental Horticulture

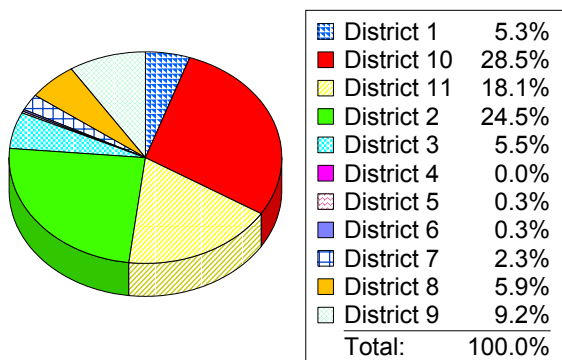
### Container Nursery

County	Acres	Price	Farm Gate Value
Baldwin	5.0	\$39,000	\$195,000
Burke	15.0	\$39,000	\$585,000
Butts	0.0	\$0	\$0
Columbia	25.0	\$39,000	\$975,000
Elbert	0.0	\$0	\$0
Emanuel	0.0	\$0	\$0
Glascocock	0.0	\$0	\$0
Greene	10.0	\$39,000	\$390,000
Hancock	0.0	\$39,000	\$0
Jasper	60.0	\$39,000	\$2,340,000
Jefferson	50.0	\$39,000	\$1,950,000
Johnson	4.0	\$45,000	\$180,000
Jones	5.0	\$39,000	\$195,000
Laurens	1.0	\$39,000	\$39,000
Lincoln	0.0	\$0	\$0
McDuffie	600.0	\$51,000	\$30,600,000
Oglethorpe	110.0	\$39,000	\$4,290,000
Putnam	3.0	\$39,000	\$117,000
Richmond	40.0	\$39,000	\$1,560,000
Warren	2.0	\$39,000	\$78,000
Washington	1.0	\$39,000	\$39,000
Wilkes	25.0	\$39,000	\$975,000
Wilkinson	0.0	\$0	\$0
<b>Container Nursery</b>	<b>956</b>		<b>\$44,508,000</b>

Georgia Total: Container Nursery \$156,133,050

### Farm Gate Value by Congressional District

For Container Nursery



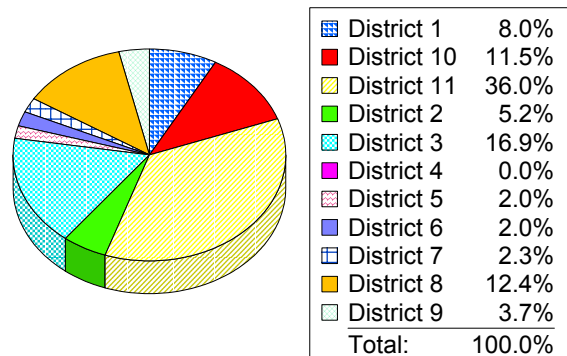
## Field Nursery

County	Acres	Price	Farm Gate Value
Baldwin	13.0	\$9,995	\$129,935
Burke	0.0	\$0	\$0
Butts	26.0	\$9,995	\$259,870
Columbia	25.0	\$9,995	\$249,875
Elbert	0.0	\$0	\$0
Emanuel	0.0	\$0	\$0
Glascocock	0.0	\$0	\$0
Greene	0.0	\$0	\$0
Hancock	0.0	\$9,995	\$0
Jasper	500.0	\$9,995	\$4,997,500
Jefferson	75.0	\$9,995	\$749,625
Johnson	0.0	\$0	\$0
Jones	0.0	\$0	\$0
Laurens	1.0	\$9,995	\$9,995
Lincoln	0.0	\$0	\$0
McDuffie	0.0	\$0	\$0
Oglethorpe	12.0	\$9,995	\$119,940
Putnam	6.0	\$9,995	\$59,970
Richmond	20.0	\$9,995	\$199,900
Warren	0.0	\$0	\$0
Washington	10.0	\$9,995	\$99,950
Wilkes	0.0	\$0	\$0
Wilkinson	0.0	\$0	\$0
<b>Field Nursery</b>	<b>688</b>		<b>\$6,876,560</b>

Georgia Total: Field Nursery \$60,051,554

### Farm Gate Value by Congressional District

For Field Nursery



# Georgia Congressional District 10

## Greenhouse

County	Sq. Feet	Price	Farm Gate Value
Baldwin	6,640	\$9.50	\$63,080
Burke	35,000	\$9.50	\$332,500
Butts	137,256	\$9.50	\$1,303,932
Columbia	100,000	\$9.50	\$950,000
Elbert	130,000	\$9.50	\$1,235,000
Emanuel	49,000	\$9.50	\$465,500
Glascocok	0	\$0.00	\$0
Greene	370,000	\$9.50	\$3,515,000
Hancock	0	\$9.50	\$0
Jasper	50,000	\$9.50	\$475,000
Jefferson	85,400	\$9.50	\$811,300
Johnson	3,960	\$9.50	\$37,620
Jones	4,800	\$9.50	\$45,600
Laurens	134,800	\$9.50	\$1,280,600
Lincoln	5,000	\$9.50	\$47,500
McDuffie	12,000	\$9.50	\$114,000
Oglethorpe	150,000	\$9.50	\$1,425,000
Putnam	10,000	\$9.50	\$95,000
Richmond	212,000	\$9.50	\$2,014,000
Warren	9,600	\$9.50	\$91,200
Washington	15,000	\$9.50	\$142,500
Wilkes	77,625	\$9.50	\$737,438
Wilkinson	0	\$0.00	\$0
<b>Greenhouse</b>	<b>1,598,081</b>		<b>\$15,181,770</b>

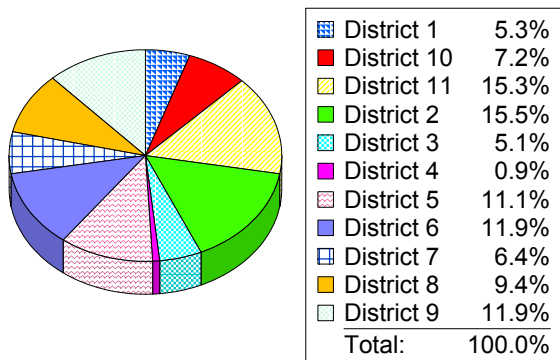
## Miscellaneous Ornamental Horticulture

County	Farm Gate Value
Baldwin	\$0
Burke	\$0
Butts	\$0
Columbia	\$0
Elbert	\$0
Emanuel	\$0
Glascocok	\$0
Greene	\$0
Hancock	\$0
Jasper	\$0
Jefferson	\$192,000
Johnson	\$0
Jones	\$0
Laurens	\$22,869
Lincoln	\$0
McDuffie	\$0
Oglethorpe	\$0
Putnam	\$0
Richmond	\$0
Warren	\$0
Washington	\$0
Wilkes	\$0
Wilkinson	\$0
<b>Miscellaneous Orn Hort.</b>	<b>\$214,869</b>

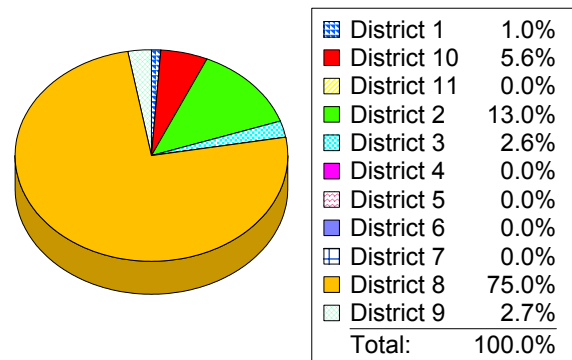
Georgia Total: Greenhouse \$209,716,263

Georgia Total: Miscellaneous Ornamental Horticulture \$3,833,869

**Farm Gate Value by Congressional District**  
For Greenhouse



**Farm Gate Value by Congressional District**  
For Miscellaneous Ornamental Horticulture



# Georgia Congressional District 10

## Turfgrass

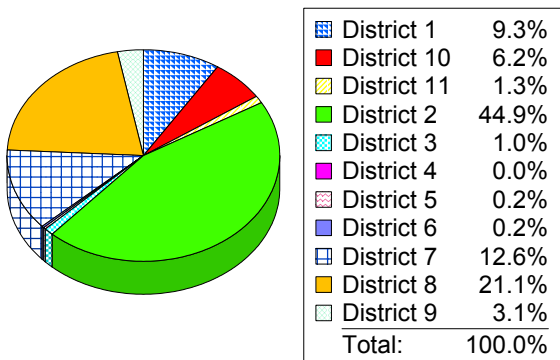
County	Acres	Yield	Price	Farm Gate Value
Baldwin	0.0	0.00	\$0	\$0
Burke	90.0	0.67	\$4,100	\$247,230
Butts	100.0	0.67	\$4,100	\$274,700
Columbia	0.0	0.00	\$0	\$0
Elbert	0.0	0.00	\$0	\$0
Emanuel	357.0	0.67	\$4,100	\$980,679
Glascocock	0.0	0.00	\$0	\$0
Greene	0.0	0.00	\$0	\$0
Hancock	0.0	0.00	\$4,100	\$0
Jasper	60.0	0.67	\$4,100	\$164,820
Jefferson	200.0	0.67	\$4,100	\$549,400
Johnson	0.0	0.00	\$0	\$0
Jones	0.0	0.00	\$0	\$0
Laurens	440.0	0.67	\$4,100	\$1,208,680
Lincoln	0.0	0.00	\$0	\$0
McDuffie	0.0	0.00	\$0	\$0
Oglethorpe	0.0	0.00	\$0	\$0
Putnam	0.0	0.00	\$0	\$0
Richmond	25.0	0.67	\$4,100	\$68,675
Warren	0.0	0.00	\$0	\$0
Washington	1,100.0	0.67	\$4,100	\$3,021,700
Wilkes	0.0	0.00	\$0	\$0
Wilkinson	0.0	0.00	\$0	\$0
<b>Turfgrass</b>	<b>2,372</b>			<b>\$6,515,884</b>

Georgia Total: Turfgrass

\$105,823,747

### Farm Gate Value by Congressional District

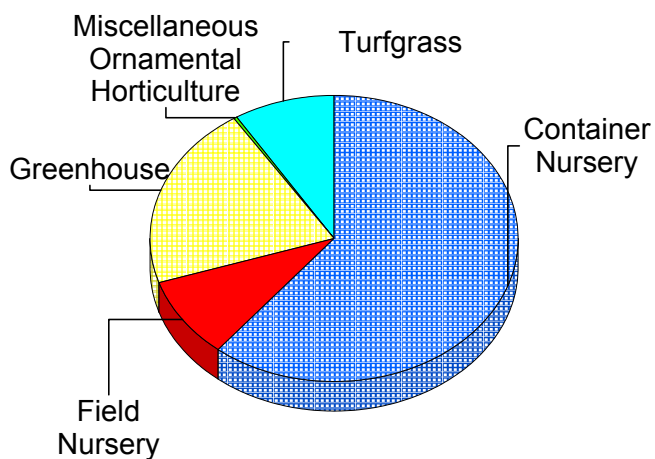
For Turfgrass








# Georgia Congressional District 10

District 10      Total      \$73,297,083  
Ornamental Horticulture

## District 10 Farm Gate Value For Ornamental Horticulture



	Container Nursery	60.7%
	Field Nursery	9.4%
	Greenhouse	20.7%
	Miscellaneous Ornamental Horticulture	0.3%
	Turfgrass	8.9%
	Total:	100.0%

# Georgia Congressional District 10

## Forestry and Related Products

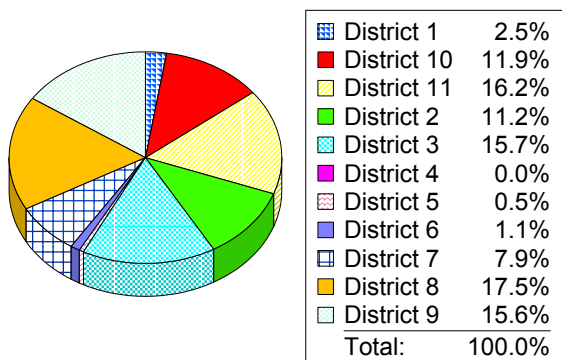
### Christmas Trees

County	Acres	Yield	Price	Farm Gate Value
Baldwin	25.0	0.25	\$10,656	\$66,600
Burke	10.0	0.25	\$10,656	\$26,640
Butts	20.0	0.25	\$10,656	\$53,280
Columbia	0.0	0.00	\$0	\$0
Elbert	0.0	0.00	\$0	\$0
Emanuel	0.0	0.00	\$0	\$0
Glascocock	0.0	0.00	\$0	\$0
Greene	0.0	0.00	\$0	\$0
Hancock	125.0	0.25	\$10,656	\$333,000
Jasper	25.0	0.25	\$10,656	\$66,600
Jefferson	40.0	0.25	\$10,656	\$106,560
Johnson	0.0	0.00	\$0	\$0
Jones	0.0	0.00	\$0	\$0
Laurens	35.0	0.25	\$10,656	\$93,240
Lincoln	0.0	0.00	\$0	\$0
McDuffie	0.0	0.00	\$0	\$0
Oglethorpe	10.0	0.25	\$10,656	\$26,640
Putnam	0.0	0.00	\$0	\$0
Richmond	35.0	0.25	\$10,656	\$93,240
Warren	4.0	0.25	\$10,656	\$10,656
Washington	0.0	0.00	\$0	\$0
Wilkes	0.0	0.00	\$0	\$0
Wilkinson	0.0	0.00	\$0	\$0
<b>Christmas Trees</b>	<b>329</b>			<b>\$876,456</b>

Georgia Total: Christmas Trees \$7,380,760

### Farm Gate Value by Congressional District

For Christmas Trees



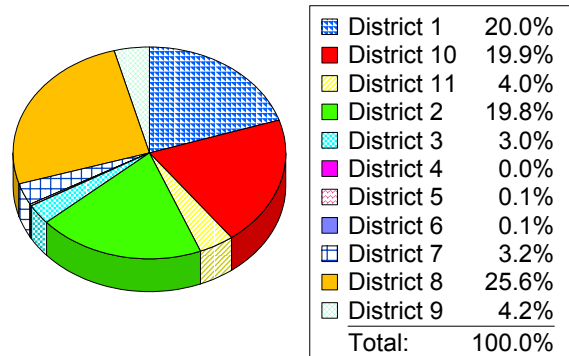
### Forestry

County	Farm Gate Value
Baldwin	\$4,582,021
Burke	\$173,318
Butts	\$2,085,248
Columbia	\$5,840,118
Elbert	\$3,008,129
Emanuel	\$14,000,000
Glascocock	\$2,093,830
Greene	\$8,421,468
Hancock	\$12,156,199
Jasper	\$2,221,342
Jefferson	\$4,504,141
Johnson	\$4,610,570
Jones	\$5,477,486
Laurens	\$8,714,437
Lincoln	\$5,780,375
McDuffie	\$3,945,584
Oglethorpe	\$5,097,955
Putnam	\$4,668,000
Richmond	\$2,100,000
Warren	\$4,092,466
Washington	\$10,971,953
Wilkes	\$12,676,863
Wilkinson	\$9,989,463
<b>Forestry</b>	<b>\$137,210,966</b>

Georgia Total: Forestry \$691,046,890

### Farm Gate Value by Congressional District

For Forestry



# Georgia Congressional District 10

## Miscellaneous Forestry

County	Farm Gate Value
Baldwin	\$0
Burke	\$0
Butts	\$0
Columbia	\$0
Elbert	\$0
Emanuel	\$915,000
Glascok	\$0
Greene	\$0
Hancock	\$0
Jasper	\$0
Jefferson	\$0
Johnson	\$0
Jones	\$0
Laurens	\$800,000
Lincoln	\$0
McDuffie	\$0
Oglethorpe	\$0
Putnam	\$0
Richmond	\$0
Warren	\$0
Washington	\$25,000
Wilkes	\$0
Wilkinson	\$0
<b>Miscellaneous Forestry</b>	<b>\$1,740,000</b>

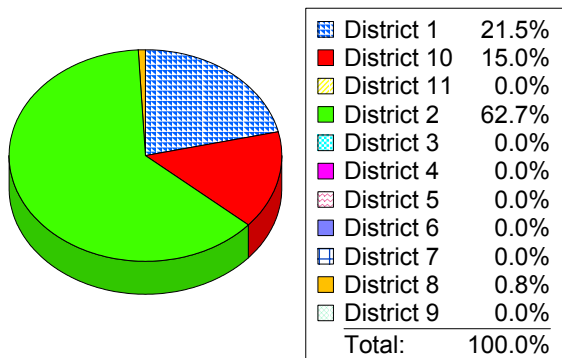
## Pine Straw

County	Acres	Price	Farm Gate Value
Baldwin	0.0	\$35.00	\$0
Burke	20,000.0	\$35.00	\$700,000
Butts	0.0	\$35.00	\$0
Columbia	0.0	\$35.00	\$0
Elbert	500.0	\$35.00	\$17,500
Emanuel	20,000.0	\$35.00	\$700,000
Glascok	0.0	\$35.00	\$0
Greene	0.0	\$35.00	\$0
Hancock	3,000.0	\$35.00	\$105,000
Jasper	50.0	\$35.00	\$1,750
Jefferson	500.0	\$35.00	\$17,500
Johnson	22,220.0	\$35.00	\$777,700
Jones	0.0	\$35.00	\$0
Laurens	50,500.0	\$35.00	\$1,767,500
Lincoln	0.0	\$35.00	\$0
McDuffie	0.0	\$35.00	\$0
Oglethorpe	0.0	\$35.00	\$0
Putnam	0.0	\$35.00	\$0
Richmond	25.0	\$35.00	\$875
Warren	1,000.0	\$35.00	\$35,000
Washington	30,000.0	\$35.00	\$1,050,000
Wilkes	0.0	\$35.00	\$0
Wilkinson	7,000.0	\$80.00	\$560,000
<b>Pine Straw</b>	<b>154,795</b>		<b>\$5,732,825</b>

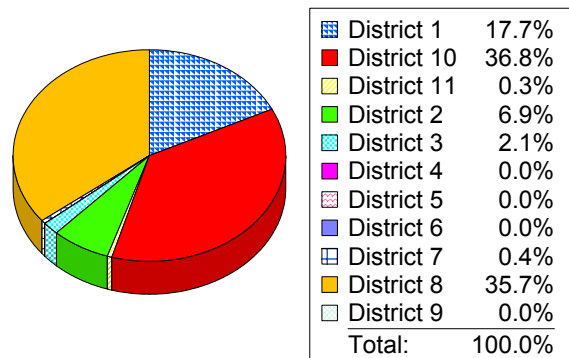
Georgia Total: Miscellaneous Forestry **\$11,622,900**

Georgia Total: Pine Straw **\$15,564,478**

**Farm Gate Value by Congressional District**  
For Miscellaneous Forestry



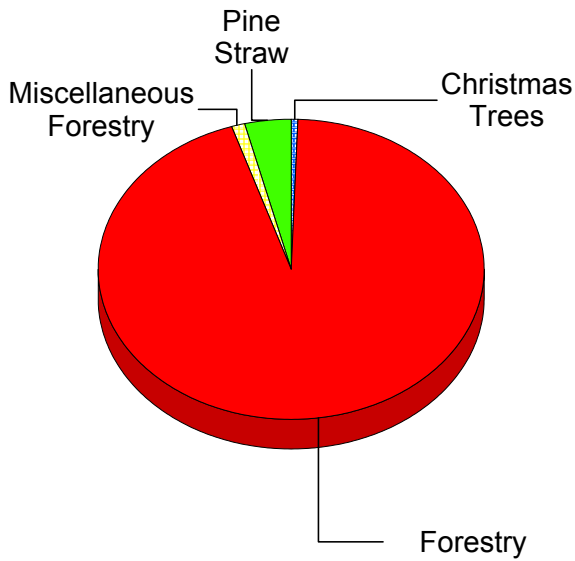
**Farm Gate Value by Congressional District**  
For Pine Straw







# Georgia Congressional District 10

District 10      Total      \$145,560,247  
Forestry and Related Prod

## District 10 Farm Gate Value For Forestry and Related Products



	Christmas Trees	0.6%
	Forestry	94.3%
	Miscellaneous Forestry	1.2%
	Pine Straw	3.9%
Total:		100.0%



# Georgia Congressional District 10

## Livestock

### Beef Cattle Finished Outside County

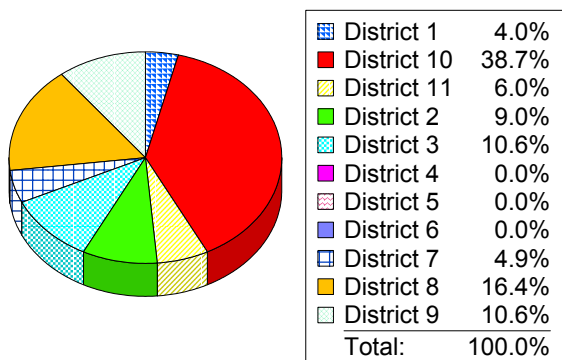
County	Head	Prod.	Price	Farm Gate Value
Baldwin	250	500.00	\$0.69	\$86,250
Burke	0	0.00	\$0.00	\$0
Butts	0	0.00	\$0.00	\$0
Columbia	0	0.00	\$0.00	\$0
Elbert	0	0.00	\$0.00	\$0
Emanuel	0	0.00	\$0.00	\$0
Glascocock	0	0.00	\$0.00	\$0
Greene	425	500.00	\$0.69	\$146,625
Hancock	1,200	500.00	\$0.69	\$414,000
Jasper	7,000	500.00	\$0.69	\$2,415,000
Jefferson	2,000	500.00	\$0.69	\$690,000
Johnson	0	0.00	\$0.00	\$0
Jones	30	500.00	\$0.69	\$10,350
Laurens	0	0.00	\$0.00	\$0
Lincoln	0	0.00	\$0.00	\$0
McDuffie	100	500.00	\$0.69	\$34,500
Oglethorpe	500	500.00	\$0.69	\$172,500
Putnam	0	0.00	\$0.00	\$0
Richmond	0	0.00	\$0.00	\$0
Warren	800	500.00	\$0.69	\$276,000
Washington	0	0.00	\$0.00	\$0
Wilkes	40	500.00	\$0.69	\$13,800
Wilkinson	0	0.00	\$0.00	\$0
<b>Beef</b>	<b>12,345</b>			<b>\$4,259,025</b>

Beef  
Outside  
County

Georgia Total: Beef Cattle Finished Outside County **\$11,019,175**

### Farm Gate Value by Congressional District

For Beef Cattle Finished Outside County



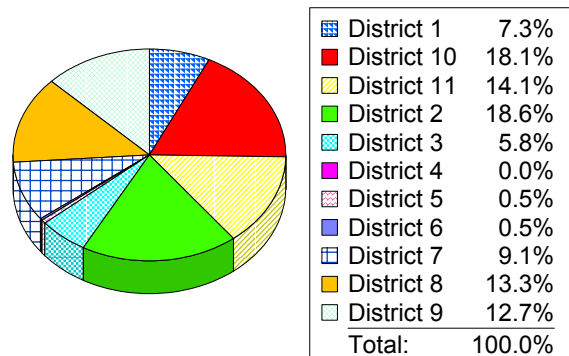
### Beef Cows

County	Head	Prod.	Price	Farm Gate Value
Baldwin	6,400	373.50	\$0.94	\$2,246,976
Burke	7,500	373.50	\$0.94	\$2,633,175
Butts	2,200	373.50	\$0.94	\$772,398
Columbia	3,000	373.50	\$0.94	\$1,053,270
Elbert	9,000	373.50	\$0.94	\$3,159,810
Emanuel	11,200	373.50	\$0.94	\$3,932,208
Glascocock	2,500	373.50	\$0.94	\$877,725
Greene	7,500	373.50	\$0.94	\$2,633,175
Hancock	3,500	373.50	\$0.94	\$1,228,815
Jasper	7,500	373.50	\$0.94	\$2,633,175
Jefferson	6,000	373.50	\$0.94	\$2,106,540
Johnson	5,500	373.50	\$0.94	\$1,930,995
Jones	8,750	373.50	\$0.94	\$3,072,038
Laurens	7,700	373.50	\$0.94	\$2,703,393
Lincoln	3,500	373.50	\$0.94	\$1,228,815
McDuffie	4,100	373.50	\$0.94	\$1,439,469
Oglethorpe	8,000	373.50	\$0.94	\$2,808,720
Putnam	12,700	373.50	\$0.94	\$4,458,843
Richmond	3,000	374.00	\$0.94	\$1,054,680
Warren	4,700	373.50	\$0.94	\$1,650,123
Washington	5,600	373.50	\$0.94	\$1,966,104
Wilkes	15,000	373.50	\$0.94	\$5,266,350
Wilkinson	1,100	373.50	\$0.94	\$386,199
<b>Beef Cows</b>	<b>145,950</b>			<b>\$51,242,996</b>

Georgia Total: Beef Cows **\$283,140,084**

### Farm Gate Value by Congressional District

For Beef Cows



# Georgia Congressional District 10

## Beef Stockers

County	Head	Prod.	Price	Farm Gate Value
Baldwin	1,450	300.00	\$0.79	\$343,650
Burke	4,875	300.00	\$0.79	\$1,155,375
Butts	500	300.00	\$0.79	\$118,500
Columbia	500	300.00	\$0.79	\$118,500
Elbert	1,000	300.00	\$0.79	\$237,000
Emanuel	1,100	300.00	\$0.79	\$260,700
Glascocock	1,500	300.00	\$0.79	\$355,500
Greene	300	300.00	\$0.79	\$71,100
Hancock	500	300.00	\$0.79	\$118,500
Jasper	500	300.00	\$0.79	\$118,500
Jefferson	4,000	300.00	\$0.79	\$948,000
Johnson	3,000	300.00	\$0.79	\$711,000
Jones	200	300.00	\$0.79	\$47,400
Laurens	2,500	300.00	\$0.79	\$592,500
Lincoln	0	0.00	\$0.00	\$0
McDuffie	800	300.00	\$0.79	\$189,600
Oglethorpe	7,000	300.00	\$0.79	\$1,659,000
Putnam	1,050	300.00	\$0.79	\$248,850
Richmond	800	300.00	\$0.79	\$189,600
Warren	1,400	300.00	\$0.79	\$331,800
Washington	2,000	300.00	\$0.79	\$474,000
Wilkes	800	300.00	\$0.79	\$189,600
Wilkinson	800	300.00	\$0.79	\$189,600
<b>Beef Stockers</b>	<b>36,575</b>			<b>\$8,668,275</b>

## Catfish

County	Pond Acres	Prod.	Price	Farm Gate Value
Baldwin	6	1,500	\$0.74	\$6,660
Burke	20	2,500	\$0.74	\$37,000
Butts	0	0	\$0.00	\$0
Columbia	2	1,200	\$0.74	\$1,776
Elbert	5	200	\$0.74	\$740
Emanuel	0	0	\$0.00	\$0
Glascocock	0	0	\$0.00	\$0
Greene	5	750	\$0.74	\$2,775
Hancock	150	500	\$0.74	\$55,500
Jasper	20	1,400	\$0.74	\$20,720
Jefferson	440	4,550	\$0.74	\$1,481,480
Johnson	17	1,432	\$0.74	\$18,015
Jones	3	1,050	\$0.74	\$2,331
Laurens	0	0	\$0.00	\$0
Lincoln	0	0	\$0.00	\$0
McDuffie	0	0	\$0.00	\$0
Oglethorpe	0	0	\$0.00	\$0
Putnam	0	0	\$0.00	\$0
Richmond	35	1,800	\$0.74	\$46,620
Warren	0	0	\$0.00	\$0
Washington	20	1,400	\$0.74	\$20,720
Wilkes	0	0	\$0.00	\$0
Wilkinson	4	1,432	\$0.74	\$4,239
<b>Catfish</b>	<b>727</b>			<b>\$1,698,575</b>

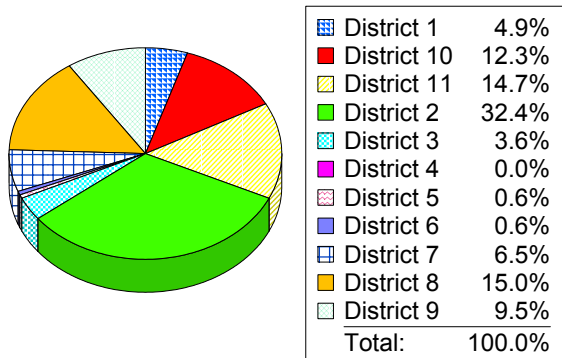
Georgia Total: Beef Stockers

\$70,366,722

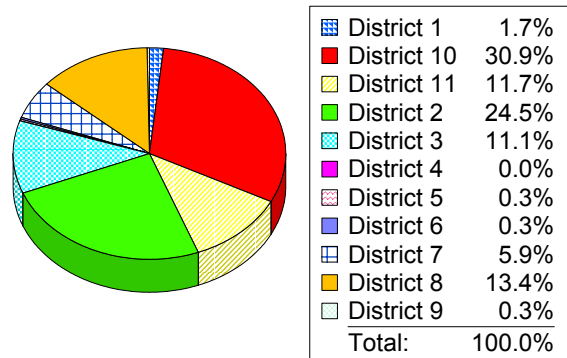
Georgia Total: Catfish

\$5,502,834

**Farm Gate Value by Congressional District**  
For Beef Stockers



**Farm Gate Value by Congressional District**  
For Catfish



# Georgia Congressional District 10

## Dairy

County	Head	Prod.	Price	Farm Gate Value
Baldwin	150	17,500	\$0.15	\$399,000
Burke	2,100	19,000	\$0.17	\$6,755,070
Butts	80	16,000	\$0.15	\$194,560
Columbia	120	16,500	\$0.15	\$300,960
Elbert	1,600	18,000	\$0.15	\$4,377,600
Emanuel	0	0	\$0.00	\$0
Glascocock	0	0	\$0.00	\$0
Greene	3,450	16,500	\$0.17	\$9,637,403
Hancock	150	9,000	\$0.15	\$205,200
Jasper	500	16,500	\$0.15	\$1,254,000
Jefferson	1,200	18,000	\$0.17	\$3,656,880
Johnson	0	0	\$0.00	\$0
Jones	1,100	18,000	\$0.15	\$3,009,600
Laurens	500	17,200	\$0.17	\$1,455,980
Lincoln	325	15,000	\$0.15	\$741,000
McDuffie	600	20,000	\$0.15	\$1,824,000
Oglethorpe	1,500	15,000	\$0.15	\$3,420,000
Putnam	9,145	16,500	\$0.15	\$22,935,660
Richmond	500	17,500	\$0.17	\$1,481,375
Warren	1,245	17,500	\$0.17	\$3,688,624
Washington	550	16,500	\$0.17	\$1,536,398
Wilkes	2,500	16,500	\$0.15	\$6,270,000
Wilkinson	0	0	\$0.00	\$0
<b>Dairy</b>	<b>27,315</b>			<b>\$73,143,309</b>

## Goats

County	Head	Prod.	Price	Farm Gate Value
Baldwin	550	1.25	\$35.00	\$24,063
Burke	1,000	1.25	\$35.00	\$43,750
Butts	75	1.25	\$35.00	\$3,281
Columbia	0	0.00	\$0.00	\$0
Elbert	500	1.25	\$35.00	\$21,875
Emanuel	2,000	1.25	\$35.00	\$87,500
Glascocock	100	1.25	\$35.00	\$4,375
Greene	150	1.25	\$35.00	\$6,563
Hancock	500	1.25	\$35.00	\$21,875
Jasper	250	1.25	\$35.00	\$10,938
Jefferson	1,000	1.25	\$35.00	\$43,750
Johnson	2,100	1.25	\$35.00	\$91,875
Jones	115	1.25	\$35.00	\$5,031
Laurens	5,000	1.25	\$35.00	\$218,750
Lincoln	600	1.25	\$35.00	\$26,250
McDuffie	600	1.25	\$35.00	\$26,250
Oglethorpe	500	1.25	\$35.00	\$21,875
Putnam	185	1.25	\$35.00	\$8,094
Richmond	500	1.25	\$35.00	\$21,875
Warren	1,500	1.25	\$35.00	\$65,625
Washington	3,500	1.25	\$35.00	\$153,125
Wilkes	400	1.25	\$35.00	\$17,500
Wilkinson	800	1.25	\$35.00	\$35,000
<b>Goats</b>	<b>21,925</b>			<b>\$959,219</b>

Georgia Total: Dairy

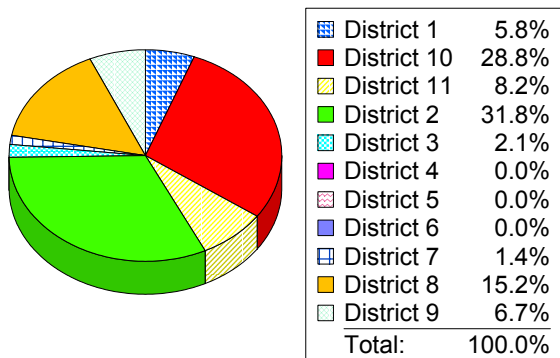
\$254,294,780

Georgia Total: Goats

\$4,520,819

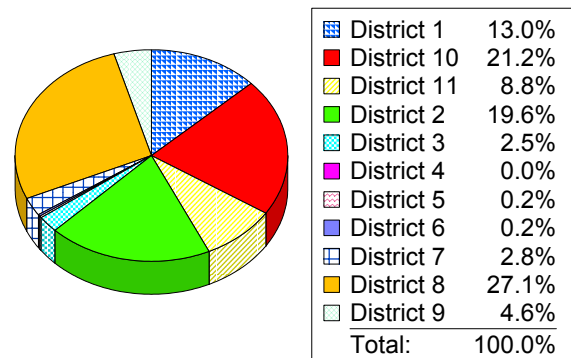
Farm Gate Value by Congressional District

For Dairy



Farm Gate Value by Congressional District

For Goats



# Georgia Congressional District 10

## Horses - Board, Breed, Train

County	Head	Price	Farm Gate Value
Baldwin	95	\$3,000	\$285,000
Burke	300	\$3,000	\$900,000
Butts	150	\$3,000	\$450,000
Columbia	700	\$3,000	\$2,100,000
Elbert	70	\$3,000	\$210,000
Emanuel	0	\$0	\$0
Glascocock	0	\$0	\$0
Greene	75	\$3,000	\$225,000
Hancock	75	\$3,000	\$225,000
Jasper	800	\$3,000	\$2,400,000
Jefferson	30	\$3,000	\$90,000
Johnson	10	\$3,000	\$30,000
Jones	100	\$3,000	\$300,000
Laurens	924	\$3,000	\$2,772,000
Lincoln	30	\$3,000	\$90,000
McDuffie	100	\$3,000	\$300,000
Oglethorpe	1,000	\$3,000	\$3,000,000
Putnam	586	\$3,000	\$1,758,000
Richmond	100	\$3,000	\$300,000
Warren	400	\$3,000	\$1,200,000
Washington	30	\$3,000	\$90,000
Wilkes	20	\$3,000	\$60,000
Wilkinson	0	\$0	\$0
<b>Horses - B, B &amp; T</b>	<b>5,595</b>		<b>\$16,785,000</b>

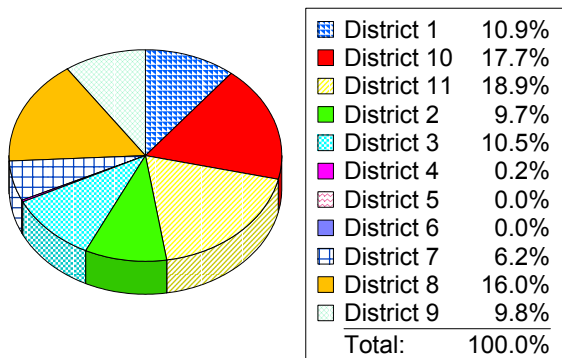
## Horses - Raised

County	Head	Price	Farm Gate Value
Baldwin	70	\$2,000	\$140,000
Burke	100	\$2,000	\$200,000
Butts	150	\$2,000	\$300,000
Columbia	500	\$2,000	\$1,000,000
Elbert	200	\$2,000	\$400,000
Emanuel	500	\$2,000	\$1,000,000
Glascocock	50	\$2,000	\$100,000
Greene	225	\$2,000	\$450,000
Hancock	35	\$2,000	\$70,000
Jasper	350	\$2,000	\$700,000
Jefferson	20	\$2,000	\$40,000
Johnson	50	\$2,000	\$100,000
Jones	75	\$2,000	\$150,000
Laurens	150	\$2,000	\$300,000
Lincoln	200	\$2,000	\$400,000
McDuffie	700	\$2,000	\$1,400,000
Oglethorpe	300	\$2,000	\$600,000
Putnam	80	\$2,000	\$160,000
Richmond	100	\$2,000	\$200,000
Warren	1,600	\$2,000	\$3,200,000
Washington	200	\$2,000	\$400,000
Wilkes	100	\$2,000	\$200,000
Wilkinson	150	\$2,000	\$300,000
<b>Horses - Raised</b>	<b>5,905</b>		<b>\$11,810,000</b>

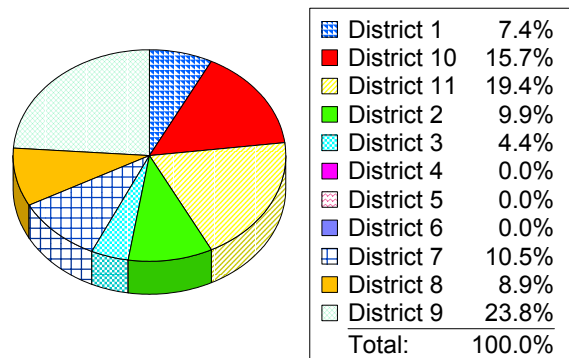
Georgia Total: Horses - Board, Breed, Train **\$94,581,000**

Georgia Total: Horses - Raised **\$75,396,000**

**Farm Gate Value by Congressional District**  
For Horses - Board, Breed, Train



**Farm Gate Value by Congressional District**  
For Horses - Raised



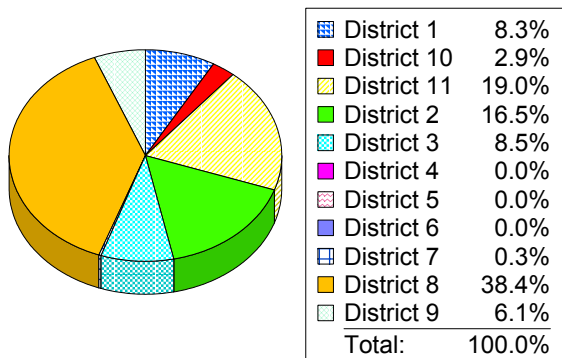
# Georgia Congressional District 10

## Miscellaneous Livestock

County	Farm Gate Value
Baldwin	\$0
Burke	\$0
Butts	\$0
Columbia	\$900,000
Elbert	\$0
Emanuel	\$13,500
Glascok	\$0
Greene	\$0
Hancock	\$0
Jasper	\$0
Jefferson	\$0
Johnson	\$0
Jones	\$0
Laurens	\$15,000
Lincoln	\$0
McDuffie	\$0
Oglethorpe	\$0
Putnam	\$0
Richmond	\$28,000
Warren	\$33,000
Washington	\$122,000
Wilkes	\$0
Wilkinson	\$0
<b>Miscellaneous Livestock</b>	<b>\$1,111,500</b>

Georgia Total: Miscellaneous Livestock \$37,803,583

**Farm Gate Value by Congressional District**  
For Miscellaneous Livestock

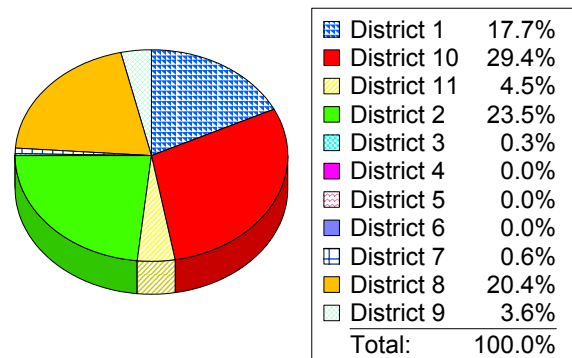


## Pork - Farrow to Finish

County	Head	Prod.	Price	Farm Gate Value
Baldwin	150	3,675	\$0.42	\$231,525
Burke	75	3,675	\$0.42	\$115,763
Butts	0	0	\$0.00	\$0
Columbia	0	0	\$0.00	\$0
Elbert	0	0	\$0.00	\$0
Emanuel	100	3,675	\$0.42	\$154,350
Glascok	300	3,675	\$0.42	\$463,050
Greene	0	0	\$0.00	\$0
Hancock	0	3,675	\$0.42	\$0
Jasper	0	0	\$0.00	\$0
Jefferson	100	3,675	\$0.42	\$154,350
Johnson	350	3,675	\$0.42	\$540,225
Jones	0	0	\$0.00	\$0
Laurens	750	3,675	\$0.42	\$1,157,625
Lincoln	0	0	\$0.00	\$0
McDuffie	250	3,675	\$0.42	\$385,875
Oglethorpe	4,200	3,675	\$0.42	\$6,482,700
Putnam	100	3,675	\$0.42	\$154,350
Richmond	0	0	\$0.00	\$0
Warren	700	3,675	\$0.42	\$1,080,450
Washington	60	3,675	\$0.42	\$92,610
Wilkes	2,900	3,675	\$0.42	\$4,476,150
Wilkinson	40	3,675	\$0.42	\$61,740
<b>Pork - Farrow to Finish</b>	<b>10,075</b>			<b>\$15,550,763</b>

Georgia Total: Pork - Farrow to Finish \$52,839,518

**Farm Gate Value by Congressional District**  
For Pork - Farrow to Finish



# Georgia Congressional District 10

## Pork - Feeder Pigs

County	Head	Prod.	Price	Farm Gate Value
Baldwin	0	0.00	\$0.00	\$0
Burke	0	0.00	\$0.00	\$0
Butts	0	0.00	\$0.00	\$0
Columbia	0	0.00	\$0.00	\$0
Elbert	0	0.00	\$0.00	\$0
Emanuel	100	750.00	\$0.72	\$54,000
Glascocock	0	0.00	\$0.00	\$0
Greene	0	0.00	\$0.00	\$0
Hancock	0	750.00	\$0.72	\$0
Jasper	0	0.00	\$0.00	\$0
Jefferson	800	750.00	\$0.72	\$432,000
Johnson	100	750.00	\$0.72	\$54,000
Jones	0	0.00	\$0.00	\$0
Laurens	0	0.00	\$0.00	\$0
Lincoln	0	0.00	\$0.00	\$0
McDuffie	0	0.00	\$0.00	\$0
Oglethorpe	2,300	750.00	\$0.72	\$1,242,000
Putnam	0	0.00	\$0.00	\$0
Richmond	150	750.00	\$0.72	\$81,000
Warren	400	750.00	\$0.72	\$216,000
Washington	20	750.00	\$0.72	\$10,800
Wilkes	0	0.00	\$0.00	\$0
Wilkinson	20	750.00	\$0.72	\$10,800
<b>Pork - Feeder Pigs</b>	<b>3,890</b>			<b>\$2,100,600</b>

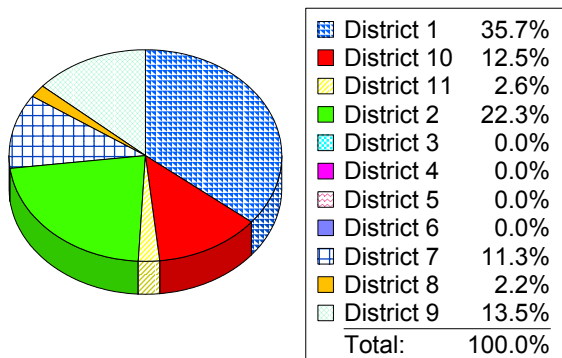
## Pork - Finishing

County	Head	Prod.	Price	Farm Gate Value
Baldwin	0	0.00	\$0.00	\$0
Burke	0	0.00	\$0.00	\$0
Butts	0	0.00	\$0.00	\$0
Columbia	0	0.00	\$0.00	\$0
Elbert	0	0.00	\$0.00	\$0
Emanuel	400	553.50	\$0.42	\$92,988
Glascocock	0	0.00	\$0.00	\$0
Greene	0	0.00	\$0.00	\$0
Hancock	0	553.50	\$0.42	\$0
Jasper	0	0.00	\$0.00	\$0
Jefferson	0	0.00	\$0.00	\$0
Johnson	0	0.00	\$0.00	\$0
Jones	0	0.00	\$0.00	\$0
Laurens	2,997	553.50	\$0.42	\$696,713
Lincoln	0	0.00	\$0.00	\$0
McDuffie	0	0.00	\$0.00	\$0
Oglethorpe	9,259	553.50	\$0.42	\$2,152,440
Putnam	0	0.00	\$0.00	\$0
Richmond	50	554.00	\$0.42	\$11,634
Warren	0	0.00	\$0.00	\$0
Washington	0	0.00	\$0.00	\$0
Wilkes	2,325	553.50	\$0.42	\$540,493
Wilkinson	0	0.00	\$0.00	\$0
<b>Pork - Finishing</b>	<b>15,031</b>			<b>\$3,494,267</b>

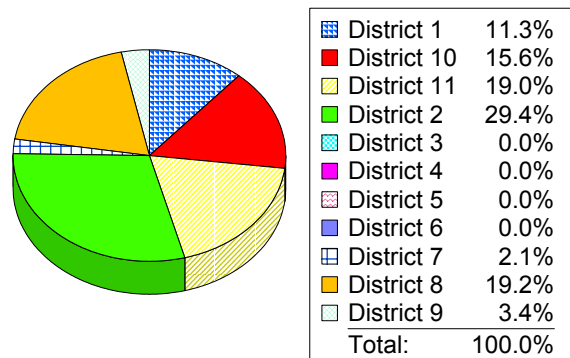
Georgia Total: Pork - Feeder Pigs \$16,798,590

Georgia Total: Pork - Finishing \$22,376,605

**Farm Gate Value by Congressional District**  
For Pork - Feeder Pigs



**Farm Gate Value by Congressional District**  
For Pork - Finishing



# Georgia Congressional District 10

## Quail

County	Head	Price	Farm Gate Value
Baldwin	0	\$0.00	\$0
Burke	125,000	\$2.85	\$356,250
Butts	0	\$0.00	\$0
Columbia	0	\$0.00	\$0
Elbert	0	\$0.00	\$0
Emanuel	3,000	\$2.85	\$8,550
Glascocok	0	\$0.00	\$0
Greene	000,000	\$2.85	\$5,700,000
Hancock	0	\$2.85	\$0
Jasper	0	\$0.00	\$0
Jefferson	0	\$0.00	\$0
Johnson	10,000	\$2.85	\$28,500
Jones	0	\$0.00	\$0
Laurens	6,000	\$2.85	\$17,100
Lincoln	0	\$0.00	\$0
McDuffie	0	\$0.00	\$0
Oglethorpe	0	\$0.00	\$0
Putnam	5,000	\$2.85	\$14,250
Richmond	0	\$0.00	\$0
Warren	0	\$0.00	\$0
Washington	20,000	\$2.85	\$57,000
Wilkes	0	\$0.00	\$0
Wilkinson	0	\$0.00	\$0
<b>Quail</b>	<b>2,169,000</b>		<b>\$6,181,650</b>

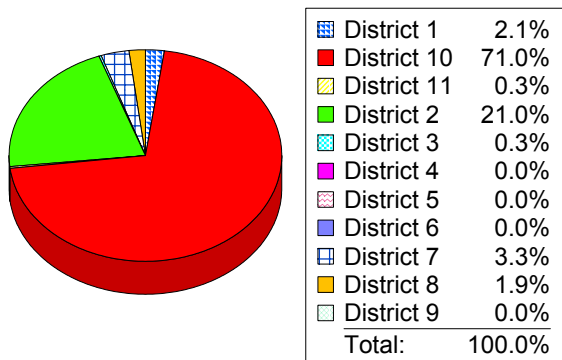
## Sheep

County	Head	Prod.	Price	Farm Gate Value
Baldwin	0	0.00	\$0.00	\$0
Burke	0	0.00	\$0.00	\$0
Butts	0	0.00	\$0.00	\$0
Columbia	0	0.00	\$0.00	\$0
Elbert	40	1.25	\$70.00	\$3,500
Emanuel	0	0.00	\$0.00	\$0
Glascocok	0	0.00	\$0.00	\$0
Greene	0	0.00	\$0.00	\$0
Hancock	100	1.25	\$70.00	\$8,750
Jasper	0	0.00	\$0.00	\$0
Jefferson	0	0.00	\$0.00	\$0
Johnson	60	1.25	\$70.00	\$5,250
Jones	0	0.00	\$0.00	\$0
Laurens	50	1.25	\$70.00	\$4,375
Lincoln	30	1.25	\$70.00	\$2,625
McDuffie	200	1.25	\$70.00	\$17,500
Oglethorpe	200	1.25	\$70.00	\$17,500
Putnam	0	0.00	\$0.00	\$0
Richmond	0	0.00	\$0.00	\$0
Warren	0	0.00	\$0.00	\$0
Washington	0	0.00	\$0.00	\$0
Wilkes	10	1.25	\$70.00	\$875
Wilkinson	0	0.00	\$0.00	\$0
<b>Sheep</b>	<b>690</b>			<b>\$60,375</b>

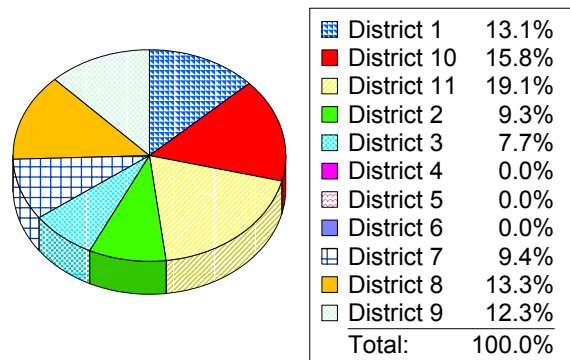
Georgia Total: Quail \$8,712,108

Georgia Total: Sheep \$381,150

Farm Gate Value by Congressional District  
For Quail



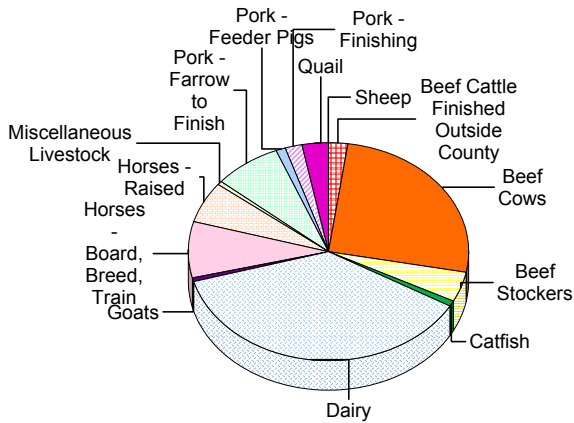
Farm Gate Value by Congressional District  
For Sheep



# Georgia Congressional District 10

District 10      Total      \$197,065,553  
 Livestock

## District 10 Farm Gate Value For Livestock



Beef Cattle Finished Outside County	2.2%
Beef Cows	26.0%
Beef Stockers	4.4%
Catfish	0.9%
Dairy	37.1%
Goats	0.5%
Horses - Board, Breed, Train	8.5%
Horses - Raised	6.0%
Miscellaneous Livestock	0.6%
Pork - Farrow to Finish	7.9%
Pork - Feeder Pigs	1.1%
Pork - Finishing	1.8%
Quail	3.1%
Sheep	0.0%
<b>Total:</b>	<b>100.0%</b>



# Georgia Congressional District 10

## Breeder Pullet Unit

County	# Houses	Avg. Cap.	Grower Price	Grower Value
Baldwin	0	0	12.00	0
Burke	0	0	12.00	0
Butts	0	0	12.00	0
Columbia	0	0	12.00	0
Elbert	0	0	12.00	0
Emanuel	0	0	12.00	0
Glascocock	0	0	12.00	0
Greene	0	0	12.00	0
Hancock	0	0	12.00	0
Jasper	500,000		12.00	6,000,000
Jefferson	0	0	12.00	0
Johnson	0	0	12.00	0
Jones	0	0	12.00	0
Laurens	0	0	12.00	0
Lincoln	0	0	12.00	0
McDuffie	0	0	12.00	0
Oglethorpe	0	0	12.00	0
Putnam	0	0	12.00	0
Richmond	0	0	12.00	0
Warren	0	0	12.00	0
Washington	0	0	12.00	0
Wilkes	0	0	12.00	0
Wilkinson	0	0	12.00	0
<b>Breeder Pullet Unit</b>	<b>5</b>			<b>\$6,000,000</b>

## Broiler

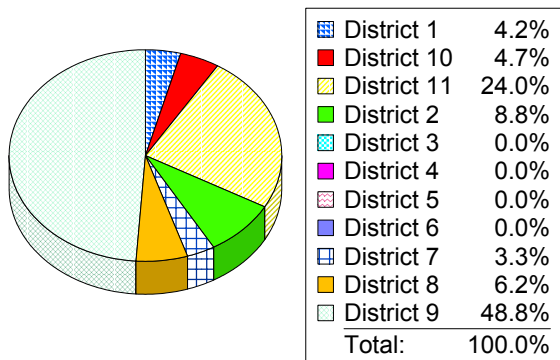
(uses a 96% survival rate)

County	# Houses	Avg. # Cap.	# Batch	Bird Weight	Grower Price	Grower Value	Integr. Price	Integr. Value
Baldwin	27	26,000	6.00	5.35	.05	1,016,743	0.32	6,922,506
Burke	0	0	0.00	0.00	.00	0.00	0.00	0
Butts	0	0	0.00	0.00	.00	0.00	0.00	0
Columbia	0	0	0.00	0.00	.00	0.00	0.00	0
Elbert	75	30,000	5.00	5.50	.05	2,791,800	0.32	19,008,000
Emanuel	0	0	0.00	0.00	.00	0.00	0.00	0
Glascocock	0	0	0.00	0.00	.00	0.00	0.00	0
Greene	58	23,900	6.25	4.97	.05	1,942,815	0.32	13,227,675
Hancock	0	0	0.00	0.00	.05	0.32	0.00	0
Jasper	18	25,600	5.50	5.35	.05	611,784	0.32	4,165,337
Jefferson	0	0	0.00	0.00	.00	0.00	0.00	0
Johnson	0	0	0.00	0.00	.00	0.00	0.00	0
Jones	24	25,600	5.50	5.35	.05	815,712	0.32	5,553,783
Laurens	0	0	0.00	0.00	.00	0.00	0.00	0
Lincoln	0	0	0.00	0.00	.00	0.00	0.00	0
McDuffie	0	0	0.00	0.00	.00	0.00	0.00	0
Oglethorpe	195	22,425	5.00	4.50	.05	4,439,343	0.32	30,225,312
Putnam	0	0	0.00	0.00	.00	0.00	0.00	0
Richmond	0	0	0.00	0.00	.00	0.00	0.00	0
Warren	0	0	0.00	0.00	.00	0.00	0.00	0
Washington	0	0	0.00	0.00	.00	0.00	0.00	0
Wilkes	49	26,500	5.50	5.35	.05	1,723,961	0.32	11,737,609
Wilkinson	6	26,800	6.00	4.70	.05	204,599	0.32	1,393,017
<b>Broiler</b>	<b>452</b>					<b>\$13,546,757</b>		<b>\$92,233,239</b>

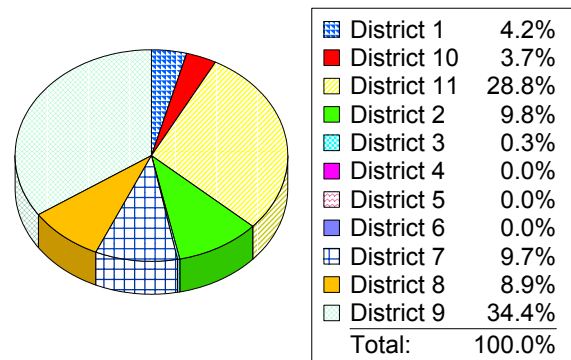
Georgia Total: Breeder Pullet Unit \$126,328,440

Georgia Total: Broiler \$2,821,451,502

Farm Gate Value by Congressional District For Breeder Pullet Unit



Farm Gate Value by Congressional District For Broiler



# Georgia Congressional District 10

## Hatching Layers

County	# Houses	Avg. Cap.	Grower Price	Grower Value
Baldwin	0	0	29.00	0
Burke	0	0	29.00	0
Butts	0	0	29.00	0
Columbia	0	0	29.00	0
Elbert	5	10,000	29.00	1,450,000
Emanuel	0	0	29.00	0
Glascocock	0	0	29.00	0
Greene	0	0	29.00	0
Hancock	0	0	29.00	0
Jasper	0	0	29.00	0
Jefferson	0	0	29.00	0
Johnson	0	0	29.00	0
Jones	0	0	29.00	0
Laurens	0	0	29.00	0
Lincoln	0	0	29.00	0
McDuffie	0	0	29.00	0
Oglethorpe	25	10,000	29.00	7,250,000
Putnam	0	0	29.00	0
Richmond	0	0	29.00	0
Warren	0	0	29.00	0
Washington	0	0	29.00	0
Wilkes	0	0	29.00	0
Wilkinson	0	0	29.00	0
<b>Hatching Layers</b>	<b>30</b>		<b>\$8,700,000</b>	

## Table Layers

County	# Houses	Avg. Cap.	Grower Price	Grower Value
Baldwin	0	0	9.50	0
Burke	0	0	9.50	0
Butts	0	0	9.50	0
Columbia	0	0	9.50	0
Elbert	0	0	9.50	0
Emanuel	0	0	9.50	0
Glascocock	0	0	9.50	0
Greene	0	0	9.50	0
Hancock	0	0	9.50	0
Jasper	15	70,000	9.50	14,915,000
Jefferson	0	0	9.50	0
Johnson	0	0	9.50	0
Jones	0	0	9.50	0
Laurens	0	0	9.50	0
Lincoln	0	0	9.50	0
McDuffie	0	0	9.50	0
Oglethorpe	0	0	9.50	0
Putnam	12	10,000	9.50	1,140,000
Richmond	0	0	9.50	0
Warren	0	0	9.50	0
Washington	0	0	9.50	0
Wilkes	0	0	9.50	0
Wilkinson	0	0	9.50	0
<b>Table Layers</b>	<b>13</b>		<b>\$16,055,000</b>	

Georgia Total: Hatching Layers

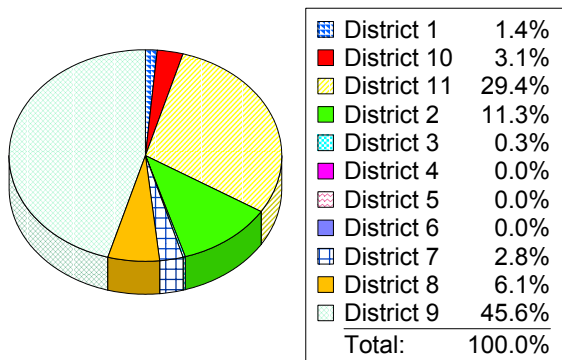
\$279,734,820

Georgia Total: Table Layers

\$119,410,393

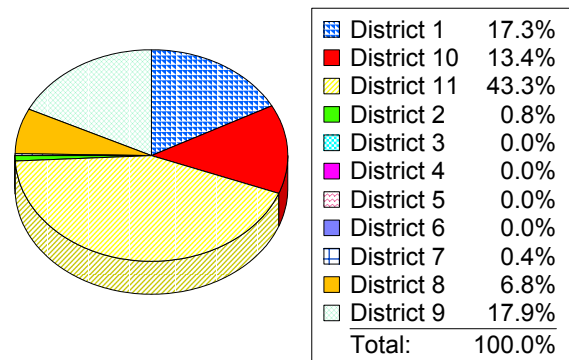
### Farm Gate Value by Congressional District

For Hatching Layers



### Farm Gate Value by Congressional District

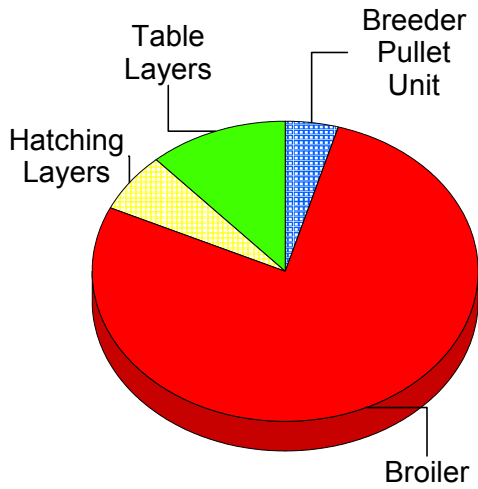
For Table Layers







# Georgia Congressional District 10

District 10 Poultry and Eggs      Total      \$136,534,996

## District 10 Farm Gate Value For Broilers



	Breeder Pullet Unit	4.4%
	Broiler	77.5%
	Hatching Layers	6.4%
	Table Layers	11.8%
Total:		100.0%

# Georgia Congressional District 10

## Other

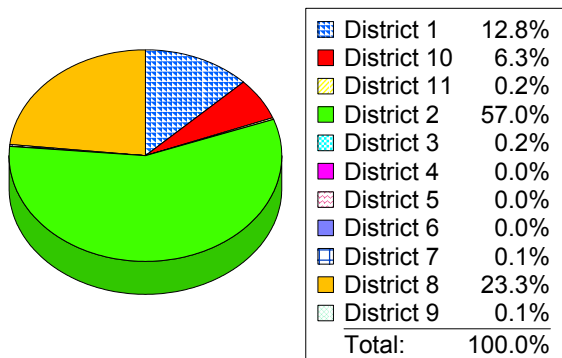
### Crop Insurance

County	Farm Gate Value
Baldwin	\$901
Burke	\$1,357,024
Butts	\$944
Columbia	\$0
Elbert	\$23,942
Emanuel	\$2,363,805
Glascocock	\$54,376
Greene	\$0
Hancock	\$0
Jasper	\$1,285
Jefferson	\$1,422,195
Johnson	\$418,768
Jones	\$0
Laurens	\$1,473,812
Lincoln	\$0
McDuffie	\$0
Oglethorpe	\$709
Putnam	\$0
Richmond	\$11,319
Warren	\$0
Washington	\$428,501
Wilkes	\$0
Wilkinson	\$166,440
<b>Crop Insurance</b>	<b>\$7,724,021</b>

Georgia Total: Crop Insurance \$122,416,851

### Farm Gate Value by Congressional District

For Crop Insurance



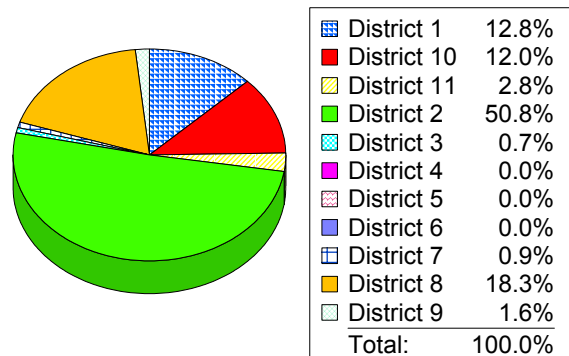
## Government Payments

County	Farm Gate Value
Baldwin	\$209,322
Burke	\$7,955,836
Butts	\$168,427
Columbia	\$118,045
Elbert	\$1,230,938
Emanuel	\$5,408,119
Glascocock	\$350,000
Greene	\$919,927
Hancock	\$345,243
Jasper	\$308,827
Jefferson	\$3,067,245
Johnson	\$1,776,417
Jones	\$239,821
Laurens	\$4,889,328
Lincoln	\$344,624
McDuffie	\$449,259
Oglethorpe	\$500,000
Putnam	\$1,403,503
Richmond	\$251,322
Warren	\$721,240
Washington	\$1,200,000
Wilkes	\$1,607,000
Wilkinson	\$14,017
<b>Government Payments</b>	<b>\$33,478,460</b>

Georgia Total: Government Payments \$278,485,126

### Farm Gate Value by Congressional District

For Government Payments



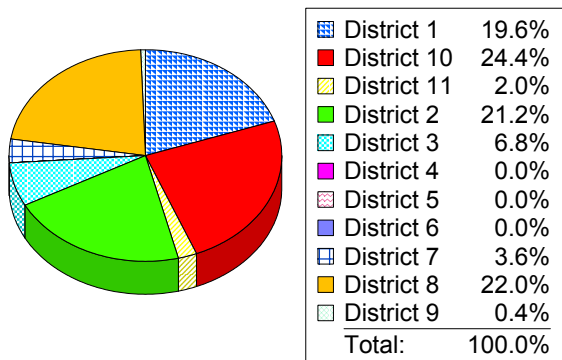
# Georgia Congressional District 10

## Hunting Leases - Deer

County	Acres	Farm Gate	
		Price	Value
Baldwin	24,500	\$8.00	\$196,000
Burke	400,000	\$8.00	\$3,200,000
Butts	10,000	\$8.00	\$80,000
Columbia	60,000	\$8.00	\$480,000
Elbert	100,000	\$10.00	\$1,000,000
Emanuel	200,000	\$8.00	\$1,600,000
Glascocock	13,000	\$8.00	\$104,000
Greene	15,575	\$8.00	\$124,600
Hancock	15,000	\$8.00	\$120,000
Jasper	100,000	\$8.00	\$800,000
Jefferson	30,000	\$8.00	\$240,000
Johnson	21,000	\$8.00	\$168,000
Jones	33,500	\$8.00	\$268,000
Laurens	200,000	\$8.00	\$1,600,000
Lincoln	4,000	\$8.00	\$32,000
McDuffie	50,000	\$8.00	\$400,000
Oglethorpe	30,000	\$8.00	\$240,000
Putnam	191,000	\$8.00	\$1,528,000
Richmond	15,000	\$8.00	\$120,000
Warren	110,000	\$8.00	\$880,000
Washington	220,000	\$8.00	\$1,760,000
Wilkes	200,000	\$8.00	\$1,600,000
Wilkinson	100,000	\$8.00	\$800,000
<b>Hunting Leases - Deer</b>	<b>2,142,575</b>		<b>\$17,340,600</b>

Georgia Total: Hunting Leases - Deer \$71,202,528

**Farm Gate Value by Congressional District**  
For Hunting Leases - Deer

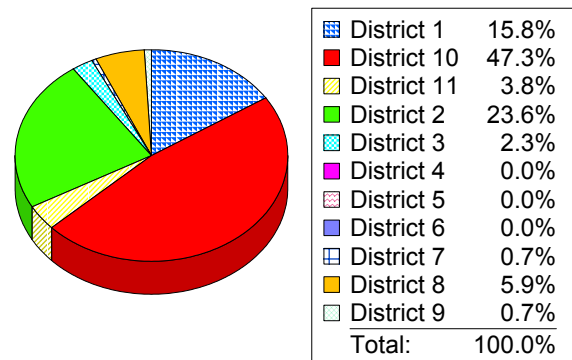


## Hunting Leases - Duck

County	Acres	Farm Gate	
		Price	Value
Baldwin	0	\$0.00	\$0
Burke	5,000	\$50.00	\$250,000
Butts	0	\$0.00	\$0
Columbia	0	\$0.00	\$0
Elbert	0	\$0.00	\$0
Emanuel	0	\$0.00	\$0
Glascocock	0	\$0.00	\$0
Greene	50	\$50.00	\$2,500
Hancock	0	\$50.00	\$0
Jasper	0	\$0.00	\$0
Jefferson	0	\$0.00	\$0
Johnson	0	\$0.00	\$0
Jones	0	\$0.00	\$0
Laurens	0	\$0.00	\$0
Lincoln	0	\$0.00	\$0
McDuffie	0	\$0.00	\$0
Oglethorpe	0	\$0.00	\$0
Putnam	550	\$50.00	\$27,500
Richmond	500	\$50.00	\$25,000
Warren	150	\$50.00	\$7,500
Washington	200	\$50.00	\$10,000
Wilkes	0	\$0.00	\$0
Wilkinson	0	\$0.00	\$0
<b>Hunting Leases - Duck</b>	<b>6,450</b>		<b>\$322,500</b>

Georgia Total: Hunting Leases - Duck \$682,500

**Farm Gate Value by Congressional District**  
For Hunting Leases - Duck



# Georgia Congressional District 10

## Hunting Leases - Turkey

County	Acres	Price	Farm Gate Value
Baldwin	4,000	\$2.00	\$8,000
Burke	150,000	\$2.00	\$300,000
Butts	10,000	\$2.00	\$20,000
Columbia	60,000	\$2.00	\$120,000
Elbert	20,000	\$2.00	\$40,000
Emanuel	10,000	\$2.00	\$20,000
Glascocock	8,000	\$2.00	\$16,000
Greene	575	\$2.00	\$1,150
Hancock	7,500	\$2.00	\$15,000
Jasper	5,000	\$2.00	\$10,000
Jefferson	0	\$0.00	\$0
Johnson	4,000	\$2.00	\$8,000
Jones	28,000	\$2.00	\$56,000
Laurens	8,000	\$2.00	\$16,000
Lincoln	1,000	\$2.00	\$2,000
McDuffie	0	\$0.00	\$0
Oglethorpe	20,000	\$2.00	\$40,000
Putnam	191,000	\$2.00	\$382,000
Richmond	2,000	\$2.00	\$4,000
Warren	110,000	\$2.00	\$220,000
Washington	35,000	\$2.00	\$70,000
Wilkes	200,000	\$2.00	\$400,000
Wilkinson	0	\$0.00	\$0
<b>Hunting Leases - Turkey</b>	<b>874,075</b>		<b>\$1,748,150</b>

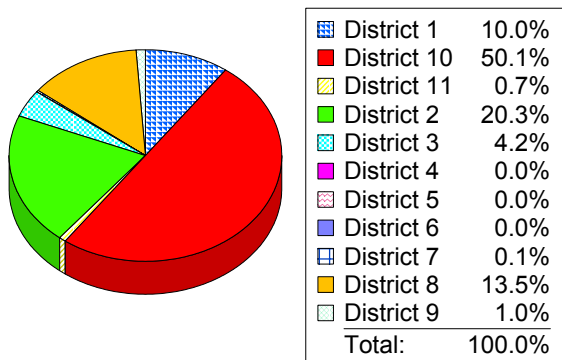
Georgia Total: Hunting Leases - Turkey \$3,487,636

## Miscellaneous

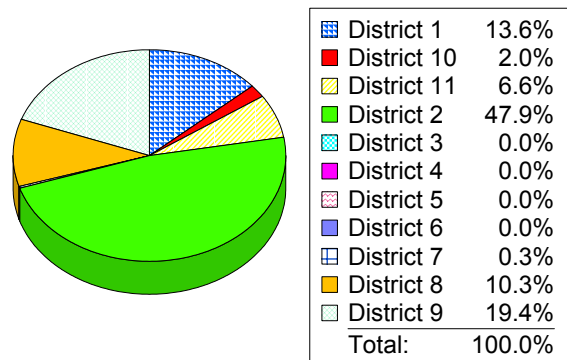
County	Farm Gate Value
Baldwin	\$0
Burke	\$0
Butts	\$0
Columbia	\$0
Elbert	\$0
Emanuel	\$0
Glascocock	\$0
Greene	\$0
Hancock	\$0
Jasper	\$0
Jefferson	\$0
Johnson	\$10,000
Jones	\$0
Laurens	\$280,000
Lincoln	\$0
McDuffie	\$32,000
Oglethorpe	\$27,000
Putnam	\$0
Richmond	\$165,000
Warren	\$20,000
Washington	\$2,000
Wilkes	\$0
Wilkinson	\$4,000
<b>Miscellaneous</b>	<b>\$540,000</b>

Georgia Total: Miscellaneous \$27,636,730

**Farm Gate Value by Congressional District**  
For Hunting Leases - Turkey



**Farm Gate Value by Congressional District**  
For Miscellaneous

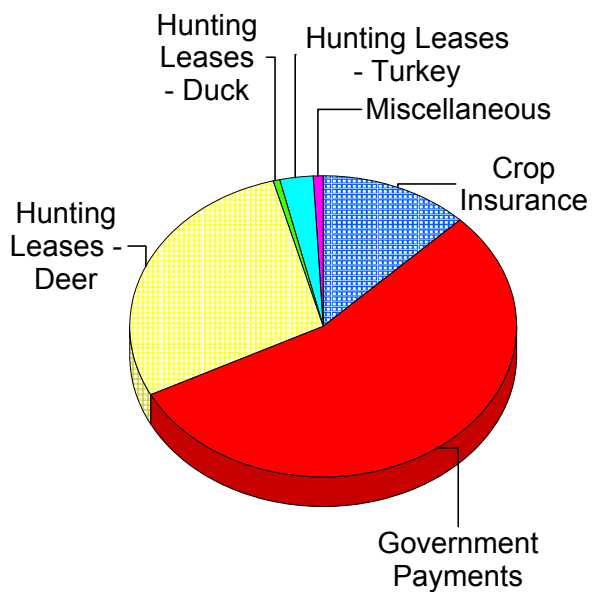


# Georgia Congressional District 10

District 10	Total	<u>\$61,153,731</u>
Other		

## District 10 Farm Gate Value

For Other



	Crop Insurance	12.6%
	Government Payments	54.7%
	Hunting Leases - Deer	28.4%
	Hunting Leases - Duck	0.5%
	Hunting Leases - Turkey	2.9%
	Miscellaneous	0.9%
	Miscellaneous Other	0.0%
Total:		100.0%