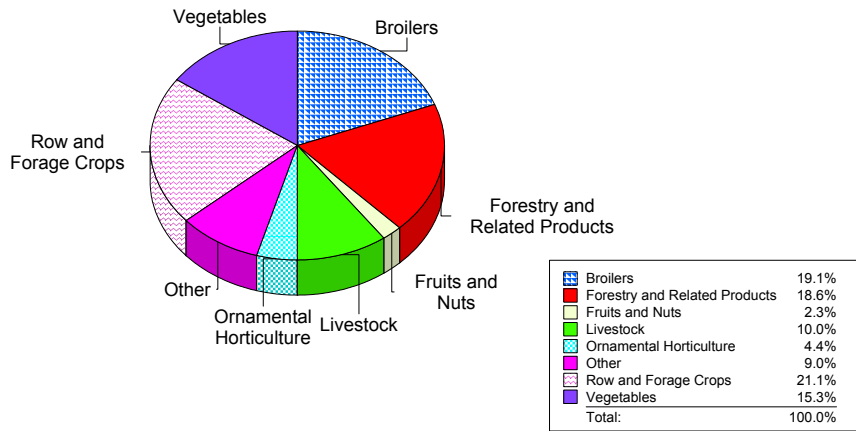


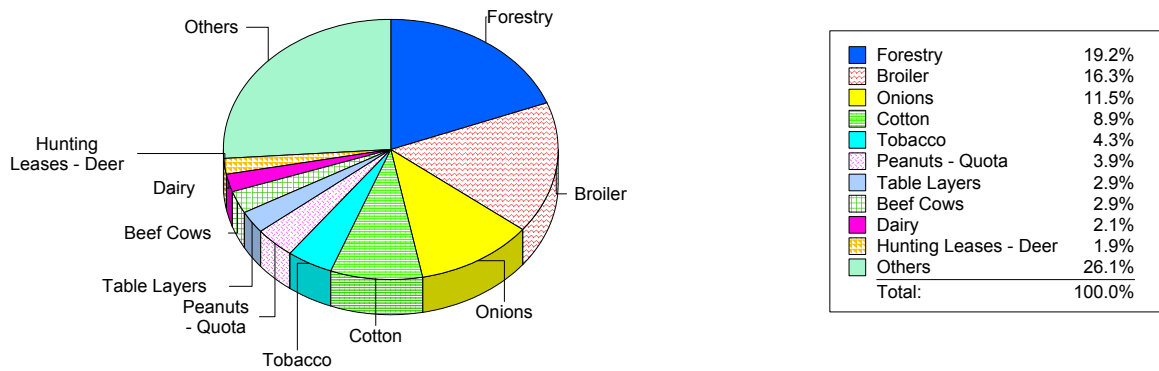
2000 Farm Gate Value, Summary Tables

County	Farm Gate Value
Brantley	30,463,328
Bryan	7,744,091
Bulloch	119,736,343
Camden	17,856,347
Candler	46,843,455
Chatham	3,657,729
Effingham	23,441,401
Evans	44,434,649
Glynn	11,938,767
Jenkins	35,385,579
Liberty	5,443,159
Long	16,449,549
McIntosh	13,919,145
Pierce	55,428,971
Screven	42,052,108
Tattnall	179,302,999
Toombs	62,295,332
Wayne	53,105,659
District 1	769,498,609

Total Farm Gate Value
For District 1



Top Ten Commodities
For District 1



	Broilers	Forestry and Related Products	Fruits and Nuts	Livestock	Ornamental Horticulture	Other	Row and Forage Crops	Vegetables	Total Farm Gate
District 1	\$147,025,193	\$143,510,535	\$17,838,026	\$77,235,170	\$34,093,587	\$69,549,286	\$162,626,299	\$117,620,513	\$769,498,609
District 2	\$321,069,490	\$146,284,324	\$96,265,489	\$207,169,539	\$121,906,840	\$240,498,036	\$725,511,521	\$386,605,458	\$2,245,310,696
District 3	\$10,470,720	\$22,058,567	\$3,785,650	\$42,768,825	\$30,611,773	\$7,031,035	\$8,688,378	\$1,250,570	\$126,665,518
District 4	\$0	\$173,308	\$0	\$216,000	\$1,909,500	\$0	\$0	\$0	\$2,298,808
District 5	\$0	\$1,061,585	\$136,010	\$1,759,667	\$25,203,365	\$19,234	\$137,045	\$0	\$28,316,906
District 6	\$0	\$1,101,545	\$136,010	\$1,759,667	\$26,799,860	\$19,234	\$137,045	\$0	\$29,953,361
District 7	\$286,279,615	\$23,058,092	\$233,713	\$51,796,547	\$31,829,220	\$5,379,006	\$16,435,774	\$710,831	\$415,722,798
District 8	\$285,427,546	\$184,073,770	\$74,530,791	\$142,603,381	\$61,709,566	\$98,516,453	\$365,511,421	\$115,523,807	\$1,327,896,735
District 9	\$1,182,551,506	\$29,867,181	\$8,788,079	\$95,815,637	\$44,916,690	\$10,352,341	\$15,651,091	\$7,319,665	\$1,395,262,190
District 10	\$136,534,996	\$145,560,247	\$5,729,820	\$197,065,553	\$73,297,083	\$61,153,731	\$113,114,880	\$5,045,600	\$737,501,909
District 11	\$977,566,089	\$28,865,874	\$2,746,633	\$119,542,981	\$83,281,000	\$11,393,015	\$22,261,286	\$1,320,668	\$1,246,977,545
Georgia	\$3,346,925,155	\$725,615,027	\$210,190,220	\$937,732,966	\$535,558,482	\$503,911,371	\$1,430,074,743	\$635,397,111	\$8,325,405,075

Georgia Congressional District 1

Row and Forage Crops

Barley

County	Acres	Yield	Price	Farm Gate Value
Brantley	0.0	0.0	\$2.36	\$0
Bryan	0.0	0.0	\$2.36	\$0
Bulloch	0.0	0.0	\$0.00	\$0
Camden	0.0	0.0	\$2.36	\$0
Candler	0.0	0.0	\$2.36	\$0
Chatham	0.0	0.0	\$2.36	\$0
Effingham	0.0	0.0	\$2.36	\$0
Evans	0.0	0.0	\$2.36	\$0
Glynn	0.0	0.0	\$2.36	\$0
Jenkins	0.0	0.0	\$2.36	\$0
Liberty	0.0	0.0	\$2.36	\$0
Long	0.0	0.0	\$2.36	\$0
McIntosh	0.0	0.0	\$2.36	\$0
Pierce	0.0	0.0	\$2.36	\$0
Screven	0.0	0.0	\$2.36	\$0
Tattnall	0.0	0.0	\$2.36	\$0
Toombs	0.0	0.0	\$2.36	\$0
Wayne	0.0	0.0	\$2.36	\$0
Barley	0			\$0

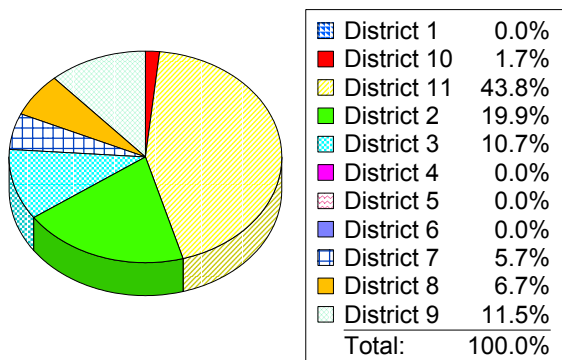
Corn

County	Acres	Yield	Price	Farm Gate Value
Brantley	1,000.0	60.0	\$2.15	\$129,000
Bryan	443.0	35.0	\$2.15	\$33,336
Bulloch	16,000.0	62.0	\$2.15	\$2,132,800
Camden	0.0	0.0	\$2.15	\$0
Candler	2,281.0	40.0	\$2.15	\$196,166
Chatham	150.0	25.0	\$2.15	\$8,063
Effingham	7,000.0	40.0	\$2.15	\$602,000
Evans	1,495.0	85.0	\$2.15	\$273,211
Glynn	0.0	0.0	\$2.15	\$0
Jenkins	3,160.0	70.0	\$2.15	\$475,580
Liberty	140.0	95.0	\$2.15	\$28,595
Long	550.0	105.0	\$2.15	\$124,163
McIntosh	0.0	0.0	\$2.15	\$0
Pierce	7,500.0	107.0	\$2.15	\$1,725,375
Screven	9,462.0	107.0	\$2.15	\$2,176,733
Tattnall	4,500.0	90.0	\$2.15	\$870,750
Toombs	2,143.0	60.0	\$2.15	\$276,447
Wayne	3,100.0	75.0	\$2.42	\$562,650
Corn	58,924			\$9,614,868

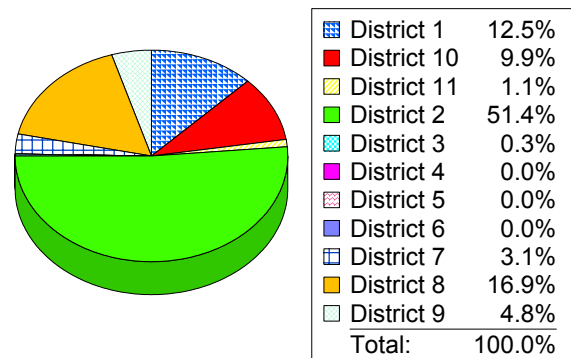
Georgia Total \$132,849

Georgia Total \$77,023,882

Farm Gate Value by Congressional District For Barley



Farm Gate Value by Congressional District For Corn



Georgia Congressional District 1

Cotton

County	Acres	Yield	Price	Farm Gate Value
Brantley	97.8	480.0	\$0.68	\$31,922
Bryan	839.0	510.0	\$0.68	\$290,965
Bulloch	43,500.0	560.0	\$0.68	\$16,564,800
Camden	0.0	0.0	\$0.68	\$0
Candler	16,000.0	685.0	\$0.68	\$7,452,800
Chatham	0.0	0.0	\$0.68	\$0
Effingham	2,650.0	525.0	\$0.68	\$946,050
Evans	4,800.0	625.0	\$0.68	\$2,040,000
Glynn	0.0	0.0	\$0.68	\$0
Jenkins	19,142.0	550.0	\$0.68	\$7,159,108
Liberty	6.5	580.0	\$0.68	\$2,564
Long	616.0	583.0	\$0.68	\$244,207
McIntosh	0.0	0.0	\$0.68	\$0
Pierce	20,000.0	675.0	\$0.68	\$9,180,000
Screven	25,975.0	350.0	\$0.68	\$6,182,050
Tattnall	9,000.0	580.0	\$0.68	\$3,549,600
Toombs	7,732.0	650.0	\$0.68	\$3,417,544
Wayne	14,350.0	670.0	\$0.68	\$6,537,860
Cotton	164,708			\$63,599,470

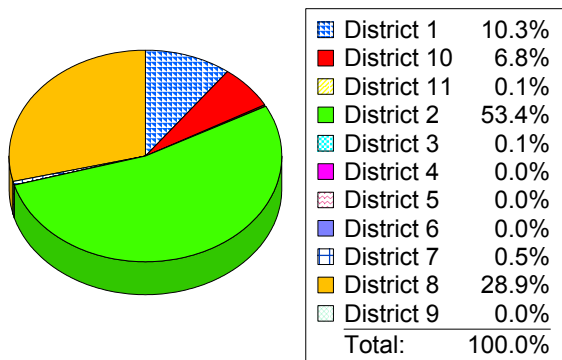
Hay

County	Acres	Yield	Price	Farm Gate Value
Brantley	2,050.0	2.5	\$55.00	\$281,875
Bryan	0.0	0.0	\$0.00	\$0
Bulloch	5,000.0	2.0	\$55.00	\$550,000
Camden	25.0	2.5	\$55.00	\$3,438
Candler	7,500.0	4.0	\$55.00	\$1,650,000
Chatham	350.0	1.0	\$55.00	\$19,250
Effingham	3,000.0	2.5	\$55.00	\$412,500
Evans	1,500.0	2.5	\$55.00	\$206,250
Glynn	20.0	2.5	\$55.00	\$2,750
Jenkins	6,000.0	4.0	\$55.00	\$1,320,000
Liberty	600.0	2.0	\$55.00	\$66,000
Long	450.0	3.0	\$55.00	\$74,250
McIntosh	11.0	3.0	\$55.00	\$1,815
Pierce	10,000.0	5.0	\$55.00	\$2,750,000
Screven	2,700.0	2.5	\$55.00	\$371,250
Tattnall	10,000.0	2.5	\$55.00	\$1,375,000
Toombs	3,500.0	2.0	\$55.00	\$385,000
Wayne	2,800.0	3.5	\$55.00	\$539,000
Hay	55,506			\$10,008,378

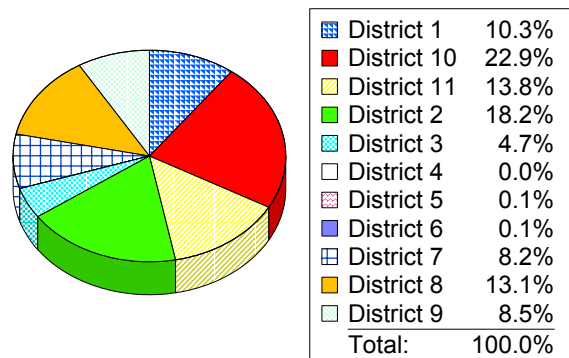
Georgia Total \$618,817,220

Georgia Total \$97,526,076

Farm Gate Value by Congressional District
For Cotton



Farm Gate Value by Congressional District
For Hay



Georgia Congressional District 1

Miscellaneous Row Crops

County	Farm Gate Value
Brantley	\$36,720
Bryan	\$0
Bulloch	\$0
Camden	\$0
Candler	\$0
Chatham	\$0
Effingham	\$0
Evans	\$0
Glynn	\$0
Jenkins	\$462,000
Liberty	\$0
Long	\$0
McIntosh	\$0
Pierce	\$936,000
Screven	\$0
Tattnall	\$0
Toombs	\$10,000
Wayne	\$0
Miscellaneous Row Crops	\$1,444,720

Georgia Total \$9,439,059

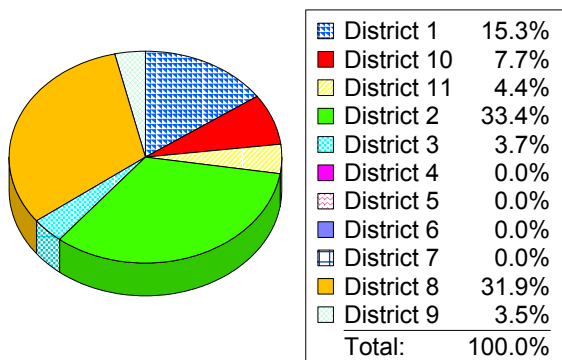
Oats

County	Acres	Yield	Price	Farm Gate Value
Brantley	120.0	50.0	\$1.25	\$7,500
Bryan	20.0	28.0	\$1.25	\$700
Bulloch	1,500.0	60.0	\$1.25	\$112,500
Camden	0.0	0.0	\$0.00	\$0
Candler	1,200.0	80.0	\$1.25	\$120,000
Chatham	0.0	0.0	\$0.00	\$0
Effingham	80.0	60.0	\$1.25	\$6,000
Evans	30.0	60.0	\$1.25	\$2,250
Glynn	0.0	0.0	\$0.00	\$0
Jenkins	1,150.0	60.0	\$1.25	\$86,250
Liberty	0.0	0.0	\$0.00	\$0
Long	0.0	0.0	\$0.00	\$0
McIntosh	0.0	0.0	\$0.00	\$0
Pierce	350.0	35.0	\$1.25	\$15,313
Screven	1,196.0	70.0	\$1.25	\$104,650
Tattnall	100.0	70.0	\$1.25	\$8,750
Toombs	550.0	85.0	\$1.25	\$58,438
Wayne	750.0	75.0	\$1.25	\$70,313
Oats	7,046			\$592,663

Georgia Total \$4,378,925

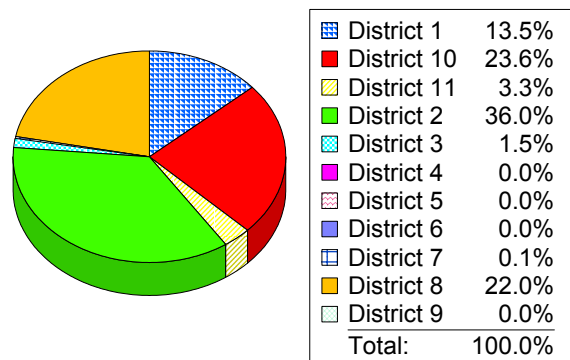
Farm Gate Value by Congressional District

For Miscellaneous Row Crops



Farm Gate Value by Congressional District

For Oats



Georgia Congressional District 1

Peanuts - Additional

County	Acres	Yield	Price	Farm Gate Value
Brantley	0.0	0	\$0.000	\$0
Bryan	0.0	0	\$0.000	\$0
Bulloch	20,000.0	590	\$0.180	\$2,124,000
Camden	0.0	0	\$0.000	\$0
Candler	308.0	3,000	\$0.180	\$166,320
Chatham	0.0	0	\$0.000	\$0
Effingham	100.0	2,250	\$0.180	\$40,500
Evans	175.0	2,700	\$0.180	\$85,050
Glynn	0.0	0	\$0.000	\$0
Jenkins	0.0	0	\$0.000	\$0
Liberty	0.0	0	\$0.000	\$0
Long	0.0	0	\$0.000	\$0
McIntosh	0.0	0	\$0.000	\$0
Pierce	0.0	0	\$0.000	\$0
Screven	1,500.0	2,152	\$0.180	\$581,040
Tattnall	0.0	0	\$0.000	\$0
Toombs	250.0	2,630	\$0.180	\$118,350
Wayne	2,000.0	2,150	\$0.180	\$774,000
Peanuts - Additional	24,333			\$3,889,260

Peanuts - Quota

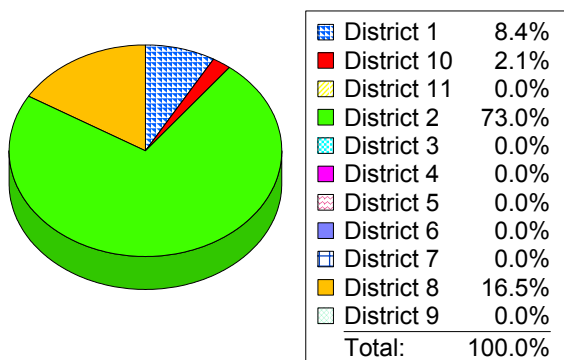
County	Acres	Yield	Price	Farm Gate Value
Brantley	0.0	0	\$0.000	\$0
Bryan	890.0	1,970	\$0.305	\$534,757
Bulloch	18,000.0	2,400	\$0.305	\$13,176,000
Camden	0.0	0	\$0.000	\$0
Candler	2,000.0	3,000	\$0.305	\$1,830,000
Chatham	0.0	0	\$0.000	\$0
Effingham	1,850.0	2,250	\$0.305	\$1,269,563
Evans	1,100.0	2,900	\$0.305	\$972,950
Glynn	0.0	0	\$0.000	\$0
Jenkins	3,039.0	3,200	\$0.305	\$2,966,064
Liberty	0.0	0	\$0.000	\$0
Long	0.0	0	\$0.000	\$0
McIntosh	0.0	0	\$0.000	\$0
Pierce	0.0	0	\$0.000	\$0
Screven	6,000.0	2,151	\$0.305	\$3,936,330
Tattnall	1,716.0	2,750	\$0.305	\$1,439,295
Toombs	1,272.0	2,630	\$0.305	\$1,020,335
Wayne	950.0	2,400	\$0.305	\$695,400
Peanuts - Quota	36,817			\$27,840,693

Georgia Total \$46,377,049

Georgia Total \$353,238,840

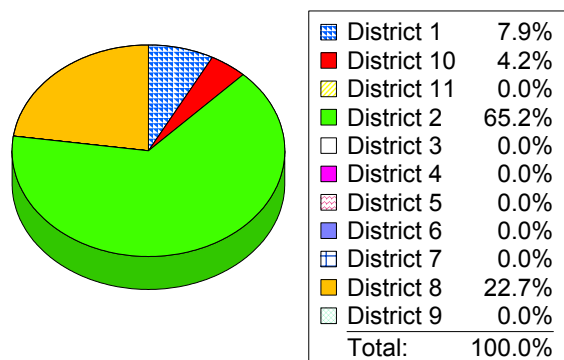
Farm Gate Value by Congressional District

For Peanuts - Additional



Farm Gate Value by Congressional District

For Peanuts - Quota



Georgia Congressional District 1

Rye

County	Acres	Yield	Price	Farm Gate Value
Brantley	10.0	20.0	\$6.00	\$1,200
Bryan	20.0	20.0	\$6.00	\$2,400
Bulloch	3,500.0	35.0	\$6.00	\$735,000
Camden	0.0	0.0	\$0.00	\$0
Candler	5,500.0	25.0	\$6.00	\$825,000
Chatham	0.0	0.0	\$0.00	\$0
Effingham	1,000.0	27.0	\$6.00	\$162,000
Evans	75.0	25.0	\$6.00	\$11,250
Glynn	0.0	0.0	\$0.00	\$0
Jenkins	1,002.0	35.0	\$6.00	\$210,420
Liberty	0.0	0.0	\$0.00	\$0
Long	0.0	0.0	\$0.00	\$0
McIntosh	0.0	0.0	\$0.00	\$0
Pierce	750.0	40.0	\$6.00	\$180,000
Screven	4,583.0	26.0	\$6.00	\$714,948
Tattnall	400.0	26.0	\$6.00	\$62,400
Toombs	350.0	26.0	\$6.00	\$54,600
Wayne	1,200.0	35.0	\$6.00	\$252,000
Rye	18,390			\$3,211,218

Silage

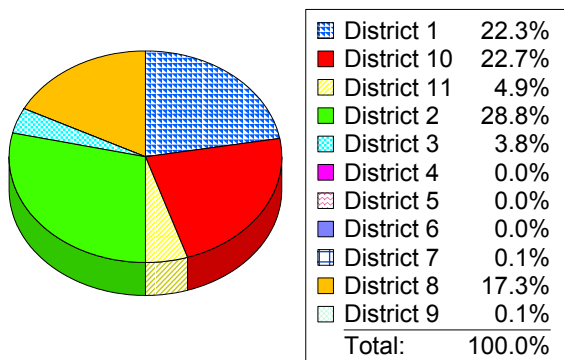
County	Acres	Yield	Price	Farm Gate Value
Brantley	0.0	0.0	\$0.00	\$0
Bryan	0.0	0.0	\$0.00	\$0
Bulloch	0.0	0.0	\$0.00	\$0
Camden	0.0	0.0	\$0.00	\$0
Candler	150.0	9.0	\$21.00	\$28,350
Chatham	0.0	0.0	\$0.00	\$0
Effingham	150.0	12.0	\$21.00	\$37,800
Evans	0.0	0.0	\$0.00	\$0
Glynn	0.0	0.0	\$0.00	\$0
Jenkins	4,700.0	8.0	\$21.00	\$789,600
Liberty	0.0	0.0	\$0.00	\$0
Long	0.0	0.0	\$0.00	\$0
McIntosh	0.0	0.0	\$0.00	\$0
Pierce	1,200.0	20.0	\$21.00	\$504,000
Screven	100.0	15.0	\$21.00	\$31,500
Tattnall	200.0	15.0	\$21.00	\$63,000
Toombs	1,000.0	12.0	\$21.00	\$252,000
Wayne	150.0	10.0	\$21.00	\$31,500
Silage	7,650			\$1,737,750

Georgia Total \$14,406,249

Georgia Total \$14,849,158

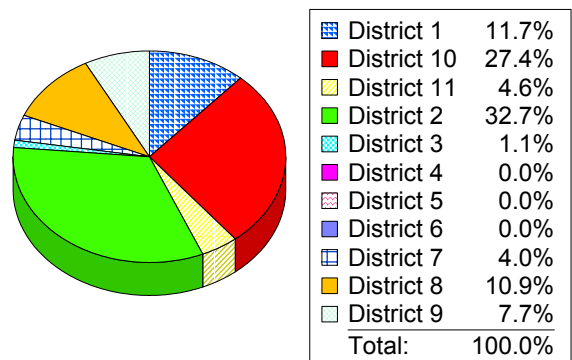
Farm Gate Value by Congressional District

For Rye



Farm Gate Value by Congressional District

For Silage



Georgia Congressional District 1

Sorghum

County	Acres	Yield	Price	Farm Gate Value
Brantley	0.0	0.0	\$0.00	\$0
Bryan	0.0	0.0	\$0.00	\$0
Bulloch	0.0	0.0	\$0.00	\$0
Camden	0.0	0.0	\$0.00	\$0
Candler	500.0	30.0	\$1.90	\$28,500
Chatham	0.0	0.0	\$0.00	\$0
Effingham	30.0	35.0	\$1.90	\$1,995
Evans	89.0	40.0	\$1.90	\$6,764
Glynn	0.0	0.0	\$0.00	\$0
Jenkins	91.0	60.0	\$1.90	\$10,374
Liberty	25.0	45.0	\$1.90	\$2,138
Long	0.0	0.0	\$0.00	\$0
McIntosh	0.0	0.0	\$0.00	\$0
Pierce	0.0	0.0	\$0.00	\$0
Screven	82.0	45.0	\$1.90	\$7,011
Tattnall	200.0	45.0	\$1.90	\$17,100
Toombs	125.0	45.0	\$1.90	\$10,688
Wayne	75.0	45.0	\$1.90	\$6,413
Sorghum	1,217			\$90,982

Soybeans

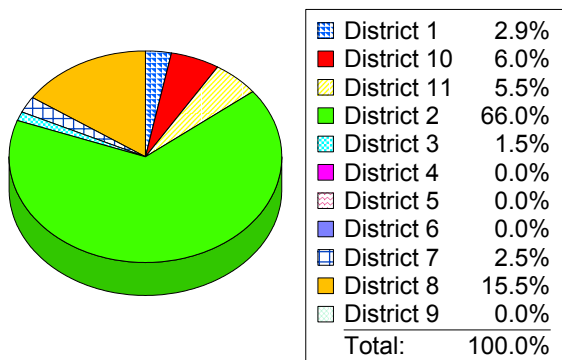
County	Acres	Yield	Price	Farm Gate Value
Brantley	301.0	20.0	\$5.30	\$31,906
Bryan	632.0	19.0	\$5.30	\$63,642
Bulloch	15,000.0	22.0	\$5.30	\$1,749,000
Camden	0.0	0.0	\$0.00	\$0
Candler	2,400.0	30.0	\$5.30	\$381,600
Chatham	0.0	0.0	\$0.00	\$0
Effingham	3,000.0	25.0	\$5.30	\$397,500
Evans	1,600.0	25.0	\$5.30	\$212,000
Glynn	0.0	0.0	\$0.00	\$0
Jenkins	1,905.0	24.0	\$5.30	\$242,316
Liberty	135.0	24.0	\$5.30	\$17,172
Long	446.0	30.0	\$5.30	\$70,914
McIntosh	0.0	0.0	\$0.00	\$0
Pierce	1,200.0	25.0	\$5.30	\$159,000
Screven	8,865.0	15.0	\$5.30	\$704,768
Tattnall	13,000.0	35.0	\$5.30	\$2,411,500
Toombs	2,750.0	15.0	\$5.30	\$218,625
Wayne	900.0	31.0	\$5.30	\$147,870
Soybeans	52,134			\$6,807,813

Georgia Total \$3,093,190

Georgia Total \$22,945,319

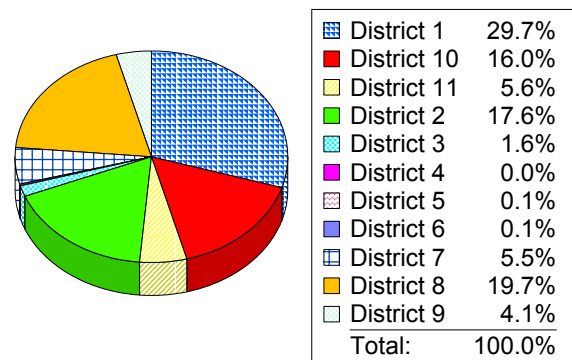
Farm Gate Value by Congressional District

For Sorghum



Farm Gate Value by Congressional District

For Soybeans



Georgia Congressional District 1

Straw

County	Acres	Yield	Price	Farm Gate Value
Brantley	8.0	67.0	\$2.00	\$1,072
Bryan	0.0	0.0	\$0.00	\$0
Bulloch	2,000.0	8.0	\$2.00	\$32,000
Camden	0.0	0.0	\$0.00	\$0
Candler	0.0	0.0	\$0.00	\$0
Chatham	0.0	0.0	\$0.00	\$0
Effingham	0.0	0.0	\$0.00	\$0
Evans	0.0	0.0	\$0.00	\$0
Glynn	0.0	0.0	\$0.00	\$0
Jenkins	50.0	6.0	\$2.00	\$600
Liberty	0.0	0.0	\$0.00	\$0
Long	0.0	0.0	\$0.00	\$0
McIntosh	0.0	0.0	\$0.00	\$0
Pierce	300.0	80.0	\$2.00	\$48,000
Screven	300.0	75.0	\$2.00	\$45,000
Tattnall	60.0	75.0	\$2.00	\$9,000
Toombs	1,200.0	75.0	\$2.00	\$180,000
Wayne	100.0	80.0	\$2.00	\$16,000
Straw	4,018			\$331,672

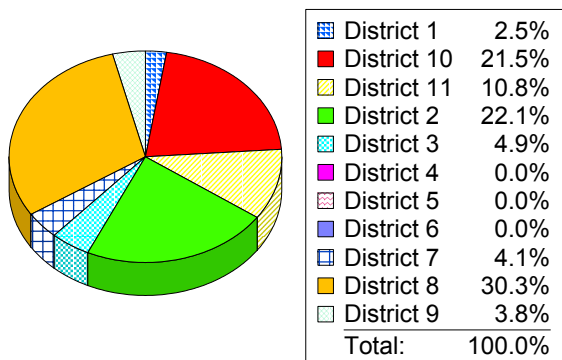
Tobacco

County	Acres	Yield	Price	Farm Gate Value
Brantley	384.1	2,051	\$1.70	\$1,339,333
Bryan	62.0	2,010	\$1.70	\$211,854
Bulloch	1,600.0	2,300	\$1.70	\$6,256,000
Camden	0.0	0	\$0.00	\$0
Candler	871.0	2,300	\$1.70	\$3,405,610
Chatham	0.0	0	\$0.00	\$0
Effingham	100.0	2,200	\$1.70	\$374,000
Evans	332.0	2,600	\$1.70	\$1,467,440
Glynn	0.0	0	\$0.00	\$0
Jenkins	36.0	2,000	\$1.70	\$122,400
Liberty	59.0	2,230	\$1.70	\$223,669
Long	130.0	2,230	\$1.70	\$492,830
McIntosh	0.0	0	\$0.00	\$0
Pierce	1,350.0	2,450	\$1.70	\$5,622,750
Screven	34.0	2,230	\$1.70	\$128,894
Tattnall	1,332.0	2,300	\$1.70	\$5,208,120
Toombs	822.0	2,475	\$1.70	\$3,458,565
Wayne	540.0	2,700	\$1.70	\$2,478,600
Tobacco	7,652			\$30,790,065

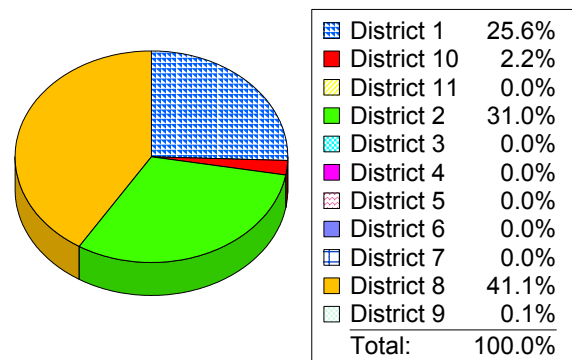
Georgia Total \$13,507,534

Georgia Total \$120,363,272

Farm Gate Value by Congressional District
For Straw



Farm Gate Value by Congressional District
For Tobacco



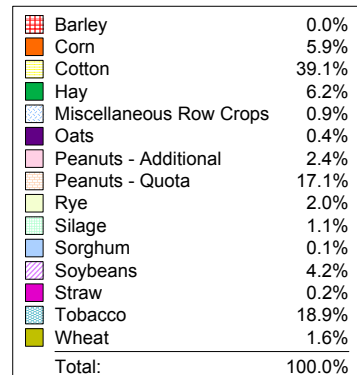
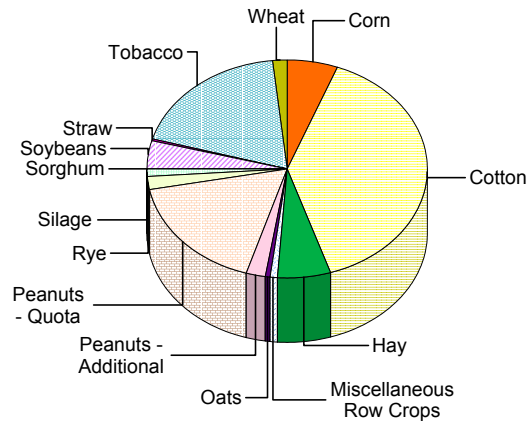
Georgia Congressional District 1

Wheat

County	Acres	Yield	Price	Farm Gate Value
Brantley	0.0	0.0	\$0.00	\$0
Bryan	0.0	0.0	\$0.00	\$0
Bulloch	7,500.0	58.0	\$2.70	\$1,174,500
Camden	0.0	0.0	\$0.00	\$0
Candler	3,500.0	60.0	\$2.70	\$567,000
Chatham	25.0	40.0	\$2.70	\$2,700
Effingham	350.0	40.0	\$2.70	\$37,800
Evans	88.0	45.0	\$2.70	\$10,692
Glynn	0.0	0.0	\$0.00	\$0
Jenkins	2,395.0	55.0	\$2.70	\$355,658
Liberty	0.0	0.0	\$0.00	\$0
Long	0.0	0.0	\$0.00	\$0
McIntosh	0.0	0.0	\$0.00	\$0
Pierce	600.0	40.0	\$2.70	\$64,800
Screven	1,358.0	50.0	\$2.70	\$183,330
Tattnall	1,000.0	50.0	\$2.70	\$135,000
Toombs	350.0	54.0	\$2.70	\$51,030
Wayne	520.0	60.0	\$2.70	\$84,240
Wheat	17,686			\$2,666,750

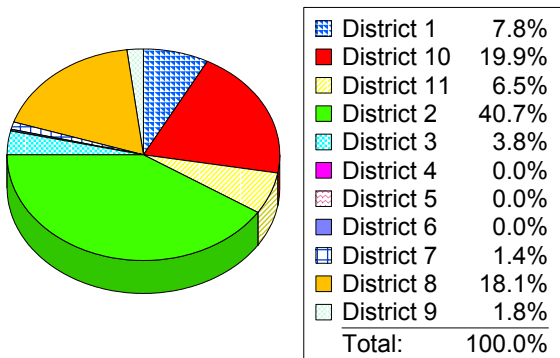
District 1 Total \$162,626,299
 Row and Forage Crops

District 1 Farm Gate Value For Row and Forage Crops



Georgia Total **\$33,976,120**

Farm Gate Value by Congressional District For Wheat



Georgia Congressional District 1

Fruits and Nuts

Apples

County	Acres	Yield	Price	Farm Gate Value
Brantley	0.0	0.0	\$14.00	\$0
Bryan	0.0	0.0	\$14.00	\$0
Bulloch	0.0	0.0	\$14.00	\$0
Camden	0.0	0.0	\$14.00	\$0
Candler	0.0	0.0	\$14.00	\$0
Chatham	0.0	0.0	\$14.00	\$0
Effingham	0.0	0.0	\$14.00	\$0
Evans	0.0	0.0	\$14.00	\$0
Glynn	0.0	0.0	\$14.00	\$0
Jenkins	0.0	0.0	\$14.00	\$0
Liberty	0.0	0.0	\$14.00	\$0
Long	0.0	0.0	\$14.00	\$0
McIntosh	0.0	0.0	\$14.00	\$0
Pierce	0.0	0.0	\$14.00	\$0
Screven	0.0	0.0	\$14.00	\$0
Tattnall	0.0	0.0	\$14.00	\$0
Toombs	0.0	0.0	\$14.00	\$0
Wayne	0.0	0.0	\$14.00	\$0
Apples	0			\$0

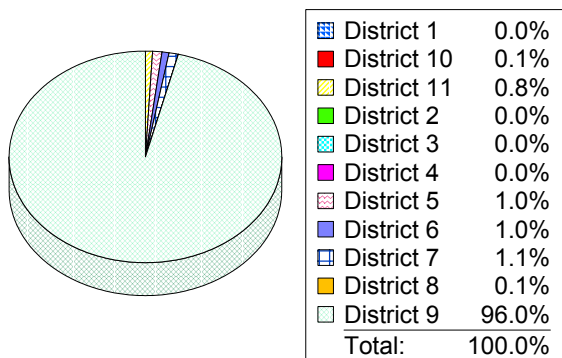
Georgia Total \$6,933,102

Blueberries - Fresh

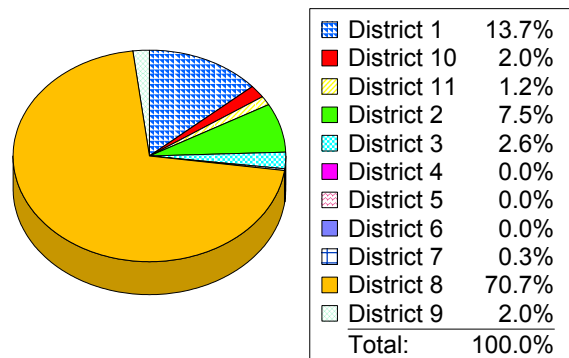
County	Acres	Yield	Price	Farm Gate Value
Brantley	36.0	833	\$1.25	\$37,485
Bryan	0.0	0	\$0.00	\$0
Bulloch	3.0	6,100	\$1.25	\$22,875
Camden	1.0	2,500	\$1.25	\$3,125
Candler	40.0	2,000	\$1.25	\$100,000
Chatham	5.0	160	\$1.25	\$1,000
Effingham	10.0	2,250	\$1.25	\$28,125
Evans	5.0	2,500	\$1.25	\$15,625
Glynn	0.0	0	\$0.00	\$0
Jenkins	0.0	0	\$0.00	\$0
Liberty	3.0	2,500	\$1.25	\$9,375
Long	81.0	2,500	\$1.25	\$253,125
McIntosh	12.0	2,500	\$1.25	\$37,500
Pierce	300.0	3,000	\$1.25	\$1,125,000
Screven	0.0	0	\$0.00	\$0
Tattnall	10.0	2,500	\$1.25	\$31,250
Toombs	10.0	2,500	\$1.25	\$31,250
Wayne	285.0	800	\$1.25	\$285,000
Blueberries - Fresh	801			\$1,980,735

Georgia Total \$14,474,504

Farm Gate Value by Congressional District
For Apples



Farm Gate Value by Congressional District
For Blueberries - Fresh



Georgia Congressional District 1

Blueberries - Frozen

County	Acres	Yield	Price	Farm Gate Value
Brantley	36.0	277	\$0.60	\$5,983
Bryan	0.0	0	\$0.00	\$0
Bulloch	0.0	0	\$0.00	\$0
Camden	0.0	0	\$0.00	\$0
Candler	0.0	0	\$0.00	\$0
Chatham	0.0	0	\$0.00	\$0
Effingham	0.0	0	\$0.00	\$0
Evans	0.0	0	\$0.00	\$0
Glynn	6.0	2,500	\$0.60	\$9,000
Jenkins	0.0	0	\$0.00	\$0
Liberty	0.0	0	\$0.00	\$0
Long	0.0	0	\$0.00	\$0
McIntosh	0.0	0	\$0.00	\$0
Pierce	250.0	5,000	\$0.60	\$750,000
Screven	0.0	0	\$0.00	\$0
Tattnall	0.0	0	\$0.00	\$0
Toombs	0.0	0	\$0.00	\$0
Wayne	285.0	1,800	\$0.60	\$307,800

Blueberries - 577
Frozen

\$1,072,783

Grapes

County	Acres	Yield	Price	Farm Gate Value
Brantley	0.0	0	\$0.00	\$0
Bryan	0.0	0	\$0.00	\$0
Bulloch	18.0	5,600	\$0.78	\$78,120
Camden	2.0	5,500	\$0.78	\$8,525
Candler	3.5	12,000	\$0.78	\$32,550
Chatham	0.0	0	\$0.00	\$0
Effingham	0.0	0	\$0.00	\$0
Evans	2.0	5,000	\$0.78	\$7,750
Glynn	2.0	5,500	\$0.78	\$8,525
Jenkins	0.0	0	\$0.00	\$0
Liberty	0.0	0	\$0.00	\$0
Long	5.0	2,800	\$0.78	\$10,850
McIntosh	0.0	0	\$0.00	\$0
Pierce	0.0	0	\$0.00	\$0
Screven	200.0	5,000	\$0.78	\$775,000
Tattnall	5.0	5,500	\$0.78	\$21,313
Toombs	20.0	4,500	\$0.78	\$69,750
Wayne	15.0	5,000	\$0.78	\$58,125

Grapes 273

\$1,070,508

Georgia Total

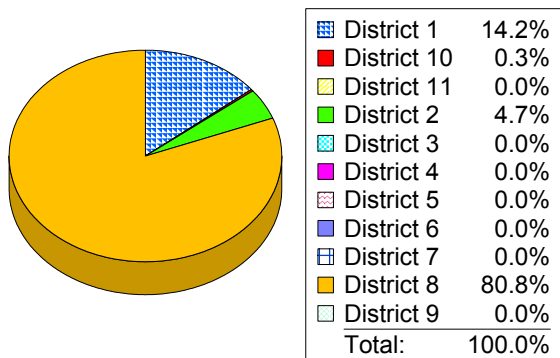
\$7,549,540

Georgia Total

\$6,902,468

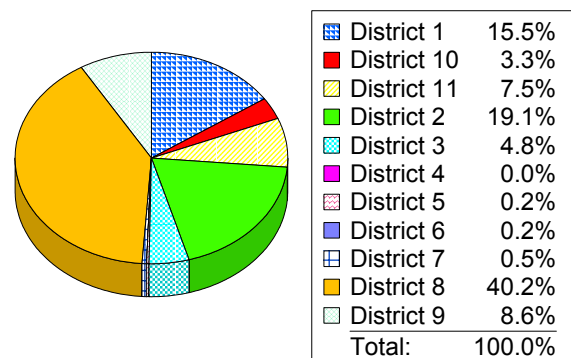
Farm Gate Value by Congressional District

For Blueberries - Frozen



Farm Gate Value by Congressional District

For Grapes



Georgia Congressional District 1

Miscellaneous Fruit and Nut

County	Farm Gate Value
Brantley	\$0
Bryan	\$0
Bulloch	\$8,000
Camden	\$0
Candler	\$0
Chatham	\$0
Effingham	\$0
Evans	\$48,000
Glynn	\$0
Jenkins	\$0
Liberty	\$0
Long	\$0
McIntosh	\$0
Pierce	\$390,000
Screven	\$0
Tattnall	\$0
Toombs	\$0
Wayne	\$0
Miscellaneous Fruits/Nuts	\$446,000

Georgia Total \$1,407,245

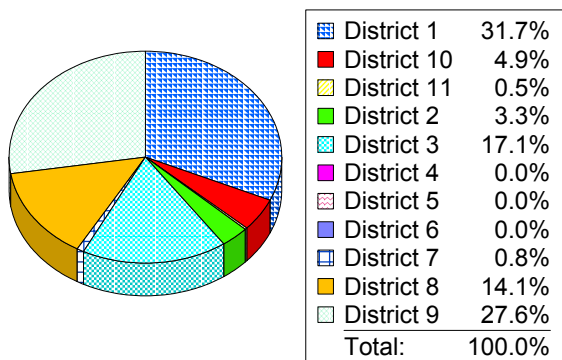
Peaches

County	Acres	Yield	Price	Farm Gate Value
Brantley	5.0	3,600	\$0.33	\$5,940
Bryan	0.0	0	\$0.00	\$0
Bulloch	22.0	4,200	\$0.33	\$30,492
Camden	0.0	0	\$0.00	\$0
Candler	0.0	0	\$0.00	\$0
Chatham	0.0	0	\$0.00	\$0
Effingham	0.0	0	\$0.00	\$0
Evans	0.0	0	\$0.00	\$0
Glynn	0.0	0	\$0.00	\$0
Jenkins	0.0	0	\$0.00	\$0
Liberty	0.0	0	\$0.00	\$0
Long	0.0	0	\$0.00	\$0
McIntosh	0.0	0	\$0.00	\$0
Pierce	150.0	9,500	\$0.33	\$470,250
Screven	6.0	300	\$0.33	\$594
Tattnall	40.0	4,000	\$0.33	\$52,800
Toombs	0.0	0	\$0.00	\$0
Wayne	10.0	11,000	\$0.33	\$36,300
Peaches	233			\$596,376

Georgia Total \$39,922,063

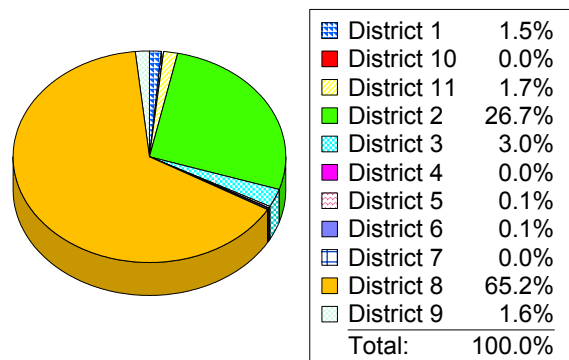
Farm Gate Value by Congressional District

For Miscellaneous Fruit and Nut



Farm Gate Value by Congressional District

For Peaches



Georgia Congressional District 1

Pecans

County	Acres	Yield	Price	Farm Gate Value
Brantley	100.0	400	\$1.30	\$52,000
Bryan	0.0	0	\$0.00	\$0
Bulloch	1,500.0	650	\$1.30	\$1,267,500
Camden	0.0	0	\$0.00	\$0
Candler	1,500.0	1,300	\$1.30	\$2,535,000
Chatham	0.0	0	\$0.00	\$0
Effingham	50.0	800	\$1.30	\$52,000
Evans	387.0	600	\$1.30	\$301,860
Glynn	0.0	0	\$0.00	\$0
Jenkins	600.0	400	\$1.30	\$312,000
Liberty	0.0	0	\$0.00	\$0
Long	3.8	800	\$1.30	\$3,952
McIntosh	0.0	0	\$0.00	\$0
Pierce	1,600.0	1,200	\$1.30	\$2,496,000
Screven	2,000.0	480	\$1.30	\$1,248,000
Tattnall	3,500.0	650	\$1.30	\$2,957,500
Toombs	600.0	800	\$1.30	\$624,000
Wayne	225.0	1,200	\$1.30	\$351,000
Pecans	12,066			\$12,200,812

Strawberries

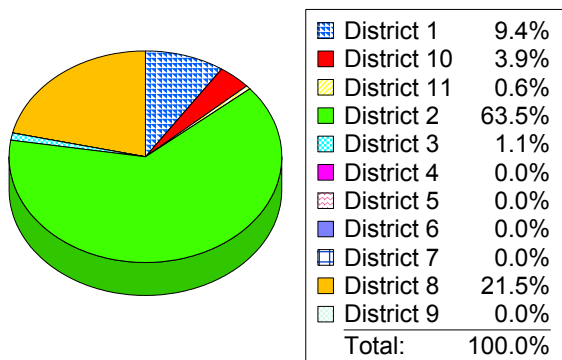
County	Acres	Yield	Price	Farm Gate Value
Brantley	2.0	8,500	\$1.25	\$21,250
Bryan	0.0	0	\$0.00	\$0
Bulloch	3.0	36,000	\$1.25	\$135,000
Camden	0.5	39,800	\$1.25	\$24,875
Candler	5.0	2,500	\$1.25	\$15,625
Chatham	2.5	14,500	\$1.25	\$45,313
Effingham	2.0	12,500	\$1.25	\$31,250
Evans	2.0	15,000	\$1.25	\$37,500
Glynn	0.0	0	\$0.00	\$0
Jenkins	0.0	0	\$0.00	\$0
Liberty	0.0	0	\$0.00	\$0
Long	0.0	0	\$0.00	\$0
McIntosh	0.0	0	\$0.00	\$0
Pierce	0.0	0	\$0.00	\$0
Screven	4.0	1,000	\$1.25	\$5,000
Tattnall	2.0	10,000	\$1.25	\$25,000
Toombs	0.0	0	\$0.00	\$0
Wayne	4.0	26,000	\$1.25	\$130,000
Strawberries	27			\$470,813

Georgia Total \$129,204,166

Georgia Total \$3,797,133

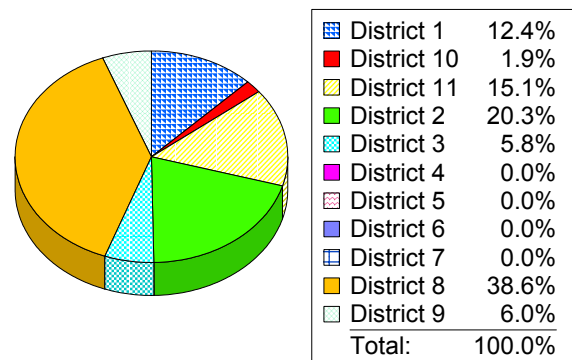
Farm Gate Value by Congressional District

For Pecans



Farm Gate Value by Congressional District

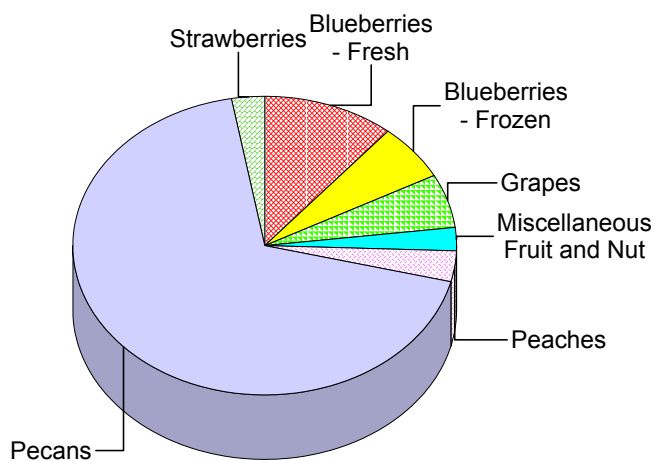
For Strawberries



Georgia Congressional District 1

District 1 Total \$17,838,026
Fruits and Nuts

District 1 Farm Gate Value For Fruits and Nuts



Apples	0.0%
Blueberries - Fresh	11.1%
Blueberries - Frozen	6.0%
Grapes	6.0%
Miscellaneous Fruit and Nut	2.5%
Peaches	3.3%
Pecans	68.4%
Strawberries	2.6%
Total:	100.0%

Georgia Congressional District 1

Vegetables

Banana Peppers

County	Acres	Farm Gate Value
Brantley	0.0	\$0
Bryan	0.0	\$0
Bulloch	0.0	\$0
Camden	0.0	\$0
Candler	5.0	\$30,000
Chatham	0.0	\$0
Effingham	0.0	\$0
Evans	0.0	\$0
Glynn	0.0	\$0
Jenkins	0.0	\$0
Liberty	0.0	\$0
Long	0.0	\$0
McIntosh	0.0	\$0
Pierce	0.0	\$0
Screven	6.0	\$24,000
Tattnall	1.0	\$9,000
Toombs	0.0	\$0
Wayne	0.0	\$0
Banana Peppers	12	\$63,000

Bell Peppers

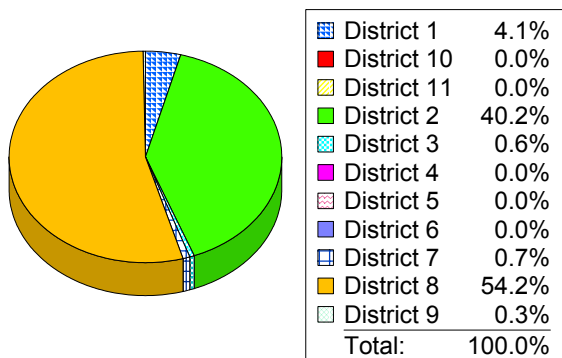
County	Acres	Farm Gate Value
Brantley	0.0	\$0
Bryan	0.0	\$0
Bulloch	2.0	\$18,000
Camden	0.0	\$0
Candler	5.0	\$14,000
Chatham	0.0	\$0
Effingham	0.0	\$0
Evans	0.0	\$0
Glynn	0.0	\$0
Jenkins	0.0	\$0
Liberty	36.0	\$68,040
Long	5.0	\$18,900
McIntosh	0.0	\$0
Pierce	0.0	\$0
Screven	100.0	\$289,500
Tattnall	1.0	\$3,780
Toombs	85.0	\$317,838
Wayne	5.0	\$12,250
Bell Peppers	239	\$742,308

Georgia Total **\$1,532,400**

Georgia Total **\$49,555,238**

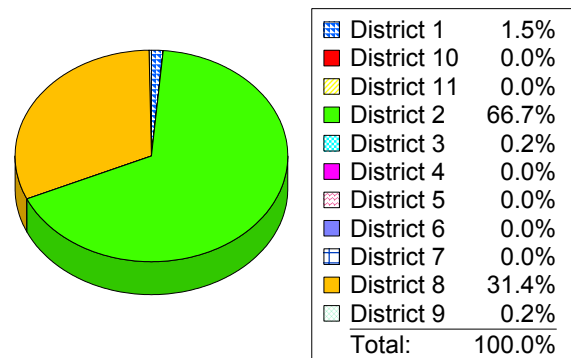
Farm Gate Value by Congressional District

For Banana Peppers



Farm Gate Value by Congressional District

For Bell Peppers



Georgia Congressional District 1

Broccoli

County	Acres	Farm Gate Value
Brantley	0.0	\$0
Bryan	0.0	\$0
Bulloch	0.0	\$0
Camden	0.0	\$0
Candler	0.0	\$0
Chatham	0.0	\$0
Effingham	0.0	\$0
Evans	0.0	\$0
Glynn	0.0	\$0
Jenkins	0.0	\$0
Liberty	0.0	\$0
Long	0.0	\$0
McIntosh	0.0	\$0
Pierce	0.0	\$0
Screven	0.0	\$0
Tattnall	0.0	\$0
Toombs	0.0	\$0
Wayne	2.0	\$5,600
Broccoli	2	\$5,600

Cabbage

County	Acres	Farm Gate Value
Brantley	0.0	\$0
Bryan	0.0	\$0
Bulloch	1.0	\$2,875
Camden	0.0	\$0
Candler	5.0	\$13,800
Chatham	0.0	\$0
Effingham	0.0	\$0
Evans	43.0	\$98,900
Glynn	0.0	\$0
Jenkins	0.0	\$0
Liberty	20.0	\$15,795
Long	0.0	\$0
McIntosh	0.0	\$0
Pierce	0.0	\$0
Screven	0.0	\$0
Tattnall	200.0	\$552,000
Toombs	300.0	\$828,000
Wayne	80.0	\$184,000
Cabbage	649	\$1,695,370

Georgia Total


\$5,600

Georgia Total

\$29,976,593

Farm Gate Value by Congressional District

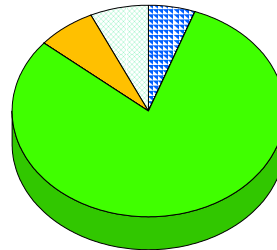
For Broccoli



District 1	100.0%
District 10	0.0%
District 11	0.0%
District 2	0.0%
District 3	0.0%
District 4	0.0%
District 5	0.0%
District 6	0.0%
District 7	0.0%
District 8	0.0%
District 9	0.0%
Total:	100.0%

Farm Gate Value by Congressional District

For Cabbage



District 1	5.7%
District 10	0.0%
District 11	0.0%
District 2	80.5%
District 3	0.0%
District 4	0.0%
District 5	0.0%
District 6	0.0%
District 7	0.0%
District 8	6.9%
District 9	6.9%
Total:	100.0%

Georgia Congressional District 1

Cantaloupe

County	Acres	Farm Gate Value
Brantley	0.0	\$0
Bryan	0.0	\$0
Bulloch	200.0	\$600,000
Camden	0.0	\$0
Candler	30.0	\$72,000
Chatham	0.0	\$0
Effingham	10.0	\$27,000
Evans	4.0	\$9,600
Glynn	0.0	\$0
Jenkins	0.0	\$0
Liberty	0.0	\$0
Long	3.5	\$10,500
McIntosh	0.0	\$0
Pierce	0.0	\$0
Screven	25.0	\$30,000
Tattnall	50.0	\$120,000
Toombs	25.0	\$75,000
Wayne	125.0	\$375,000
Cantaloupe	473	\$1,319,100

Carrots

County	Acres	Farm Gate Value
Brantley	0.0	\$0
Bryan	0.0	\$0
Bulloch	0.0	\$0
Camden	0.0	\$0
Candler	0.0	\$0
Chatham	0.0	\$0
Effingham	0.0	\$0
Evans	100.0	\$420,000
Glynn	0.0	\$0
Jenkins	0.0	\$0
Liberty	0.0	\$0
Long	0.0	\$0
McIntosh	0.0	\$0
Pierce	0.0	\$0
Screven	0.0	\$0
Tattnall	200.0	\$840,000
Toombs	1,175.0	\$2,975,000
Wayne	250.0	\$962,500
Carrots	1,725	\$5,197,500

Georgia Total

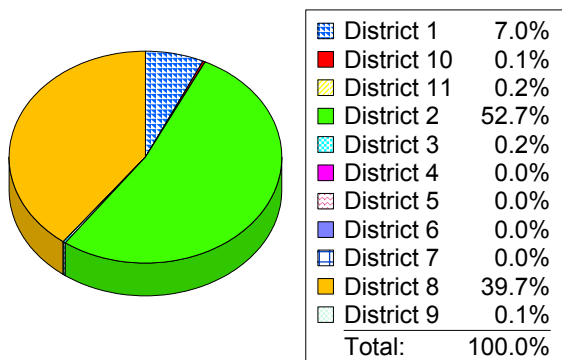
\$18,910,800

Georgia Total

\$12,852,525

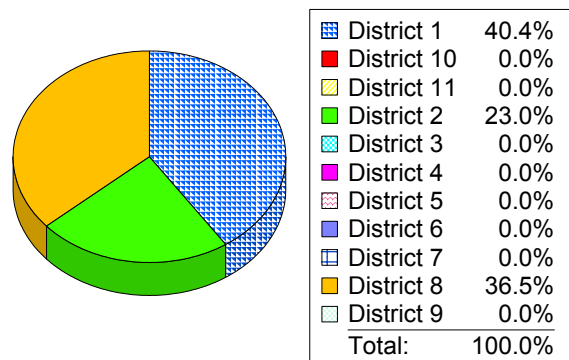
Farm Gate Value by Congressional District

For Cantaloupe



Farm Gate Value by Congressional District

For Carrots



Georgia Congressional District 1

Collards

County	Acres	Farm Gate Value
Brantley	0.0	\$0
Bryan	0.0	\$0
Bulloch	0.0	\$0
Camden	0.0	\$0
Candler	20.0	\$30,281
Chatham	0.0	\$0
Effingham	1.0	\$1,425
Evans	15.0	\$21,375
Glynn	0.0	\$0
Jenkins	0.0	\$0
Liberty	0.0	\$0
Long	10.0	\$14,250
McIntosh	0.0	\$0
Pierce	400.0	\$1,045,000
Screven	0.0	\$0
Tattnall	200.0	\$342,000
Toombs	100.0	\$161,856
Wayne	10.0	\$14,250
Collards	756	\$1,630,438

Cucumbers

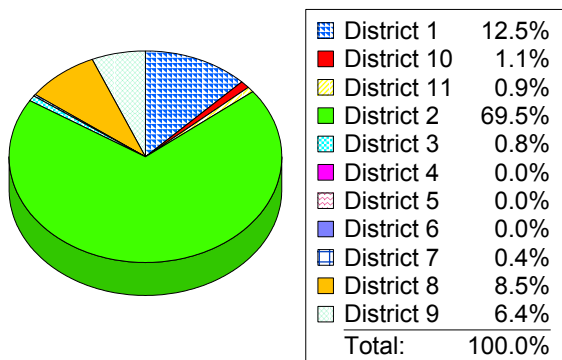
County	Acres	Farm Gate Value
Brantley	1.5	\$2,385
Bryan	0.0	\$0
Bulloch	0.0	\$0
Camden	0.0	\$0
Candler	375.0	\$978,250
Chatham	0.0	\$0
Effingham	2.0	\$12,720
Evans	0.0	\$0
Glynn	0.0	\$0
Jenkins	0.0	\$0
Liberty	50.0	\$106,000
Long	82.4	\$283,868
McIntosh	0.0	\$0
Pierce	400.0	\$943,000
Screven	60.0	\$203,400
Tattnall	250.0	\$726,000
Toombs	490.0	\$1,122,650
Wayne	210.0	\$388,800
Cucumbers	1,921	\$4,767,073

Georgia Total \$13,080,033

Georgia Total \$55,799,678

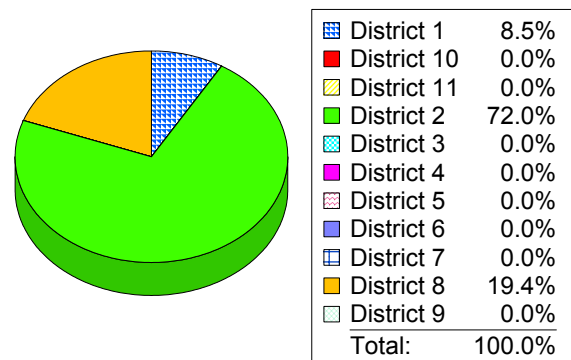
Farm Gate Value by Congressional District

For Collards



Farm Gate Value by Congressional District

For Cucumbers



Georgia Congressional District 1

Eggplant

County	Acres	Farm Gate Value
Brantley	0.0	\$0
Bryan	0.0	\$0
Bulloch	0.0	\$0
Camden	0.0	\$0
Candler	0.0	\$0
Chatham	0.0	\$0
Effingham	0.0	\$0
Evans	0.0	\$0
Glynn	0.0	\$0
Jenkins	0.0	\$0
Liberty	0.0	\$0
Long	1.0	\$1,650
McIntosh	0.0	\$0
Pierce	0.0	\$0
Screven	15.0	\$63,000
Tattnall	0.0	\$0
Toombs	16.0	\$115,200
Wayne	6.0	\$18,000
Eggplant	38	\$197,850

English Peas

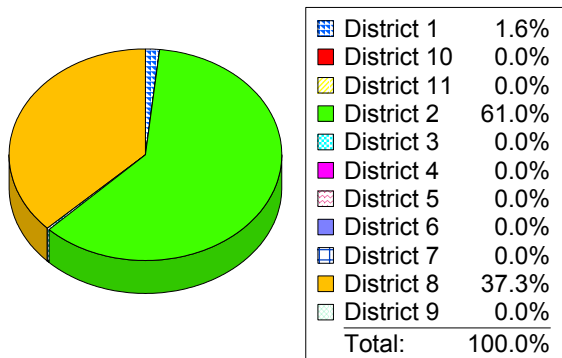
County	Acres	Farm Gate Value
Brantley	0.0	\$0
Bryan	0.0	\$0
Bulloch	0.0	\$0
Camden	0.0	\$0
Candler	0.0	\$0
Chatham	0.0	\$0
Effingham	0.0	\$0
Evans	0.0	\$0
Glynn	0.0	\$0
Jenkins	0.0	\$0
Liberty	0.0	\$0
Long	0.0	\$0
McIntosh	0.0	\$0
Pierce	0.0	\$0
Screven	0.0	\$0
Tattnall	10.0	\$15,000
Toombs	0.0	\$0
Wayne	0.0	\$0
English Peas	10	\$15,000

Georgia Total \$12,198,810

Georgia Total \$870,500

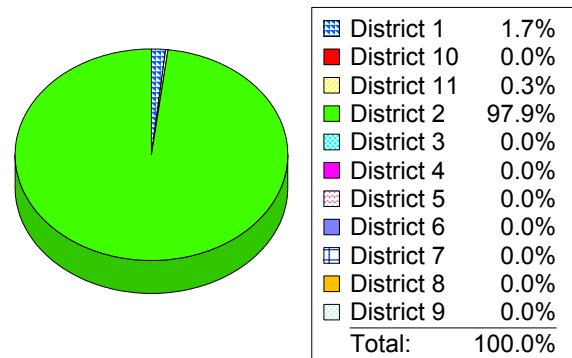
Farm Gate Value by Congressional District

For Eggplant



Farm Gate Value by Congressional District

For English Peas



Georgia Congressional District 1

Green Onions

County	Acres	Farm Gate Value
Brantley	0.0	\$0
Bryan	0.0	\$0
Bulloch	0.0	\$0
Camden	0.0	\$0
Candler	5.0	\$32,000
Chatham	0.0	\$0
Effingham	0.0	\$0
Evans	0.0	\$0
Glynn	0.0	\$0
Jenkins	0.0	\$0
Liberty	0.0	\$0
Long	0.0	\$0
McIntosh	0.0	\$0
Pierce	0.0	\$0
Screven	0.0	\$0
Tattnall	115.0	\$644,560
Toombs	100.0	\$440,000
Wayne	0.0	\$0
Green Onions	220	\$1,116,560

Hot Peppers

County	Acres	Farm Gate Value
Brantley	0.0	\$0
Bryan	0.0	\$0
Bulloch	0.0	\$0
Camden	0.0	\$0
Candler	5.0	\$22,500
Chatham	0.0	\$0
Effingham	0.0	\$0
Evans	0.0	\$0
Glynn	0.0	\$0
Jenkins	0.0	\$0
Liberty	0.0	\$0
Long	0.0	\$0
McIntosh	0.0	\$0
Pierce	300.0	\$891,000
Screven	6.0	\$21,600
Tattnall	1.0	\$6,750
Toombs	20.0	\$135,000
Wayne	0.0	\$0
Hot Peppers	332	\$1,076,850

Georgia Total

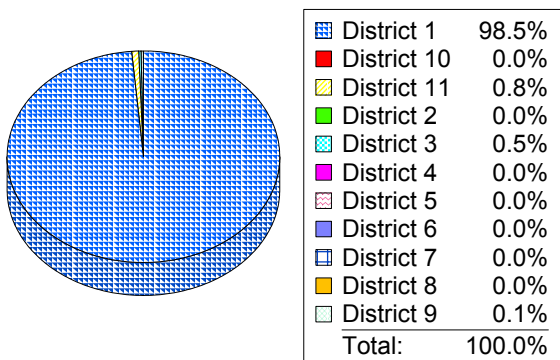
\$1,133,760

Georgia Total

\$6,425,325

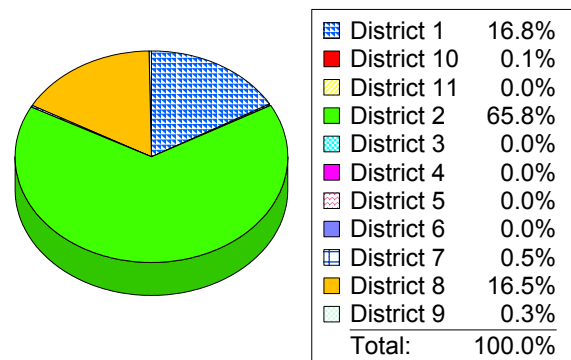
Farm Gate Value by Congressional District

For Green Onions



Farm Gate Value by Congressional District

For Hot Peppers



Georgia Congressional District 1

Irish Potatoes

County	Acres	Farm Gate Value
Brantley	0.0	\$0
Bryan	0.0	\$0
Bulloch	0.0	\$0
Camden	0.0	\$0
Candler	0.0	\$0
Chatham	0.0	\$0
Effingham	0.0	\$0
Evans	0.0	\$0
Glynn	0.0	\$0
Jenkins	0.0	\$0
Liberty	0.0	\$0
Long	0.0	\$0
McIntosh	0.0	\$0
Pierce	0.0	\$0
Screven	0.0	\$0
Tattnall	10.0	\$20,160
Toombs	0.0	\$0
Wayne	4.0	\$6,720
Irish Potatoes	14	\$26,880

Kale

County	Acres	Farm Gate Value
Brantley	0.0	\$0
Bryan	0.0	\$0
Bulloch	0.0	\$0
Camden	0.0	\$0
Candler	0.0	\$0
Chatham	0.0	\$0
Effingham	0.0	\$0
Evans	0.0	\$0
Glynn	0.0	\$0
Jenkins	0.0	\$0
Liberty	0.0	\$0
Long	0.0	\$0
McIntosh	0.0	\$0
Pierce	0.0	\$0
Screven	0.0	\$0
Tattnall	20.0	\$23,750
Toombs	25.0	\$33,844
Wayne	0.0	\$0
Kale	45	\$57,594

Georgia Total

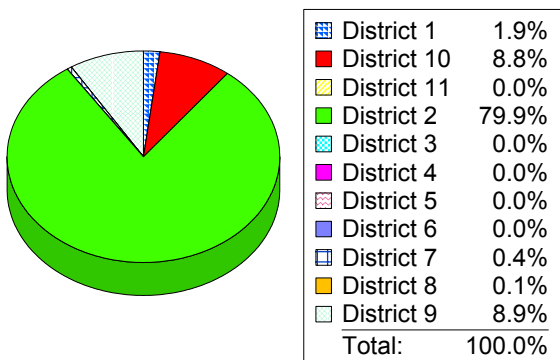
\$1,432,389

Georgia Total

\$2,145,933

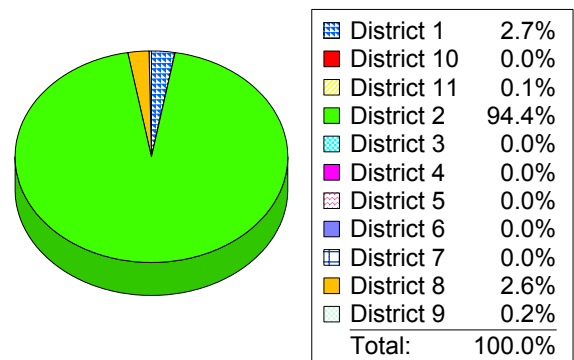
Farm Gate Value by Congressional District

For Irish Potatoes



Farm Gate Value by Congressional District

For Kale



Georgia Congressional District 1

Lettuce

County	Acres	Farm Gate Value
Brantley	0.0	\$0
Bryan	0.0	\$0
Bulloch	0.0	\$0
Camden	0.0	\$0
Candler	0.0	\$0
Chatham	0.0	\$0
Effingham	0.0	\$0
Evans	0.0	\$0
Glynn	0.0	\$0
Jenkins	0.0	\$0
Liberty	0.0	\$0
Long	0.0	\$0
McIntosh	0.0	\$0
Pierce	0.0	\$0
Screven	0.0	\$0
Tattnall	0.0	\$0
Toombs	0.0	\$0
Wayne	0.0	\$0
Lettuce	0	\$0

Lima Beans

County	Acres	Farm Gate Value
Brantley	0.0	\$0
Bryan	0.0	\$0
Bulloch	4.0	\$7,800
Camden	0.0	\$0
Candler	5.0	\$9,750
Chatham	0.0	\$0
Effingham	0.0	\$0
Evans	0.0	\$0
Glynn	0.0	\$0
Jenkins	0.0	\$0
Liberty	0.0	\$0
Long	0.0	\$0
McIntosh	0.0	\$0
Pierce	0.0	\$0
Screven	0.0	\$0
Tattnall	40.0	\$78,000
Toombs	0.0	\$0
Wayne	10.0	\$15,000
Lima Beans	59	\$110,550

Georgia Total

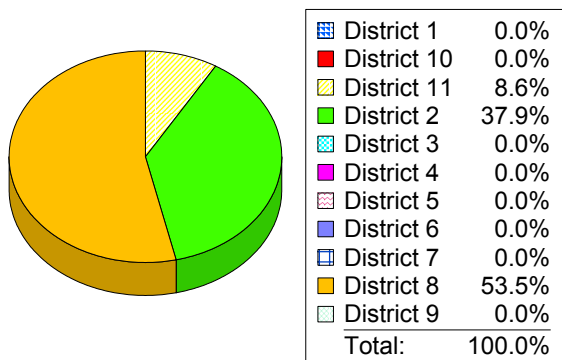
\$1,166,800

Georgia Total

\$3,826,065

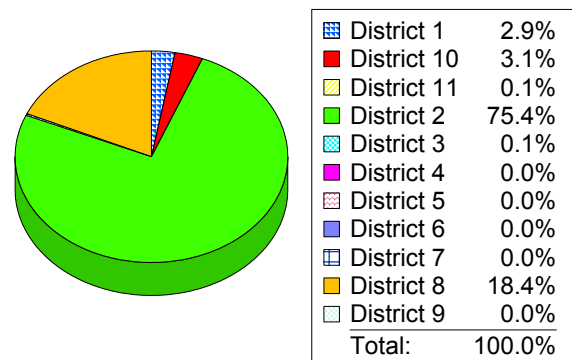
Farm Gate Value by Congressional District

For Lettuce



Farm Gate Value by Congressional District

For Lima Beans



Georgia Congressional District 1

Mustard

County	Acres	Farm Gate Value
Brantley	0.0	\$0
Bryan	0.0	\$0
Bulloch	0.0	\$0
Camden	0.0	\$0
Candler	0.0	\$0
Chatham	0.0	\$0
Effingham	0.0	\$0
Evans	0.0	\$0
Glynn	0.0	\$0
Jenkins	0.0	\$0
Liberty	0.0	\$0
Long	0.0	\$0
McIntosh	0.0	\$0
Pierce	0.0	\$0
Screven	0.0	\$0
Tattnall	150.0	\$237,500
Toombs	75.0	\$116,375
Wayne	7.0	\$10,925
Mustard	232	\$364,800

Okra

County	Acres	Farm Gate Value
Brantley	0.0	\$0
Bryan	0.0	\$0
Bulloch	2.0	\$12,600
Camden	0.0	\$0
Candler	0.0	\$0
Chatham	0.0	\$0
Effingham	0.0	\$0
Evans	0.0	\$0
Glynn	0.0	\$0
Jenkins	0.0	\$0
Liberty	0.0	\$0
Long	0.0	\$0
McIntosh	0.0	\$0
Pierce	0.0	\$0
Screven	0.0	\$0
Tattnall	15.0	\$94,500
Toombs	0.0	\$0
Wayne	3.0	\$16,200
Okra	20	\$123,300

Georgia Total

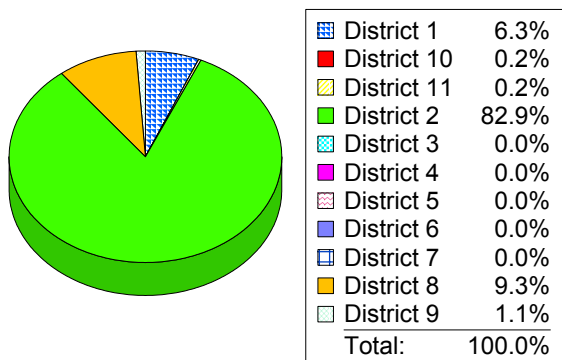
\$5,827,439

Georgia Total

\$2,165,080

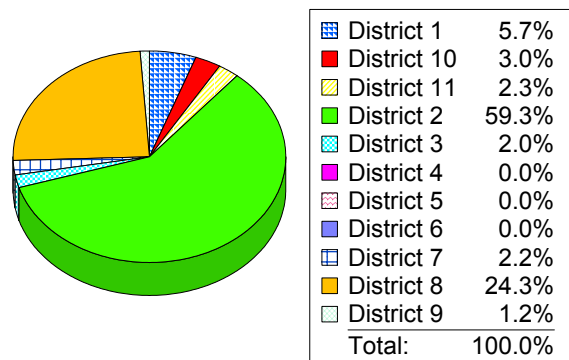
Farm Gate Value by Congressional District

For Mustard



Farm Gate Value by Congressional District

For Okra



Georgia Congressional District 1

Onions

County	Acres	Farm Gate Value
Brantley	0.0	\$0
Bryan	0.0	\$0
Bulloch	740.0	\$4,232,800
Camden	0.0	\$0
Candler	1,500.0	\$6,825,000
Chatham	0.0	\$0
Effingham	0.0	\$0
Evans	829.0	\$4,741,880
Glynn	0.0	\$0
Jenkins	0.0	\$0
Liberty	0.0	\$0
Long	20.0	\$104,000
McIntosh	0.0	\$0
Pierce	110.0	\$929,500
Screven	0.0	\$0
Tattnall	6,716.0	\$43,654,000
Toombs	3,683.0	\$21,545,550
Wayne	150.0	\$780,000
Onions	13,748	\$82,812,730

Pole Beans

County	Acres	Farm Gate Value
Brantley	0.0	\$0
Bryan	0.0	\$0
Bulloch	6.0	\$19,500
Camden	0.0	\$0
Candler	0.0	\$0
Chatham	0.0	\$0
Effingham	0.0	\$0
Evans	0.0	\$0
Glynn	0.0	\$0
Jenkins	0.0	\$0
Liberty	0.0	\$0
Long	0.0	\$0
McIntosh	0.0	\$0
Pierce	0.0	\$0
Screven	0.0	\$0
Tattnall	0.0	\$0
Toombs	0.0	\$0
Wayne	0.0	\$0
Pole Beans	6	\$19,500

Georgia Total

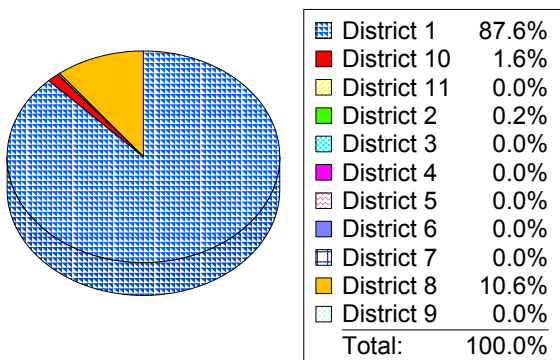
\$94,487,900

Georgia Total

\$963,230

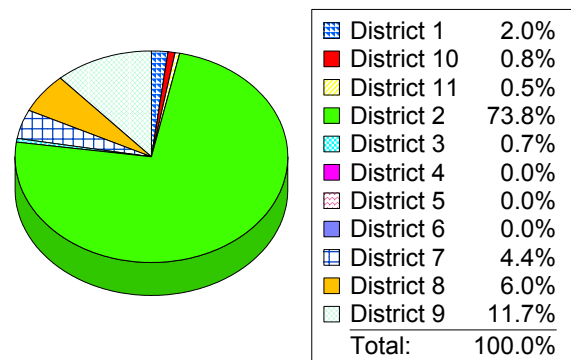
Farm Gate Value by Congressional District

For Onions



Farm Gate Value by Congressional District

For Pole Beans



Georgia Congressional District 1

Pumpkin

County	Acres	Farm Gate Value
Brantley	0.0	\$0
Bryan	0.0	\$0
Bulloch	0.0	\$0
Camden	0.0	\$0
Candler	10.0	\$25,000
Chatham	0.0	\$0
Effingham	0.0	\$0
Evans	0.0	\$0
Glynn	0.0	\$0
Jenkins	0.0	\$0
Liberty	0.0	\$0
Long	0.0	\$0
McIntosh	0.0	\$0
Pierce	0.0	\$0
Screven	0.0	\$0
Tattnall	0.0	\$0
Toombs	0.0	\$0
Wayne	0.0	\$0
Pumpkin	10	\$25,000

Snap Beans

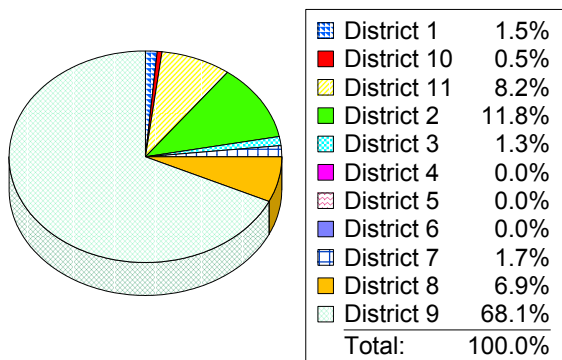
County	Acres	Farm Gate Value
Brantley	6.5	\$5,850
Bryan	0.0	\$0
Bulloch	0.0	\$0
Camden	0.0	\$0
Candler	500.0	\$721,250
Chatham	0.0	\$0
Effingham	2.0	\$3,600
Evans	0.0	\$0
Glynn	0.0	\$0
Jenkins	0.0	\$0
Liberty	0.0	\$0
Long	19.0	\$18,240
McIntosh	0.0	\$0
Pierce	0.0	\$0
Screven	180.0	\$733,500
Tattnall	50.0	\$90,000
Toombs	500.0	\$889,000
Wayne	210.0	\$626,000
Snap Beans	1,468	\$3,087,440

Georgia Total \$1,637,837

Georgia Total \$46,295,337

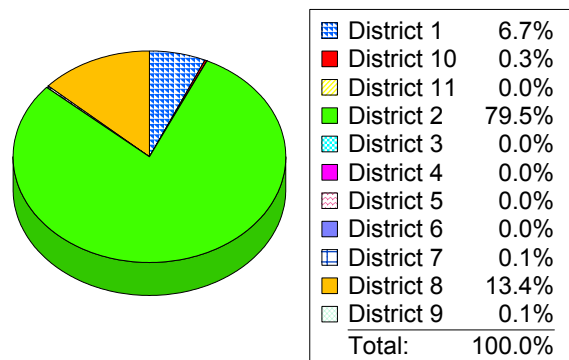
Farm Gate Value by Congressional District

For Pumpkin



Farm Gate Value by Congressional District

For Snap Beans



Georgia Congressional District 1

Southern Peas

County	Acres	Farm Gate Value
Brantley	0.0	\$0
Bryan	0.0	\$0
Bulloch	10.0	\$13,000
Camden	0.0	\$0
Candler	15.0	\$19,500
Chatham	0.0	\$0
Effingham	0.0	\$0
Evans	0.0	\$0
Glynn	0.0	\$0
Jenkins	0.0	\$0
Liberty	0.0	\$0
Long	4.0	\$3,600
McIntosh	0.0	\$0
Pierce	0.0	\$0
Screven	0.0	\$0
Tattnall	100.0	\$130,000
Toombs	0.0	\$0
Wayne	155.0	\$188,500
Southern Peas	284	\$354,600

Spinach

County	Acres	Farm Gate Value
Brantley	0.0	\$0
Bryan	0.0	\$0
Bulloch	0.0	\$0
Camden	0.0	\$0
Candler	0.0	\$0
Chatham	0.0	\$0
Effingham	0.0	\$0
Evans	0.0	\$0
Glynn	0.0	\$0
Jenkins	0.0	\$0
Liberty	0.0	\$0
Long	0.0	\$0
McIntosh	0.0	\$0
Pierce	0.0	\$0
Screven	0.0	\$0
Tattnall	0.0	\$0
Toombs	0.0	\$0
Wayne	0.0	\$0
Spinach	0	\$0

Georgia Total

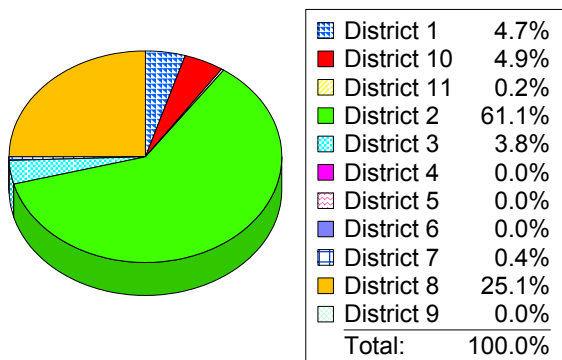
\$7,591,530

Georgia Total

\$113,750

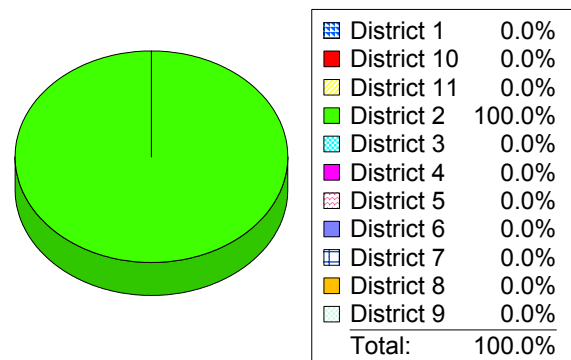
Farm Gate Value by Congressional District

For Southern Peas



Farm Gate Value by Congressional District

For Spinach



Georgia Congressional District 1

Sweet Corn

County	Acres	Farm Gate Value
Brantley	3.0	\$2,318
Bryan	0.0	\$0
Bulloch	400.0	\$721,000
Camden	0.0	\$0
Candler	20.0	\$30,900
Chatham	0.0	\$0
Effingham	10.0	\$18,025
Evans	0.0	\$0
Glynn	0.0	\$0
Jenkins	0.0	\$0
Liberty	3.0	\$2,472
Long	2.0	\$3,605
McIntosh	0.0	\$0
Pierce	0.0	\$0
Screven	0.0	\$0
Tattnall	60.0	\$108,150
Toombs	316.0	\$569,590
Wayne	180.0	\$306,940
Sweet Corn	994	\$1,763,000

Sweet Potatoes

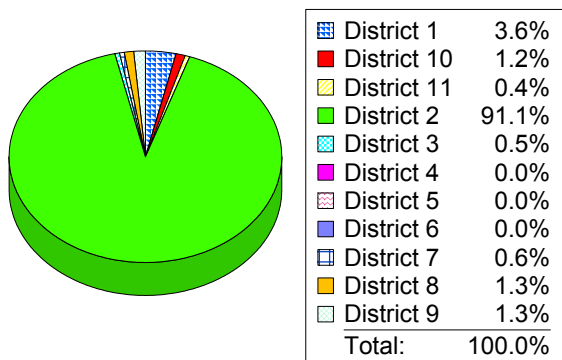
County	Acres	Farm Gate Value
Brantley	0.0	\$0
Bryan	0.0	\$0
Bulloch	0.0	\$0
Camden	0.0	\$0
Candler	25.0	\$67,500
Chatham	0.0	\$0
Effingham	2.0	\$4,500
Evans	2.0	\$7,200
Glynn	0.0	\$0
Jenkins	0.0	\$0
Liberty	0.0	\$0
Long	0.0	\$0
McIntosh	0.0	\$0
Pierce	0.0	\$0
Screven	0.0	\$0
Tattnall	60.0	\$229,500
Toombs	111.0	\$424,575
Wayne	22.0	\$70,650
Sweet Potatoes	222	\$803,925

Georgia Total \$49,289,746

Georgia Total \$1,852,808

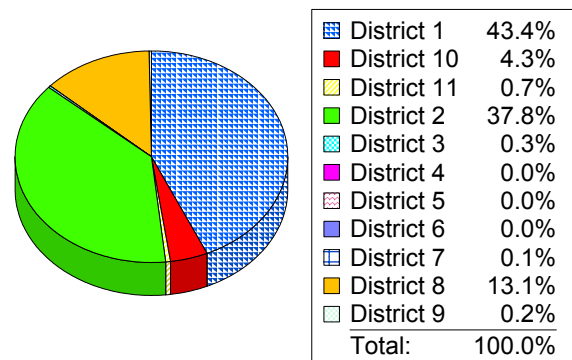
Farm Gate Value by Congressional District

For Sweet Corn



Farm Gate Value by Congressional District

For Sweet Potatoes



Georgia Congressional District 1

Tomato

County	Acres	Farm Gate Value
Brantley	2.5	\$9,400
Bryan	0.0	\$0
Bulloch	100.0	\$420,000
Camden	0.0	\$0
Candler	0.0	\$0
Chatham	0.0	\$0
Effingham	0.0	\$0
Evans	0.0	\$0
Glynn	0.0	\$0
Jenkins	0.0	\$0
Liberty	0.0	\$0
Long	0.0	\$0
McIntosh	0.0	\$0
Pierce	5.0	\$22,750
Screven	0.0	\$0
Tattnall	40.0	\$336,000
Toombs	2.0	\$16,800
Wayne	15.0	\$105,000
Tomato	165	\$909,950

Turnip Greens

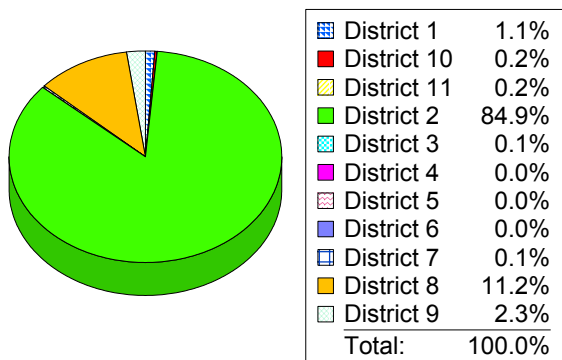
County	Acres	Farm Gate Value
Brantley	0.0	\$0
Bryan	0.0	\$0
Bulloch	0.0	\$0
Camden	0.0	\$0
Candler	5.0	\$7,125
Chatham	0.0	\$0
Effingham	0.0	\$0
Evans	0.0	\$0
Glynn	0.0	\$0
Jenkins	0.0	\$0
Liberty	0.0	\$0
Long	0.0	\$0
McIntosh	0.0	\$0
Pierce	0.0	\$0
Screven	0.0	\$0
Tattnall	100.0	\$161,500
Toombs	110.0	\$177,650
Wayne	9.0	\$14,226
Turnip Greens	224	\$360,501

Georgia Total \$83,099,710

Georgia Total \$8,739,612

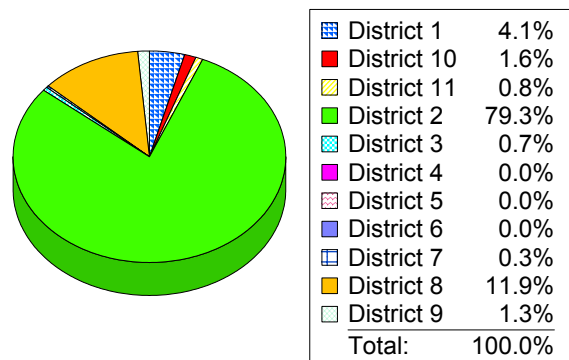
Farm Gate Value by Congressional District

For Tomato



Farm Gate Value by Congressional District

For Turnip Greens



Georgia Congressional District 1

Turnip Roots

County	Acres	Farm Gate Value
Brantley	0.0	\$0
Bryan	0.0	\$0
Bulloch	0.0	\$0
Camden	0.0	\$0
Candler	5.0	\$7,500
Chatham	0.0	\$0
Effingham	0.0	\$0
Evans	0.0	\$0
Glynn	0.0	\$0
Jenkins	0.0	\$0
Liberty	0.0	\$0
Long	0.0	\$0
McIntosh	0.0	\$0
Pierce	0.0	\$0
Screven	0.0	\$0
Tattnall	0.0	\$0
Toombs	10.0	\$17,000
Wayne	0.0	\$0
Turnip Roots	15	\$24,500

Watermelon

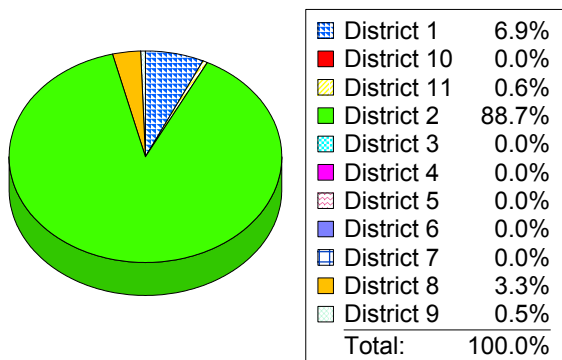
County	Acres	Farm Gate Value
Brantley	32.1	\$18,458
Bryan	0.0	\$0
Bulloch	1,200.0	\$920,000
Camden	0.0	\$0
Candler	200.0	\$287,500
Chatham	0.0	\$0
Effingham	200.0	\$411,125
Evans	17.0	\$29,325
Glynn	0.0	\$0
Jenkins	0.0	\$0
Liberty	35.0	\$46,288
Long	65.0	\$186,875
McIntosh	0.0	\$0
Pierce	0.0	\$0
Screven	300.0	\$345,000
Tattnall	400.0	\$1,150,000
Toombs	240.0	\$690,000
Wayne	250.0	\$718,750
Watermelon	2,939	\$4,803,320

Georgia Total \$355,737

Georgia Total \$73,454,791

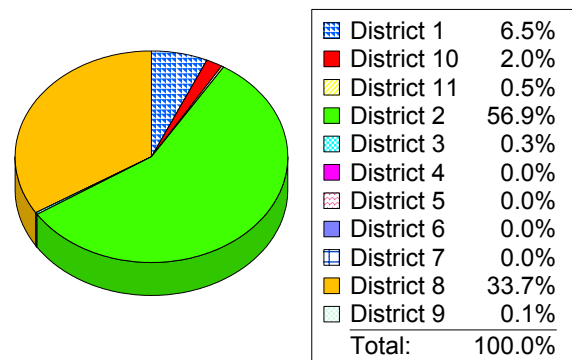
Farm Gate Value by Congressional District

For Turnip Roots



Farm Gate Value by Congressional District

For Watermelon



Georgia Congressional District 1

Winter Squash

County	Acres	Farm Gate Value
Brantley	0.0	\$0
Bryan	0.0	\$0
Bulloch	0.0	\$0
Camden	0.0	\$0
Candler	0.0	\$0
Chatham	0.0	\$0
Effingham	0.0	\$0
Evans	0.0	\$0
Glynn	0.0	\$0
Jenkins	0.0	\$0
Liberty	0.0	\$0
Long	0.0	\$0
McIntosh	0.0	\$0
Pierce	0.0	\$0
Screven	0.0	\$0
Tattnall	0.0	\$0
Toombs	0.0	\$0
Wayne	0.0	\$0
Winter Squash	0	\$0

Yellow Squash

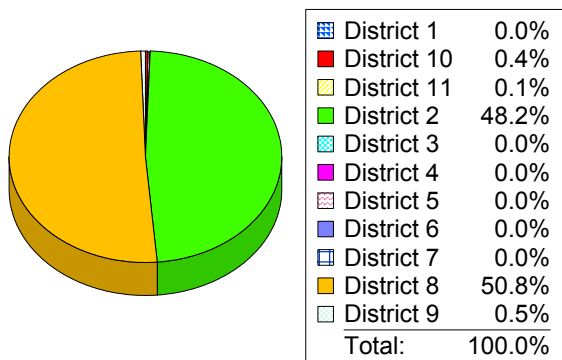
County	Acres	Farm Gate Value
Brantley	5.0	\$3,875
Bryan	0.0	\$0
Bulloch	8.0	\$15,500
Camden	0.0	\$0
Candler	300.0	\$553,750
Chatham	0.0	\$0
Effingham	2.0	\$8,650
Evans	32.0	\$80,600
Glynn	0.0	\$0
Jenkins	0.0	\$0
Liberty	80.0	\$148,800
Long	60.0	\$137,250
McIntosh	0.0	\$0
Pierce	350.0	\$1,100,000
Screven	70.0	\$337,750
Tattnall	200.0	\$461,250
Toombs	270.0	\$620,250
Wayne	37.0	\$85,125
Yellow Squash	1,414	\$3,552,800

Georgia Total \$1,035,300

Georgia Total \$29,144,872

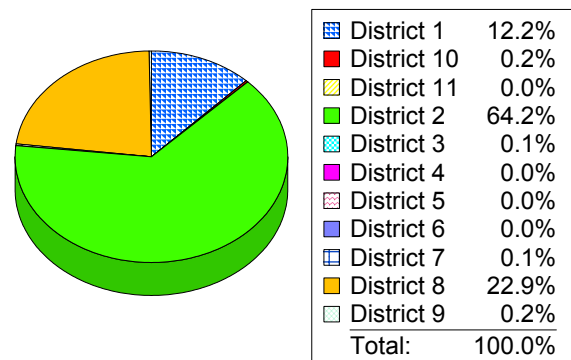
Farm Gate Value by Congressional District

For Winter Squash



Farm Gate Value by Congressional District

For Yellow Squash



Georgia Congressional District 1

Zucchini

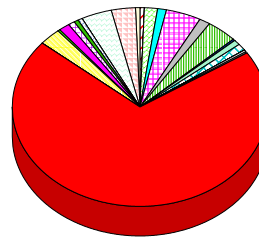
County	Acres	Farm Gate Value
Brantley	0.0	\$0
Bryan	0.0	\$0
Bulloch	0.0	\$0
Camden	0.0	\$0
Candler	35.0	\$32,200
Chatham	0.0	\$0
Effingham	0.0	\$0
Evans	0.0	\$0
Glynn	0.0	\$0
Jenkins	0.0	\$0
Liberty	0.0	\$0
Long	20.0	\$49,100
McIntosh	0.0	\$0
Pierce	0.0	\$0
Screven	70.0	\$345,625
Tattnall	30.0	\$81,000
Toombs	25.0	\$79,750
Wayne	2.0	\$5,800
Zucchini	182	\$593,475

District 1
Vegetables

Total

\$117,620,513

District 1 Farm Gate Value For Vegetables

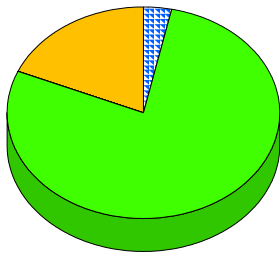


Banana Peppers	0.1%
Bell Peppers	0.6%
Broccoli	0.0%
Cabbage	1.4%
Cantaloupe	1.1%
Carrots	4.4%
Collards	1.4%
Cucumbers	4.1%
Eggplant	0.2%
English Peas	0.0%
Green Onions	0.9%
Hot Peppers	0.9%
Irish Potatoes	0.0%
Kale	0.0%
Lettuce	0.0%
Lima Beans	0.1%
Mustard	0.3%
Okra	0.1%
Onions	70.4%
Other Vegetable	0.0%
Pole Beans	0.0%
Pumpkin	0.0%
Snap Beans	2.6%
Southern Peas	0.3%
Spinach	0.0%
Sweet Corn	1.5%
Sweet Potatoes	0.7%
Tomato	0.8%
Turnip Greens	0.3%
Turnip Roots	0.0%
Watermelon	4.1%
Winter Squash	0.0%
Yellow Squash	3.0%
Zucchini	0.5%
Total:	100.0%

Georgia Total

\$18,429,985

Farm Gate Value by Congressional District For Zucchini



District 1	3.2%
District 10	0.0%
District 11	0.0%
District 2	78.2%
District 3	0.0%
District 4	0.0%
District 5	0.0%
District 6	0.0%
District 7	0.0%
District 8	18.5%
District 9	0.1%
Total:	100.0%

Georgia Congressional District 1

Ornamental Horticulture

Container Nursery

County	Acres	Price	Farm Gate Value
Brantley	1.0	\$39,000	\$39,000
Bryan	2.0	\$39,000	\$78,000
Bulloch	68.0	\$42,000	\$2,856,000
Camden	19.0	\$39,000	\$741,000
Candler	0.0	\$0	\$0
Chatham	45.0	\$39,000	\$1,755,000
Effingham	5.0	\$39,000	\$195,000
Evans	6.0	\$39,000	\$234,000
Glynn	20.0	\$39,000	\$780,000
Jenkins	1.0	\$39,000	\$39,000
Liberty	2.0	\$39,000	\$78,000
Long	0.0	\$0	\$0
McIntosh	0.5	\$39,000	\$19,500
Pierce	0.0	\$0	\$0
Screven	15.0	\$39,000	\$585,000
Tattnall	7.0	\$39,000	\$273,000
Toombs	10.0	\$39,000	\$390,000
Wayne	7.0	\$39,000	\$273,000
Container Nursery	209		\$8,335,500

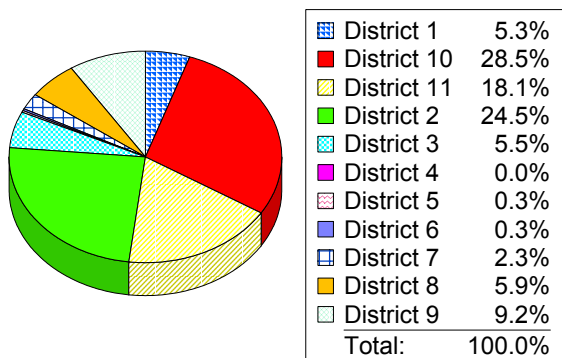
Field Nursery

County	Acres	Price	Farm Gate Value
Brantley	0.0	\$0	\$0
Bryan	0.0	\$0	\$0
Bulloch	24.0	\$12,000	\$288,000
Camden	0.0	\$0	\$0
Candler	0.0	\$0	\$0
Chatham	25.0	\$9,995	\$249,875
Effingham	5.0	\$9,995	\$49,975
Evans	245.0	\$9,995	\$2,448,775
Glynn	20.0	\$9,995	\$199,900
Jenkins	0.0	\$0	\$0
Liberty	0.0	\$0	\$0
Long	0.0	\$0	\$0
McIntosh	0.0	\$0	\$0
Pierce	2.0	\$9,995	\$19,990
Screven	1.0	\$9,995	\$9,995
Tattnall	2.0	\$9,995	\$19,990
Toombs	150.0	\$9,995	\$1,499,250
Wayne	0.0	\$0	\$0
Field Nursery	474		\$4,785,750

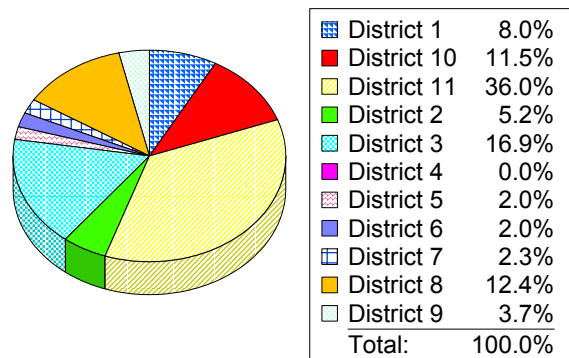
Georgia Total \$156,133,050

Georgia Total \$60,051,554

Farm Gate Value by Congressional District
For Container Nursery



Farm Gate Value by Congressional District
For Field Nursery



Georgia Congressional District 1

Greenhouse

County	Sq. Feet	Farm Gate Value	
		Price	
Brantley	32,220	\$9.50	\$306,090
Bryan	0	\$0.00	\$0
Bulloch	200,000	\$9.50	\$1,900,000
Camden	21,290	\$9.50	\$202,255
Candler	125,000	\$9.50	\$1,187,500
Chatham	124,252	\$9.50	\$1,180,394
Effingham	100,000	\$9.50	\$950,000
Evans	230,000	\$9.50	\$2,185,000
Glynn	100,000	\$9.50	\$950,000
Jenkins	12,500	\$9.50	\$118,750
Liberty	800	\$9.50	\$7,600
Long	0	\$0.00	\$0
McIntosh	0	\$0.00	\$0
Pierce	12,000	\$9.50	\$114,000
Screven	7,000	\$9.50	\$66,500
Tattnall	25,000	\$9.50	\$237,500
Toombs	165,000	\$9.50	\$1,567,500
Wayne	12,000	\$9.50	\$114,000
Greenhouse	1,167,062		\$11,087,089

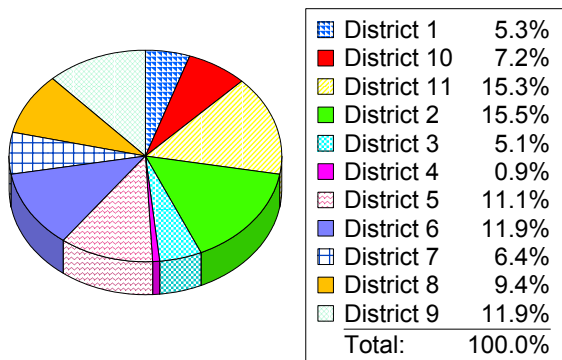
Georgia Total \$209,716,263

Miscellaneous Ornamental Horticulture

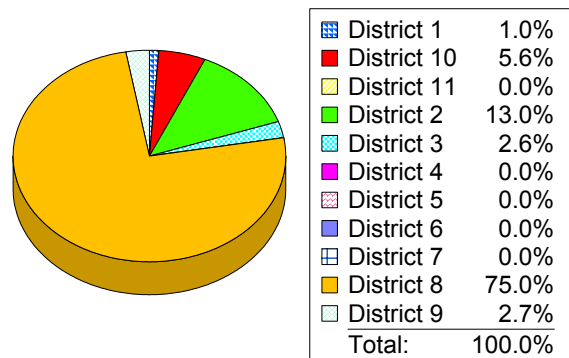
County	Farm Gate Value
Brantley	\$0
Bryan	\$0
Bulloch	\$0
Camden	\$0
Candler	\$0
Chatham	\$0
Effingham	\$0
Evans	\$0
Glynn	\$0
Jenkins	\$0
Liberty	\$0
Long	\$0
McIntosh	\$0
Pierce	\$0
Screven	\$0
Tattnall	\$0
Toombs	\$0
Wayne	\$40,000
Miscellaneous Orn Hort.	\$40,000

Georgia Total \$3,833,869

Farm Gate Value by Congressional District
For Greenhouse



Farm Gate Value by Congressional District
For Miscellaneous Ornamental Horticulture



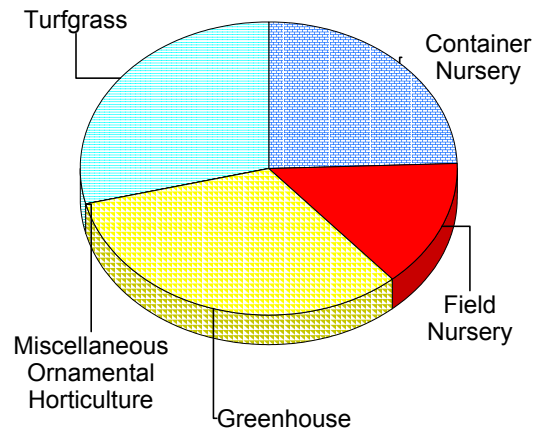
Georgia Congressional District 1

Turfgrass

County	Acres	Yield	Price	Farm Gate Value
Brantley	3.0	0.67	\$4,100	\$8,241
Bryan	0.0	0.00	\$0	\$0
Bulloch	2,000.0	0.67	\$4,100	\$5,494,000
Camden	0.0	0.00	\$0	\$0
Candler	75.0	0.67	\$4,100	\$206,025
Chatham	0.0	0.00	\$0	\$0
Effingham	250.0	0.67	\$4,100	\$686,750
Evans	0.0	0.00	\$0	\$0
Glynn	0.0	0.00	\$0	\$0
Jenkins	150.0	0.67	\$4,100	\$412,050
Liberty	0.0	0.00	\$0	\$0
Long	0.0	0.00	\$0	\$0
McIntosh	0.0	0.00	\$0	\$0
Pierce	0.0	0.00	\$0	\$0
Screven	1,100.0	0.67	\$4,100	\$3,021,700
Tattnall	0.0	0.00	\$0	\$0
Toombs	2.0	0.67	\$4,100	\$5,494
Wayne	4.0	0.67	\$4,100	\$10,988
Turfgrass	3,584			\$9,845,248

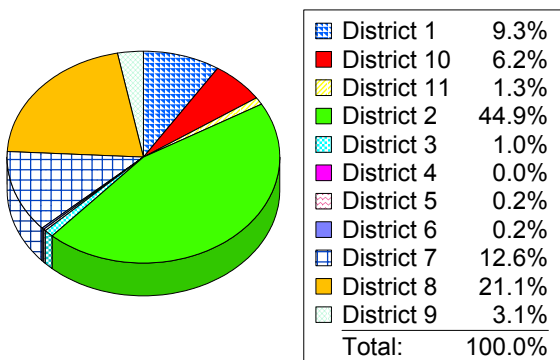
District 1 Total \$34,093,587
Ornamental Horticulture

District 1 Farm Gate Value For Ornamental Horticulture



Georgia Total **\$105,823,747**

Farm Gate Value by Congressional District For Turfgrass



Container Nursery	24.4%
Field Nursery	14.0%
Greenhouse	32.5%
Miscellaneous Ornamental Horticulture	0.1%
Turfgrass	28.9%
Total:	100.0%

Georgia Congressional District 1

Forestry and Related Products

Christmas Trees

County	Acres	Yield	Price	Farm Gate Value
Brantley	5.0	0.25	\$10,656	\$13,320
Bryan	0.0	0.00	\$10,656	\$0
Bulloch	2.0	0.25	\$10,656	\$5,328
Camden	0.0	0.00	\$10,656	\$0
Candler	0.0	0.00	\$10,656	\$0
Chatham	10.0	0.25	\$10,656	\$26,640
Effingham	25.0	0.25	\$10,656	\$66,600
Evans	0.0	0.00	\$0	\$0
Glynn	0.0	0.00	\$0	\$0
Jenkins	0.0	0.00	\$0	\$0
Liberty	12.0	0.25	\$10,656	\$31,968
Long	0.0	0.00	\$0	\$0
McIntosh	10.0	0.25	\$10,656	\$26,640
Pierce	0.0	0.00	\$0	\$0
Screven	5.0	0.25	\$10,656	\$13,320
Tattnall	0.0	0.00	\$0	\$0
Toombs	0.0	0.00	\$0	\$0
Wayne	0.0	0.00	\$0	\$0
Christmas Trees	69			\$183,816

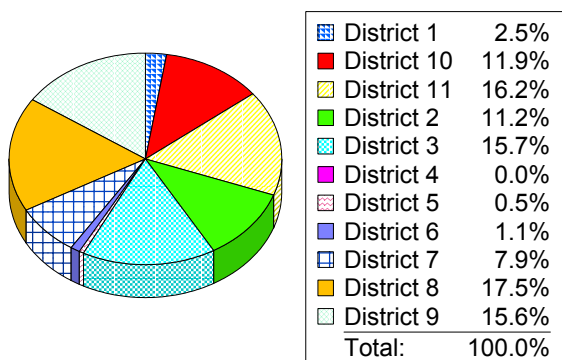
Forestry

County	Farm Gate Value
Brantley	\$14,051,683
Bryan	\$6,000,000
Bulloch	\$13,000,000
Camden	\$14,774,476
Candler	\$1,730,450
Chatham	\$67,590
Effingham	\$10,117,532
Evans	\$3,814,735
Glynn	\$9,227,473
Jenkins	\$4,067,413
Liberty	\$4,200,000
Long	\$6,102,298
McIntosh	\$13,661,375
Pierce	\$7,500,000
Screven	\$5,328,000
Tattnall	\$2,372,944
Toombs	\$3,500,000
Wayne	\$18,550,000
Forestry	\$138,065,969

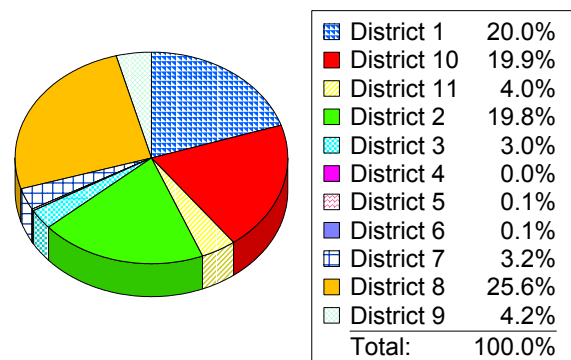
Georgia Total \$7,380,760

Georgia Total \$691,046,890

Farm Gate Value by Congressional District
For Christmas Trees



Farm Gate Value by Congressional District
For Forestry



Georgia Congressional District 1

Miscellaneous Forestry

County	Farm Gate Value
Brantley	\$0
Bryan	\$0
Bulloch	\$2,500,000
Camden	\$0
Candler	\$0
Chatham	\$0
Effingham	\$0
Evans	\$0
Glynn	\$0
Jenkins	\$0
Liberty	\$0
Long	\$0
McIntosh	\$0
Pierce	\$0
Screven	\$0
Tattnall	\$0
Toombs	\$0
Wayne	\$0
Miscellaneous Forestry	\$2,500,000

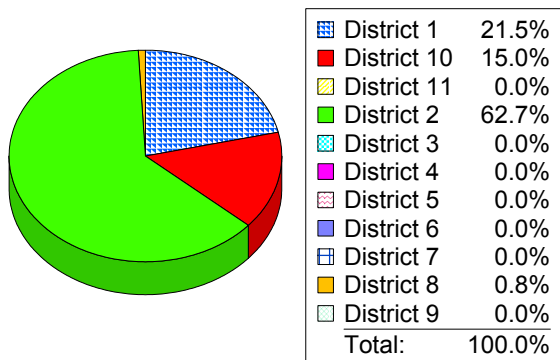
Pine Straw

County	Acres	Price	Farm Gate Value
Brantley	200.0	\$35.00	\$7,000
Bryan	0.0	\$35.00	\$0
Bulloch	3,000.0	\$35.00	\$105,000
Camden	0.0	\$35.00	\$0
Candler	500.0	\$35.00	\$17,500
Chatham	0.0	\$35.00	\$0
Effingham	250.0	\$35.00	\$8,750
Evans	1,000.0	\$35.00	\$35,000
Glynn	0.0	\$35.00	\$0
Jenkins	8,000.0	\$35.00	\$280,000
Liberty	0.0	\$35.00	\$0
Long	0.0	\$35.00	\$0
McIntosh	0.0	\$35.00	\$0
Pierce	6,000.0	\$35.00	\$210,000
Screven	500.0	\$35.00	\$17,500
Tattnall	8,000.0	\$35.00	\$280,000
Toombs	8,000.0	\$35.00	\$280,000
Wayne	38,000.0	\$40.00	\$1,520,000
Pine Straw	73,450		\$2,760,750

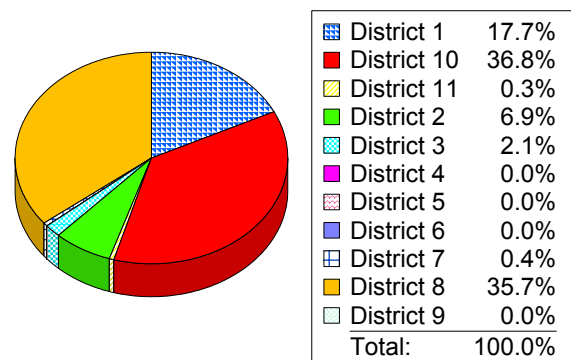
Georgia Total \$11,622,900

Georgia Total \$15,564,478

Farm Gate Value by Congressional District
For Miscellaneous Forestry



Farm Gate Value by Congressional District
For Pine Straw





Georgia Congressional District 1

District 1 Total \$143,510,535
Forestry and Related Prod

District 1 Farm Gate Value

For Forestry and Related Products



	Christmas Trees	0.1%
	Forestry	96.2%
	Miscellaneous Forestry	1.7%
	Pine Straw	1.9%
Total:		100.0%

Georgia Congressional District 1

Livestock

Beef Cattle Finished Outside County

County	Head	Prod.	Price	Farm Gate Value
Brantley	0	0.00	\$0.00	\$0
Bryan	0	0.00	\$0.00	\$0
Bulloch	425	500.00	\$0.73	\$155,125
Camden	0	0.00	\$0.00	\$0
Candler	0	0.00	\$0.00	\$0
Chatham	0	0.00	\$0.00	\$0
Effingham	250	500.00	\$0.69	\$86,250
Evans	0	0.00	\$0.00	\$0
Glynn	0	0.00	\$0.00	\$0
Jenkins	0	0.00	\$0.00	\$0
Liberty	0	0.00	\$0.00	\$0
Long	0	0.00	\$0.00	\$0
McIntosh	0	0.00	\$0.00	\$0
Pierce	0	0.00	\$0.00	\$0
Screven	24	500.00	\$0.69	\$8,280
Tattnall	0	0.00	\$0.00	\$0
Toombs	500	500.00	\$0.69	\$172,500
Wayne	50	500.00	\$0.69	\$17,250
Beef Outside County	1,249			\$439,405

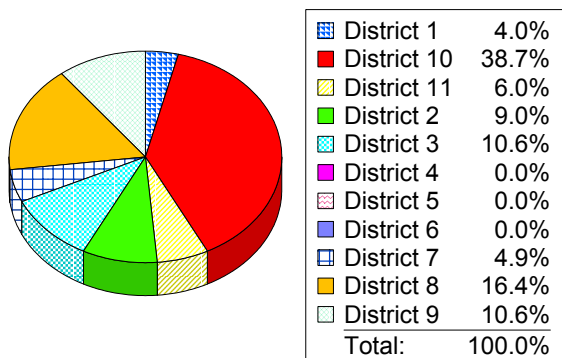
Georgia Total \$11,019,175

Beef Cows

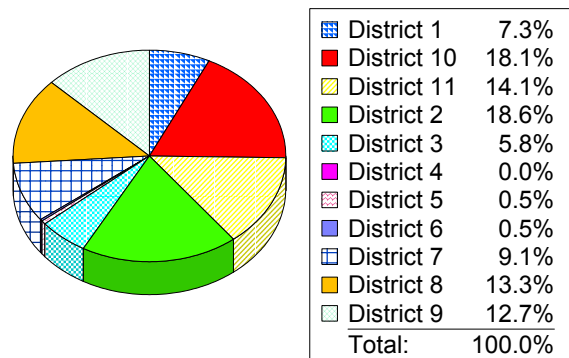
County	Head	Prod.	Price	Farm Gate Value
Brantley	2,700	373.50	\$0.94	\$947,943
Bryan	500	373.50	\$0.94	\$175,545
Bulloch	9,600	426.80	\$0.94	\$3,851,443
Camden	100	373.50	\$0.94	\$35,109
Candler	5,800	373.50	\$0.94	\$2,036,322
Chatham	350	373.50	\$0.94	\$122,882
Effingham	2,100	373.50	\$0.94	\$737,289
Evans	3,250	373.50	\$0.94	\$1,141,043
Glynn	350	373.50	\$0.94	\$122,882
Jenkins	2,800	373.50	\$0.94	\$983,052
Liberty	520	373.50	\$0.94	\$182,567
Long	1,200	373.50	\$0.94	\$421,308
McIntosh	150	373.50	\$0.94	\$52,664
Pierce	2,400	373.50	\$0.94	\$842,616
Screven	5,500	373.50	\$0.94	\$1,930,995
Tattnall	12,000	373.50	\$0.94	\$4,213,080
Toombs	4,000	373.50	\$0.94	\$1,404,360
Wayne	4,100	373.50	\$0.94	\$1,439,469
Beef Cows	57,420			\$20,640,567

Georgia Total \$283,140,084

Farm Gate Value by Congressional District
For Beef Cattle Finished Outside County



Farm Gate Value by Congressional District
For Beef Cows



Georgia Congressional District 1

Beef Stockers

County	Head	Prod.	Price	Farm Gate Value
Brantley	0	0.00	\$0.00	\$0
Bryan	0	0.00	\$0.00	\$0
Bulloch	1,000	300.00	\$0.79	\$237,000
Camden	0	0.00	\$0.00	\$0
Candler	3,200	300.00	\$0.79	\$758,400
Chatham	0	0.00	\$0.00	\$0
Effingham	300	300.00	\$0.79	\$71,100
Evans	2,000	300.00	\$0.79	\$474,000
Glynn	400	300.00	\$0.79	\$94,800
Jenkins	1,500	300.00	\$0.79	\$355,500
Liberty	140	300.00	\$0.79	\$33,180
Long	400	300.00	\$0.79	\$94,800
McIntosh	0	0.00	\$0.00	\$0
Pierce	0	0.00	\$0.00	\$0
Screven	2,200	300.00	\$0.79	\$521,400
Tattnall	1,200	300.00	\$0.79	\$284,400
Toombs	2,000	300.00	\$0.79	\$474,000
Wayne	300	300.00	\$0.79	\$71,100
Beef Stockers	14,640			\$3,469,680

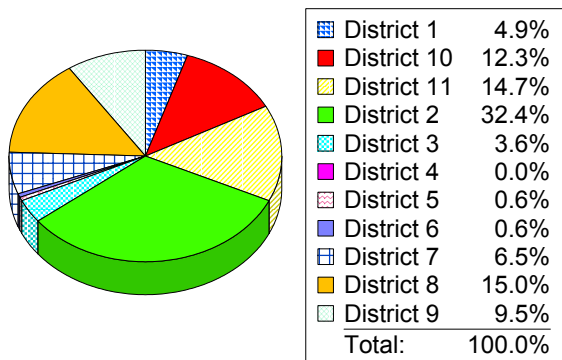
Catfish

County	Pond Acres	Prod.	Price	Farm Gate Value
Brantley	0	0	\$0.00	\$0
Bryan	0	0	\$0.00	\$0
Bulloch	32	1,500	\$0.74	\$35,520
Camden	18	1,432	\$0.74	\$18,544
Candler	0	0	\$0.00	\$0
Chatham	0	0	\$0.00	\$0
Effingham	10	1,450	\$0.74	\$10,730
Evans	0	0	\$0.00	\$0
Glynn	0	0	\$0.00	\$0
Jenkins	0	0	\$0.00	\$0
Liberty	0	0	\$0.00	\$0
Long	2	1,400	\$0.74	\$2,072
McIntosh	10	1,432	\$0.74	\$10,597
Pierce	0	0	\$0.00	\$0
Screven	8	1,400	\$0.74	\$8,288
Tattnall	0	0	\$0.00	\$0
Toombs	5	1,200	\$0.74	\$4,440
Wayne	5	1,500	\$0.74	\$5,550
Catfish	90			\$95,741

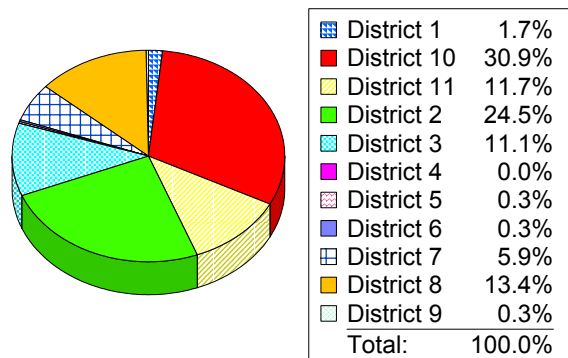
Georgia Total \$70,366,722

Georgia Total \$5,502,834

Farm Gate Value by Congressional District
For Beef Stockers



Farm Gate Value by Congressional District
For Catfish



Georgia Congressional District 1

Dairy

County	Head	Prod.	Price	Farm Gate Value
Brantley	0	0	\$0.00	\$0
Bryan	0	0	\$0.00	\$0
Bulloch	0	0	\$0.00	\$0
Camden	0	0	\$0.00	\$0
Candler	0	0	\$0.00	\$0
Chatham	0	0	\$0.00	\$0
Effingham	0	0	\$0.00	\$0
Evans	0	0	\$0.00	\$0
Glynn	0	0	\$0.00	\$0
Jenkins	2,300	16,500	\$0.17	\$6,424,935
Liberty	0	0	\$0.00	\$0
Long	0	0	\$0.00	\$0
McIntosh	0	0	\$0.00	\$0
Pierce	2,100	18,500	\$0.17	\$6,577,305
Screven	260	19,000	\$0.17	\$836,342
Tattnall	0	0	\$0.00	\$0
Toombs	0	0	\$0.00	\$0
Wayne	350	17,000	\$0.17	\$1,007,335
Dairy	5,010			\$14,845,917

Goats

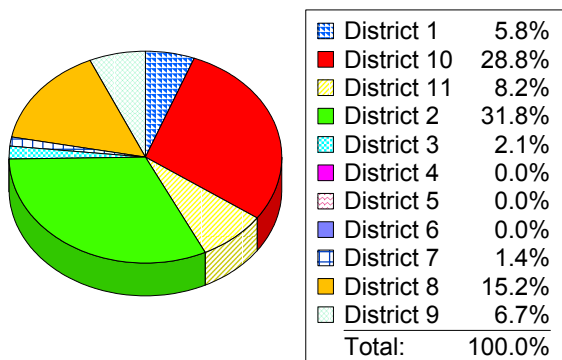
County	Head	Prod.	Price	Farm Gate Value
Brantley	200	1.25	\$35.00	\$8,750
Bryan	0	0.00	\$0.00	\$0
Bulloch	2,000	1.25	\$35.00	\$87,500
Camden	0	0.00	\$0.00	\$0
Candler	100	1.25	\$35.00	\$4,375
Chatham	0	0.00	\$0.00	\$0
Effingham	750	1.25	\$35.00	\$32,813
Evans	600	1.25	\$35.00	\$26,250
Glynn	650	1.25	\$35.00	\$28,438
Jenkins	850	1.25	\$35.00	\$37,188
Liberty	250	1.25	\$35.00	\$10,938
Long	100	1.25	\$35.00	\$4,375
McIntosh	40	1.25	\$35.00	\$1,750
Pierce	0	0.00	\$0.00	\$0
Screven	2,400	1.25	\$35.00	\$105,000
Tattnall	3,000	1.25	\$35.00	\$131,250
Toombs	1,500	1.25	\$35.00	\$65,625
Wayne	1,000	1.25	\$35.00	\$43,750
Goats	13,440			\$588,000

Georgia Total \$254,294,780

Georgia Total \$4,520,819

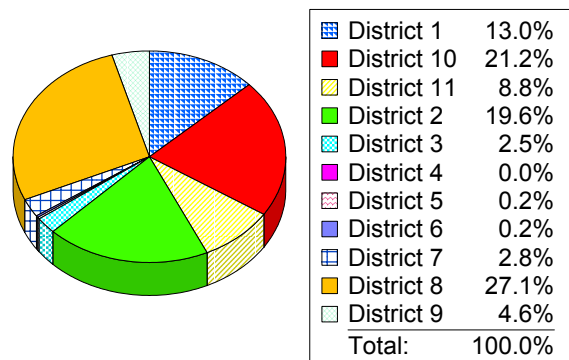
Farm Gate Value by Congressional District

For Dairy



Farm Gate Value by Congressional District

For Goats



Georgia Congressional District 1

Horses - Board, Breed, Train

County	Head	Farm Gate	
		Price	Value
Brantley	35	\$3,000	\$105,000
Bryan	75	\$3,000	\$225,000
Bulloch	2,050	\$3,000	\$6,150,000
Camden	15	\$3,000	\$45,000
Candler	60	\$3,000	\$180,000
Chatham	55	\$3,000	\$165,000
Effingham	200	\$3,000	\$600,000
Evans	25	\$3,000	\$75,000
Glynn	10	\$3,000	\$30,000
Jenkins	15	\$3,000	\$45,000
Liberty	30	\$3,000	\$90,000
Long	30	\$3,000	\$90,000
McIntosh	0	\$0	\$0
Pierce	0	\$0	\$0
Screven	20	\$3,000	\$60,000
Tattnall	250	\$3,000	\$750,000
Toombs	500	\$3,000	\$1,500,000
Wayne	70	\$3,000	\$210,000
Horses - B, B & T	3,440		\$10,320,000

Horses - Raised

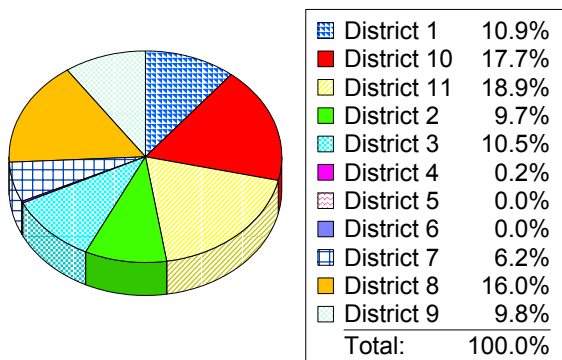
County	Head	Farm Gate	
		Price	Value
Brantley	160	\$2,000	\$320,000
Bryan	50	\$2,000	\$100,000
Bulloch	300	\$2,000	\$600,000
Camden	0	\$0	\$0
Candler	0	\$0	\$0
Chatham	0	\$0	\$0
Effingham	600	\$2,000	\$1,200,000
Evans	100	\$2,000	\$200,000
Glynn	0	\$0	\$0
Jenkins	10	\$2,000	\$20,000
Liberty	20	\$2,000	\$40,000
Long	15	\$2,000	\$30,000
McIntosh	0	\$0	\$0
Pierce	0	\$0	\$0
Screven	100	\$2,000	\$200,000
Tattnall	400	\$2,000	\$800,000
Toombs	1,000	\$2,000	\$2,000,000
Wayne	40	\$2,000	\$80,000
Horses - Raised	2,795		\$5,590,000

Georgia Total \$94,581,000

Georgia Total \$75,396,000

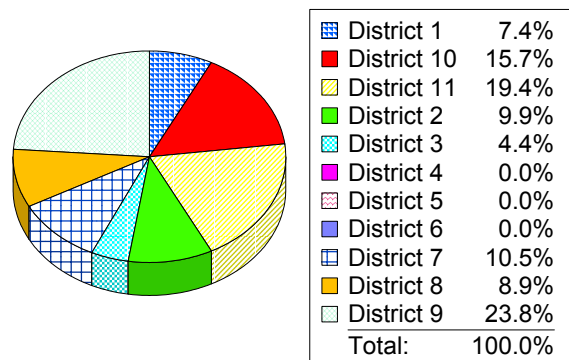
Farm Gate Value by Congressional District

For Horses - Board, Breed, Train



Farm Gate Value by Congressional District

For Horses - Raised



Georgia Congressional District 1

Miscellaneous Livestock

County	Farm Gate Value
Brantley	\$0
Bryan	\$0
Bulloch	\$300,000
Camden	\$0
Candler	\$0
Chatham	\$0
Effingham	\$0
Evans	\$0
Glynn	\$0
Jenkins	\$1,150,000
Liberty	\$0
Long	\$0
McIntosh	\$0
Pierce	\$0
Screven	\$1,275,000
Tattnall	\$409,000
Toombs	\$0
Wayne	\$0
Miscellaneous Livestock	\$3,134,000

Georgia Total \$37,803,583

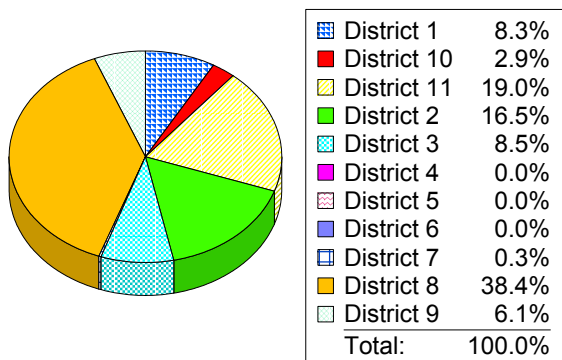
Pork - Farrow to Finish

County	Head	Prod.	Price	Farm Gate Value
Brantley	50	3,675	\$0.42	\$77,175
Bryan	0	0	\$0.00	\$0
Bulloch	600	3,675	\$0.42	\$926,100
Camden	0	0	\$0.00	\$0
Candler	700	3,675	\$0.42	\$1,080,450
Chatham	0	0	\$0.00	\$0
Effingham	0	0	\$0.00	\$0
Evans	0	0	\$0.00	\$0
Glynn	0	0	\$0.00	\$0
Jenkins	0	0	\$0.00	\$0
Liberty	0	0	\$0.00	\$0
Long	80	3,675	\$0.42	\$123,480
McIntosh	30	3,675	\$0.42	\$46,305
Pierce	500	3,675	\$0.42	\$771,750
Screven	200	3,675	\$0.42	\$308,700
Tattnall	1,800	3,675	\$0.42	\$2,778,300
Toombs	2,000	3,675	\$0.42	\$3,087,000
Wayne	100	3,675	\$0.42	\$154,350
Pork - Farrow to Finish	6,060			\$9,353,610

Georgia Total \$52,839,518

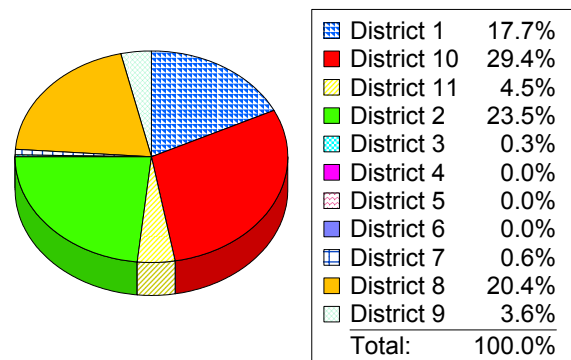
Farm Gate Value by Congressional District

For Miscellaneous Livestock



Farm Gate Value by Congressional District

For Pork - Farrow to Finish



Georgia Congressional District 1

Pork - Feeder Pigs

County	Head	Prod.	Price	Farm Gate Value
Brantley	0	0.00	\$0.00	\$0
Bryan	0	0.00	\$0.00	\$0
Bulloch	1,800	850.00	\$0.72	\$1,101,600
Camden	0	0.00	\$0.00	\$0
Candler	8,000	750.00	\$0.72	\$4,320,000
Chatham	0	0.00	\$0.00	\$0
Effingham	1,000	750.00	\$0.72	\$540,000
Evans	50	750.00	\$0.72	\$27,000
Glynn	0	0.00	\$0.00	\$0
Jenkins	0	0.00	\$0.00	\$0
Liberty	0	0.00	\$0.00	\$0
Long	0	0.00	\$0.00	\$0
McIntosh	0	0.00	\$0.00	\$0
Pierce	0	0.00	\$0.00	\$0
Screven	20	750.00	\$0.72	\$10,800
Tattnall	0	0.00	\$0.00	\$0
Toombs	0	0.00	\$0.00	\$0
Wayne	0	0.00	\$0.00	\$0
Pork - Feeder Pigs	10,870			\$5,999,400

Pork - Finishing

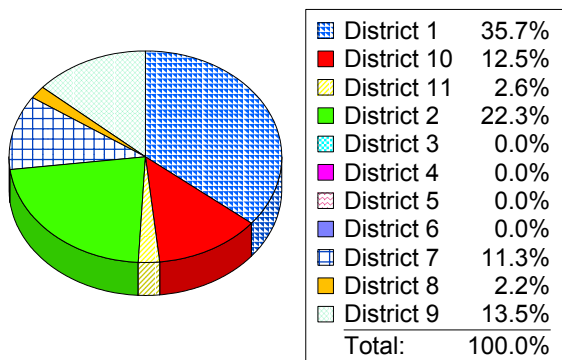
County	Head	Prod.	Price	Farm Gate Value
Brantley	0	0.00	\$0.00	\$0
Bryan	0	0.00	\$0.00	\$0
Bulloch	3,200	553.50	\$0.42	\$743,904
Camden	0	0.00	\$0.00	\$0
Candler	0	0.00	\$0.00	\$0
Chatham	0	0.00	\$0.00	\$0
Effingham	250	553.50	\$0.42	\$58,118
Evans	5,000	553.50	\$0.42	\$1,162,350
Glynn	0	0.00	\$0.00	\$0
Jenkins	2,000	553.50	\$0.42	\$464,940
Liberty	0	0.00	\$0.00	\$0
Long	0	0.00	\$0.00	\$0
McIntosh	0	0.00	\$0.00	\$0
Pierce	0	0.00	\$0.00	\$0
Screven	200	553.50	\$0.42	\$46,494
Tattnall	0	0.00	\$0.00	\$0
Toombs	0	0.00	\$0.00	\$0
Wayne	200	553.50	\$0.42	\$46,494
Pork - Finishing	10,850			\$2,522,300

Georgia Total \$16,798,590

Georgia Total \$22,376,605

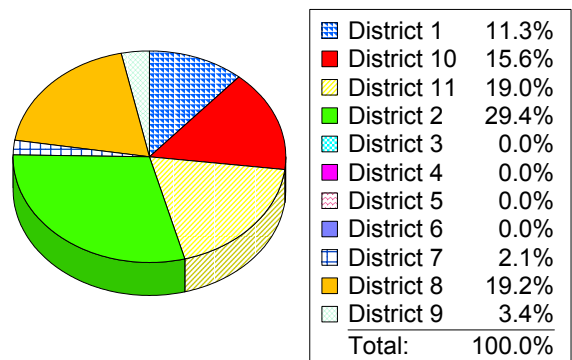
Farm Gate Value by Congressional District

For Pork - Feeder Pigs



Farm Gate Value by Congressional District

For Pork - Finishing



Georgia Congressional District 1

Quail

County	Head	Farm Gate	
		Price	Value
Brantley	0	\$0.00	\$0
Bryan	0	\$0.00	\$0
Bulloch	15,000	\$2.85	\$42,750
Camden	0	\$0.00	\$0
Candler	0	\$0.00	\$0
Chatham	0	\$0.00	\$0
Effingham	1,500	\$2.85	\$4,275
Evans	0	\$0.00	\$0
Glynn	0	\$0.00	\$0
Jenkins	10,000	\$2.85	\$28,500
Liberty	0	\$0.00	\$0
Long	0	\$0.00	\$0
McIntosh	0	\$0.00	\$0
Pierce	0	\$0.00	\$0
Screven	0	\$0.00	\$0
Tattnall	15,000	\$2.85	\$42,750
Toombs	20,000	\$2.85	\$57,000
Wayne	4,000	\$2.85	\$11,400
Quail	65,500		\$186,675

Sheep

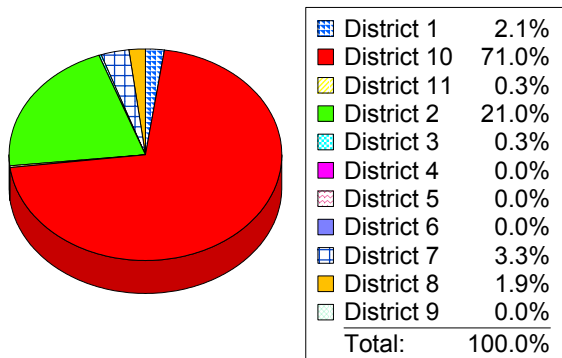
County	Head	Prod.	Farm Gate	
			Price	Value
Brantley	0	0.00	\$0.00	\$0
Bryan	0	0.00	\$0.00	\$0
Bulloch	100	1.25	\$70.00	\$8,750
Camden	0	0.00	\$0.00	\$0
Candler	0	0.00	\$0.00	\$0
Chatham	0	0.00	\$0.00	\$0
Effingham	0	0.00	\$0.00	\$0
Evans	0	0.00	\$0.00	\$0
Glynn	0	0.00	\$0.00	\$0
Jenkins	0	0.00	\$0.00	\$0
Liberty	0	0.00	\$0.00	\$0
Long	0	0.00	\$0.00	\$0
McIntosh	0	0.00	\$0.00	\$0
Pierce	0	0.00	\$0.00	\$0
Screven	70	1.25	\$70.00	\$6,125
Tattnall	400	1.25	\$70.00	\$35,000
Toombs	0	0.00	\$0.00	\$0
Wayne	0	0.00	\$0.00	\$0
Sheep	570			\$49,875

Georgia Total \$8,712,108

Georgia Total \$381,150

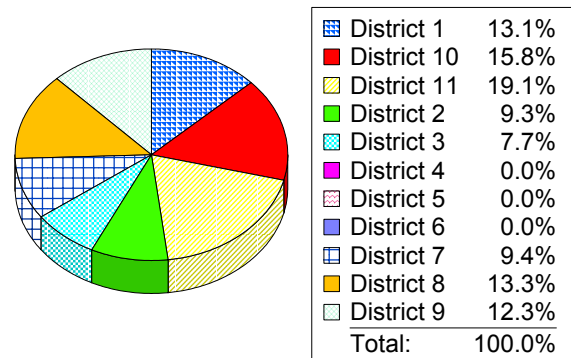
Farm Gate Value by Congressional District

For Quail



Farm Gate Value by Congressional District

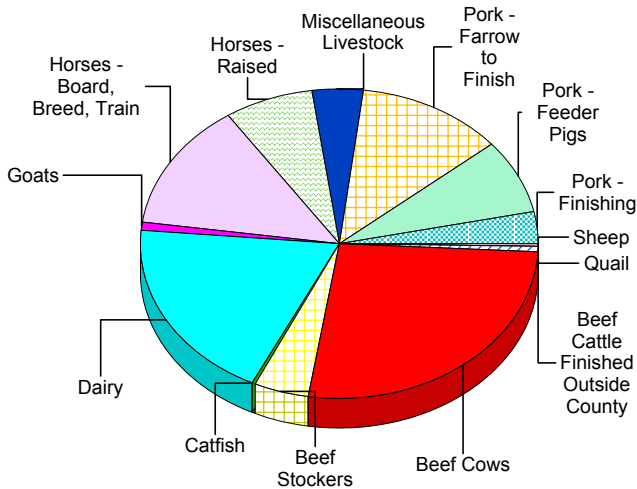
For Sheep



Georgia Congressional District 1

District 1 Livestock Total \$77,235,170

District 1 Farm Gate Value For Livestock



Beef Cattle Finished Outside County	0.6%
Beef Cows	26.7%
Beef Stockers	4.5%
Catfish	0.1%
Dairy	19.2%
Goats	0.8%
Horses - Board, Breed, Train	13.4%
Horses - Raised	7.2%
Miscellaneous Livestock	4.1%
Pork - Farrow to Finish	12.1%
Pork - Feeder Pigs	7.8%
Pork - Finishing	3.3%
Quail	0.2%
Sheep	0.1%
Total:	100.0%

Georgia Congressional District 1

Poultry and Eggs

Breeder Pullet Unit

County	# Houses	Avg. Cap.	Grower Price	Grower Value
Brantley	0	0	12.00	0
Bryan	0	0	12.00	0
Bulloch	0	0	12.00	0
Camden	0	0	12.00	0
Candler	0	0	12.00	0
Chatham	0	0	12.00	0
Effingham	0	0	12.00	0
Evans	2	20,000	12.00	480,000
Glynn	0	0	12.00	0
Jenkins	0	0	12.00	0
Liberty	0	0	12.00	0
Long	0	0	12.00	0
McIntosh	0	0	12.00	0
Pierce	0	0	12.00	0
Screven	0	0	12.00	0
Tattnall	41	9,170	12.00	4,511,640
Toombs	2	12,000	12.00	288,000
Wayne	0	0	12.00	0
Breeder Pullet Unit	45			\$5,279,640

Broiler

(uses a 96% survival rate)

County	# Houses	Avg. Cap.	# Batch	Bird Weight	Grower Price	Grower Value	Integr. Price	Integr. Value
Brantley	0	0	0.00	0.00	.00	00.00		0
Bryan	0	0	0.00	0.00	.00	00.00		0
Bulloch	24	27,000	6.00	4.70	.05	824,5050.32		5,613,650
Camden	0	0	0.00	0.00	.00	00.00		0
Candler	10	20,000	6.00	4.70	.05	254,4770.32		1,732,608
Chatham	0	0	0.00	0.00	.00	00.00		0
Effingham	0	0	0.00	0.00	.00	00.00		0
Evans	52	26,000	6.00	4.70	.05	1,720,2630.32		11,712,430
Glynn	0	0	0.00	0.00	.00	00.00		0
Jenkins	0	0	0.00	0.00	.00	00.00		0
Liberty	0	0	0.00	0.00	.00	00.00		0
Long	20	26,800	6.00	4.70	.05	681,9980.32		4,643,389
McIntosh	0	0	0.00	0.00	.00	00.00		0
Pierce	2	26,000	5.00	4.25	.05	49,8580.32		339,456
Screven	0	0	0.00	0.00	.00	00.00		0
Tattnall	343	25,967	6.00	4.70	.05	11,332,7180.32		77,158,934
Toombs	2	26,800	6.00	4.70	.05	68,2000.32		464,339
Wayne	2	26,800	6.00	4.70	.05	68,2000.32		464,339
Broiler	455					\$15,000,218		\$102,129,145

Georgia Total

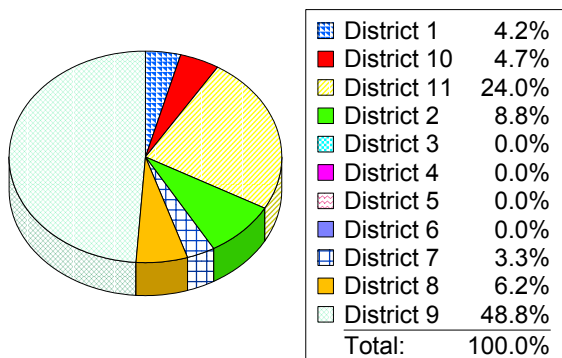
\$126,328,440

Georgia Total

\$2,821,451,502

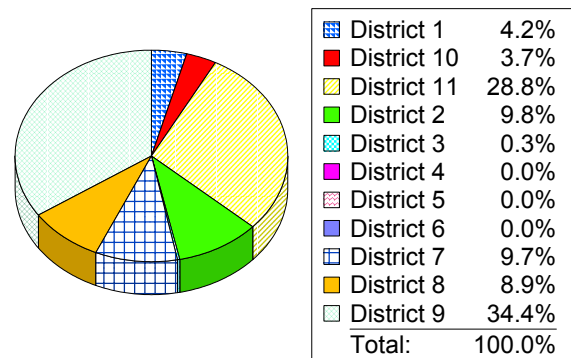
Farm Gate Value by Congressional District

For Breeder Pullet Unit



Farm Gate Value by Congressional District

For Broiler



Georgia Congressional District 1

Hatching Layers

County	# Houses	Avg. Cap.	Grower Price	Grower Value
Brantley	0	0	29.00	0
Bryan	0	0	29.00	0
Bulloch	0	0	29.00	0
Camden	0	0	29.00	0
Candler	0	0	29.00	0
Chatham	0	0	29.00	0
Effingham	0	0	29.00	0
Evans	8	12,000	29.00	2,784,000
Glynn	0	0	29.00	0
Jenkins	0	0	29.00	0
Liberty	0	0	29.00	0
Long	2	20,000	29.00	1,160,000
McIntosh	0	0	29.00	0
Pierce	0	0	29.00	0
Screven	0	0	29.00	0
Tattnall	0	0	29.00	0
Toombs	0	0	29.00	0
Wayne	0	0	29.00	0

Hatching Layers 10 **\$3,944,000**

Table Layers

County	# Houses	Avg. Cap.	Grower Price	Grower Value
Brantley	14	80,000	9.50	10,640,000
Bryan	0	0	9.50	0
Bulloch	0	0	9.50	0
Camden	0	0	9.50	0
Candler	0	0	9.50	0
Chatham	0	0	9.50	0
Effingham	0	0	9.50	0
Evans	0	0	9.50	0
Glynn	0	0	9.50	0
Jenkins	10	10,000	9.50	950,000
Liberty	0	0	9.50	0
Long	0	0	9.50	0
McIntosh	0	0	9.50	0
Pierce	4	60,000	9.50	2,280,000
Screven	0	0	9.50	0
Tattnall	2	15,010	9.50	285,190
Toombs	0	0	9.50	0
Wayne	7	98,000	9.50	6,517,000

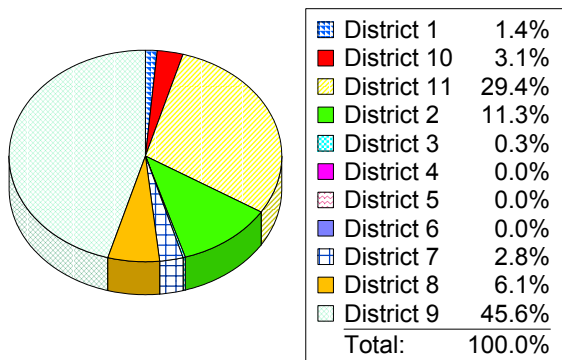
Table Layers 37 **\$20,672,190**

Georgia Total **\$279,734,820**

Georgia Total **\$119,410,393**

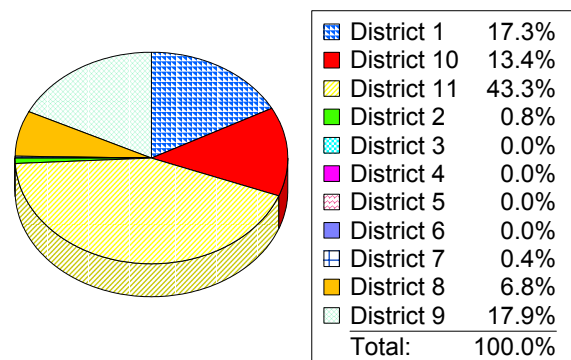
Farm Gate Value by Congressional District

For Hatching Layers



Farm Gate Value by Congressional District

For Table Layers

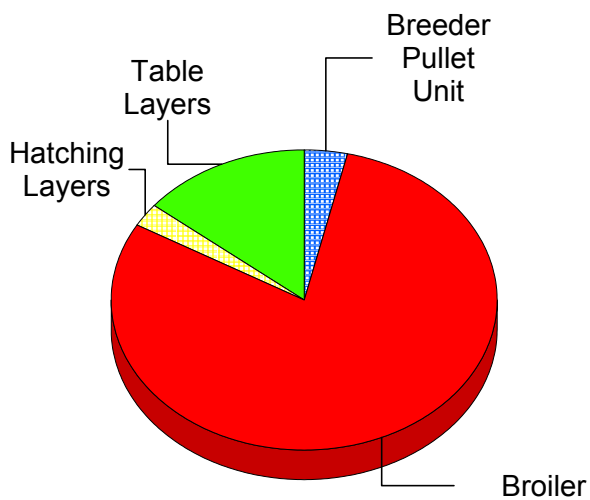






Georgia Congressional District 1

District 1	Total	<u>\$147,025,193</u>
Poultry and Eggs		

District 1 Farm Gate Value

For Poultry and Eggs



	Breeder Pullet Unit	3.6%
	Broiler	79.7%
	Hatching Layers	2.7%
	Table Layers	14.1%
Total:		100.0%

Georgia Congressional District 1

Other

Crop Insurance

County	Farm Gate Value
Brantley	\$146,544
Bryan	\$27,892
Bulloch	\$6,208,506
Camden	\$0
Candler	\$1,746,521
Chatham	\$0
Effingham	\$958,377
Evans	\$209,561
Glynn	\$0
Jenkins	\$705,286
Liberty	\$0
Long	\$49,268
McIntosh	\$0
Pierce	\$1,286,259
Screven	\$1,293,196
Tattnall	\$924,350
Toombs	\$1,071,088
Wayne	\$1,054,528
Crop Insurance	\$15,681,376

Georgia Total \$122,416,851

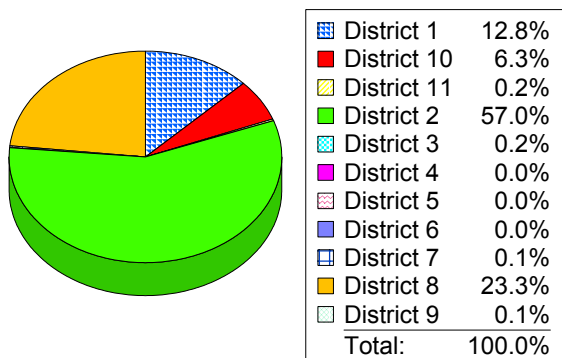
Government Payments

County	Farm Gate Value
Brantley	\$327,111
Bryan	\$0
Bulloch	\$11,200,000
Camden	\$0
Candler	\$2,109,500
Chatham	\$14,023
Effingham	\$1,031,715
Evans	\$1,623,170
Glynn	\$0
Jenkins	\$4,631,596
Liberty	\$0
Long	\$0
McIntosh	\$0
Pierce	\$3,690,000
Screven	\$5,000,000
Tattnall	\$2,356,175
Toombs	\$2,726,488
Wayne	\$972,600
Government Payments	\$35,682,378

Georgia Total \$278,485,126

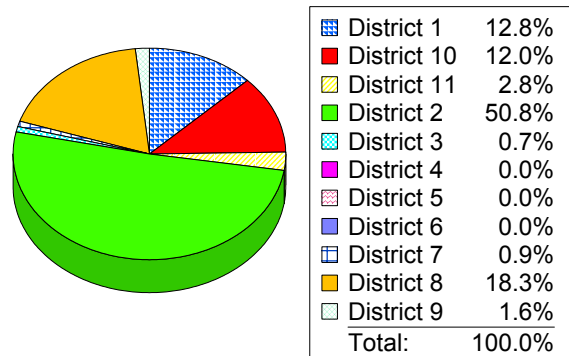
Farm Gate Value by Congressional District

For Crop Insurance



Farm Gate Value by Congressional District

For Government Payments



Georgia Congressional District 1

Hunting Leases - Deer

County	Acres	Farm Gate	
		Price	Value
Brantley	180,000	\$8.00	\$1,440,000
Bryan	0	\$0.00	\$0
Bulloch	285,000	\$8.00	\$2,280,000
Camden	250,000	\$8.00	\$2,000,000
Candler	45,000	\$8.00	\$360,000
Chatham	0	\$0.00	\$0
Effingham	125,000	\$8.00	\$1,000,000
Evans	3,000	\$8.00	\$24,000
Glynn	60,000	\$8.00	\$480,000
Jenkins	20,000	\$8.00	\$160,000
Liberty	4,000	\$8.00	\$32,000
Long	117,429	\$8.00	\$939,432
McIntosh	7,500	\$8.00	\$60,000
Pierce	50,000	\$8.00	\$400,000
Screven	220,000	\$8.00	\$1,760,000
Tattnall	100,000	\$8.00	\$800,000
Toombs	10,000	\$8.00	\$80,000
Wayne	270,000	\$8.00	\$2,160,000
Hunting Leases - Deer	1,746,929		\$13,975,432

Georgia Total

\$71,202,528

Hunting Leases - Duck

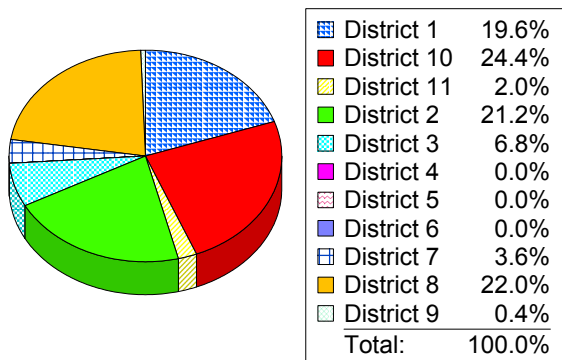
County	Acres	Farm Gate	
		Price	Value
Brantley	0	\$0.00	\$0
Bryan	0	\$0.00	\$0
Bulloch	0	\$0.00	\$0
Camden	0	\$0.00	\$0
Candler	0	\$0.00	\$0
Chatham	0	\$0.00	\$0
Effingham	0	\$0.00	\$0
Evans	0	\$0.00	\$0
Glynn	100	\$50.00	\$5,000
Jenkins	0	\$0.00	\$0
Liberty	0	\$0.00	\$0
Long	0	\$0.00	\$0
McIntosh	0	\$0.00	\$0
Pierce	0	\$0.00	\$0
Screven	1,000	\$50.00	\$50,000
Tattnall	1,000	\$50.00	\$50,000
Toombs	50	\$50.00	\$2,500
Wayne	0	\$0.00	\$0
Hunting Leases - Duck	2,150		\$107,500

Georgia Total

\$682,500

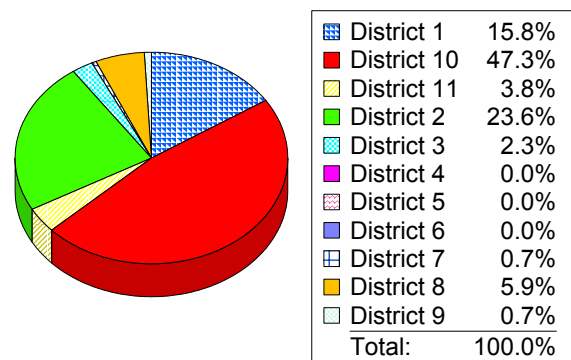
Farm Gate Value by Congressional District

For Hunting Leases - Deer



Farm Gate Value by Congressional District

For Hunting Leases - Duck



Georgia Congressional District 1

Hunting Leases - Turkey

County	Acres	Farm Gate	
		Price	Value
Brantley	0	\$0.00	\$0
Bryan	0	\$0.00	\$0
Bulloch	45,000	\$2.00	\$90,000
Camden	0	\$0.00	\$0
Candler	2,500	\$2.00	\$5,000
Chatham	0	\$0.00	\$0
Effingham	75,000	\$2.00	\$150,000
Evans	300	\$2.00	\$600
Glynn	0	\$0.00	\$0
Jenkins	0	\$0.00	\$0
Liberty	0	\$0.00	\$0
Long	500	\$2.00	\$1,000
McIntosh	500	\$2.00	\$1,000
Pierce	0	\$0.00	\$0
Screven	0	\$0.00	\$0
Tattnall	50,000	\$2.00	\$100,000
Toombs	0	\$0.00	\$0
Wayne	0	\$0.00	\$0
Hunting Leases - Turkey	173,800		\$347,600

Georgia Total

\$3,487,636

Miscellaneous

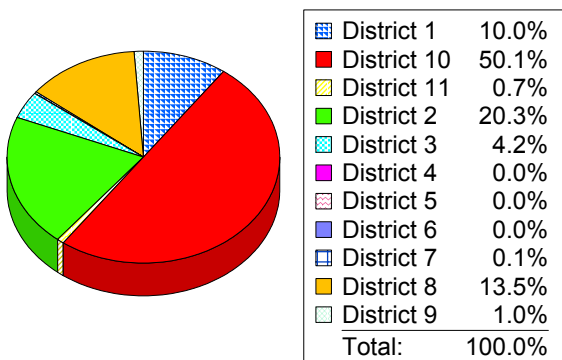
County	Farm Gate Value
	Brantley
Bryan	\$0
Bulloch	\$0
Camden	\$0
Candler	\$0
Chatham	\$0
Effingham	\$0
Evans	\$2,950,000
Glynn	\$0
Jenkins	\$0
Liberty	\$0
Long	\$0
McIntosh	\$0
Pierce	\$0
Screven	\$0
Tattnall	\$805,000
Toombs	\$0
Wayne	\$0
Miscellaneous	\$3,755,000

Georgia Total

\$27,636,730

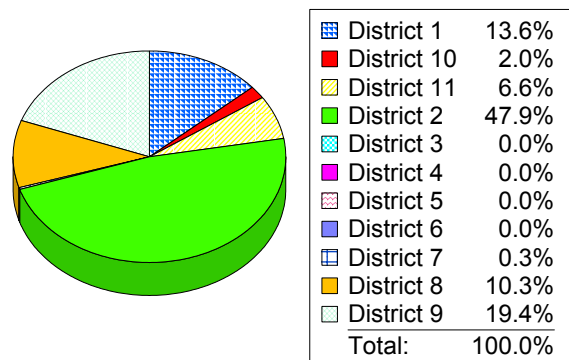
Farm Gate Value by Congressional District

For Hunting Leases - Turkey



Farm Gate Value by Congressional District

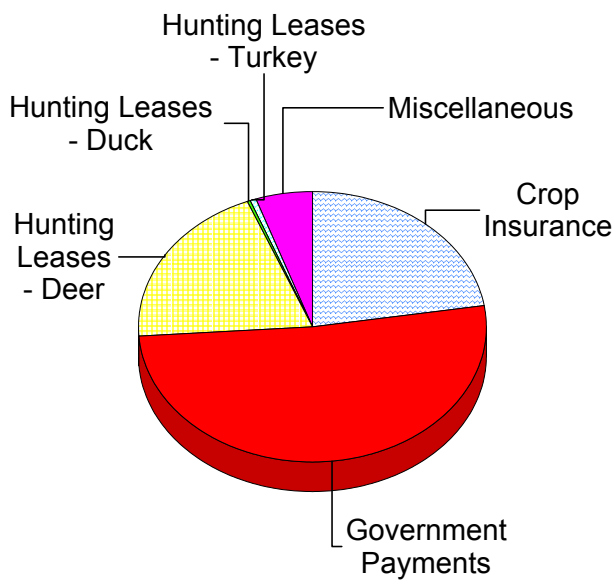
For Miscellaneous



Georgia Congressional District 1

District 1 Total \$69,549,286
 Other

District 1 Farm Gate Value For Other



	Crop Insurance	22.5%
	Government Payments	51.3%
	Hunting Leases - Deer	20.1%
	Hunting Leases - Duck	0.2%
	Hunting Leases - Turkey	0.5%
	Miscellaneous	5.4%
	Miscellaneous Other	0.0%
Total:		100.0%