



---

# The University of Georgia

---

**College of Agricultural and Environmental Sciences**

---

## **Georgia Cooperative Extension Districts 2006 Farm Gate Value Summary**

---

**Compiled by Susan R. Boatright and John C. McKissick  
from information reported by Georgia Cooperative Extension  
County Agents**

**AR-07-03**

---



[www.caed.uga.edu](http://www.caed.uga.edu)

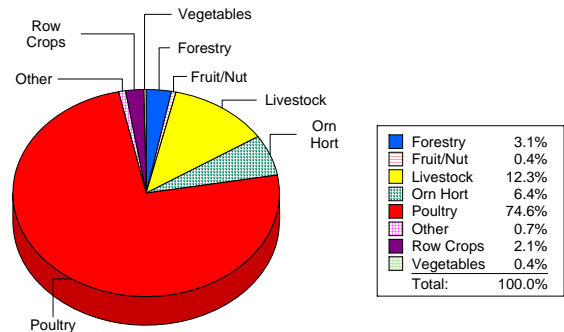
**Northeast Cooperative Extension District -- 2006 Farm Gate Value by Commodity Group**

	Forestry & Related Products	Fruits and Nuts	Livestock & Aquaculture	Ornamental Horticulture	AgriTourism & Other Income	Poultry & Eggs	Row & Forage Crops	Vegetables	Total
Baldwin	\$3,908,472	\$169,509	\$5,029,825	\$707,765	\$702,200	\$4,322,560	\$1,496,544	\$79,627	\$16,416,501
Banks	\$304,124	\$0	\$10,407,402	\$3,526,639	\$342,527	\$186,670,856	\$1,418,875	\$10,118	\$202,680,542
Barrow	\$120,000	\$162,345	\$3,456,676	\$89,811	\$113,769	\$28,849,628	\$1,174,536	\$3,858	\$33,970,622
Bulks	\$1,851,967	\$458,802	\$3,485,682	\$4,154,980	\$1,991,198	\$0	\$529,376	\$0	\$12,472,005
Clarke	\$187,500	\$12,490	\$5,782,276	\$23,651,125	\$334,392	\$2,509,920	\$735,534	\$132,366	\$33,345,603
Columbia	\$5,883,672	\$0	\$8,143,624	\$3,531,720	\$912,865	\$0	\$829,796	\$0	\$19,301,677
Dawson	\$67,507	\$0	\$4,172,815	\$576,368	\$993,317	\$53,268,850	\$543,000	\$827,025	\$60,448,882
Elbert	\$2,597,616	\$40,280	\$5,374,008	\$3,366,100	\$1,004,147	\$71,771,386	\$2,225,278	\$20,206	\$86,399,020
Fannin	\$18,278	\$1,829,654	\$4,241,414	\$483,015	\$1,246,598	\$19,180,911	\$176,235	\$137,092	\$27,313,196
Franklin	\$142,514	\$71,470	\$10,066,236	\$572,978	\$288,051	\$280,632,537	\$2,080,100	\$203,580	\$294,057,466
Gilmer	\$579,919	\$1,973,460	\$6,461,679	\$815,500	\$656,972	\$177,581,046	\$1,169,563	\$343,124	\$189,581,262
Glascocock	\$1,711,241	\$19,500	\$3,182,685	\$0	\$370,985	\$0	\$2,882,188	\$0	\$8,166,599
Greene	\$5,918,669	\$14,438	\$17,248,992	\$7,981,200	\$448,792	\$14,342,400	\$4,529,250	\$40,719	\$50,524,459
Habersham	\$952,093	\$1,573,125	\$13,483,024	\$4,969,510	\$4,671,052	\$232,086,720	\$1,662,290	\$886,398	\$260,284,212
Hall	\$227,600	\$831,088	\$22,647,869	\$2,753,040	\$1,154,285	\$245,572,058	\$1,815,225	\$516,095	\$275,517,258
Hancock	\$11,187,500	\$1,190,500	\$10,101,690	\$643,735	\$213,420	\$0	\$2,007,820	\$838,500	\$26,183,164
Hart	\$620,000	\$287,821	\$15,343,967	\$10,655,133	\$630,756	\$187,102,584	\$4,456,474	\$240,020	\$219,336,755
Jackson	\$459,334	\$0	\$15,104,750	\$2,229,725	\$625,772	\$196,151,376	\$2,561,450	\$0	\$217,132,407
Jasper	\$4,291,674	\$522,810	\$13,877,060	\$16,524,000	\$6,757,287	\$14,917,868	\$2,833,750	\$337,020	\$60,061,469
Jones	\$5,616,524	\$19,105	\$4,750,337	\$342,185	\$540,605	\$4,375,388	\$603,750	\$0	\$16,247,894
Lincoln	\$4,005,387	\$97,570	\$5,787,042	\$104,625	\$2,876,348	\$0	\$1,044,800	\$0	\$13,915,772
Lumpkin	\$316,680	\$503,370	\$3,448,503	\$3,311,579	\$348,517	\$32,505,501	\$754,200	\$192,983	\$41,381,333
Madison	\$3,124,192	\$261,126	\$14,321,063	\$2,420,000	\$710,534	\$209,570,427	\$2,840,740	\$320,890	\$233,568,972
McDuffie	\$3,659,295	\$241,200	\$7,534,414	\$38,842,400	\$1,116,317	\$0	\$1,011,700	\$81,168	\$52,486,494
Monroe	\$5,028,446	\$1,023,394	\$6,410,281	\$1,286,025	\$230,301	\$26,306,803	\$537,350	\$0	\$40,822,601
Morgan	\$3,952,361	\$351,390	\$36,240,703	\$12,440,688	\$1,658,641	\$50,273,101	\$3,423,848	\$0	\$108,340,732
Oconee	\$390,287	\$650,809	\$9,343,050	\$22,185,440	\$2,736,914	\$71,351,374	\$2,430,630	\$114,406	\$109,202,909
Oglethorpe	\$4,864,680	\$0	\$24,585,270	\$2,416,976	\$646,046	\$133,754,958	\$3,098,055	\$0	\$169,365,985
Pickens	\$1,143,596	\$17,438	\$4,272,228	\$975,115	\$145,953	\$50,184,000	\$1,324,090	\$177,612	\$58,240,032
Pulnam	\$3,203,575	\$36,718	\$28,177,228	\$475,005	\$4,888,391	\$20,900,000	\$2,626,751	\$327,816	\$60,635,484
Rabun	\$187,500	\$691,030	\$1,802,411	\$5,615,000	\$2,173,570	\$6,170,419	\$133,888	\$3,660,944	\$20,434,761
Richmond	\$1,836,313	\$156,650	\$4,610,279	\$5,321,220	\$2,481,628	\$0	\$1,213,908	\$493,401	\$16,113,399
Stephens	\$431,670	\$38,594	\$10,457,345	\$122,125	\$166,189	\$43,463,462	\$703,719	\$67,200	\$55,450,304
Taliaferro	\$4,861,809	\$0	\$0	\$0	\$72,057	\$0	\$0	\$0	\$4,933,866
Towns	\$23,500	\$141,400	\$13,728,230	\$474,300	\$2,487,800	\$458,957	\$780,950	\$39,002	\$18,134,138
Union	\$0	\$0	\$5,116,914	\$9,715,480	\$889,692	\$9,098,300	\$672,050	\$1,381,420	\$26,873,856
Walton	\$1,131,491	\$227,240	\$7,494,107	\$16,654,770	\$371,856	\$11,508,608	\$2,448,535	\$197,285	\$40,033,892
Warren	\$5,884,812	\$132,600	\$15,990,111	\$918,747	\$2,717,476	\$0	\$3,550,525	\$563,453	\$29,757,724
White	\$430,000	\$296,700	\$6,850,926	\$365,900	\$561,627	\$71,134,283	\$1,563,320	\$328,521	\$81,531,277
Wilkes	\$11,914,706	\$0	\$21,814,356	\$1,780,625	\$3,535,770	\$33,656,832	\$4,924,550	\$0	\$77,626,839
<b>Total</b>	<b>\$103,036,504</b>	<b>\$14,043,624</b>	<b>\$410,346,470</b>	<b>\$213,000,549</b>	<b>\$54,814,617</b>	<b>\$2,489,673,111</b>	<b>\$70,814,641</b>	<b>\$12,561,849</b>	<b>\$3,368,291,364</b>

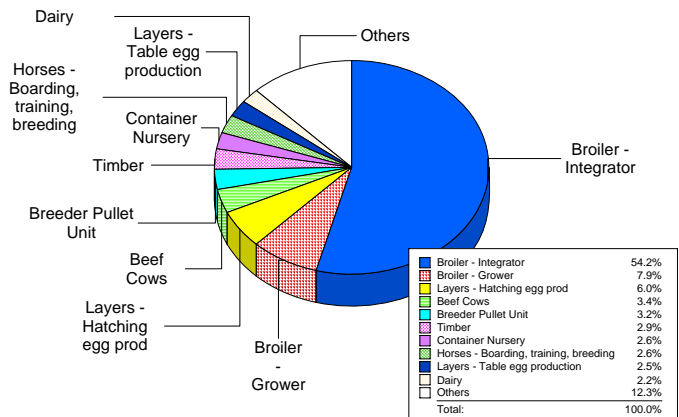
# NE Cooperative Extension District -- 2006 Farm Gate Summary

<u>County</u>	<u>Total Farm Gate Value</u>
Baldwin	\$16,416,501
Banks	\$202,680,542
Barrow	\$33,970,622
Butts	\$12,472,005
Clarke	\$33,345,603
Columbia	\$19,301,677
Dawson	\$60,448,882
Elbert	\$86,399,020
Fannin	\$27,313,196
Franklin	\$294,057,466
Gilmer	\$189,581,262
Glascocock	\$8,166,599
Greene	\$50,524,459
Habersham	\$260,284,212
Hall	\$275,517,258
Hancock	\$26,183,164
Hart	\$219,336,755
Jackson	\$217,132,407
Jasper	\$60,061,469
Jones	\$16,247,894
Lincoln	\$13,915,772
Lumpkin	\$41,381,333
Madison	\$233,568,972
McDuffie	\$52,486,494
Monroe	\$40,822,601
Morgan	\$108,340,732
Oconee	\$109,202,909
Oglethorpe	\$169,365,985
Pickens	\$58,240,032
Putnam	\$60,635,484
Rabun	\$20,434,761
Richmond	\$16,113,399
Stephens	\$55,450,304
Taliaferro	\$4,933,866
Towns	\$18,134,138
Union	\$26,873,856
Walton	\$40,033,892
Warren	\$29,757,724
White	\$81,531,277
Wilkes	\$77,626,839
<b>NE District Total</b>	<b>\$3,368,291,364</b>

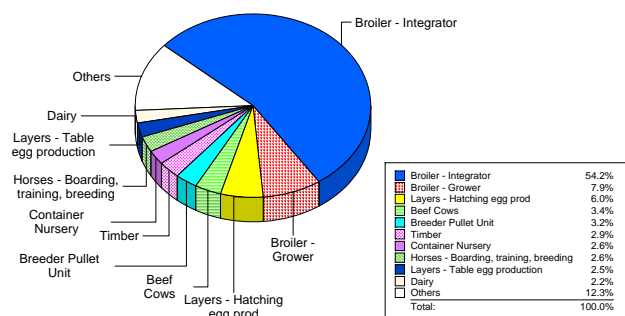
**Farm Gate Value by Commodity Group**



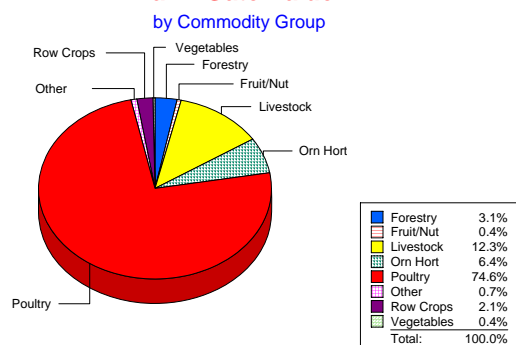
**Top 10 Commodities**



### Top 10 Commodities



### Farm Gate Value



## NE Cooperative Extension District -- 2006 Commodities

Broiler - Integrator	\$1,826,265,787	Watermelon	\$958,061
Broiler - Grower	\$267,381,455	Strawberries	\$942,948
Layers - Hatching egg prod	\$201,977,971	Catfish	\$692,565
Beef Cows	\$115,951,671	Corn Maze	\$685,300
Breeder Pullet Unit	\$107,386,398	School tours	\$657,700
Timber	\$98,729,654	Peanuts	\$548,438
Container Nursery	\$89,237,556	Collards	\$477,825
Horses - Boarding, training, breeding	\$89,040,000	GREEN HOUSE *	\$439,250
Layers - Table egg production	\$84,122,500	Oats	\$404,596
Dairy	\$73,564,814	Blackberries	\$377,857
Greenhouse *	\$65,238,570	Hayrides	\$350,550
Field Nursery	\$52,159,690	Crop Insurance	\$342,597
Hay	\$46,819,450	Cantaloupe	\$336,930
Horses - Raised	\$41,775,000	Pole Beans	\$331,301
Beef Stockers	\$20,410,549	Sorghum	\$306,255
Quail	\$18,080,740	Sheep	\$230,500
Pork - Feeder pigs	\$15,544,104	Wildlife observation	\$227,500
Other	\$13,142,676	Okra	\$146,539
Hunting Leases - Deer	\$12,331,840	Irish Potatoes	\$133,328
Pork - Farrow to finish	\$11,495,075	Hunting Leases - Duck	\$124,000
Government Payments	\$10,249,508	Bell Peppers	\$107,125
Beef Cattle Finished Outside Co	\$9,787,820	Yellow Squash	\$90,542
Special events	\$7,600,000	Hot Peppers	\$89,412
Silage	\$7,058,700	Barley	\$84,688
Pork - Finishing only	\$6,658,444	Turnip Greens	\$83,592
Camping	\$6,469,323	Sweet Potatoes	\$81,792
Turfgrass	\$4,783,877	Southern Peas	\$80,913
Fishing	\$4,047,500	Snap Beans	\$55,885
Apples	\$3,917,514	Lettuce	\$42,045
Corn	\$3,693,689	Lima Beans	\$38,114
Goats	\$3,499,769	Banana Peppers	\$22,500
Tomato	\$3,237,819	Eggplant	\$18,733
Wheat	\$3,229,112	Cucumbers	\$17,437
Christmas Trees	\$3,071,250	Kale	\$16,940
Straw	\$2,995,443	Spinach	\$13,986
Sweet Corn	\$2,843,166	Tobacco	\$13,050
Special attractions	\$2,841,200	Zucchini	\$10,418
Peaches	\$2,764,815	English Peas	\$9,000
Cotton	\$2,705,800	Mustard	\$7,218
Pecans	\$2,420,789	Broccoli	\$2,000
Guide services	\$2,317,050	Winter Squash	\$380
Grapes	\$2,198,030		
Equestrian trail rides	\$1,620,325		
Pumpkin	\$1,344,824		
Blueberries	\$1,240,797		
Pine Straw	\$1,185,600		
Hunting Leases - Turkey	\$1,131,224		
Soybeans	\$1,113,738		
Rye	\$1,013,358		
Cabbage	\$995,575		

\* Greenhouse (for ornamental horticulture)

\* GREEN HOUSE (for vegetables - for sale and transplant)

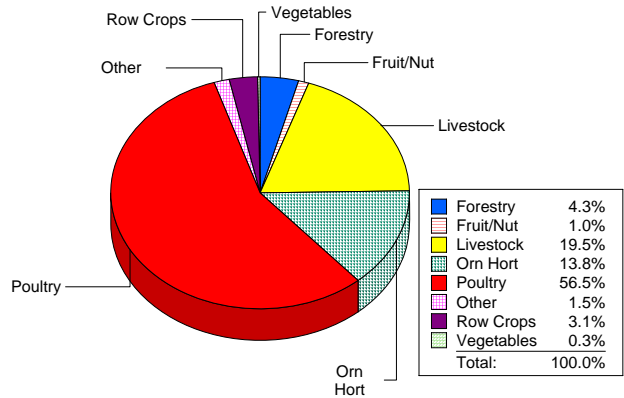
**Northwest Cooperative Extension District -- 2006 Farm Gate Value by Commodity Group**

	Forestry & Related Products	Fruits and Nuts	Livestock & Aquaculture	Ornamental Horticulture	AgriTourism & Other Income	Poultry & Eggs	Row & Forage Crops	Vegetables	Total
Bartow	\$1,349,513	\$0	\$28,759,909	\$6,900,210	\$1,126,845	\$77,063,082	\$3,752,827	\$0	\$118,952,387
Bibb	\$847,944	\$135,068	\$12,819,695	\$546,370	\$83,739	\$4,267,143	\$1,400,890	\$30,977	\$20,131,826
Carroll	\$4,115,000	\$133,920	\$21,135,979	\$3,507,815	\$1,314,640	\$103,972,654	\$1,040,000	\$103,865	\$135,323,872
Catoosa	\$50,680	\$5,100	\$2,524,469	\$1,703,579	\$27,195	\$34,072,368	\$340,925	\$78,691	\$38,803,007
Chattahoochee	\$384,005	\$0	\$83,379	\$0	\$974,000	\$3,275,844	\$48,750	\$0	\$4,765,978
Chattooga	\$811,410	\$56,900	\$7,038,558	\$0	\$509,921	\$4,110,438	\$1,484,215	\$155,283	\$14,166,724
Cherokee	\$1,699,067	\$99,375	\$12,222,209	\$14,822,421	\$790,536	\$39,045,082	\$561,256	\$0	\$69,239,946
Clayton	\$710,000	\$2,793	\$703,440	\$9,498,000	\$353,792	\$0	\$16,250	\$0	\$11,284,275
Cobb	\$96,250	\$0	\$4,800,000	\$3,792,135	\$12,000	\$0	\$0	\$0	\$8,700,385
Coweta	\$1,925,907	\$174,957	\$8,578,078	\$4,919,375	\$324,976	\$0	\$661,197	\$102,774	\$16,687,264
Crawford	\$2,642,750	\$4,490,075	\$1,937,410	\$7,108,940	\$789,661	\$24,098,818	\$1,336,232	\$179,950	\$42,583,835
Dade	\$229,029	\$27,000	\$2,733,215	\$633,285	\$227,647	\$16,948,633	\$345,185	\$647,438	\$21,791,432
DeKalb	\$0	\$0	\$660,000	\$2,092,500	\$1,400,000	\$0	\$0	\$0	\$4,152,500
Douglas	\$242,271	\$3,120	\$2,788,588	\$1,999,400	\$45,858	\$455,770	\$59,600	\$43,000	\$5,637,606
Fayette	\$798,315	\$363,895	\$6,876,895	\$12,671,000	\$460,971	\$11,900	\$44,288	\$568,054	\$21,795,318
Floyd	\$2,689,656	\$146,208	\$9,293,824	\$17,096,070	\$3,251,730	\$38,214,240	\$3,944,711	\$88,283	\$74,724,722
Forsyth	\$30,000	\$0	\$11,617,054	\$5,404,518	\$12,106	\$25,016,613	\$334,375	\$0	\$42,414,666
Fulton	\$220,827	\$201,875	\$3,555,168	\$31,651,090	\$16,832	\$0	\$269,527	\$0	\$35,915,318
Gordon	\$631,789	\$14,820	\$10,005,303	\$3,270,577	\$461,213	\$158,518,747	\$3,441,764	\$48,048	\$176,392,261
Gwinnett	\$262,500	\$287,564	\$5,263,568	\$11,986,750	\$1,774	\$4,972,032	\$0	\$0	\$22,774,188
Haralson	\$3,350,000	\$37,640	\$4,941,447	\$292,950	\$269,300	\$34,358,016	\$989,790	\$47,925	\$44,287,068
Harris	\$2,868,009	\$550,360	\$4,501,240	\$5,093,904	\$2,513,643	\$190,000	\$1,532,790	\$433,252	\$17,683,198
Heard	\$3,000,000	\$0	\$3,828,568	\$922,015	\$973,583	\$42,904,735	\$345,696	\$25,000	\$51,999,597
Henry	\$277,250	\$747,800	\$9,043,851	\$2,575,005	\$315,177	\$0	\$1,844,810	\$0	\$14,803,893
Lamar	\$913,358	\$381,055	\$8,493,423	\$5,613,370	\$669,148	\$15,849,388	\$3,876,229	\$359,289	\$36,155,259
Meriwether	\$6,376,132	\$3,333,628	\$16,056,715	\$10,054,220	\$2,514,816	\$0	\$1,327,792	\$417,514	\$40,080,816
Murray	\$2,056,250	\$23,400	\$2,169,248	\$858,285	\$1,342,178	\$66,974,711	\$3,435,691	\$115,568	\$76,975,330
Muscogee	\$18,750	\$0	\$2,791,757	\$1,467,862	\$42,395	\$0	\$145,665	\$0	\$4,466,429
Newton	\$943,438	\$260,260	\$8,452,352	\$1,420,165	\$748,018	\$2,857,168	\$1,673,585	\$0	\$16,354,985
Paulding	\$624,313	\$125,004	\$5,674,140	\$17,505,760	\$272,794	\$16,763,776	\$308,200	\$610,262	\$41,884,249
Pike	\$1,318,577	\$1,105,753	\$5,758,466	\$5,602,775	\$513,965	\$8,534,286	\$1,027,165	\$185,377	\$24,046,365
Polk	\$2,623,074	\$1,230	\$6,105,474	\$131,030	\$919,618	\$14,242,800	\$1,931,146	\$43,125	\$25,997,497
Rockdale	\$659,921	\$304,933	\$10,969,470	\$5,059,995	\$535,236	\$0	\$26,288	\$25,162	\$17,581,004
Spalding	\$880,745	\$27,000	\$5,560,070	\$350,790	\$136,148	\$1,118,707	\$1,051,169	\$10,000	\$9,134,629
Talbot	\$4,428,631	\$164,865	\$3,880,188	\$65,920	\$3,170,122	\$0	\$922,263	\$146,523	\$12,778,512
Troup	\$9,255,000	\$160,300	\$8,422,733	\$844,350	\$4,559,462	\$0	\$547,660	\$9,480	\$23,798,985
Upson	\$2,084,140	\$619,766	\$6,622,166	\$1,245,925	\$890,537	\$18,828,572	\$625,149	\$60,000	\$30,976,254
Walker	\$553,105	\$137,500	\$9,079,948	\$1,126,773	\$324,185	\$42,533,449	\$4,050,538	\$214,121	\$58,019,619
Whitfield	\$1,231,852	\$58,600	\$11,449,810	\$2,668,928	\$1,042,822	\$31,904,160	\$456,800	\$33,067	\$48,846,039
<b>Total</b>	<b>\$63,199,458</b>	<b>\$14,181,764</b>	<b>\$287,197,807</b>	<b>\$202,504,057</b>	<b>\$33,938,583</b>	<b>\$831,103,128</b>	<b>\$45,200,413</b>	<b>\$4,782,027</b>	<b>\$1,482,107,238</b>

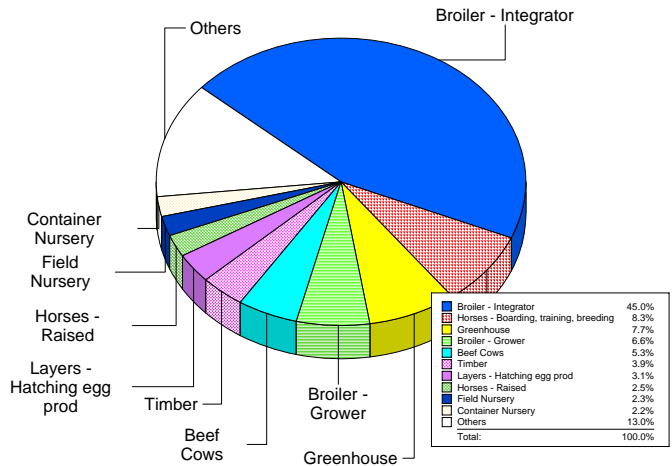
# NW Cooperative Extension District -- 2006 Farm Gate Summary

<u>County</u>	<u>Total Farm Gate Value</u>
Bartow	\$118,952,387
Bibb	\$20,131,826
Carroll	\$135,323,872
Catoosa	\$38,803,007
Chattahoochee	\$4,765,978
Chattooga	\$14,166,724
Cherokee	\$69,239,946
Clayton	\$11,284,275
Cobb	\$8,700,385
Coweta	\$16,687,264
Crawford	\$42,583,835
Dade	\$21,791,432
DeKalb	\$4,152,500
Douglas	\$5,637,606
Fayette	\$21,795,318
Floyd	\$74,724,722
Forsyth	\$42,414,666
Fulton	\$35,915,318
Gordon	\$176,392,261
Gwinnett	\$22,774,188
Haralson	\$44,287,068
Harris	\$17,683,198
Heard	\$51,999,597
Henry	\$14,803,893
Lamar	\$36,155,259
Meriwether	\$40,080,816
Murray	\$76,975,330
Muscogee	\$4,466,429
Newton	\$16,354,985
Paulding	\$41,884,249
Pike	\$24,046,365
Polk	\$25,997,497
Rockdale	\$17,581,004
Spalding	\$9,134,629
Talbot	\$12,778,512
Troup	\$23,798,985
Upson	\$30,976,254
Walker	\$58,019,619
Whitfield	\$48,846,039
<b>NW District Total:</b>	<b>\$1,482,107,238</b>

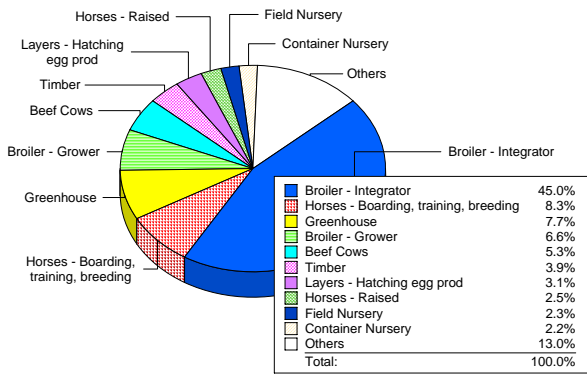
**Farm Gate Value by Commodity Group**



**Top 10 Commodities**

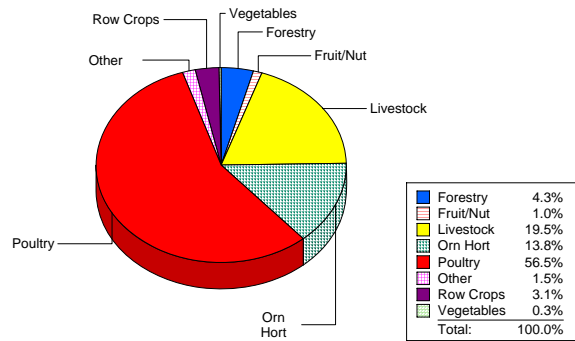


### Top 10 Commodities



### Farm Gate Value

by Commodity Group



## NW Cooperative Extension District -- 2006 Commodities

Broiler - Integrator	\$667,037,179
Horses - Boarding, training, breeding	\$123,057,000
Greenhouse *	\$113,600,988
Broiler - Grower	\$97,660,139
Beef Cows	\$78,145,864
Timber	\$57,879,458
Layers - Hatching egg prod	\$46,640,160
Horses - Raised	\$37,675,000
Field Nursery	\$34,636,730
Container Nursery	\$32,773,620
Hay	\$22,122,507
Turfgrass	\$21,137,319
Beef Stockers	\$17,127,760
Hunting Leases - Deer	\$14,585,880
Breeder Pullet Unit	\$14,364,000
Dairy	\$13,293,798
Other	\$7,794,030
Peaches	\$7,782,766
Beef Cattle Finished Outside Co	\$6,295,492
Corn	\$5,762,409
Government Payments	\$5,490,794
Cotton	\$4,467,878
Camping	\$4,286,900
Christmas Trees	\$3,137,500
Straw	\$2,951,463
Pork - Feeder pigs	\$2,834,885
Wheat	\$2,830,736
Pork - Farrow to finish	\$2,699,666
Goats	\$2,608,013
Soybeans	\$2,561,451
Fishing	\$2,458,900
Pecans	\$2,415,160
Pine Straw	\$2,082,500
Layers - Table egg production	\$1,716,650
Special events	\$1,688,165
Silage	\$1,633,652
Catfish	\$1,470,490
Blueberries	\$1,393,795
Strawberries	\$1,250,797
Guide services	\$1,242,500
Rye	\$973,828
Grapes	\$935,305
Sweet Corn	\$921,239
Tomato	\$794,606

Hunting Leases - Turkey	\$747,800
School tours	\$701,300
Pumpkin	\$680,712
Crop Insurance	\$665,594
Quail	\$521,080
Special attractions	\$509,800
Corn Maze	\$477,000
Watermelon	\$428,330
Equestrian trail rides	\$379,250
Cantaloupe	\$276,203
Blackberries	\$218,180
Turnip Greens	\$197,593
Sheep	\$193,619
Irish Potatoes	\$193,458
Southern Peas	\$169,061
Collards	\$153,150
Hunting Leases - Duck	\$147,500
Okra	\$131,602
Apples	\$129,181
Yellow Squash	\$116,618
Snap Beans	\$91,345
Cucumbers	\$87,607
Oats	\$85,781
Wildlife observation	\$70,000
Bell Peppers	\$66,494
Peanuts	\$63,338
Hayrides	\$51,800
Sorghum	\$41,514
Hot Peppers	\$34,974
Barley	\$32,348
Sweet Potatoes	\$29,952
Cabbage	\$29,612
GREEN HOUSE *	\$29,200
Banana Peppers	\$26,925
Lima Beans	\$25,783
Pole Beans	\$22,930
Green Onions	\$18,360
Eggplant	\$14,442
Zucchini	\$12,393
Mustard	\$9,578
Lettuce	\$5,288
Turnip Roots	\$1,575

\* Greenhouse (for ornamental horticulture)

\* GREEN HOUSE (for vegetables - for sale and transplant)

**Southeast Cooperative Extension District -- 2006 Farm Gate Value by Commodity Group**

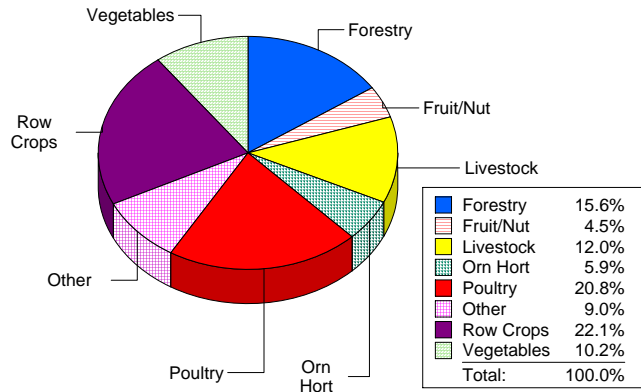
	Forestry & Related Products	Fruits and Nuts	Livestock & Aquaculture	Ornamental Horticulture	AgriTourism & Other Income	Poultry & Eggs	Row & Forage Crops	Vegetables	Total
Appling	\$11,832,724	\$12,725,910	\$14,712,515	\$2,264,540	\$7,723,738	\$31,283,204	\$25,747,035	\$387,067	\$106,676,732
Atkinson	\$4,759,027	\$711,478	\$3,987,239	\$415,894	\$6,495,985	\$50,626,888	\$15,483,108	\$2,051,993	\$84,531,611
Bacon	\$413,169	\$26,621,250	\$7,023,474	\$641,670	\$6,110,866	\$13,456,152	\$15,907,155	\$1,580,451	\$71,754,187
Bleckley	\$4,928,164	\$155,610	\$4,596,178	\$490,275	\$5,256,065	\$2,175,264	\$12,815,416	\$208,097	\$30,625,069
Brantley	\$8,185,955	\$2,310,450	\$2,582,486	\$353,221	\$2,668,374	\$9,312,000	\$1,356,401	\$4,165	\$26,773,051
Bryan	\$4,031,000	\$69,023	\$1,798,080	\$296,080	\$343,379	\$0	\$1,084,530	\$0	\$7,622,092
Bulloch	\$12,777,901	\$3,179,462	\$18,664,585	\$13,706,280	\$17,716,175	\$10,326,528	\$43,004,789	\$10,262,135	\$129,637,856
Burke	\$14,740,064	\$2,694,100	\$18,136,164	\$1,639,050	\$14,505,224	\$0	\$37,284,472	\$263,965	\$89,263,039
Camden	\$3,836,736	\$53,812	\$336,391	\$866,596	\$3,000,000	\$0	\$16,250	\$0	\$8,109,785
Candler	\$2,500,650	\$3,801,170	\$9,732,919	\$2,525,134	\$4,383,882	\$5,047,663	\$17,275,500	\$8,375,610	\$53,642,528
Charlton	\$9,035,136	\$91,404	\$1,349,994	\$1,079,950	\$2,590,561	\$4,694,679	\$334,375	\$12,112	\$19,188,212
Chatham	\$0	\$106,238	\$2,208,787	\$4,783,975	\$18,437	\$0	\$64,175	\$0	\$7,181,611
Coffee	\$8,671,707	\$1,143,636	\$12,115,627	\$15,620,225	\$11,745,591	\$80,147,590	\$36,789,424	\$870,691	\$167,104,491
Dodge	\$11,417,638	\$345,750	\$6,997,670	\$4,410,750	\$6,103,695	\$1,965,506	\$14,445,800	\$10,597,878	\$56,284,687
Effingham	\$6,226,031	\$505,070	\$6,463,720	\$4,270,270	\$3,893,958	\$0	\$5,271,975	\$571,119	\$27,202,143
Emanuel	\$15,776,690	\$336,540	\$5,477,854	\$2,715,011	\$6,992,807	\$0	\$15,561,923	\$582,531	\$47,443,356
Evans	\$1,339,601	\$1,018,500	\$6,796,148	\$8,974,900	\$1,894,188	\$18,725,453	\$6,060,835	\$8,715,600	\$53,525,225
Glynn	\$8,677,562	\$18,450	\$3,740,000	\$430,100	\$128	\$0	\$0	\$0	\$12,866,240
Jeff Davis	\$9,443,974	\$2,946,895	\$7,667,141	\$3,394,905	\$5,679,070	\$19,210,063	\$19,205,086	\$762,090	\$68,309,224
Jefferson	\$4,216,570	\$942,565	\$9,088,289	\$4,726,453	\$4,896,033	\$0	\$24,736,310	\$377,756	\$48,983,976
Jenkins	\$3,750,000	\$324,698	\$8,657,027	\$377,146	\$5,008,674	\$0	\$15,995,969	\$33,750	\$34,147,264
Johnson	\$12,295,750	\$177,270	\$4,793,439	\$1,648,839	\$1,485,270	\$0	\$6,027,978	\$163,615	\$26,592,160
Laurens	\$20,014,176	\$205,931	\$12,003,252	\$3,243,715	\$7,121,506	\$0	\$12,614,280	\$690,984	\$55,893,844
Liberty	\$776,250	\$16,656	\$667,997	\$140,190	\$111,768	\$0	\$289,223	\$0	\$2,002,084
Long	\$6,398,680	\$949,008	\$1,892,983	\$0	\$1,651,410	\$12,065,858	\$941,574	\$630,654	\$24,530,167
McIntosh	\$5,306,285	\$109,224	\$0	\$258,060	\$91,100	\$0	\$0	\$0	\$5,764,669
Montgomery	\$1,225,114	\$907,920	\$7,634,387	\$355,445	\$1,173,615	\$1,026,000	\$3,877,054	\$2,083,750	\$18,283,285
Pierce	\$5,095,000	\$7,615,015	\$4,170,024	\$729,775	\$6,076,379	\$2,204,379	\$18,349,933	\$581,036	\$44,821,541
Screven	\$10,869,137	\$2,993,083	\$5,751,522	\$5,897,735	\$8,737,865	\$0	\$21,109,381	\$16,875	\$55,375,598
Tattnall	\$5,478,047	\$3,705,443	\$11,315,612	\$0	\$6,164,452	\$124,438,798	\$12,231,007	\$67,193,054	\$230,526,412
Telfair	\$10,293,750	\$160,290	\$5,025,689	\$0	\$3,214,470	\$285,000	\$6,852,024	\$16,053,172	\$41,884,396
Toombs	\$3,754,305	\$706,178	\$5,631,005	\$6,205,250	\$4,644,210	\$4,936,470	\$6,576,538	\$42,851,074	\$75,305,031
Treutlen	\$4,933,486	\$67,440	\$3,313,330	\$9,435,770	\$944,405	\$0	\$2,613,260	\$840,809	\$22,148,499
Twiggs	\$7,000,561	\$148,688	\$1,637,734	\$43,010	\$2,704,733	\$0	\$4,073,441	\$0	\$15,608,167
Ware	\$10,180,000	\$5,907,900	\$4,077,740	\$2,576,080	\$3,590,178	\$9,896,471	\$6,022,072	\$3,407,924	\$45,658,365
Washington	\$11,401,955	\$971,010	\$5,417,632	\$6,360,415	\$4,982,527	\$0	\$7,840,024	\$289,424	\$37,262,987
Wayne	\$32,240,598	\$3,325,744	\$5,481,197	\$639,822	\$6,762,027	\$9,724,317	\$11,932,577	\$10,383,668	\$80,489,950
Wheeler	\$7,893,949	\$677,625	\$4,957,353	\$4,741,411	\$2,069,665	\$3,750	\$6,955,853	\$10,410,164	\$37,709,771
Wilkinson	\$6,432,730	\$115,035	\$1,453,168	\$33,540	\$2,323,701	\$1,419,300	\$1,034,759	\$40,579	\$12,852,812
<b>Total</b>	<b>\$308,150,071</b>	<b>\$88,861,470</b>	<b>\$237,356,353</b>	<b>\$116,291,480</b>	<b>\$180,876,111</b>	<b>\$412,971,333</b>	<b>\$437,781,505</b>	<b>\$201,293,793</b>	<b>\$1,983,582,116</b>



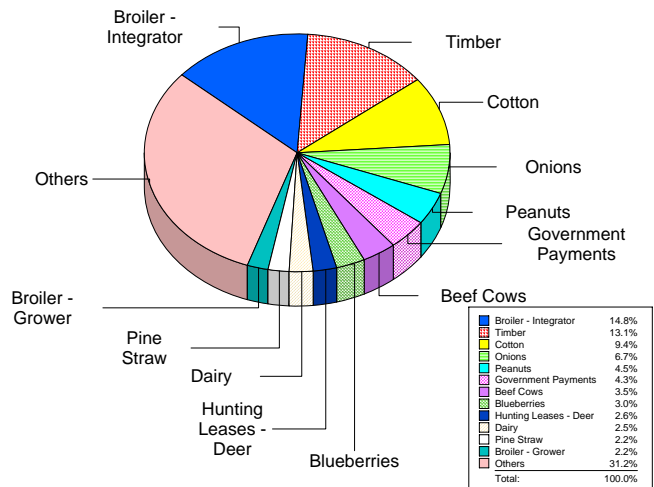
# SE Cooperative Extension District -- 2006 Farm Gate Summary

<u>County</u>	<u>Total Farm Gate Value</u>
Appling	\$106,676,732
Atkinson	\$84,531,611
Bacon	\$71,754,187
Bleckley	\$30,625,069
Brantley	\$26,773,051
Bryan	\$7,622,092
Bulloch	\$129,637,856
Burke	\$89,263,039
Camden	\$8,109,785
Candler	\$53,642,528
Charlton	\$19,188,212
Chatham	\$7,181,611
Coffee	\$167,104,491
Dodge	\$56,284,687
Effingham	\$27,202,143
Emanuel	\$47,443,356
Evans	\$53,525,225
Glynn	\$12,866,240
Jeff Davis	\$68,309,224
Jefferson	\$48,983,976
Jenkins	\$34,147,264
Johnson	\$26,592,160
Laurens	\$55,893,844
Liberty	\$2,002,084
Long	\$24,530,167
McIntosh	\$5,764,669
Montgomery	\$18,283,285
Pierce	\$44,821,541
Screven	\$55,375,598
Tattnall	\$230,526,412
Telfair	\$41,884,396
Toombs	\$75,305,031
Treutlen	\$22,148,499
Twiggs	\$15,608,167
Ware	\$45,658,365
Washington	\$37,262,987
Wayne	\$80,489,950
Wheeler	\$37,709,771
Wilkinson	\$12,852,812
<b>SE District Total:</b>	<b>\$1,983,582,116</b>

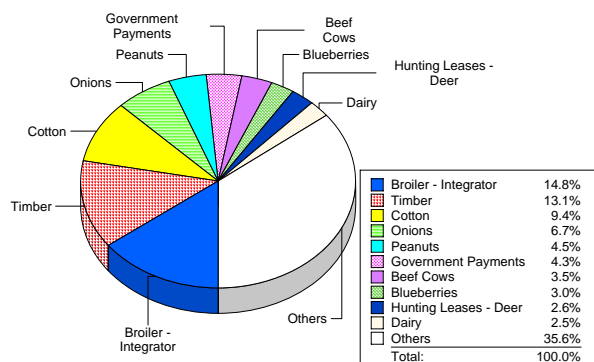
**Farm Gate Value by Commodity Group**



**Top 10 Commodities**

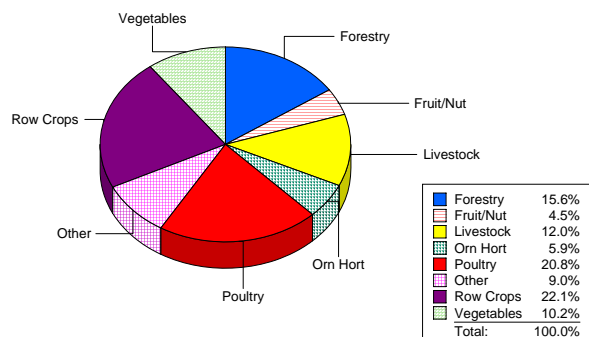


**Top 10 Commodities**



**Farm Gate Value**

by Commodity Group



## SE Cooperative Extension District -- 2006 Commodities

Broiler - Integrator	\$294,374,041	Cabbage	\$2,109,906
Timber	\$260,325,884	Grapes	\$2,022,188
Cotton	\$186,828,437	Hunting Leases - Turkey	\$1,834,400
Onions	\$131,945,031	Southern Peas	\$1,759,993
Peanuts	\$89,307,458	Blackberries	\$1,444,575
Government Payments	\$85,840,353	Guide services	\$1,393,250
Beef Cows	\$69,028,662	Tomato	\$1,335,419
Blueberries	\$58,738,837	Turnip Greens	\$1,329,484
Hunting Leases - Deer	\$51,479,776	Quail	\$1,193,820
Dairy	\$48,758,831	Strawberries	\$1,159,535
Pine Straw	\$44,104,500	Peaches	\$1,121,569
Broiler - Grower	\$43,098,962	Christmas Trees	\$1,029,688
Greenhouse *	\$42,722,243	Sweet Potatoes	\$1,016,710
Turfgrass	\$41,224,262	Mustard	\$808,565
Horses - Boarding, training, breeding	\$39,942,000	Zucchini	\$709,871
Layers - Hatching egg prod	\$38,225,880	Carrots	\$667,265
Crop Insurance	\$38,157,047	GREEN HOUSE *	\$604,800
Hay	\$35,643,477	Hunting Leases - Duck	\$595,500
Corn	\$32,416,816	Sorghum	\$518,270
Tobacco	\$32,364,153	Okra	\$409,220
Other	\$25,869,454	Eggplant	\$357,585
Layers - Table egg production	\$24,861,500	Lima Beans	\$352,442
Pecans	\$23,720,814	Special events	\$159,500
Watermelon	\$23,440,186	Special attractions	\$148,000
Container Nursery	\$20,322,225	Kale	\$115,270
Horses - Raised	\$19,322,500	English Peas	\$106,695
Soybeans	\$15,038,785	Banana Peppers	\$100,660
Wheat	\$13,771,044	Irish Potatoes	\$83,384
Beef Stockers	\$12,096,098	Hot Peppers	\$79,724
Field Nursery	\$11,024,060	Camping	\$68,210
Straw	\$10,650,827	Sheep	\$68,100
Pork - Farrow to finish	\$10,624,991	Pumpkin	\$68,088
Silage	\$10,155,368	Equestrian trail rides	\$56,900
Pork - Finishing only	\$9,900,043	Fishing	\$55,125
Breeder Pullet Unit	\$8,787,800	Turnip Roots	\$45,155
Pork - Feeder pigs	\$8,531,330	Pole Beans	\$39,183
Goats	\$5,165,344	Winter Squash	\$24,320
Sweet Corn	\$5,005,137	Hayrides	\$22,700
Rye	\$4,850,994	Wildlife observation	\$13,400
Yellow Squash	\$4,791,831	School tours	\$10,400
Cantaloupe	\$3,944,910	Barley	\$10,029
Snap Beans	\$3,909,560	Corn Maze	\$4,950
Cucumbers	\$3,835,719		
Beef Cattle Finished Outside Co	\$2,979,472		
Bell Peppers	\$2,341,829		
Oats	\$2,299,574		
Collards	\$2,298,740		
Green Onions	\$2,269,624		
Catfish	\$2,191,863		

\* Greenhouse (ornamental horticulture)  
\* GREEN HOUSE (for vegetables - sale and transplant)

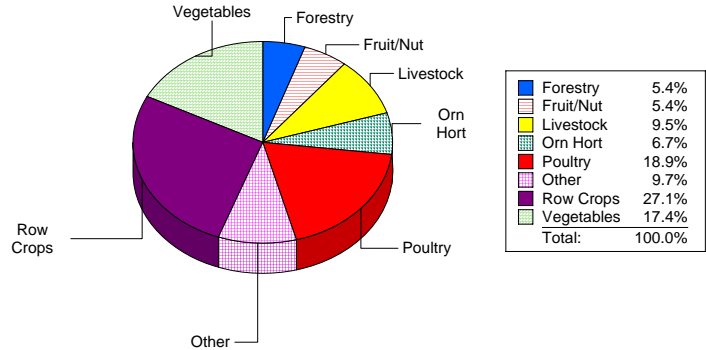
**Southwest Cooperative Extension District -- 2006 Farm Gate Value by Commodity Group**

	Forestry & Related Products	Fruits and Nuts	Livestock & Aquaculture	Ornamental Horticulture	AgriTourism & Other Income	Poultry & Eggs	Row & Forage Crops	Vegetables	Total
Baker	\$2,178,925	\$390,000	\$4,200,921	\$2,066,652	\$11,209,619	\$29,667,634	\$31,918,514	\$214,210	\$81,846,475
Ben Hill	\$6,317,568	\$1,755,000	\$5,648,544	\$1,871,312	\$4,466,110	\$8,762,609	\$11,974,585	\$1,192,115	\$41,987,842
Berrien	\$5,877,105	\$6,954,171	\$8,065,010	\$5,767,336	\$9,485,891	\$15,612,035	\$28,400,244	\$7,812,468	\$87,974,258
Brooks	\$8,055,303	\$9,292,800	\$31,709,507	\$7,529,200	\$12,834,885	\$8,806,080	\$40,569,605	\$25,427,095	\$144,224,475
Calhoun	\$1,256,705	\$6,415,560	\$2,985,235	\$627,750	\$8,948,740	\$16,063,488	\$27,230,961	\$0	\$63,528,438
Clay	\$2,473,273	\$19,110	\$2,938,235	\$860,200	\$4,004,034	\$0	\$10,008,324	\$0	\$20,303,176
Clinch	\$19,845,555	\$13,127,250	\$4,819,828	\$1,187,340	\$811,897	\$1,502,256	\$850,914	\$437,960	\$42,583,000
Colquitt	\$8,683,417	\$1,178,551	\$13,930,283	\$9,591,153	\$17,616,508	\$144,793,219	\$47,753,318	\$141,236,756	\$384,783,205
Cook	\$1,993,506	\$2,017,097	\$4,232,766	\$11,883,980	\$10,433,986	\$14,657,779	\$21,260,850	\$24,081,458	\$90,561,421
Crisp	\$2,941,860	\$3,229,200	\$5,403,536	\$1,186,815	\$8,671,002	\$6,212,052	\$26,106,163	\$16,981,086	\$70,731,715
Decatur	\$10,800,265	\$1,137,838	\$6,909,164	\$9,723,565	\$17,025,502	\$25,393,608	\$44,444,740	\$60,422,077	\$175,856,758
Dooly	\$2,578,305	\$1,840,914	\$3,457,623	\$2,860,310	\$21,633,094	\$12,908,160	\$49,757,558	\$5,286,916	\$100,322,879
Dougherty	\$1,918,192	\$32,623,096	\$10,213,568	\$3,105,360	\$6,260,795	\$1,191,216	\$6,934,220	\$88,196	\$62,334,643
Early	\$5,666,942	\$244,238	\$7,803,228	\$2,291,945	\$16,786,508	\$1,310,338	\$49,311,084	\$0	\$83,414,282
Echols	\$10,020,000	\$0	\$626,360	\$2,565,572	\$3,256,302	\$0	\$766,494	\$70,330,948	\$87,565,676
Grady	\$4,765,490	\$1,877,375	\$9,259,388	\$66,149,844	\$7,224,244	\$26,116,867	\$24,581,067	\$6,655,452	\$146,629,727
Houston	\$2,209,535	\$2,337,380	\$6,097,421	\$3,650,760	\$5,011,507	\$11,793,038	\$10,987,345	\$308,517	\$42,395,504
Irwin	\$7,412,500	\$4,252,601	\$7,512,513	\$1,820,587	\$12,986,722	\$3,863,844	\$34,785,245	\$5,562,117	\$78,196,128
Lanier	\$3,925,000	\$2,695,590	\$3,889,386	\$12,433,080	\$2,934,510	\$1,414,250	\$8,397,861	\$125,000	\$35,814,677
Lee	\$1,927,621	\$5,631,240	\$12,523,613	\$1,433,190	\$10,354,886	\$0	\$24,420,392	\$1,618,134	\$57,909,076
Lowndes	\$8,187,500	\$6,307,230	\$5,423,719	\$6,264,940	\$3,916,836	\$0	\$15,233,744	\$22,174,152	\$67,508,121
Macon	\$2,275,028	\$14,385,140	\$30,294,068	\$12,552,270	\$6,791,227	\$96,439,851	\$16,088,973	\$2,227,782	\$181,054,339
Marion	\$4,753,698	\$21,938	\$2,612,942	\$200,000	\$2,546,164	\$22,831,066	\$1,941,058	\$980,209	\$35,887,075
Miller	\$821,700	\$168,230	\$7,126,196	\$164,083	\$13,157,233	\$2,151,360	\$50,200,466	\$1,408,778	\$75,198,046
Mitchell	\$4,319,119	\$8,863,823	\$33,351,387	\$4,890,790	\$19,537,706	\$72,791,158	\$54,833,050	\$23,088,231	\$221,675,263
Peach	\$640,197	\$33,951,293	\$7,550,019	\$8,317,602	\$3,084,749	\$0	\$3,802,284	\$24,737	\$57,370,880
Pulaski	\$378,537	\$1,249,950	\$2,104,440	\$3,893,790	\$7,853,834	\$11,465,454	\$24,967,865	\$3,280,298	\$55,194,169
Quitman	\$3,697,981	\$4,290	\$952,497	\$0	\$1,502,234	\$0	\$688,023	\$0	\$6,845,025
Randolph	\$5,635,955	\$664,268	\$3,112,800	\$1,143,325	\$8,422,299	\$0	\$25,364,805	\$0	\$44,343,451
Schley	\$1,300,079	\$329,063	\$2,315,118	\$359,954	\$1,014,333	\$17,599,715	\$1,206,720	\$232,815	\$24,357,796
Seminole	\$1,129,393	\$2,258,019	\$7,719,959	\$2,561,306	\$9,722,644	\$0	\$38,488,147	\$7,398,658	\$69,278,126
Stewart	\$5,076,814	\$941,460	\$1,650,193	\$1,413,662	\$4,668,612	\$2,748,960	\$2,783,131	\$3,629	\$19,286,462
Sumter	\$4,051,695	\$3,600,262	\$14,769,647	\$11,117,125	\$10,810,654	\$16,228,855	\$31,327,257	\$25,829,992	\$117,735,487
Taylor	\$3,900,000	\$8,557,515	\$3,986,414	\$1,714,300	\$5,098,508	\$22,002,416	\$3,070,169	\$1,410,902	\$49,740,224
Terrell	\$2,831,345	\$1,295,580	\$5,016,822	\$2,057,160	\$11,547,575	\$0	\$26,739,020	\$161,320	\$49,648,822
Thomas	\$7,044,346	\$3,458,578	\$15,009,876	\$5,485,821	\$24,375,765	\$10,348,363	\$33,594,189	\$4,945,404	\$104,262,341
Tift	\$3,408,358	\$1,293,675	\$6,715,828	\$14,488,930	\$8,118,135	\$462,000	\$25,305,101	\$93,700,552	\$153,492,579
Turner	\$2,390,000	\$1,133,140	\$7,981,517	\$4,590,895	\$8,233,367	\$10,517,760	\$20,713,107	\$13,195,804	\$68,755,590
Webster	\$1,344,944	\$983,685	\$3,288,691	\$674,772	\$4,834,985	\$1,210,042	\$5,647,781	\$1,805,364	\$19,790,265
Wilcox	\$8,182,211	\$1,038,064	\$4,840,100	\$767,248	\$7,198,354	\$36,877,896	\$21,803,408	\$24,180,776	\$104,888,056
Worth	\$6,255,000	\$1,518,530	\$13,417,709	\$2,394,134	\$17,311,061	\$6,149,266	\$44,361,288	\$15,678,844	\$107,085,832
<b>Total</b>	<b>\$188,470,968</b>	<b>\$189,042,740</b>	<b>\$331,466,070</b>	<b>\$233,658,059</b>	<b>\$371,703,017</b>	<b>\$659,892,634</b>	<b>\$948,619,068</b>	<b>\$609,508,749</b>	<b>\$3,532,361,305</b>

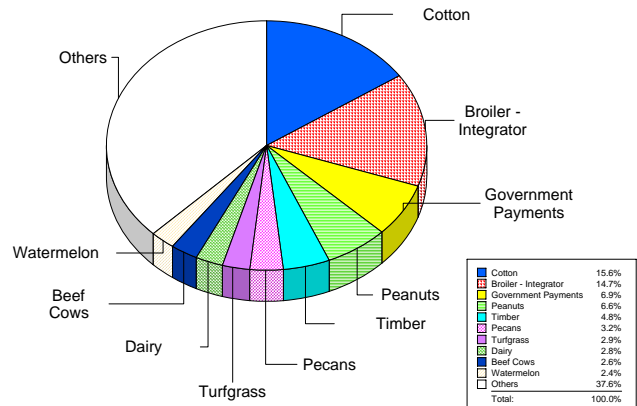
# SW Cooperative Extension District -- 2006 Farm Gate Summary

<u>County</u>	<u>Total Farm Gate Value</u>
Baker	\$81,846,475
Ben Hill	\$41,987,842
Berrien	\$87,974,258
Brooks	\$144,224,475
Calhoun	\$63,528,438
Clay	\$20,303,176
Clinch	\$42,583,000
Colquitt	\$384,783,205
Cook	\$90,561,421
Crisp	\$70,731,715
Decatur	\$175,856,758
Dooly	\$100,322,879
Dougherty	\$62,334,643
Early	\$83,414,282
Echols	\$87,565,676
Grady	\$146,629,727
Houston	\$42,395,504
Irwin	\$78,196,128
Lanier	\$35,814,677
Lee	\$57,909,076
Lowndes	\$67,508,121
Macon	\$181,054,339
Marion	\$35,887,075
Miller	\$75,198,046
Mitchell	\$221,675,263
Peach	\$57,370,880
Pulaski	\$55,194,169
Quitman	\$6,845,025
Randolph	\$44,343,451
Schley	\$24,357,796
Seminole	\$69,278,126
Stewart	\$19,286,462
Sumter	\$117,735,487
Taylor	\$49,740,224
Terrell	\$49,648,822
Thomas	\$104,262,341
Tift	\$153,492,579
Turner	\$68,755,590
Webster	\$19,790,265
Wilcox	\$104,888,056
Worth	\$107,085,832
<b>SW District Total:</b>	<b>\$3,532,361,305</b>

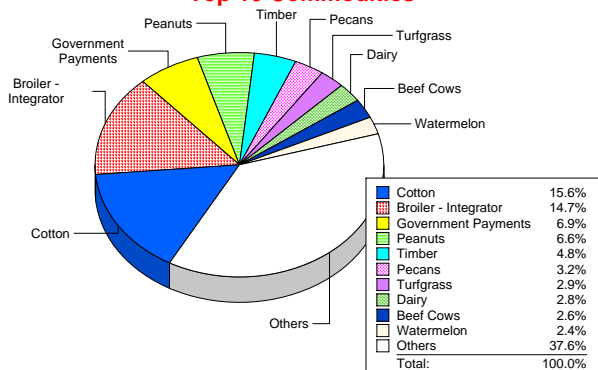
**Farm Gate Value by Commodity Group**



**Top 10 Commodities**

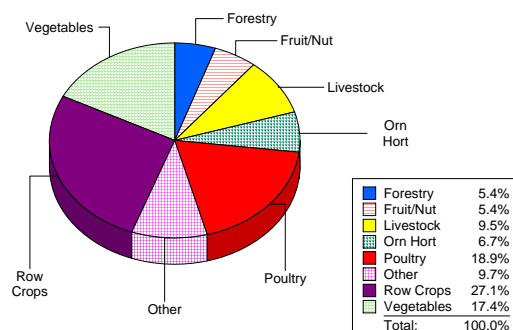


**Top 10 Commodities**



**Farm Gate Value**

by Commodity Group



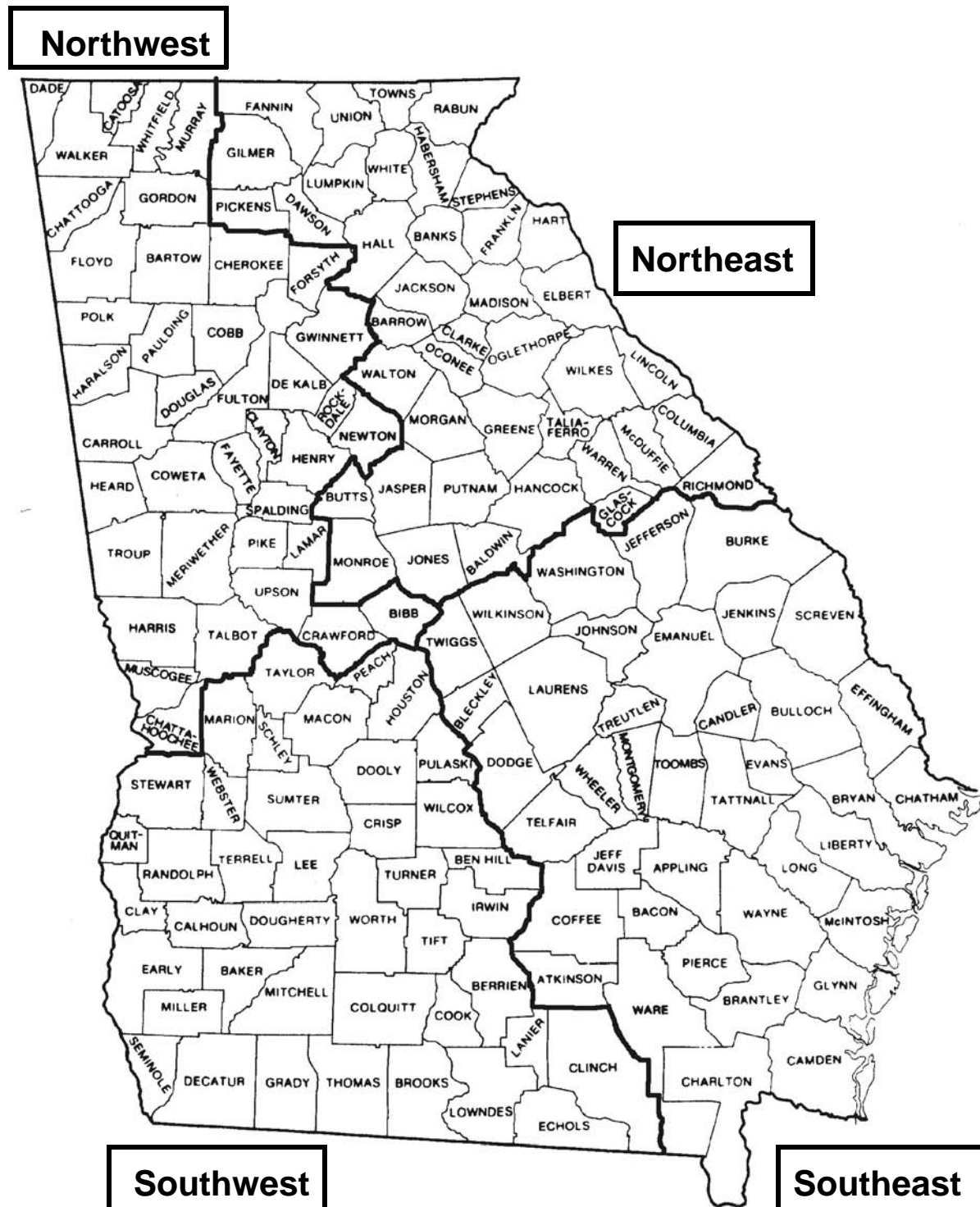
## SW Cooperative Extension District -- 2006 Commodities

Cotton	\$551,460,297	Soybeans	\$7,558,107
Broiler - Integrator	\$518,023,644	Field Nursery	\$6,968,265
Government Payments	\$243,020,859	Pork - Finishing only	\$6,888,938
Peanuts	\$231,415,202	Lima Beans	\$5,436,682
Timber	\$168,180,928	Camping	\$5,104,103
Pecans	\$114,686,325	Pork - Feeder pigs	\$5,087,682
Turfgrass	\$100,676,921	Grapes	\$4,464,748
Dairy	\$97,961,935	Blackberries	\$3,816,458
Beef Cows	\$92,734,612	Oats	\$3,550,635
Watermelon	\$86,233,010	Sorghum	\$3,546,090
Broiler - Grower	\$75,843,241	Rye	\$3,505,450
Bell Peppers	\$74,541,385	Goats	\$3,268,463
Container Nursery	\$68,106,440	Quail	\$3,218,020
Corn	\$60,670,197	Beef Cattle Finished Outside Co	\$2,810,352
Crop Insurance	\$60,392,650	Spinach	\$2,799,578
Cantaloupe	\$55,527,270	Kale	\$2,608,176
Greenhouse *	\$53,368,934	Hunting Leases - Turkey	\$2,324,000
Tomato	\$51,272,820	Christmas Trees	\$2,010,000
Layers - Hatching egg prod	\$49,491,200	Special events	\$1,934,500
Peaches	\$48,892,910	Catfish	\$1,643,734
Sweet Corn	\$46,547,558	Banana Peppers	\$1,606,900
Snap Beans	\$44,735,312	Strawberries	\$1,599,715
Horses - Boarding, training, breeding	\$41,952,000	Sweet Potatoes	\$1,383,149
Cucumbers	\$40,007,517	Hunting Leases - Duck	\$1,336,650
Other	\$33,707,768	Winter Squash	\$1,124,060
Hunting Leases - Deer	\$29,801,880	Okra	\$1,114,078
Cabbage	\$28,616,436	Irish Potatoes	\$1,000,765
Beef Stockers	\$28,345,256	Layers - Table egg production	\$950,000
Hay	\$25,495,582	Fishing	\$908,875
Horses - Raised	\$23,715,000	Pole Beans	\$511,428
Tobacco	\$22,919,223	Special attractions	\$345,500
Carrots	\$21,427,950	Turnip Roots	\$214,506
Yellow Squash	\$21,072,563	Broccoli	\$198,500
GREEN HOUSE *	\$20,781,456	English Peas	\$136,890
Turnip Greens	\$20,720,826	Pumpkin	\$96,665
Collards	\$19,928,775	Sheep	\$92,000
Guide services	\$19,814,300	Wildlife observation	\$85,650
Zucchini	\$18,036,472	Onions	\$83,750
Breeder Pullet Unit	\$15,189,800	Equestrian trail rides	\$69,850
Wheat	\$14,883,640	School tours	\$55,900
Pine Straw	\$14,850,500	Green Onions	\$16,320
Blueberries	\$14,397,812	Apples	\$14,438
Mustard	\$13,613,993	Barley	\$6,840
Silage	\$11,778,835	Hayrides	\$5,700
Pork - Farrow to finish	\$10,168,295	Corn Maze	\$3,700
Eggplant	\$9,619,648		
Hot Peppers	\$9,546,935		
Southern Peas	\$8,601,276		
Straw	\$8,078,109		

\* Greenhouse (for ornamental horticulture)

\* GREEN HOUSE (for vegetables - sale and transplant)

# Georgia Cooperative Extension Districts



The Center for Agribusiness and Economic Development is a unit of the College of Agricultural and Environmental Sciences, combining the missions of research and extension.

# The Center for Agribusiness and Economic Development



The Center for Agribusiness and Economic Development is a unit of the College of Agricultural and Environmental Sciences of the University of Georgia, combining the missions of research and extension. The Center has among its objectives:

- To provide feasibility and other short term studies for current or potential Georgia agribusiness firms and/or emerging food and fiber industries.
- To provide agricultural, natural resource, and demographic data for private and public decision makers.

To find out more, visit our Web site at: <http://www.caed.uga.edu>

Or contact:

John McKissick, Director  
Center for Agribusiness and Economic Development  
Lumpkin House  
The University of Georgia  
Athens, Georgia 30602  
Phone (706)542-0760  
[caed@agecon.uga.edu](mailto:caed@agecon.uga.edu)

The University of Georgia and Fort Valley State University, and the U.S. Department of Agriculture and counties of the state cooperating. Cooperative Extension offers educational programs, assistance and materials to all people without regard to race, color, national origin, age, sex or disability.

An equal opportunity/affirmative action organization committed to a diverse work force.

---

**Annual Report No. 07-03**

**June, 2007**

---

Issued in furtherance of Cooperation Extension Acts of May 8 and June 30, 1914, the University of Georgia College of Agricultural and Environmental Sciences, and the U.S. Department of Agriculture cooperating.

Scott Angle, Dean and Director