

The Economic Importance of Food and Fiber

A Spotlight on Jasper County, Georgia

Prepared for
Jasper County Cooperative Extension
June, 2009

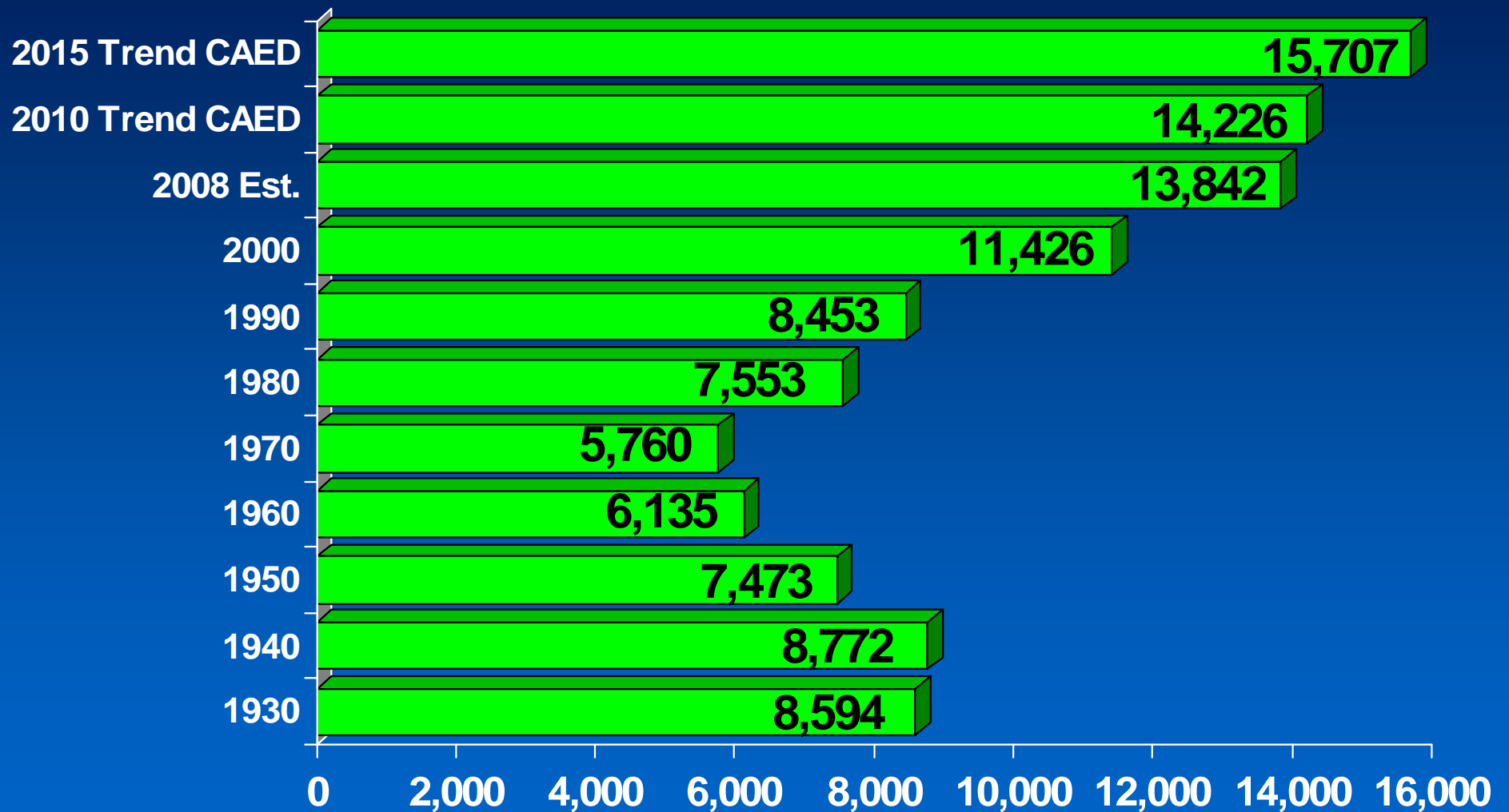
by:

The Center for Agribusiness
and Economic Development

College of Agricultural
and Environmental Sciences

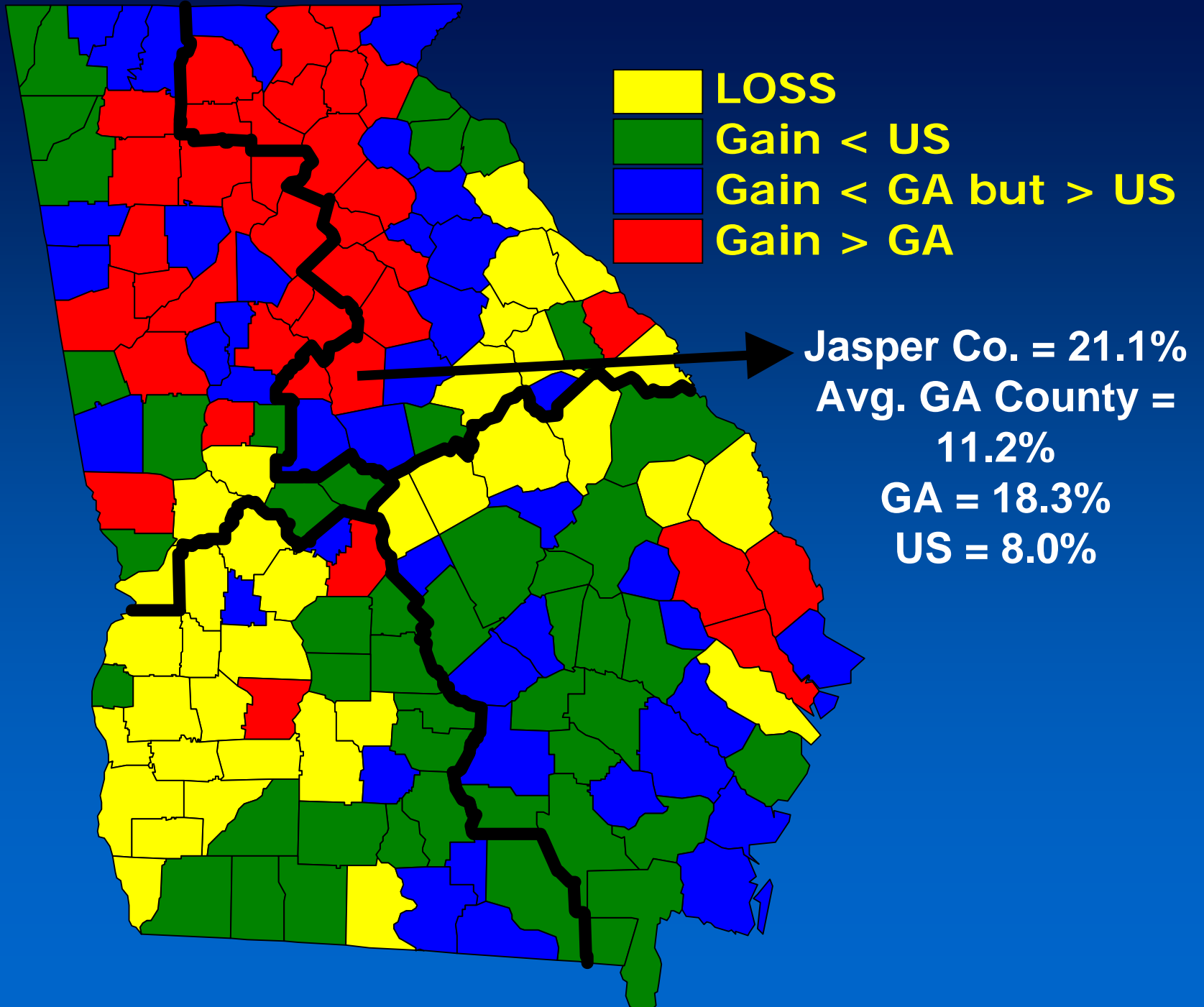
The University of Georgia

Total Population Jasper County

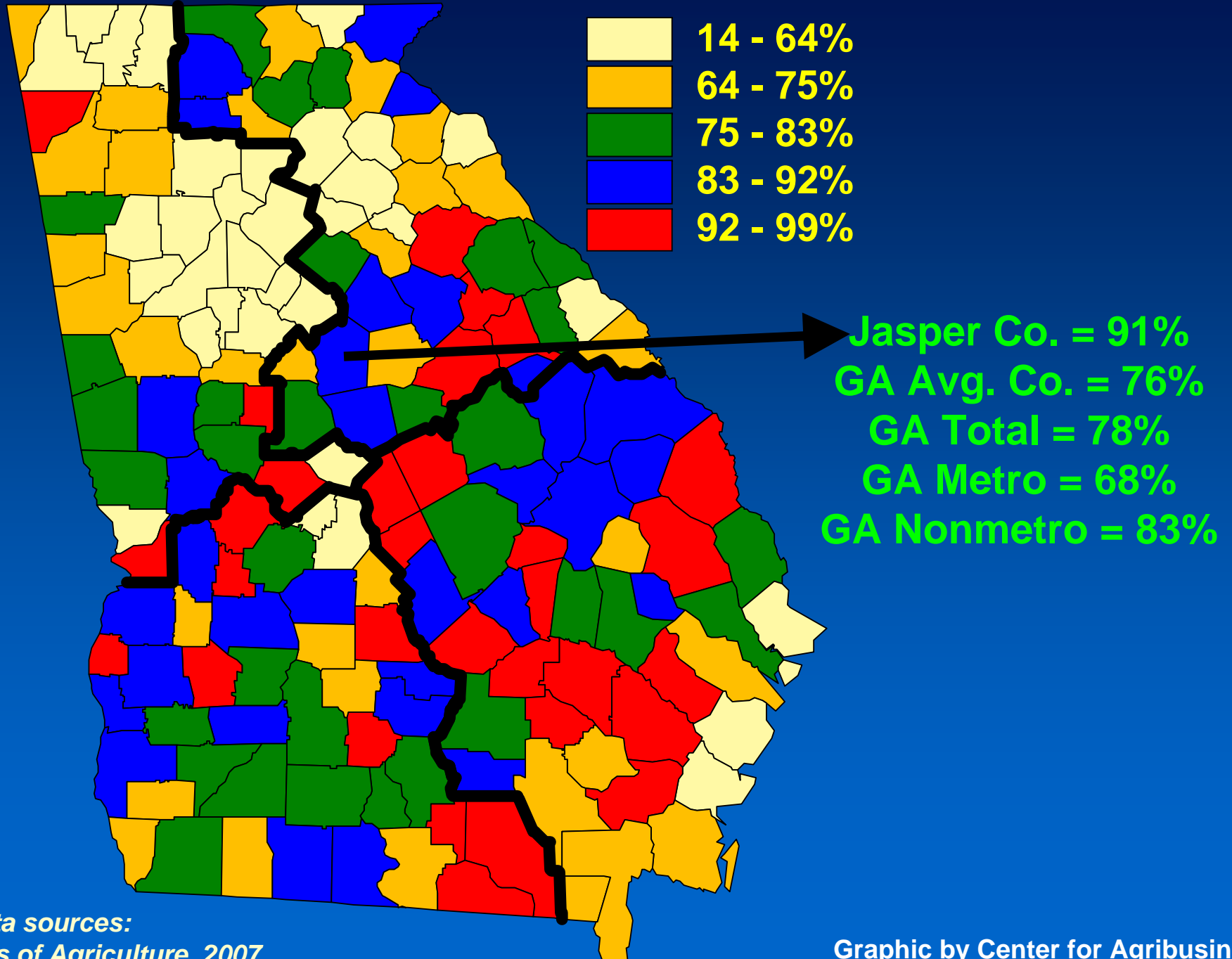


Primary data sources: U.S. Census Bureau, decennial censuses & estimate;
CAED (Center for Agribusiness & Economic Development).

Population Change: 2000-2008



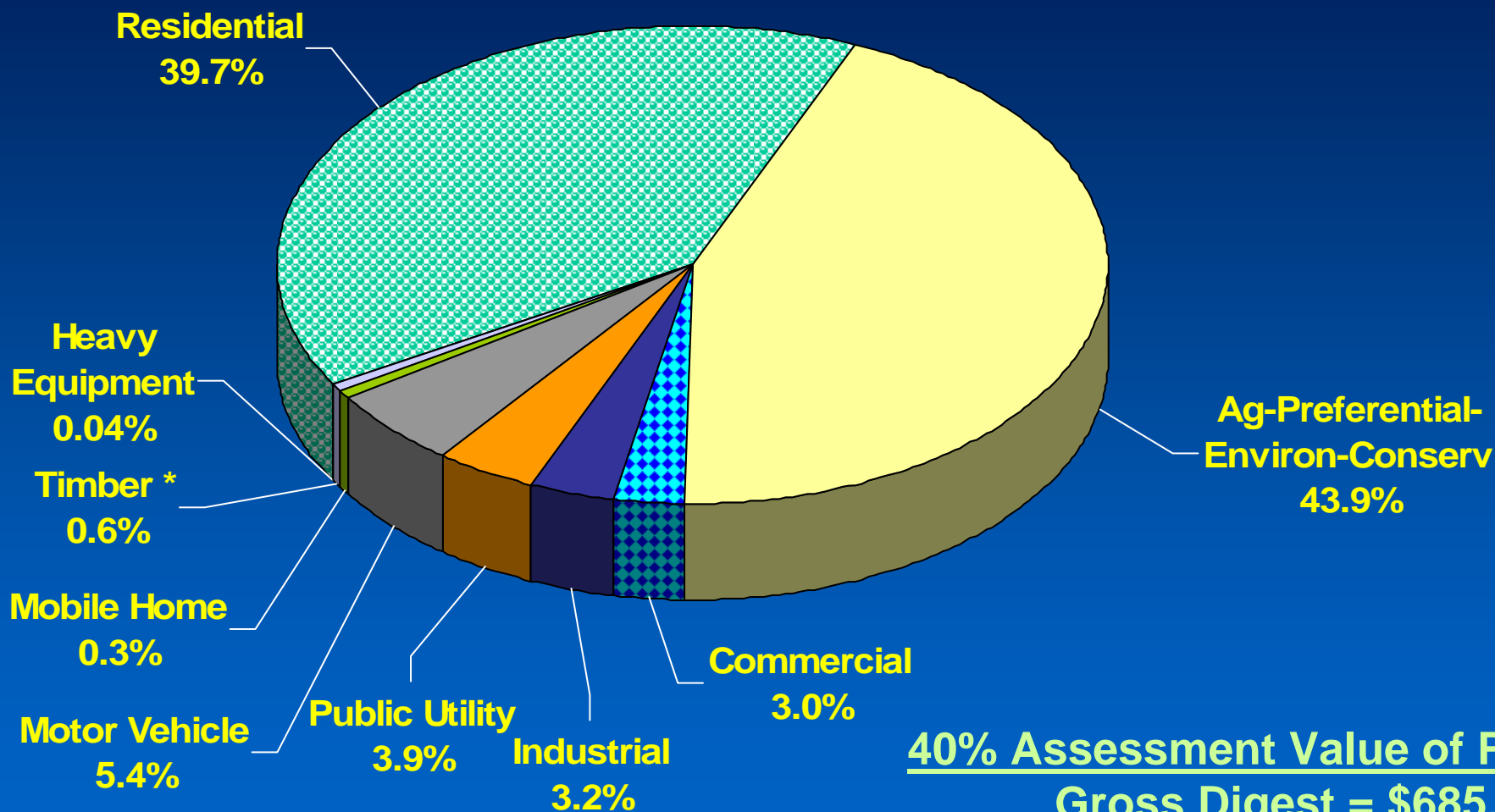
% of Land in Cropland & Timberland



Primary data sources:
U.S. Census of Agriculture, 2007
USDA Forest Service, 2007

Graphic by Center for Agribusiness
& Economic Development, UGA

Components of 2008 Property Tax Gross Digest Jasper County



40% Assessment Value of Property

Gross Digest = \$685,900,404

Homestead & Property Exemptions = \$225,697,446

Net M&O Digest = \$460,202,958

Value of exempt property = \$95,548,980

Primary data source:
GA Dept. of Revenue

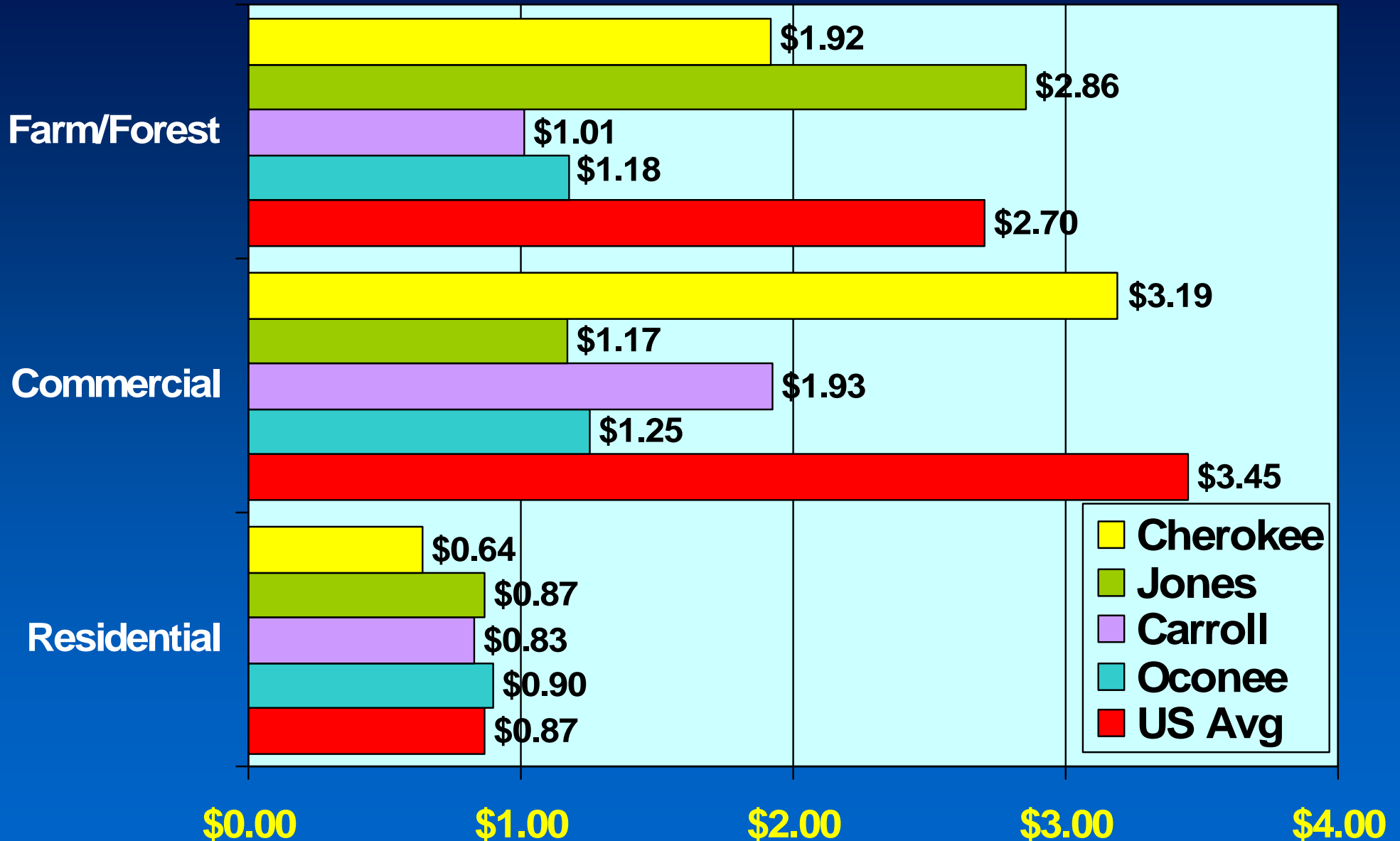
* Timber taxed at 100% based on previous year sales

County Property Tax Digest Comparisons: 2008

County	% Residential	% Agricultural	% Commercial	% Industrial	% Utility	% Motor Veh	% Mobile Home	% Timber
JASPER	39.7	43.9	3.0	3.2	3.9	5.4	0.3	0.61
BUTTS	47.6	23.9	10.9	2.6	6.3	8.5	0.1	0.10
JONES	54.7	19.4	8.7	1.7	5.4	8.8	0.7	0.52
MONROE	37.0	19.2	5.5	1.2	31.6	4.7	0.4	0.16
MORGAN	32.5	46.2	10.9	4.3	1.5	4.0	0.4	0.18
NEWTON	63.6	6.1	9.9	11.4	1.7	7.1	0.1	0.02
PUTNAM	68.9	8.8	7.8	2.7	7.5	3.7	0.3	0.20
Avg. GA Co.	42.3	24.6	12.6	6.9	4.8	7.0	1.0	0.72

Revenue : Expenditure Ratios

\$ of Revenue for Each \$ of Expenditure

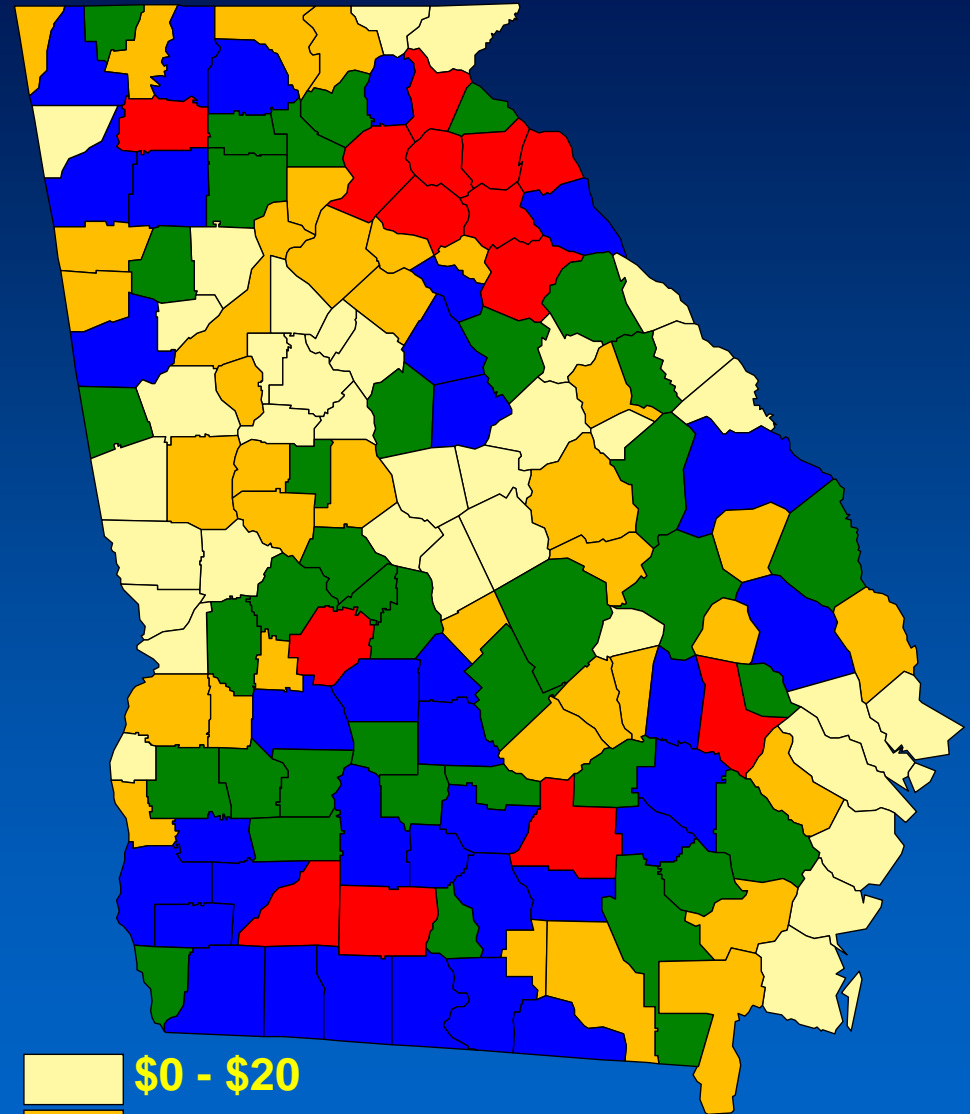
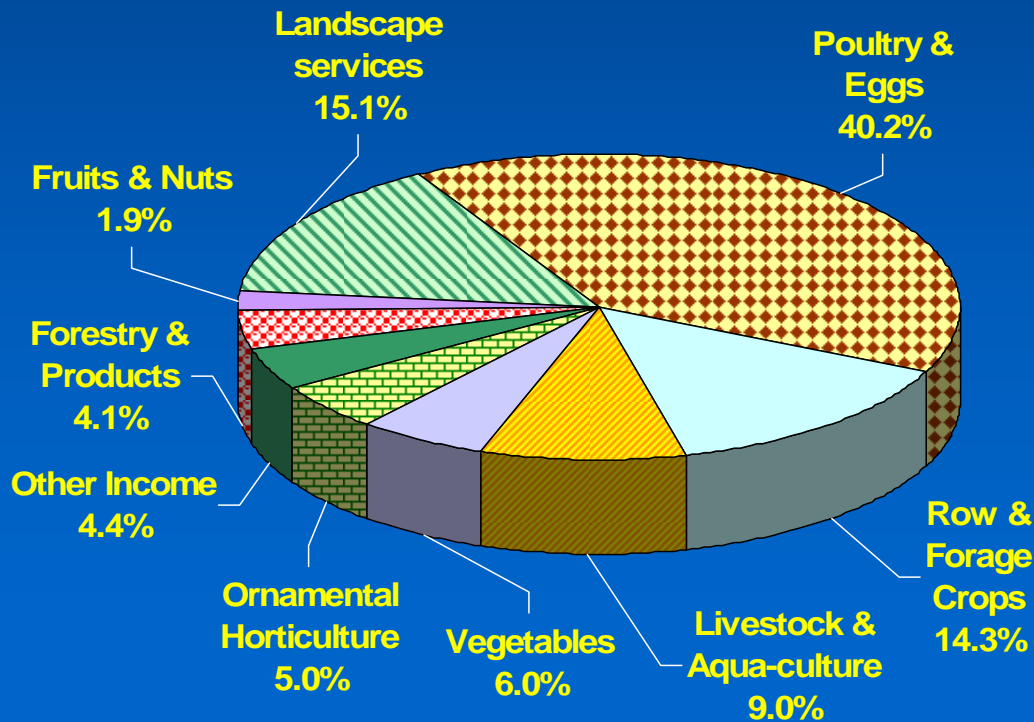


Agriculture in Georgia

- Georgia's 2008 Farm Gate Value was \$11.9 billion. Adding the value of landscape services increased the total agricultural production value to \$14 billion.
- Total food and fiber production and directly related businesses account for a \$63 billion *output impact* on Georgia's \$735 billion economy.

Production Agriculture: 2008

Georgia Total
Agricultural
Production Value
\$11.9 Billion



2008 Farm Gate
Value by County
in Millions of Dollars

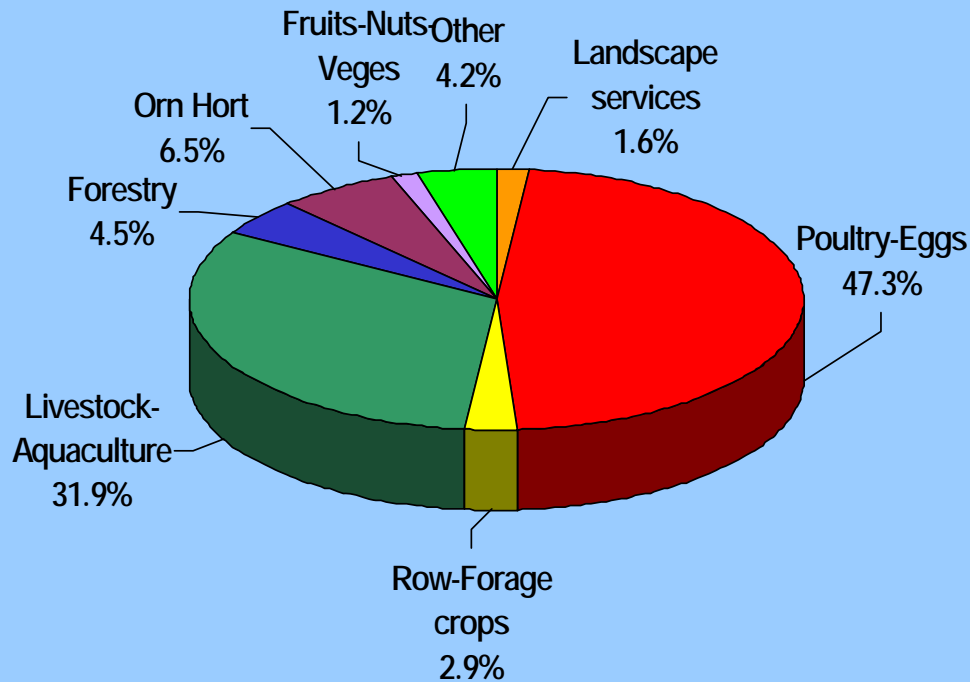
What We Know about Jasper County

- 2008 Farm Gate Value in Jasper Co. was \$60.4 million. Adding \$963 thousand of landscape services increased the total agricultural production value to \$61.4 million.
- The highest value commodity group was poultry/eggs, representing 47.3% of the total agricultural production value.

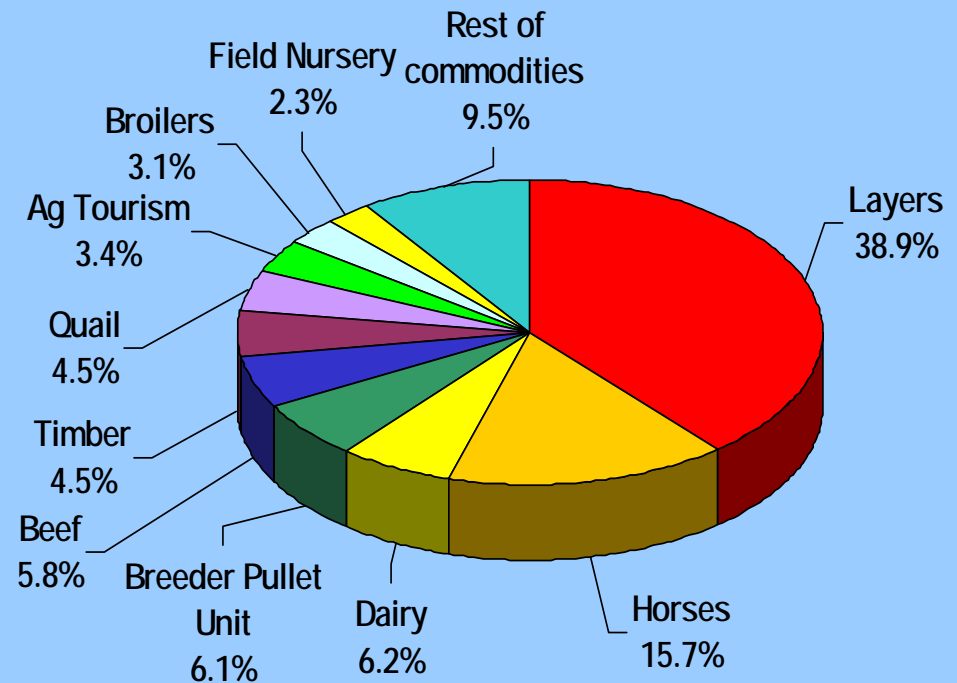
Jasper County

2008 Agricultural Production Value

2008 Agricultural Production



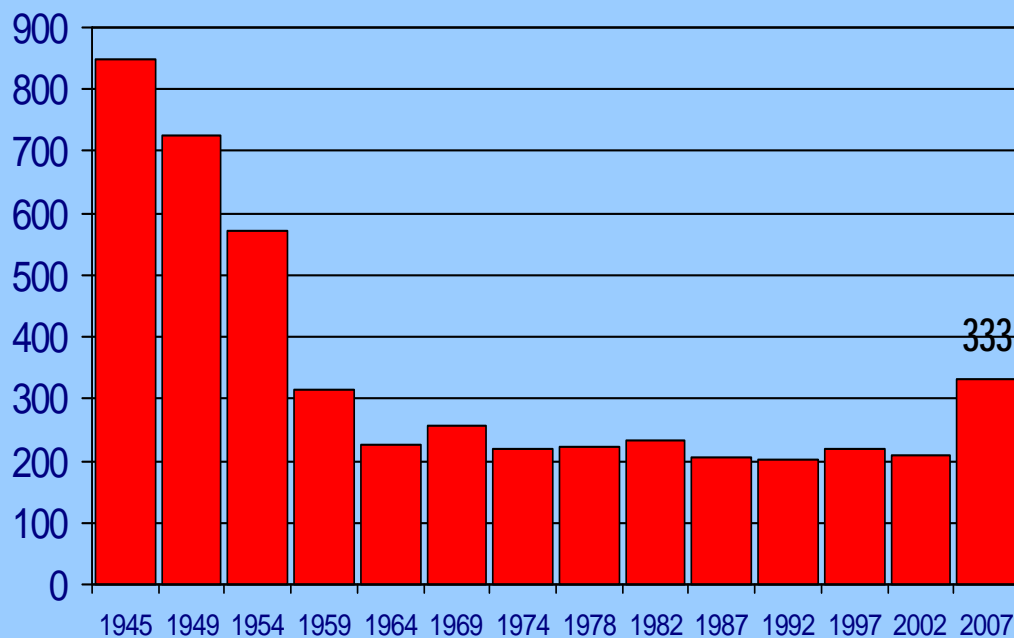
2008 Top Farm Gate Commodities



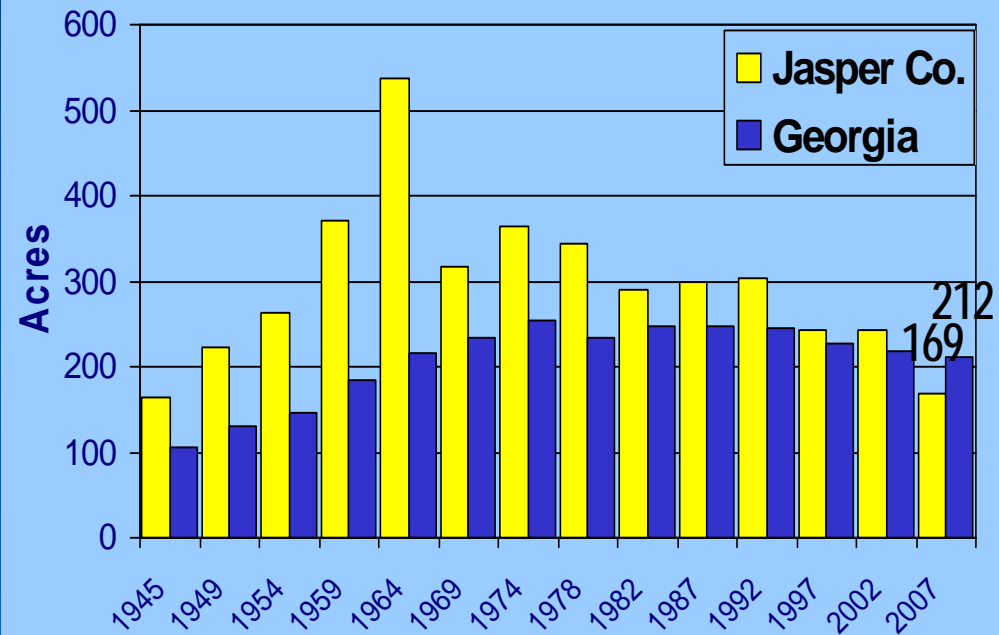
Total AG Value = \$61.4 million

Trends in Jasper County: Number of Farms & Average Farm Size

Number of Farms, Jasper County

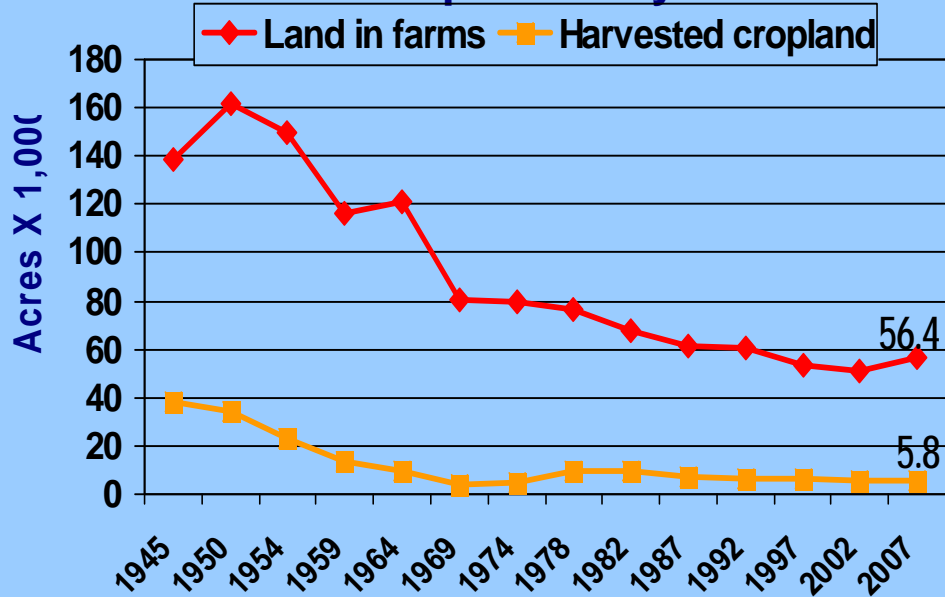


Average Farm Size

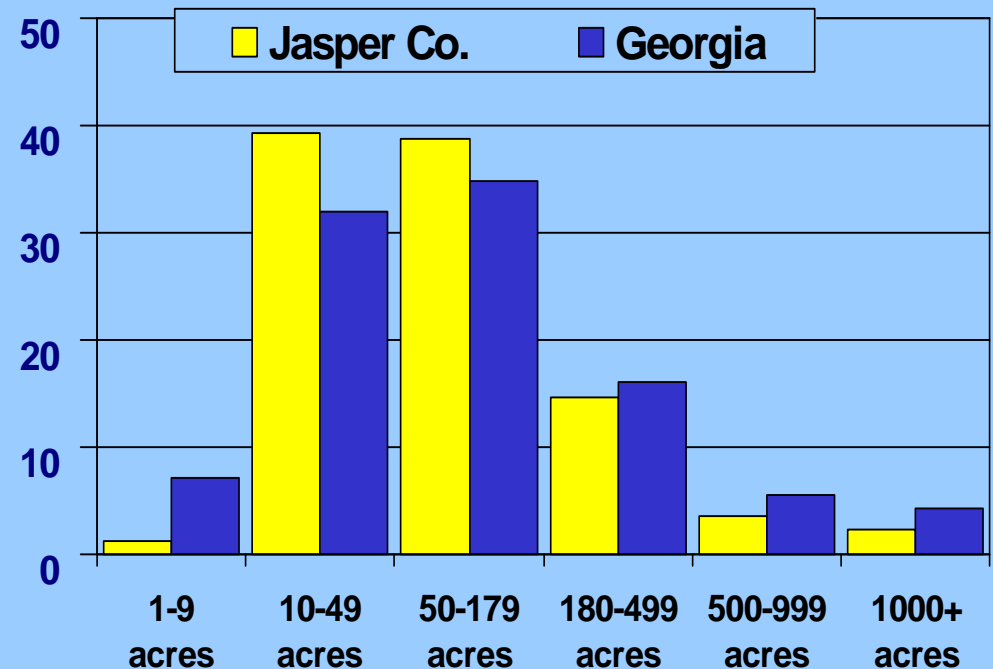


Trends in Jasper County: Land in Farms & Farms by Size

Land in Farms & Harvested Cropland
Jasper County

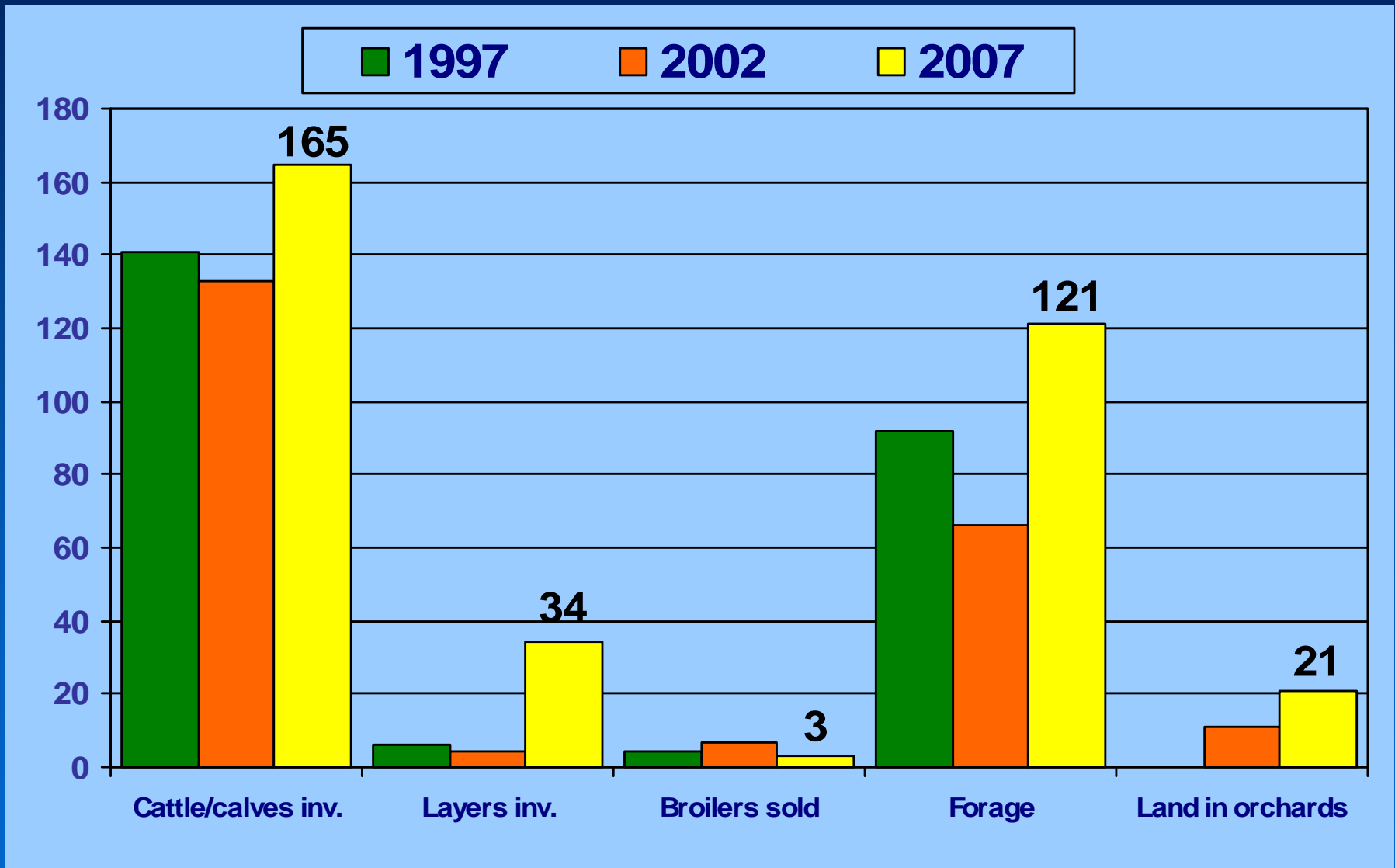


Percent of Farms by Size, 2007



Trends in Jasper County

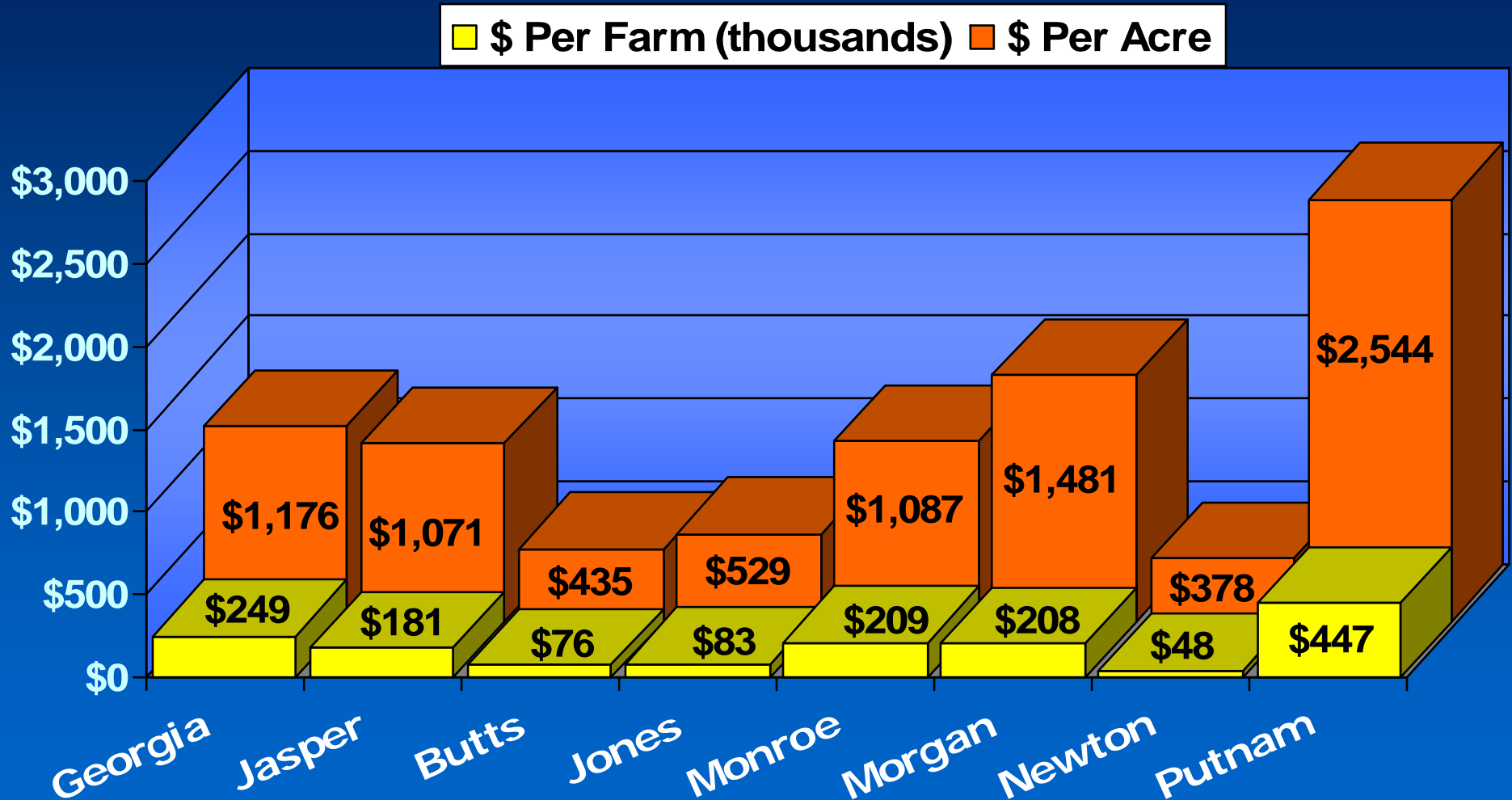
Number of Farms by Commodity



Source: 1997-2007 (quinquennial) Censuses of Agriculture

How Do We Compare ?

Georgia, Jasper and Surrounding Counties Farm Gate Value



What We Did

County Economy Modeled

- The Center for Agribusiness and Economic Development performed an analysis of the county's economy, focusing on the role of food and fiber.
- How much of the county's total current economic output comes from food and fiber production and directly related processing? (A Snapshot of the Economy)
- What is the total (direct and indirect) *Impact* of food and fiber production and directly related industries?

Jasper County Economy

Agriculture *OUTPUT*

	Output in \$ Millions	Percent
Agriculture	61.386	12.8
Mining	2.892	0.6
Construction	31.165	6.5
Manufacturing	228.584	47.6
Trans-Utilities-Info	7.518	1.6
Trade	16.960	3.5
Finance-Ins-RE	48.770	10.2
Services	50.082	10.4
Government	32.994	6.9

Total County Economic Output = \$480.4 million

Jasper County Economy

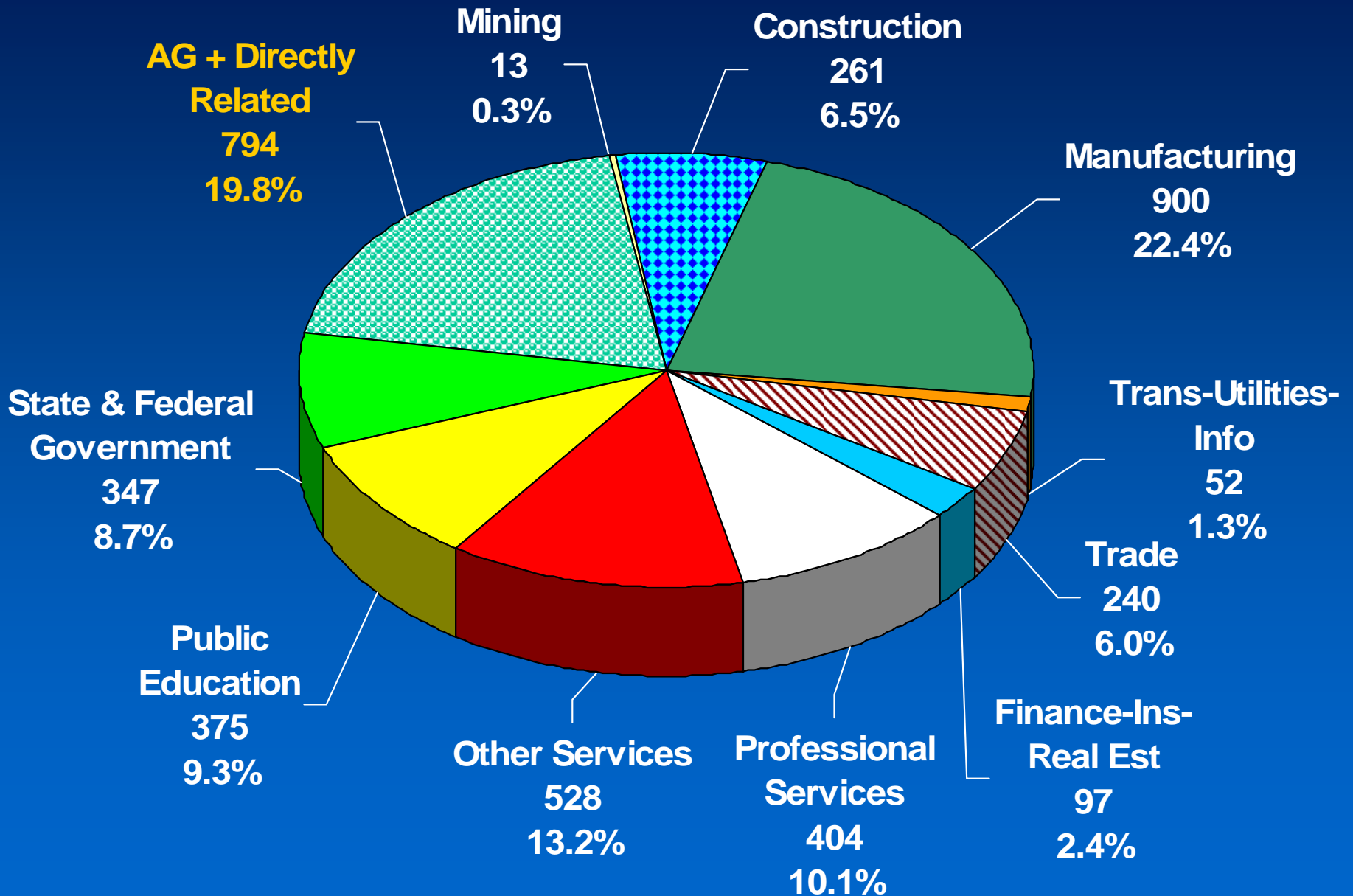
Agriculture + Directly Related Businesses *OUTPUT*

	Output in \$ Millions	Percent
Agriculture + Direct	104.844	21.8
Mining	2.892	0.6
Construction	31.165	6.5
Manufacturing	185.126	38.5
Trans-Utilities-Info	7.518	1.6
Trade	16.960	3.5
Finance-Ins-Real Est	48.770	10.2
Services	50.082	10.4
Government	32.994	6.9

Total County Economic Output = \$480.4 million

Jasper County Employment

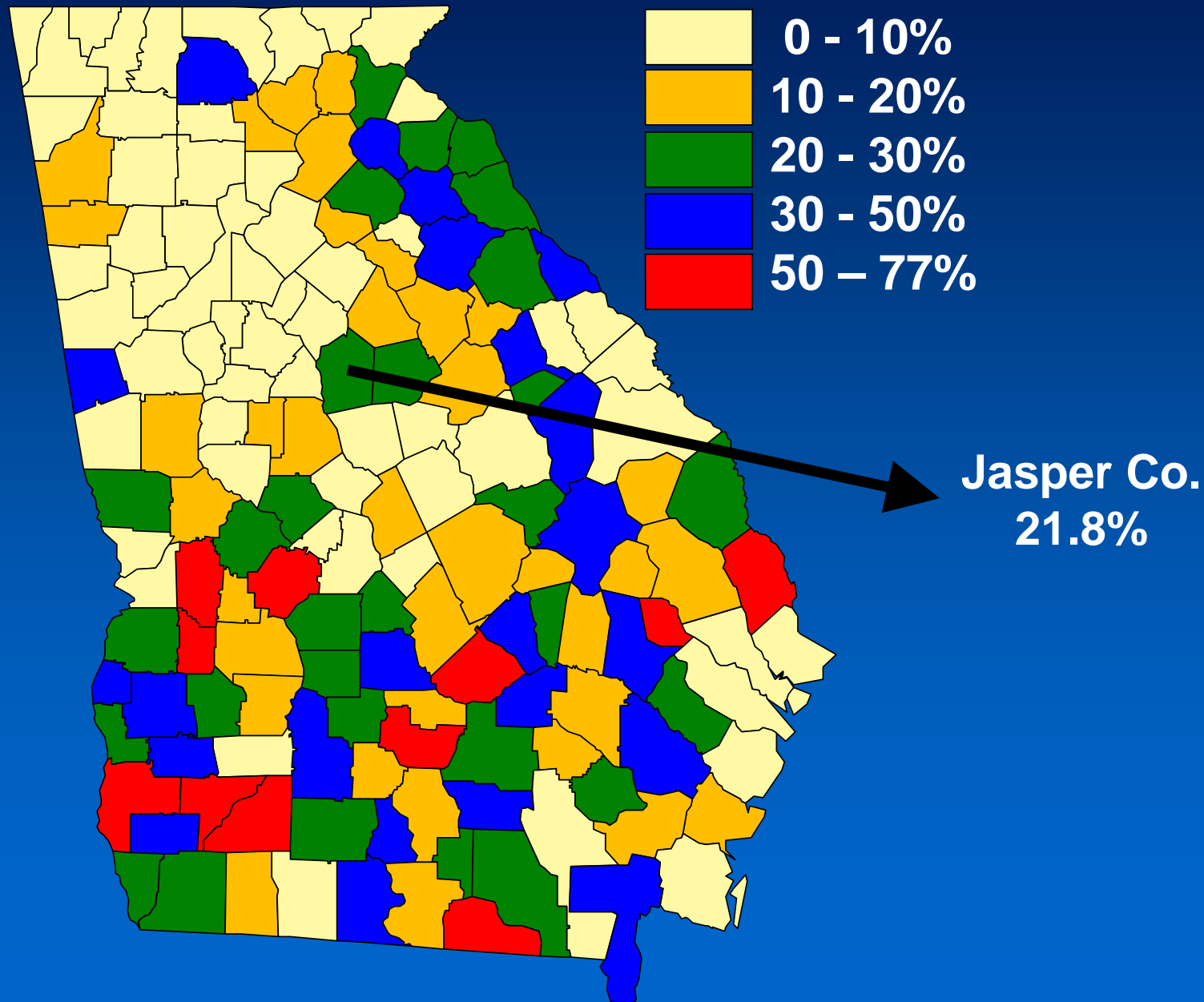
Total Jobs = 4,011



An Economic Snapshot of Jasper County

- How much of Jasper County's total economic output comes from food and fiber production?
- AG value alone of \$61.4 million consisting of Farm Gate Value and landscape services comprises 12.8% of the county's economy.
- AG plus directly related businesses (ex. animal slaughtering, fertilizer mfg., etc.) comprise 21.8% of the county's economy.

Food and Fiber Production and Directly Related Manufacturing as % of Total Output



What is the Impact?

- What is the total (direct and indirect) *impact* of food and fiber production and directly related industries?
- This scenario illustrates how other industries are affected by the presence of food and fiber in the county. The indirect impacts measure output created due to food and fiber production and processing in the county.

What Impact Means: A Brief Explanation

- The *impact* numbers capture the ripple effects that food and fiber create in the county's economy. Many other sectors rely in part on the existence of food and fiber for sales.



Labor



Seed

Utilities



Jasper County

Agriculture *IMPACT*

	Direct \$ Millions	Indirect \$ Millions
Agriculture	61.386	0
Mining	0	.0003
Construction	0	.234
Manufacturing	0	.586
Trans-Utilities-Info	0	.357
Trade	0	.632
Finance-Ins-Real Est	0	.674
Services	0	.984
Government	0	.169
Total	61.386	4.636

Total Impact of Production AG = \$66 million
13.7% of total economy

Jasper County

Production Agriculture + Directly Related Businesses *IMPACT*

	Direct \$ Millions	Indirect \$ Millions
Agriculture + Direct	104.844	0
Mining	0	.006
Construction	0	.498
Manufacturing	0	1.028
Trans-Utilities-Info	0	1.047
Trade	0	1.155
Finance-Ins-Real Est	0	2.531
Services	0	2.037
Government	0	.387
Total	104.844	8.689

Total Impact of AG + Directly Related = \$113.5 million
23.6% of total economy

Jasper County

Production Agriculture + Directly Related Industries Employment *IMPACT*

	Direct	Indirect
Agriculture + Direct	794	0
Mining	0	0
Construction	0	6
Manufacturing	0	3
Trans-Utilities-Info	0	9
Trade	0	11
Finance-Ins-Real Est	0	7
Services	0	39
Government	0	3

Total Impact of AG + Directly Related Employment = 871 Jobs
21.7% of total employment

What These Numbers Mean: A Brief Explanation

- *Direct* impact is \$104.8 million. This includes food and fiber production, processing and directly related manufacturing.
- *Indirect* impact from the Trade sector is \$1.155 million. This captures the effects of farmers (direct source) buying supplies (seed, fertilizer, work boots) from local stores. These stores must increase their output to meet farmer demand.

What These Numbers Mean:

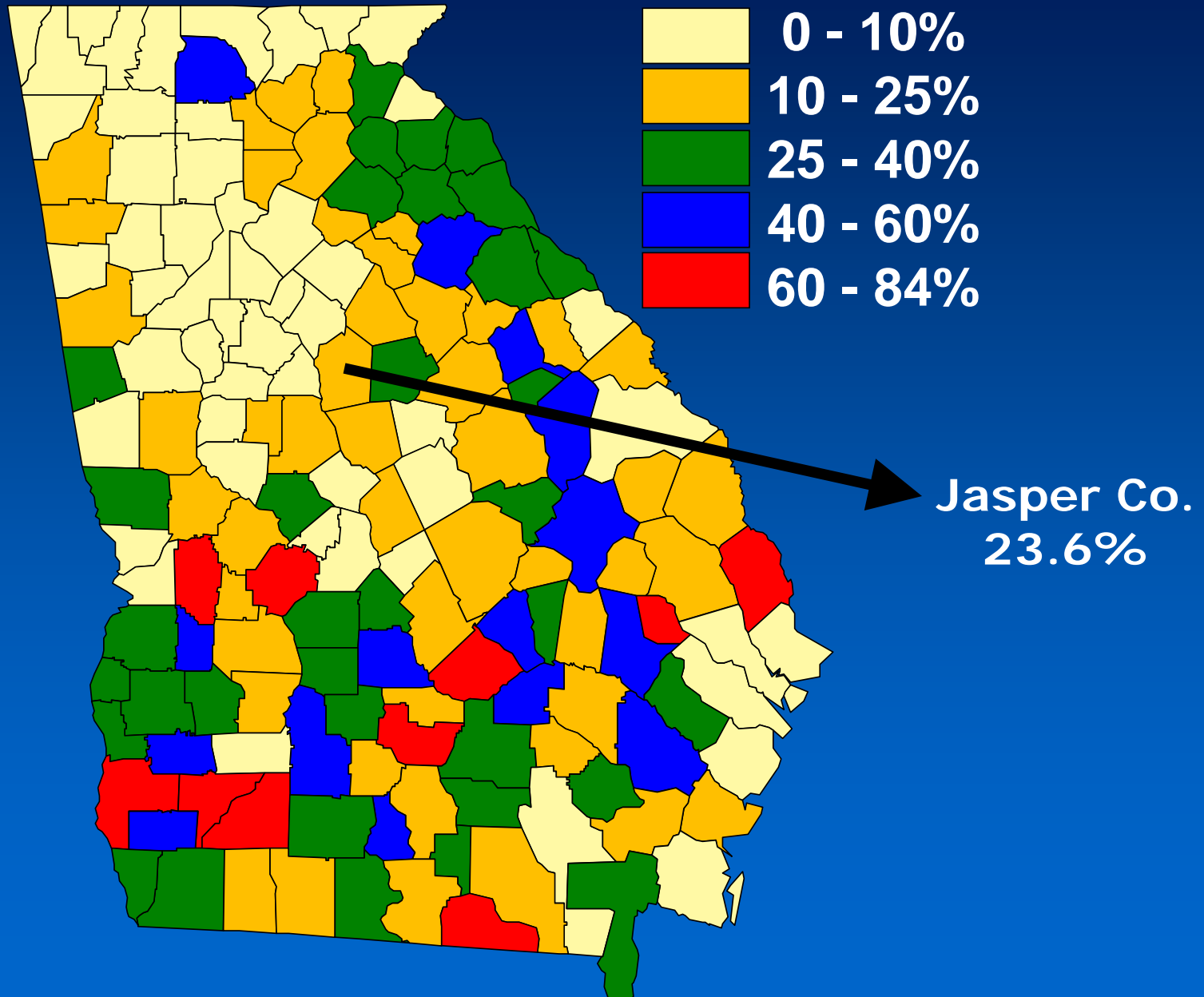
A Brief Explanation (continued)

- As local stores increase their output, they may demand more stock from local wholesalers (also in the Trade sector). Local wholesalers demand more from local manufacturers, thus increasing activity in the Manufacturing sector.
- Local stores also hire employees to assist farmers. They take home wages and buy groceries at the local store which increases demand there.

Jasper County Food and Fiber Impact Conclusions

- The total *impact* of food and fiber production, processing and direct manufacturing is \$113.5 million.
- The total county *output* is \$480.4 million.
- Thus, food and fiber (directly and indirectly) account for 23.6% of the total county output.

Food and Fiber Production and Directly Related Manufacturing *IMPACT* as % of Total Output



Contact Information

Prepared by:

Sue Boatright and Sharon Kane

Center for Agribusiness & Economic Development

*“Adding Value to Georgia's Agricultural Economy
Through Research and Extension”*

To learn more about your county, go to:

<http://www.caed.uga.edu/>

...click on “Georgia Statistics System”

Special County Area Report

#09-15A

June, 2009

