

The Economic Importance of Food and Fiber

A Spotlight on Burke County, Georgia

Prepared for
Burke County Cooperative Extension
May, 2009

by:

The Center for Agribusiness
and Economic Development

College of Agricultural
and Environmental Sciences

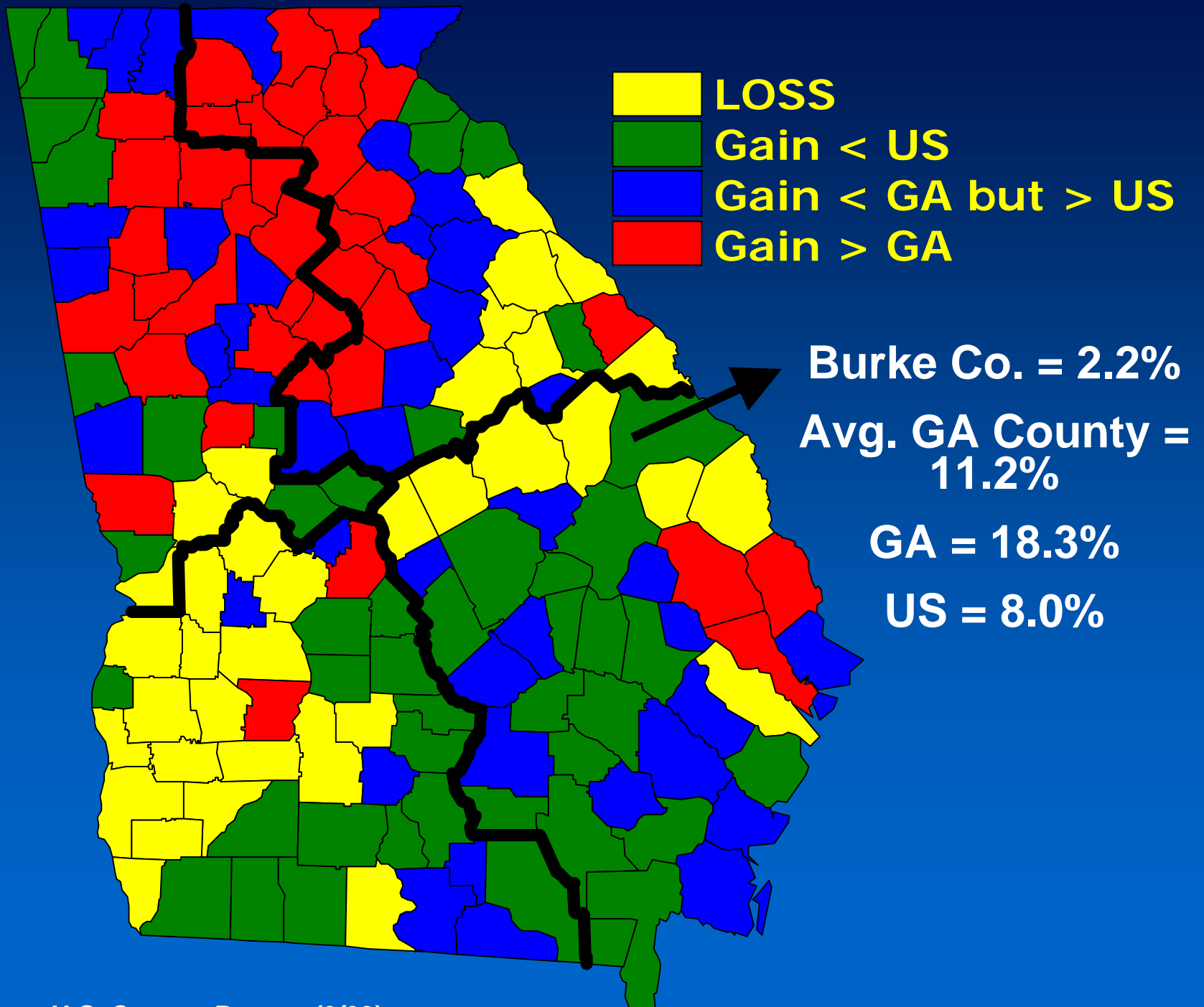
The University of Georgia

Total Population Burke County

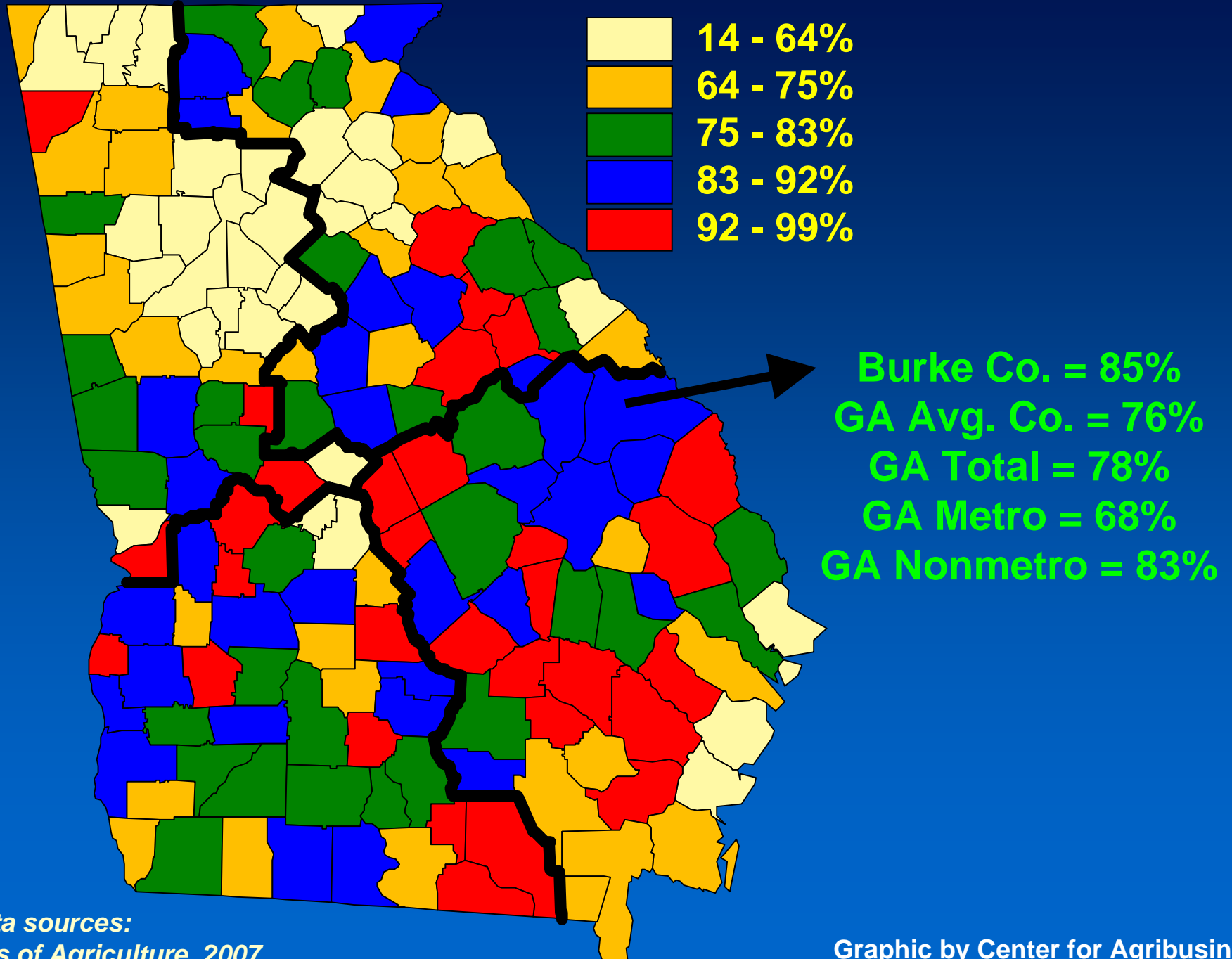


Primary data sources: U.S. Census Bureau, decennial censuses & estimate; CAED (Center for Agribusiness & Economic Development).

Population Change: 2000-2008



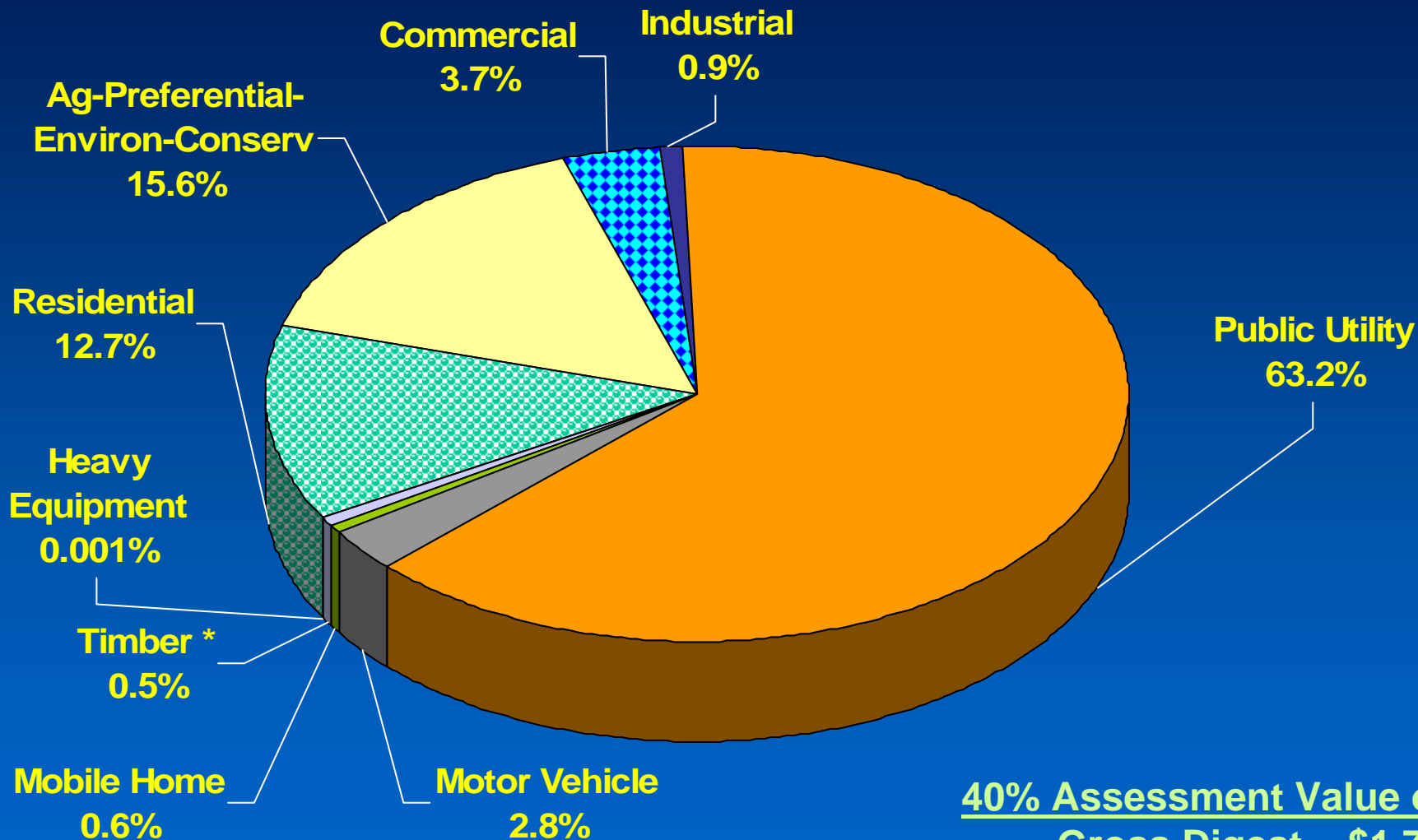
% of Land in Cropland & Timberland



Primary data sources:
U.S. Census of Agriculture, 2007
USDA Forest Service, 2007

Graphic by Center for Agribusiness
& Economic Development, UGA

Components of 2008 Property Tax Gross Digest Burke County



40% Assessment Value of Property

Gross Digest = \$1,759,086,413

Homestead & Property Exemptions = \$150,777,976

Net M&O Digest = \$1,608,308,437

Value of exempt property = \$81,335,043

Primary data source:
GA Dept. of Revenue

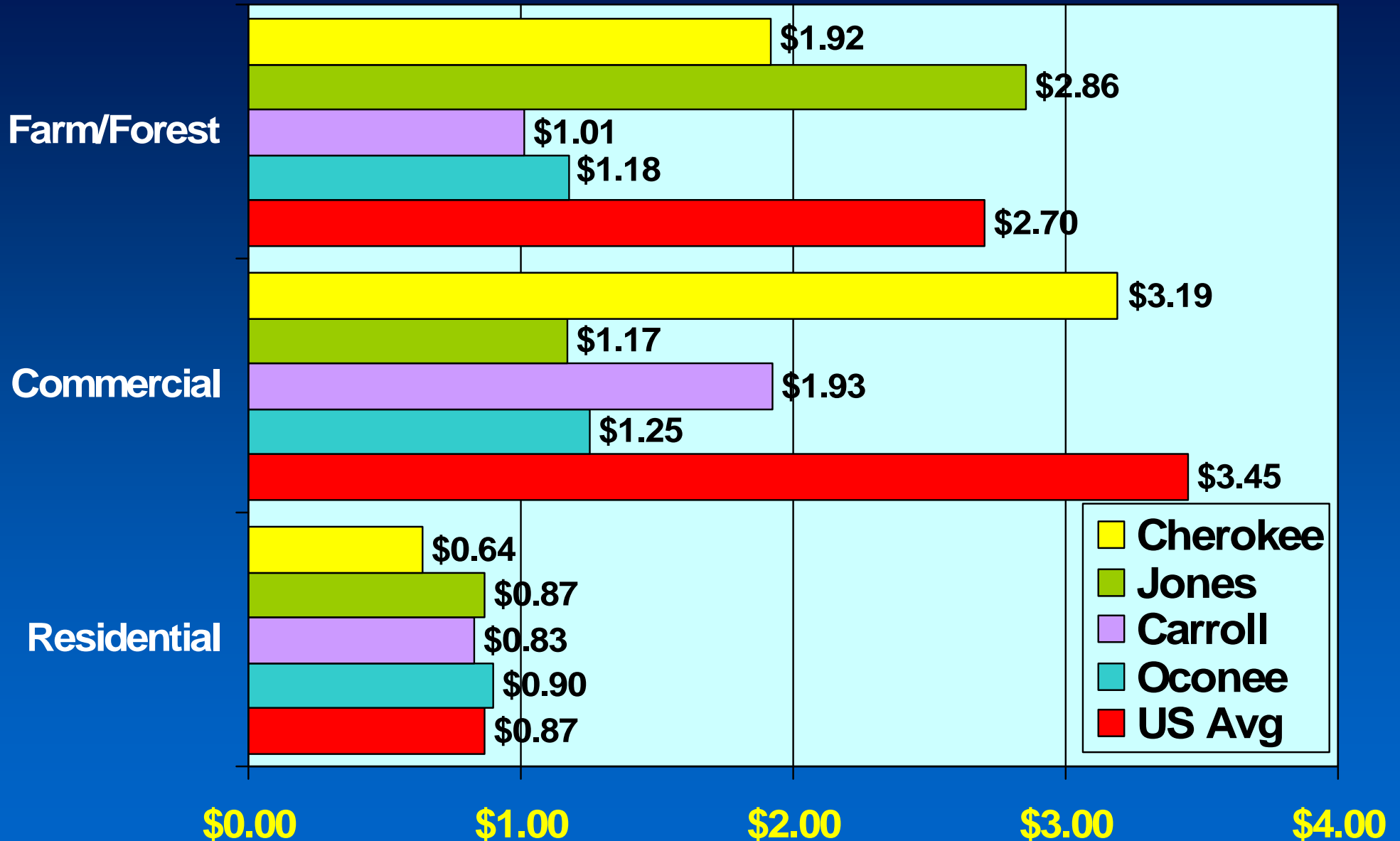
* Timber taxed at 100% based on previous year sales

County Property Tax Digest Comparisons: 2008

County	% Residential	% Agricultural	% Commercial	% Industrial	% Utility	% Motor Veh	% Mobile Home	% Timber
BURKE	12.7	15.6	3.7	0.9	63.2	2.8	0.6	0.52
EMANUEL	31.5	34.8	11.8	5.3	3.5	9.9	1.7	1.55
JEFFERSON	27.3	37.4	9.6	11.7	4.6	6.8	1.7	0.86
JENKINS	23.3	53.6	6.0	1.8	5.5	6.8	1.2	1.86
RICHMOND	46.1	0.9	34.1	9.2	2.5	6.7	0.5	0.03
SCREVEN	31.2	42.6	7.8	5.0	4.2	6.9	1.0	1.33
Avg. GA Co.	42.3	24.6	12.6	6.9	4.8	7.0	1.0	0.72

Revenue : Expenditure Ratios

\$ of Revenue for Each \$ of Expenditure

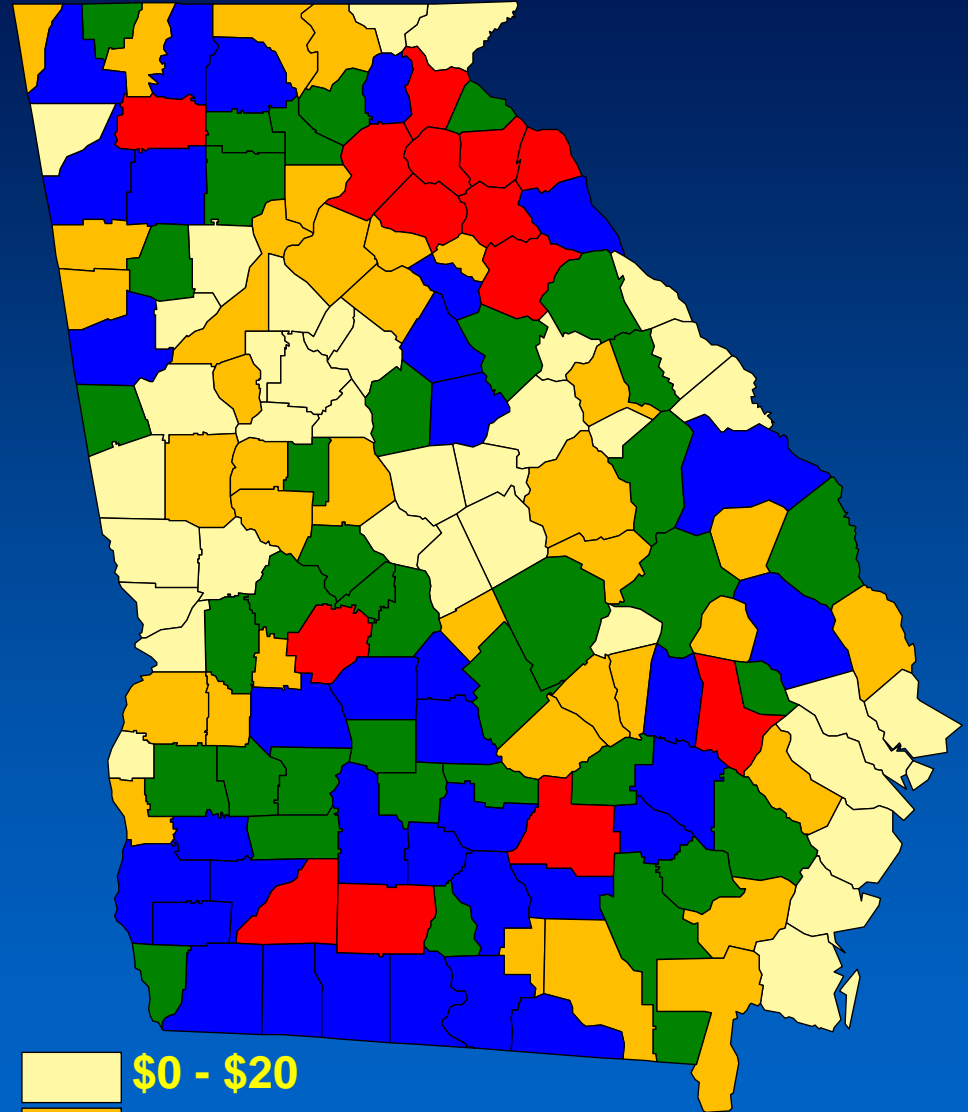
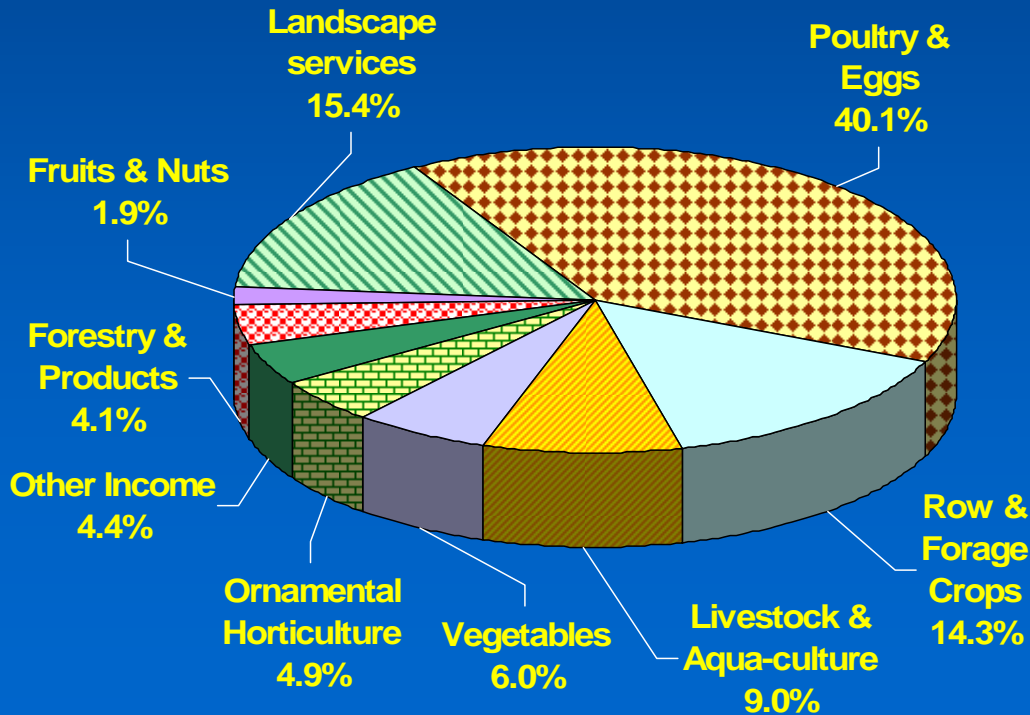


Agriculture in Georgia

- Georgia's 2008 Farm Gate Value was \$11.9 billion. Adding the value of landscape services increased the total agricultural production value to \$14 billion.
- Total food and fiber production and directly related businesses account for a \$63 billion *output impact* on Georgia's \$771 billion economy.

Production Agriculture: 2008

Georgia Total
Agricultural
Production Value
\$11.9 Billion



2008 Farm Gate
Value by County
in Millions of Dollars

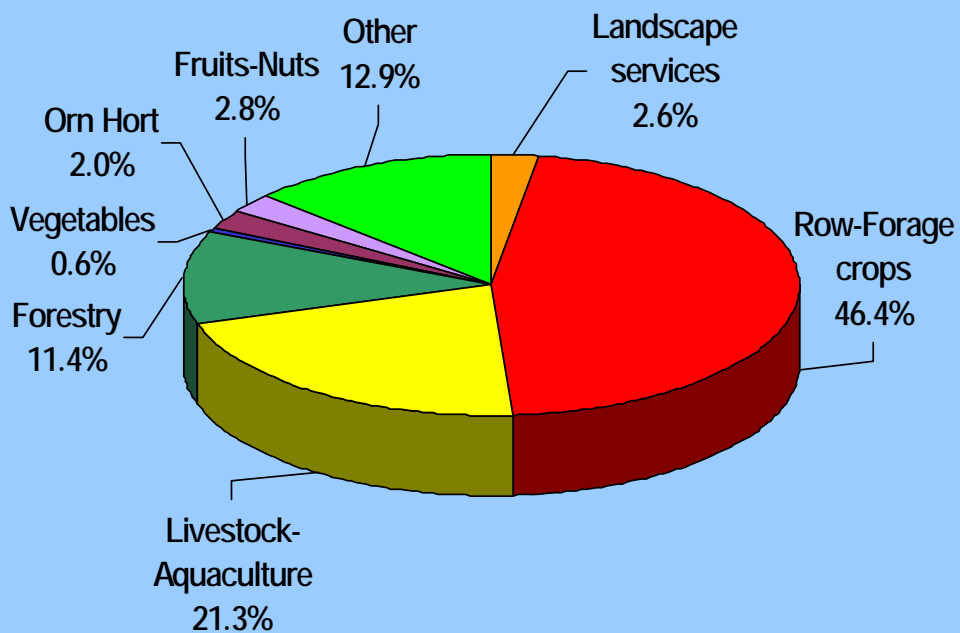
What We Know about Burke County

- 2008 Farm Gate Value in Burke Co. was \$95.7 million. Adding \$2.6 million of landscape services increased the total agricultural production value to \$98.3 million.
- The highest value commodity group was row/forage crops, representing 46.4% of the total agricultural production value.

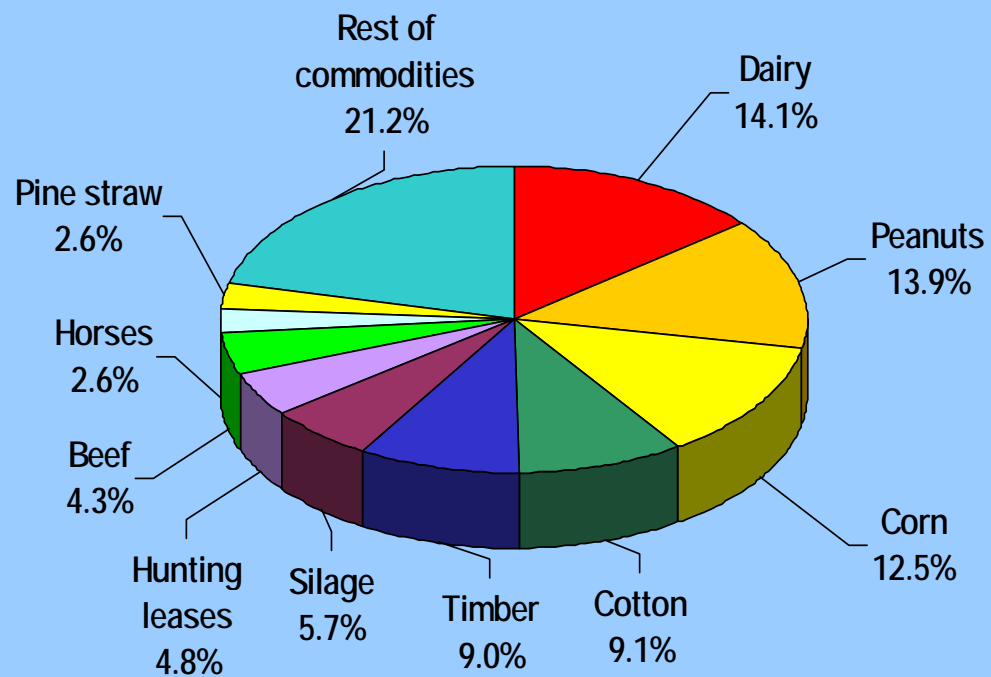
Burke County

2008 Agricultural Production Value

2008 Agricultural Production



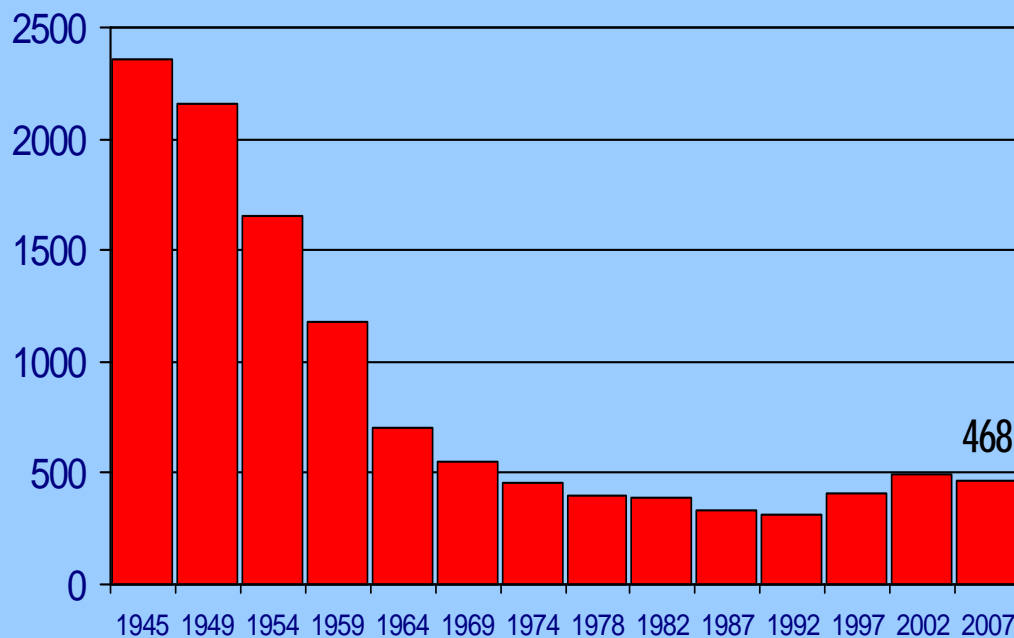
2008 Top Farm Gate Commodities



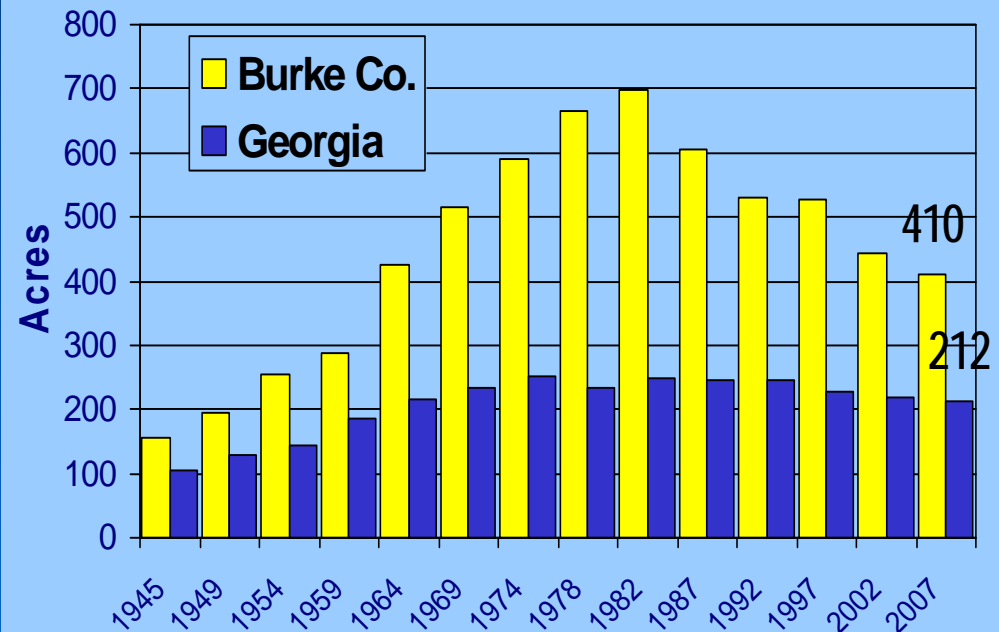
Total AG Value = \$98.3 million

Trends in Burke County: Number of Farms & Average Farm Size

Number of Farms, Burke County

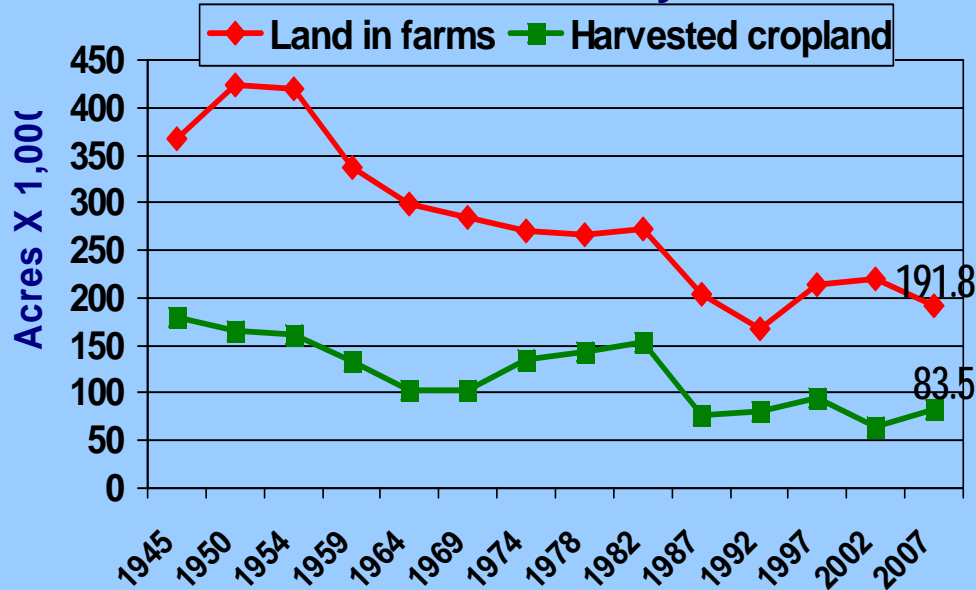


Average Farm Size

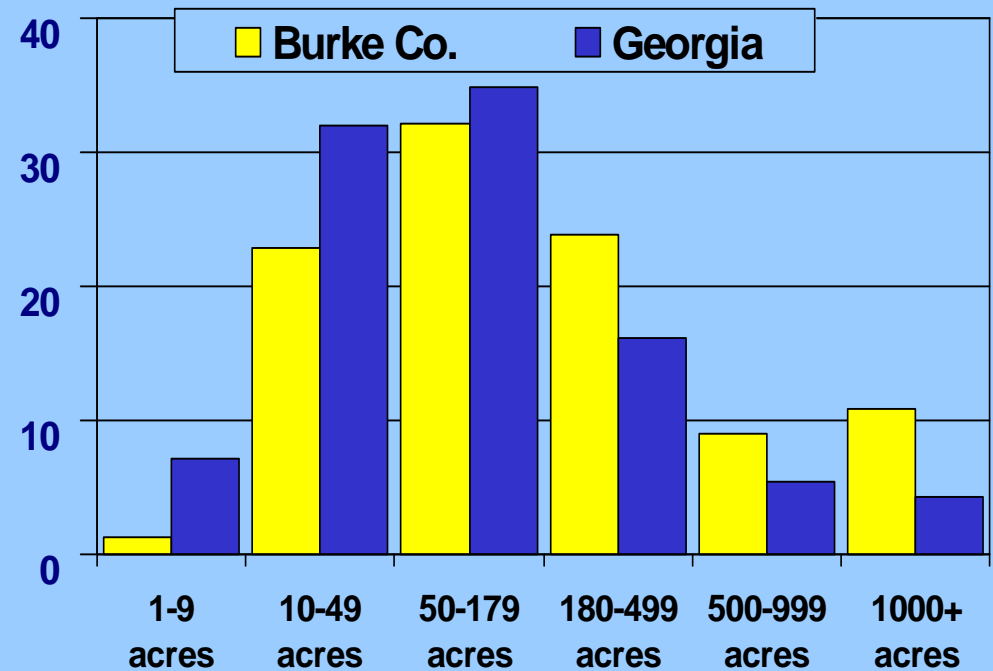


Trends in Burke County: Land in Farms, Harvested Cropland & Farms by Size

Land in Farms & Harvested Cropland
Burke County

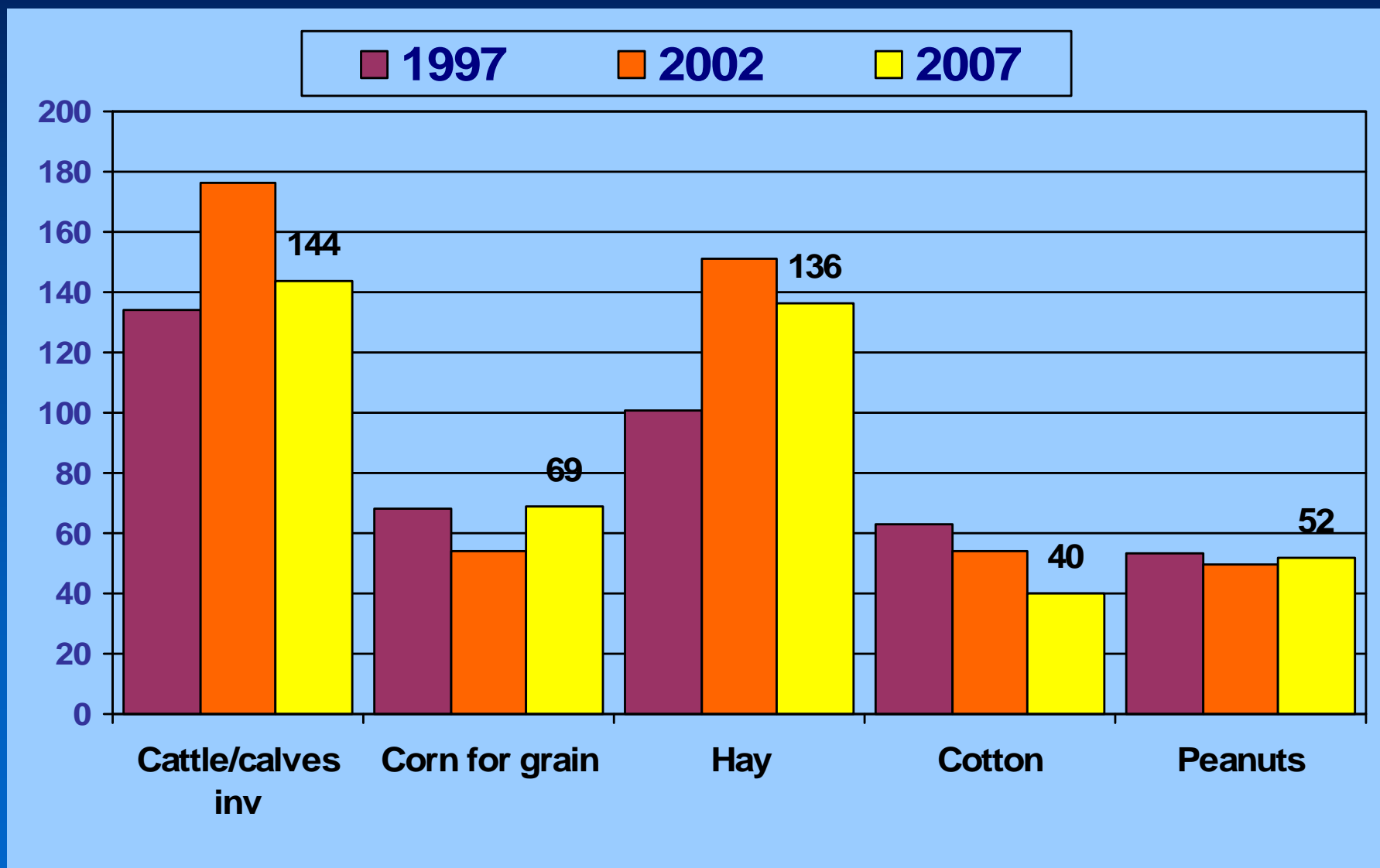


Percent of Farms by Size, 2007



Trends in Burke County

Number of Farms by Commodity

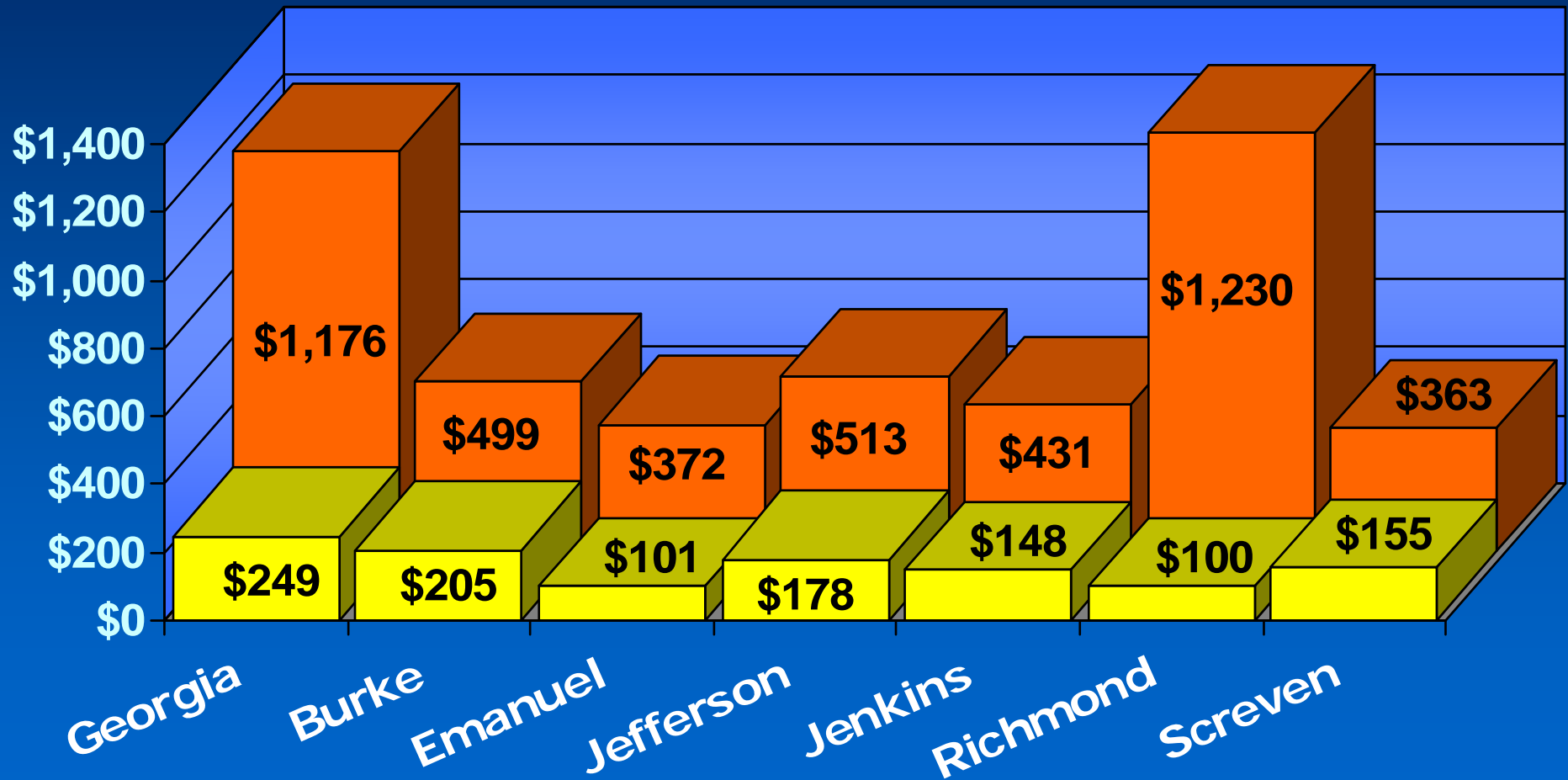


Source: 1997-2007 (quinquennial) Censuses of Agriculture

How Do We Compare ?

Georgia, Burke and Surrounding Counties Farm Gate Value

■ \$ Per Farm (thousands) ■ \$ Per Acre



What We Did

County Economy Modeled

- The Center for Agribusiness and Economic Development performed an analysis of the county's economy, focusing on the role of food and fiber.
- How much of the county's total current economic output comes from food and fiber production and directly related processing? (A Snapshot of the Economy)
- What is the total (direct and indirect) *Impact* of food and fiber production and directly related industries?

Burke County Economy

Agriculture *OUTPUT*

	Output in \$ Millions	Percent
Agriculture	98.296	6.7
Construction	27.254	1.9
Manufacturing	180.924	12.3
Trans-Utilities-Info	771.259	52.4
Trade	80.713	5.5
Finance-Ins-RE	72.790	4.9
Services	159.139	10.8
Government	80.275	5.5

Total County Economic Output = \$1.47 billion

Burke County Economy

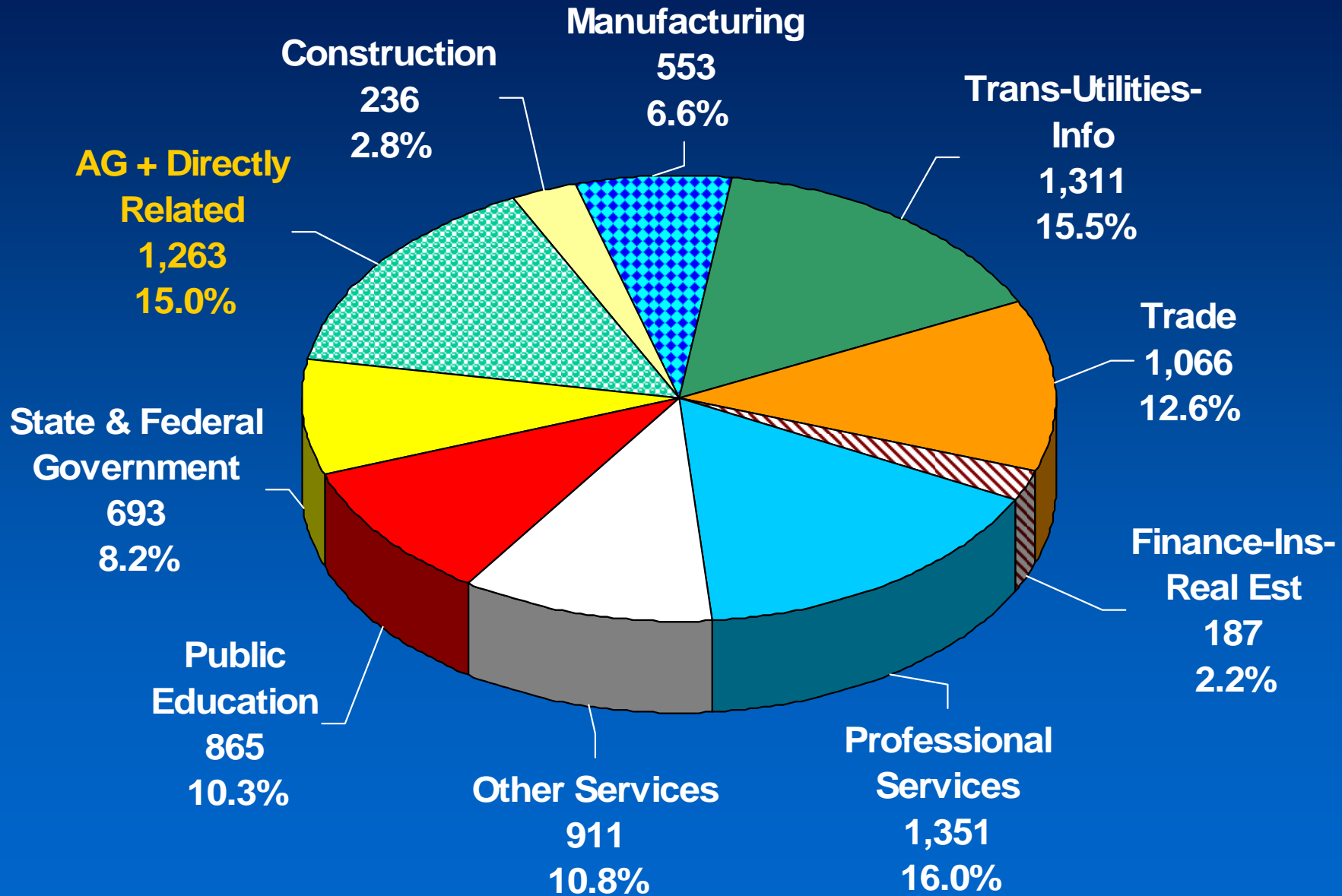
Agriculture + Directly Related Businesses *OUTPUT*

	Output in \$ Millions	Percent
Agriculture + Direct	155.080	10.5
Construction	27.254	1.9
Manufacturing	124.140	8.4
Trans-Utilities-Info	771.259	52.4
Trade	80.713	5.5
Finance-Ins-Real Est	72.790	4.9
Services	159.139	10.8
Government	80.275	5.5

Total County Economic Output = \$1.47 billion

Burke County Employment


Total Jobs = 8,435



An Economic Snapshot of Burke County

- How much of Burke County's total economic output comes from food and fiber production?
- AG value alone of \$98.3 million consisting of Farm Gate Value and landscape services comprises 6.7% of the county's economy.
- AG plus directly related businesses (ex. logging, animal slaughtering, etc.) comprise 10.5% of the county's economy.

Food and Fiber Production and Directly Related Manufacturing as % of Total Output

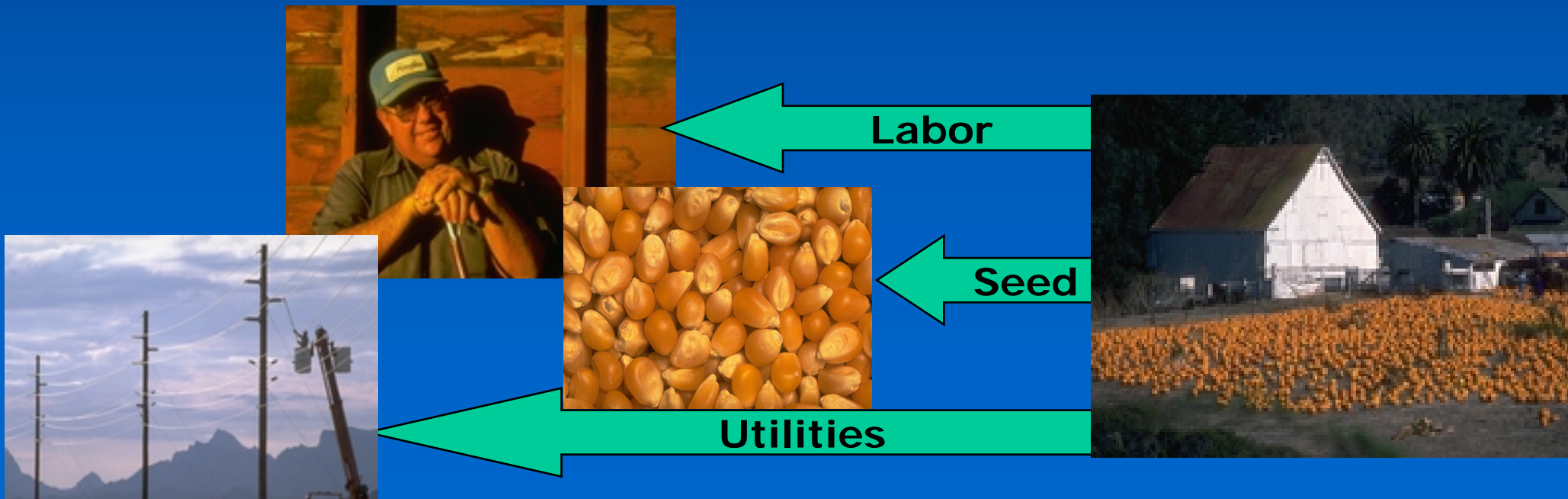


What is the Impact?

- What is the total (direct and indirect) *impact* of food and fiber production and directly related industries?
- This scenario illustrates how other industries are affected by the presence of food and fiber in the county. The indirect impacts measure output created due to food and fiber production and processing in the county.

What Impact Means: A Brief Explanation

- The *impact* numbers capture the ripple effects that food and fiber create in the county's economy. Many other sectors rely in part on the existence of food and fiber for sales.



Burke County

Agriculture *IMPACT*

	Direct \$ Millions	Indirect \$ Millions
Agriculture	98.296	0
Construction	0	0.103
Manufacturing	0	0.584
Trans-Utilities-Info	0	4.988
Trade	0	4.928
Finance-Ins-Real Est	0	5.509
Services	0	4.358
Government	0	0.580
Total	98.296	21.050

Total Impact of Production AG = \$119.3 million
8.1% of total economy

Burke County

Production Agriculture + Directly Related Businesses *IMPACT*

	Direct \$ Millions	Indirect \$ Millions
Agriculture + Direct	155.080	0
Construction	0	0.150
Manufacturing	0	0.665
Trans-Utilities-Info	0	8.825
Trade	0	7.364
Finance-Ins-Real Est	0	6.645
Services	0	6.008
Government	0	0.732
Total	155.080	30.389

Total Impact of AG + Directly Related = \$185.5 million
12.6% of total economy

Burke County

Production Agriculture + Directly Related Industries Employment *IMPACT*

	Direct	Indirect
Agriculture + Direct	1,263	0
Construction	0	1
Manufacturing	0	2
Trans-Utilities-Info	0	39
Trade	0	80
Finance-Ins-Real Est	0	25
Services	0	97
Government	0	5

Total Impact of AG + Directly Related Employment = 1,512 jobs
17.9% of total employment

What These Numbers Mean: A Brief Explanation

- *Direct* impact is \$155.1 million. This includes food and fiber production, processing and directly related manufacturing.
- *Indirect* impact from the Trade sector is \$7.4 million. This captures the effects of farmers (direct source) buying supplies (seed, fertilizer, work boots) from local stores. These stores must increase their output to meet farmer demand.

What These Numbers Mean:

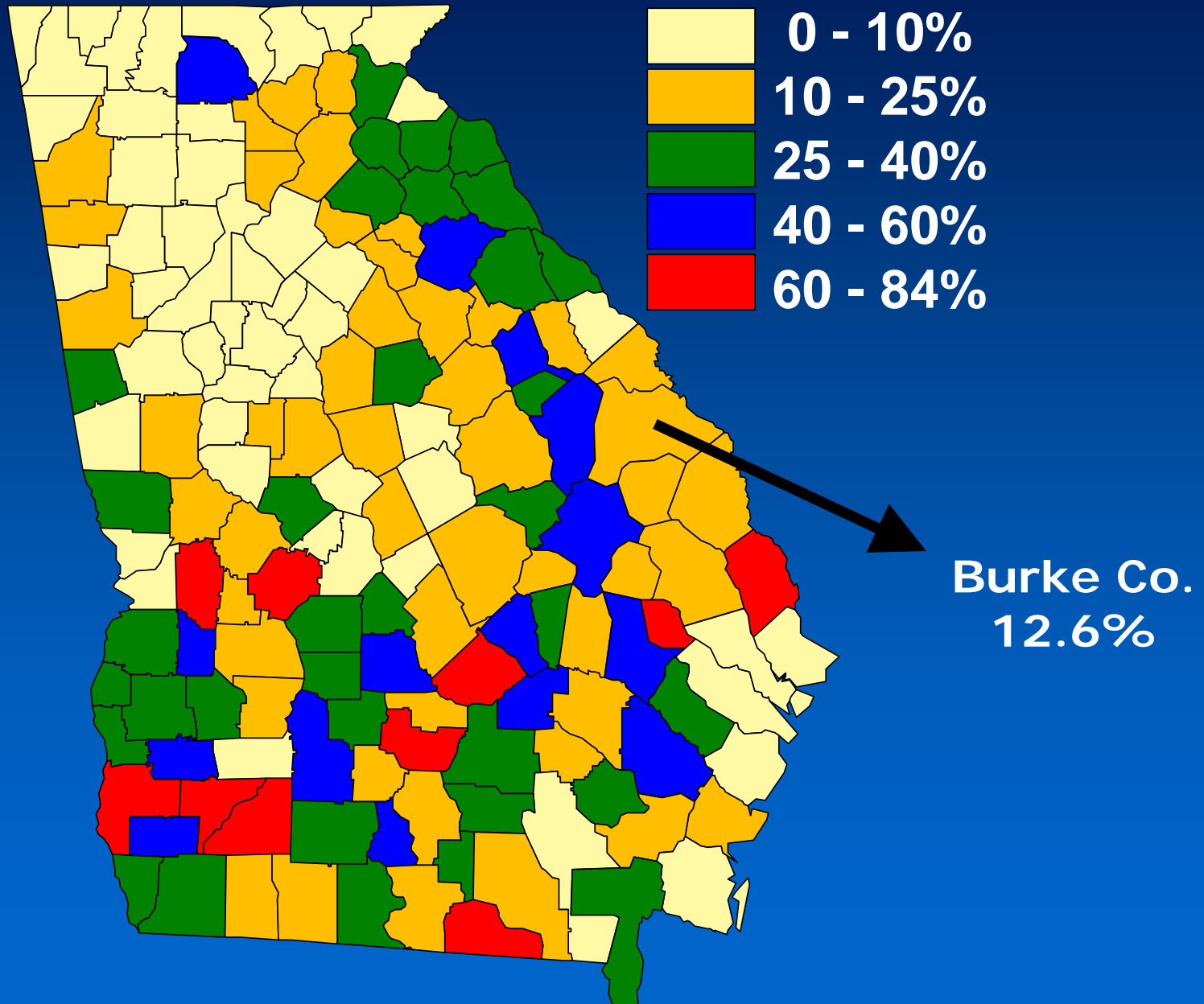
A Brief Explanation (continued)

- As local stores increase their output, they may demand more stock from local wholesalers (also in the Trade sector). Local wholesalers demand more from local manufacturers, thus increasing activity in the Manufacturing sector.
- Local stores also hire employees to assist farmers. They take home wages and buy groceries at the local store which increases demand there.

Burke County Food and Fiber Impact Conclusions

- The total *impact* of food and fiber production, processing and direct manufacturing is \$185.5 million.
- The total county *output* is \$1.5 billion.
- Thus, food and fiber (directly and indirectly) account for 12.6% of the total county output.

Food and Fiber Production and Directly Related Manufacturing *IMPACT* as % of Total Output



Contact Information

Prepared by:

Sue Boatright and Sharon Kane

Center for Agribusiness & Economic Development

*“Adding Value to Georgia's Agricultural Economy
Through Research and Extension”*

To learn more about your county, go to:

<http://www.caed.uga.edu/>

...click on “Georgia Statistics System”

Special County Area Report

#09-12A

May, 2009

