



---

# The University of Georgia

**Center for Agribusiness and Economic Development**

**College of Agricultural and Environmental Sciences**

---

## **Georgia Cooperative Extension Districts 2007 Farm Gate Value Summary**

---

**Compiled by Susan R. Boatright and John C. McKissick  
from information reported by  
Georgia Cooperative Extension County Agents**

**AR 08-03  
May, 2008**

---



[www.caed.uga.edu](http://www.caed.uga.edu)

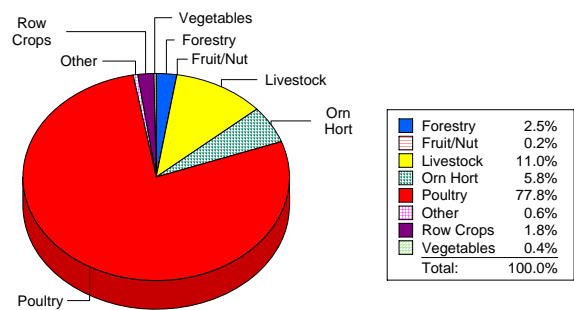
**Northeast Cooperative Extension District -- 2007 Farm Gate Value by Commodity Group**

	Forestry & Related Products	Fruits and Nuts	Livestock & Aquaculture	Ornamental Horticulture	AgriTourism & Other Income	Poultry & Eggs	Row & Forage Crops	Vegetables	Total
Baldwin	\$2,732,426	\$93,143	\$4,993,975	\$740,475	\$707,028	\$4,919,787	\$1,712,587	\$86,223	\$15,985,643
Banks	\$637,035	\$5,520	\$11,547,406	\$1,153,959	\$359,100	\$234,175,725	\$1,733,865	\$9,235	\$249,621,844
Barrow	\$114,375	\$15,203	\$3,366,666	\$112,275	\$75,162	\$26,334,795	\$921,500	\$6,065	\$30,946,040
Bulfs	\$902,095	\$525,000	\$1,301,699	\$4,786,950	\$2,126,672	\$0	\$375,570	\$0	\$10,017,985
Clarke	\$187,500	\$13,290	\$4,886,338	\$23,749,500	\$363,963	\$2,947,392	\$601,488	\$35,915	\$32,785,386
Columbia	\$4,551,619	\$0	\$8,191,530	\$3,548,000	\$807,321	\$0	\$884,380	\$0	\$17,982,850
Dawson	\$33,775	\$0	\$4,134,631	\$244,636	\$1,174,496	\$54,056,742	\$635,450	\$576,075	\$60,855,805
Elbert	\$2,312,154	\$26,410	\$4,982,325	\$3,397,250	\$959,736	\$89,452,578	\$2,878,923	\$17,231	\$104,026,607
Fannin	\$34,851	\$330,623	\$4,351,700	\$493,125	\$1,597,078	\$22,493,621	\$219,480	\$181,273	\$29,701,751
Franklin	\$346,353	\$70,625	\$9,301,976	\$669,988	\$245,939	\$338,099,308	\$2,337,086	\$0	\$351,071,275
Gilmer	\$751,154	\$113,539	\$5,860,146	\$763,000	\$871,073	\$232,167,584	\$987,300	\$50,000	\$241,563,795
Glascocock	\$1,315,008	\$6,000	\$3,500,823	\$0	\$569,685	\$0	\$3,708,364	\$34,168	\$9,134,048
Greene	\$6,207,156	\$16,080	\$20,167,589	\$21,325,000	\$362,797	\$18,501,762	\$5,203,845	\$30,732	\$71,814,961
Habersham	\$948,612	\$753,830	\$12,661,295	\$4,912,610	\$4,613,479	\$270,981,145	\$2,720,000	\$1,148,575	\$298,739,545
Hall	\$57,500	\$227,961	\$23,708,118	\$3,303,900	\$1,626,876	\$207,724,211	\$1,483,500	\$709,280	\$238,841,346
Hancock	\$9,037,500	\$371,985	\$13,310,820	\$1,692,710	\$398,040	\$0	\$826,730	\$1,204,964	\$26,842,749
Hart	\$580,000	\$203,234	\$16,783,956	\$10,534,772	\$845,400	\$245,795,981	\$3,856,268	\$386,974	\$278,986,585
Jackson	\$441,484	\$0	\$14,582,840	\$2,293,850	\$144,539	\$239,593,620	\$1,833,775	\$0	\$258,890,109
Jasper	\$4,044,487	\$99,984	\$9,158,299	\$15,843,750	\$6,856,549	\$5,521,637	\$2,932,850	\$196,200	\$44,653,756
Jones	\$4,694,304	\$4,935	\$5,069,496	\$341,900	\$507,680	\$5,394,906	\$704,063	\$0	\$16,717,284
Lincoln	\$4,112,625	\$75,099	\$6,500,978	\$106,875	\$3,281,525	\$0	\$1,218,300	\$0	\$15,295,402
Lumpkin	\$142,944	\$562,051	\$2,861,711	\$3,260,426	\$403,857	\$32,624,097	\$632,900	\$27,992	\$40,515,979
Madison	\$3,307,453	\$221,226	\$14,114,184	\$2,333,000	\$826,867	\$264,268,978	\$2,578,469	\$371,311	\$288,021,489
McDuffie	\$1,814,001	\$200,800	\$10,851,593	\$39,301,000	\$1,432,315	\$0	\$1,350,450	\$163,125	\$55,113,284
Monroe	\$2,830,117	\$494,641	\$4,924,713	\$1,290,750	\$477,986	\$29,675,920	\$508,668	\$0	\$40,202,795
Morgan	\$3,151,089	\$161,800	\$46,513,631	\$11,891,960	\$1,566,235	\$64,829,464	\$3,200,576	\$0	\$131,314,755
Oconee	\$962,870	\$650,882	\$11,260,336	\$21,733,240	\$724,467	\$87,702,659	\$2,021,368	\$59,209	\$125,115,031
Oglethorpe	\$4,977,377	\$0	\$26,776,519	\$1,185,500	\$492,987	\$171,352,782	\$3,674,645	\$0	\$208,459,810
Pickens	\$1,008,142	\$2,844	\$3,816,843	\$580,250	\$149,479	\$61,518,912	\$805,050	\$147,172	\$68,028,692
Pulnam	\$5,711,562	\$37,235	\$30,615,738	\$498,200	\$4,660,347	\$40,542,700	\$2,224,870	\$263,393	\$84,554,044
Rabun	\$187,500	\$427,870	\$927,075	\$5,513,625	\$2,331,485	\$5,533,237	\$112,542	\$5,287,765	\$20,321,100
Richmond	\$1,488,056	\$97,500	\$3,920,834	\$5,412,720	\$2,515,917	\$0	\$1,231,010	\$625,863	\$15,291,901
Stephens	\$205,182	\$17,488	\$11,354,406	\$120,350	\$158,180	\$52,280,862	\$552,848	\$83,400	\$64,772,716
Taliaferro	\$5,646,755	\$0	\$0	\$0	\$34,859	\$0	\$0	\$0	\$5,681,614
Towns	\$24,000	\$7,200	\$7,089,919	\$484,500	\$2,965,352	\$565,899	\$562,000	\$27,696	\$11,726,566
Union	\$122,500	\$5,000	\$5,253,421	\$9,802,275	\$915,184	\$9,306,834	\$569,335	\$1,015,665	\$26,990,214
Walton	\$1,207,046	\$72,330	\$7,361,935	\$13,494,948	\$647,000	\$14,343,984	\$2,039,045	\$19,325	\$39,185,614
Warren	\$4,261,120	\$51,000	\$15,778,762	\$900,677	\$2,798,298	\$0	\$3,669,752	\$512,989	\$27,972,598
White	\$400,000	\$159,960	\$7,309,786	\$374,500	\$706,790	\$86,964,512	\$1,788,370	\$371,797	\$98,075,715
Wilkes	\$12,062,124	\$0	\$20,869,076	\$1,798,625	\$3,111,299	\$41,499,279	\$3,812,175	\$0	\$83,152,578
<b>Total</b>	<b>\$93,551,851</b>	<b>\$6,122,288</b>	<b>\$419,963,090</b>	<b>\$219,991,071</b>	<b>\$55,413,042</b>	<b>\$2,961,170,915</b>	<b>\$69,109,396</b>	<b>\$13,649,611</b>	<b>\$3,838,971,263</b>

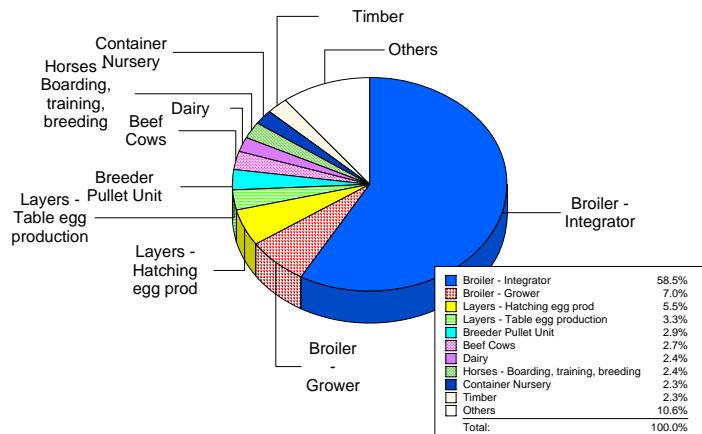
# NE Cooperative Extension District -- 2007 Farm Gate Summary

<u>County</u>	<u>Total Farm Gate Value</u>
Baldwin	\$15,985,643
Banks	\$249,621,844
Barrow	\$30,946,040
Butts	\$10,017,985
Clarke	\$32,785,386
Columbia	\$17,982,850
Dawson	\$60,855,805
Elbert	\$104,026,607
Fannin	\$29,701,751
Franklin	\$351,071,275
Gilmer	\$241,563,795
Glascocock	\$9,134,048
Greene	\$71,814,961
Habersham	\$298,739,545
Hall	\$238,841,346
Hancock	\$26,842,749
Hart	\$278,986,585
Jackson	\$258,890,109
Jasper	\$44,653,756
Jones	\$16,717,284
Lincoln	\$15,295,402
Lumpkin	\$40,515,979
Madison	\$288,021,489
McDuffie	\$55,113,284
Monroe	\$40,202,795
Morgan	\$131,314,755
Oconee	\$125,115,031
Oglethorpe	\$208,459,810
Pickens	\$68,028,692
Putnam	\$84,554,044
Rabun	\$20,321,100
Richmond	\$15,291,901
Stephens	\$64,772,716
Taliaferro	\$5,681,614
Towns	\$11,726,566
Union	\$26,990,214
Walton	\$39,185,614
Warren	\$27,972,598
White	\$98,075,715
Wilkes	\$83,152,578
<b>NE District Total</b>	<b>\$3,838,971,263</b>

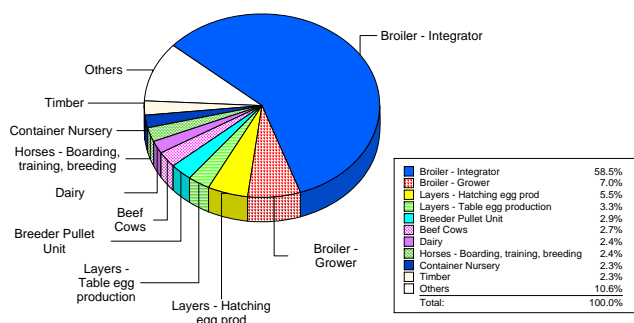
**Farm Gate Value by Commodity Group**



**Top 10 Commodities**

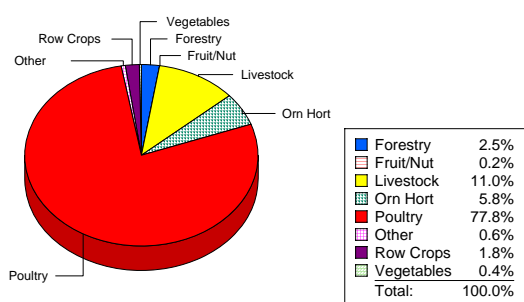


### Top 10 Commodities



### Farm Gate Value

by Commodity Group



## NE Cooperative Extension District -- 2007 Commodities

Broiler - Integrator	\$2,244,669,164
Broiler - Grower	\$270,323,635
Layers - Hatching egg prod	\$210,872,646
Layers - Table egg production	\$125,563,720
Breeder Pullet Unit	\$109,716,750
Beef Cows	\$105,351,260
Dairy	\$92,558,487
Horses - Boarding, training, breeding	\$92,437,500
Container Nursery	\$89,906,750
Timber	\$89,168,976
Greenhouse *	\$63,571,807
Field Nursery	\$46,762,500
Hay	\$40,237,535
Horses - Raised	\$39,890,000
Other	\$26,073,545
Quail	\$24,656,820
Beef Stockers	\$18,219,233
Hunting Leases - Deer	\$13,072,800
Pork - Farrow to finish	\$12,963,909
Beef Cattle Finished Outside Co	\$10,454,290
Pork - Feeder pigs	\$9,477,051
Special events	\$7,604,300
Camping	\$6,849,600
Government Payments	\$6,251,483
Silage	\$6,054,135
Pork - Finishing only	\$5,820,484
Turfgrass	\$4,746,014
Corn	\$4,485,655
Fishing	\$4,035,500
Tomato	\$4,030,913
Straw	\$3,624,000
Goats	\$3,518,706
Special attractions	\$3,237,400
Wheat	\$3,228,419
Christmas Trees	\$3,125,250
Rye	\$2,780,880
Cotton	\$2,606,000
Guide services	\$2,603,000
Sweet Corn	\$2,162,696
Equestrian trail rides	\$1,681,350
Cabbage	\$1,632,827
Soybeans	\$1,534,790
Hunting Leases - Turkey	\$1,379,200
Grapes	\$1,329,536
Peaches	\$1,320,354
Pine Straw	\$1,182,625
Pumpkin	\$1,167,200
Strawberries	\$1,036,204
Crop Insurance	\$1,005,697
Corn Maze	\$983,925

Peanuts	\$973,125
Pecans	\$889,500
Honeybees	\$857,415
Watermelon	\$857,119
Blueberries	\$779,392
School tours	\$710,150
GREEN HOUSE*	\$652,000
Catfish	\$612,865
Collards	\$563,514
Apples	\$549,689
Oats	\$518,905
Hayrides	\$397,600
Bell Peppers	\$373,425
Sorghum	\$309,434
Wildlife observation	\$265,000
Pole Beans	\$251,500
Sheep	\$239,600
Yellow Squash	\$230,848
Turnip Greens	\$218,680
Blackberries	\$216,738
Cantaloupe	\$207,000
Irish Potatoes	\$201,300
Sweet Potatoes	\$186,050
Hunting Leases - Duck	\$157,750
Okra	\$112,913
Southern Peas	\$105,331
Hot Peppers	\$98,140
Barley	\$72,471
Eggplant	\$62,425
Winter Squash	\$58,846
Lettuce	\$47,661
Banana Peppers	\$33,775
Turnip Roots	\$33,578
Cucumbers	\$31,048
Zucchini	\$22,718
Spinach	\$20,262
Lima Beans	\$19,550
Kale	\$19,267
Snap Beans	\$19,099
Tobacco	\$14,535
Mustard	\$7,388
Broccoli	\$7,138

\* Greenhouse (for ornamental horticulture)

\* GREEN HOUSE (for vegetables - sale and transplant)

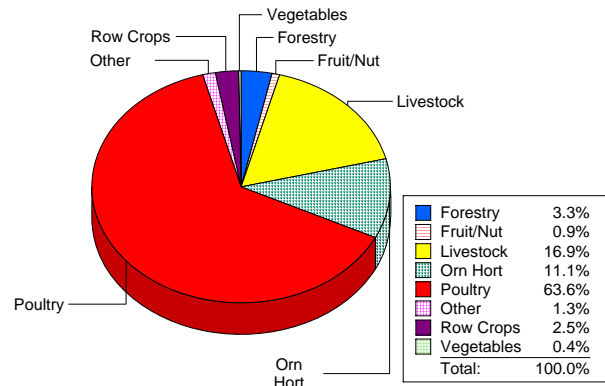
**Northwest Cooperative Extension District -- 2007 Farm Gate Value by Commodity Group**

	Forestry & Related Products	Fruits and Nuts	Livestock & Aquaculture	Ornamental Horticulture	AgriTourism & Other Income	Poultry & Eggs	Row & Forage Crops	Vegetables	Total
Bartow	\$2,400,345	\$0	\$28,272,511	\$6,760,810	\$1,162,432	\$93,252,834	\$4,372,611	\$0	\$136,221,544
Bibb	\$772,637	\$268,000	\$12,969,628	\$470,250	\$33,322	\$3,758,170	\$667,847	\$0	\$18,939,854
Carroll	\$4,362,500	\$15,384	\$20,515,050	\$3,498,440	\$861,666	\$127,649,624	\$1,200,000	\$113,825	\$158,216,489
Catoosa	\$151,159	\$930	\$2,814,081	\$2,180,262	\$16,734	\$42,212,606	\$166,864	\$212,632	\$47,755,268
Chattahoochee	\$119,908	\$0	\$82,178	\$0	\$975,562	\$4,039,155	\$56,250	\$0	\$5,273,053
Chattooga	\$1,423,168	\$36,000	\$8,048,354	\$0	\$482,910	\$4,544,175	\$1,754,211	\$163,618	\$16,452,436
Cherokee	\$288,958	\$28,840	\$14,406,693	\$13,246,250	\$799,396	\$37,190,070	\$580,668	\$0	\$66,540,876
Clayton	\$923,750	\$4,388	\$595,801	\$8,768,750	\$496,731	\$0	\$10,500	\$0	\$10,799,919
Cobb	\$96,250	\$0	\$4,750,000	\$4,301,600	\$5,379	\$0	\$0	\$0	\$9,153,229
Coweta	\$2,861,851	\$134,216	\$11,070,835	\$4,986,250	\$367,849	\$0	\$590,873	\$166,120	\$20,177,994
Crawford	\$1,929,486	\$9,715,032	\$1,699,281	\$6,572,620	\$1,463,543	\$27,237,955	\$976,384	\$294,985	\$49,889,286
Dade	\$114,559	\$11,280	\$2,685,941	\$668,500	\$313,440	\$19,926,499	\$440,750	\$1,188,962	\$25,349,930
DeKalb	\$0	\$0	\$568,000	\$2,087,625	\$1,225,788	\$0	\$0	\$0	\$3,881,413
Douglas	\$357,983	\$0	\$2,641,379	\$2,035,000	\$18,413	\$561,969	\$26,250	\$135,000	\$5,775,995
Fayette	\$715,801	\$355,385	\$6,857,650	\$7,338,250	\$420,259	\$3,788	\$177,165	\$1,794,213	\$17,662,512
Floyd	\$2,803,044	\$150,623	\$11,845,247	\$14,561,700	\$3,504,966	\$46,933,315	\$3,381,850	\$123,054	\$83,303,800
Forsyth	\$18,750	\$0	\$11,886,754	\$5,272,948	\$30,316	\$26,972,022	\$320,000	\$0	\$44,500,790
Fulton	\$200,625	\$173,036	\$4,148,471	\$31,847,668	\$116,000	\$0	\$206,250	\$0	\$36,692,050
Gordon	\$1,730,291	\$14,722	\$9,648,350	\$4,432,802	\$797,158	\$189,890,278	\$3,757,027	\$46,890	\$210,317,518
Gwinnett	\$262,500	\$262,816	\$5,176,815	\$12,199,010	\$3,979	\$6,130,575	\$0	\$0	\$24,035,695
Haralson	\$2,650,000	\$38,248	\$4,594,859	\$299,250	\$192,821	\$42,363,848	\$554,280	\$53,775	\$50,747,080
Harris	\$4,393,465	\$348,648	\$3,992,427	\$4,788,710	\$2,089,801	\$0	\$1,732,550	\$572,402	\$17,918,003
Heard	\$2,115,000	\$0	\$3,563,399	\$895,680	\$995,863	\$56,145,143	\$315,955	\$0	\$64,031,039
Henry	\$279,630	\$1,091,200	\$12,995,749	\$2,626,350	\$193,284	\$0	\$1,438,550	\$0	\$18,624,763
Lamar	\$1,260,327	\$256,940	\$9,672,185	\$6,541,500	\$700,484	\$21,320,390	\$4,759,898	\$640,588	\$45,152,311
Meriwether	\$3,540,195	\$660,485	\$14,773,549	\$9,631,460	\$2,808,470	\$0	\$755,000	\$0	\$32,169,159
Murray	\$1,837,500	\$29,400	\$2,670,347	\$847,150	\$1,450,740	\$87,795,434	\$3,090,428	\$6,300	\$97,727,298
Muscogee	\$18,750	\$0	\$2,041,234	\$1,495,730	\$87,888	\$0	\$4,500	\$0	\$3,648,102
Newton	\$823,538	\$88,069	\$7,535,434	\$865,350	\$744,131	\$2,694,964	\$1,576,883	\$236,904	\$14,565,272
Paulding	\$624,313	\$133,231	\$5,858,475	\$18,111,975	\$266,785	\$18,415,035	\$357,800	\$493,755	\$44,261,369
Pike	\$1,447,052	\$1,284,230	\$5,733,492	\$5,065,000	\$470,772	\$10,212,713	\$1,237,319	\$211,960	\$25,662,539
Polk	\$578,750	\$1,340	\$5,767,798	\$89,500	\$839,583	\$17,561,544	\$2,058,293	\$26,455	\$26,923,263
Rockdale	\$297,619	\$339,455	\$9,749,545	\$5,087,000	\$643,848	\$0	\$30,548	\$40,138	\$16,188,153
Spalding	\$763,170	\$0	\$5,917,527	\$284,650	\$141,402	\$1,352,853	\$1,059,168	\$0	\$9,518,770
Talbot	\$3,139,359	\$96,430	\$3,734,592	\$64,650	\$3,144,095	\$0	\$1,115,113	\$156,716	\$11,450,954
Troup	\$7,475,192	\$155,160	\$8,084,989	\$1,044,000	\$4,222,821	\$0	\$435,000	\$0	\$21,417,162
Upson	\$2,847,546	\$382,949	\$8,344,314	\$1,316,000	\$861,162	\$23,042,444	\$989,415	\$60,000	\$37,843,830
Walker	\$475,429	\$65,100	\$8,852,122	\$1,248,204	\$438,029	\$55,924,471	\$2,695,508	\$217,094	\$69,915,957
Whitfield	\$977,854	\$0	\$10,653,696	\$2,752,488	\$224,069	\$143,906,937	\$616,593	\$0	\$159,131,636
<b>Total</b>	<b>\$57,078,254</b>	<b>\$16,141,537</b>	<b>\$295,218,751</b>	<b>\$194,283,382</b>	<b>\$33,611,891</b>	<b>\$1,111,038,812</b>	<b>\$43,508,298</b>	<b>\$6,955,386</b>	<b>\$1,757,836,310</b>

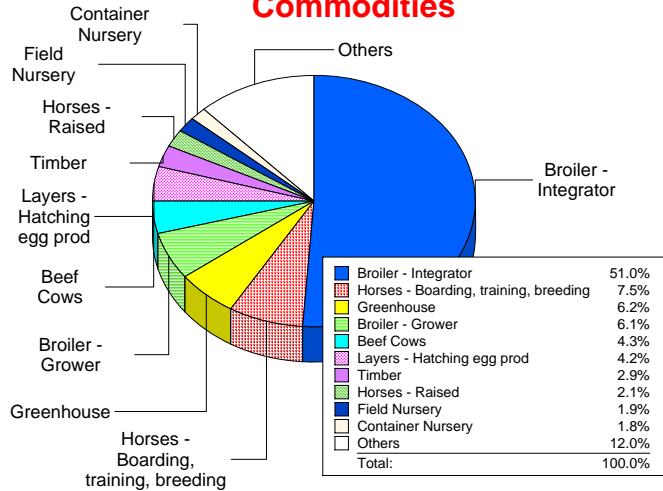
# NW Cooperative Extension District -- 2007 Farm Gate Summary

<u>County</u>	<u>Total Farm Gate Value</u>
Bartow	\$136,221,544
Bibb	\$18,939,854
Carroll	\$158,216,489
Catoosa	\$47,755,268
Chattahoochee	\$5,273,053
Chattooga	\$16,452,436
Cherokee	\$66,540,876
Clayton	\$10,799,919
Cobb	\$9,153,229
Coweta	\$20,177,994
Crawford	\$49,889,286
Dade	\$25,349,930
DeKalb	\$3,881,413
Douglas	\$5,775,995
Fayette	\$17,662,512
Floyd	\$83,303,800
Forsyth	\$44,500,790
Fulton	\$36,692,050
Gordon	\$210,317,518
Gwinnett	\$24,035,695
Haralson	\$50,747,080
Harris	\$17,918,003
Heard	\$64,031,039
Henry	\$18,624,763
Lamar	\$45,152,311
Meriwether	\$32,169,159
Murray	\$97,727,298
Muscogee	\$3,648,102
Newton	\$14,565,272
Paulding	\$44,261,369
Pike	\$25,662,539
Polk	\$26,923,263
Rockdale	\$16,188,153
Spalding	\$9,518,770
Talbot	\$11,450,954
Troup	\$21,417,162
Upson	\$37,843,830
Walker	\$69,915,957
Whitfield	\$159,131,636
<b>NW District Total:</b>	<b>\$1,757,836,310</b>

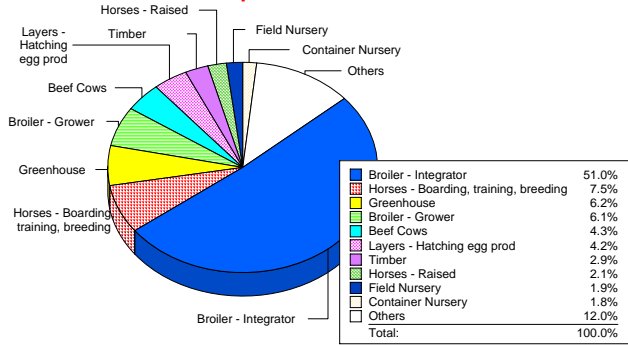
**Farm Gate Value by Commodity Group**



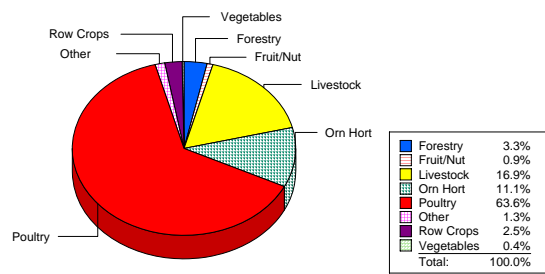
**Top 10 Commodities**



**Top 10 Commodities**



**Farm Gate Value  
by Commodity Group**



## NW Cooperative Extension District -- 2007 Commodities

Broiler - Integrator	\$896,331,356	Hunting Leases - Turkey	\$844,696
Horses - Boarding, training, breeding	\$132,180,000	Sweet Corn	\$785,052
Greenhouse *	\$108,826,680	School tours	\$724,400
Broiler - Grower	\$107,944,437	Grapes	\$695,826
Beef Cows	\$75,539,321	Equestrian trail rides	\$685,000
Layers - Hatching egg prod	\$74,511,360	Watermelon	\$639,695
Timber	\$50,856,879	Corn Maze	\$607,740
Horses - Raised	\$36,400,000	Honeybees	\$219,436
Field Nursery	\$34,131,150	Sheep	\$211,063
Container Nursery	\$30,800,000	Turnip Greens	\$209,821
Breeder Pullet Unit	\$26,760,000	Irish Potatoes	\$196,598
Hay	\$20,313,242	Yellow Squash	\$185,015
Turfgrass	\$20,153,552	Apples	\$179,997
Dairy	\$17,458,057	Blackberries	\$167,485
Hunting Leases - Deer	\$14,572,818	Collards	\$167,390
Beef Stockers	\$13,858,524	Southern Peas	\$163,573
Peaches	\$11,021,307	Hunting Leases - Duck	\$147,750
Other	\$10,185,430	Cucumbers	\$143,416
Beef Cattle Finished Outside Co	\$6,341,498	Eggplant	\$130,598
Corn	\$5,071,772	Wildlife observation	\$124,000
Government Payments	\$4,515,388	Banana Peppers	\$123,760
Camping	\$4,151,625	Hayrides	\$102,100
Soybeans	\$3,559,223	Oats	\$91,263
Christmas Trees	\$3,454,500	Bell Peppers	\$89,707
Straw	\$3,350,859	Cantaloupe	\$82,682
Goats	\$2,938,344	Okra	\$80,304
Wheat	\$2,909,747	Cabbage	\$69,793
Pork - Farrow to finish	\$2,864,212	Peanuts	\$68,445
Pine Straw	\$2,766,875	Sorghum	\$67,895
Pork - Feeder pigs	\$2,704,997	Snap Beans	\$66,186
Cotton	\$2,670,322	Special attractions	\$58,300
Crop Insurance	\$2,379,563	Hot Peppers	\$49,583
Tomato	\$2,187,733	Barley	\$36,888
Fishing	\$1,990,996	Pole Beans	\$34,925
Pecans	\$1,797,300	GREEN HOUSE *	\$28,000
Layers - Table egg production	\$1,786,418	Sweet Potatoes	\$27,413
Catfish	\$1,344,294	Lima Beans	\$25,925
Silage	\$1,342,127	Green Onions	\$23,515
Guide services	\$1,320,000	Zucchini	\$22,852
Strawberries	\$1,197,729	Lettuce	\$12,600
Pumpkin	\$1,096,075	Mustard	\$7,768
Blueberries	\$1,015,811	Kale	\$4,412
Special events	\$990,165	Turnip Roots	\$3,956
Rye	\$921,300	Spinach	\$1,571
Quail	\$914,760	Onions	\$170

\* Greenhouse (ornamental horticulture)

\* GREEN HOUSE (for vegetables - sale and transplant)

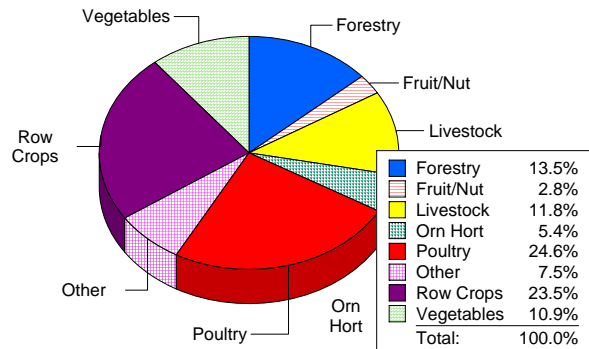
Southeast Cooperative Extension District -- 2007 Farm Gate Value by Commodity Group									
	Forestry & Related Products	Fruits and Nuts	Livestock & Aquaculture	Ornamental Horticulture	AgriTourism & Other Income	Poultry & Eggs	Row & Forage Crops	Vegetables	Total
Appling	\$13,093,337	\$6,578,620	\$23,726,310	\$2,506,876	\$7,974,126	\$47,589,112	\$31,642,030	\$1,925,595	\$135,036,006
Atkinson	\$4,109,780	\$831,250	\$4,006,556	\$417,813	\$6,307,852	\$60,714,530	\$19,055,587	\$1,677,258	\$97,120,626
Bacon	\$3,301,311	\$10,042,000	\$7,232,473	\$740,750	\$6,603,325	\$20,151,873	\$17,109,620	\$1,977,177	\$67,158,529
Bleckley	\$3,484,759	\$99,750	\$4,480,289	\$503,200	\$3,875,618	\$2,682,127	\$14,321,523	\$88,556	\$29,535,822
Brantley	\$3,696,193	\$618,489	\$2,717,490	\$337,969	\$2,590,641	\$11,974,500	\$1,363,657	\$7,542	\$23,306,481
Bryan	\$3,811,250	\$65,450	\$2,550,656	\$298,650	\$471,270	\$0	\$1,231,915	\$0	\$8,429,191
Bulloch	\$11,828,100	\$3,755,880	\$19,604,510	\$12,838,200	\$16,611,050	\$12,732,733	\$40,656,357	\$13,921,619	\$131,948,450
Burke	\$4,788,066	\$2,923,180	\$21,190,393	\$1,811,250	\$13,029,953	\$0	\$39,566,375	\$965,424	\$84,274,642
Camden	\$8,931,153	\$85,231	\$500,817	\$916,233	\$3,078,516	\$0	\$18,750	\$1,145	\$13,531,845
Candler	\$3,385,778	\$3,164,620	\$9,428,921	\$2,597,660	\$3,783,658	\$1,806,048	\$17,430,050	\$10,384,000	\$51,980,735
Charlton	\$10,416,641	\$88,382	\$1,439,646	\$1,073,525	\$2,477,689	\$5,622,514	\$458,750	\$14,339	\$21,591,486
Chatham	\$18,750	\$136,085	\$4,196,778	\$4,831,500	\$9,200	\$0	\$36,615	\$0	\$9,228,928
Coffee	\$7,172,988	\$2,967,920	\$12,624,011	\$15,948,500	\$10,724,760	\$123,035,091	\$51,597,777	\$1,038,831	\$225,109,878
Dodge	\$14,550,590	\$886,800	\$7,094,335	\$4,837,690	\$6,506,514	\$7,270,479	\$19,809,257	\$15,852,227	\$76,807,892
Effingham	\$9,023,479	\$735,166	\$7,529,709	\$4,970,630	\$3,583,287	\$0	\$5,966,725	\$660,199	\$32,469,194
Emanuel	\$12,934,581	\$653,770	\$5,695,535	\$2,672,246	\$6,569,853	\$0	\$18,741,470	\$78,606	\$47,346,060
Evans	\$2,359,495	\$1,151,900	\$5,437,051	\$7,892,248	\$1,521,478	\$20,394,179	\$7,414,191	\$11,096,145	\$57,266,687
Glynn	\$0	\$0	\$4,045,294	\$1,862,500	\$333	\$0	\$0	\$0	\$5,908,127
Jeff Davis	\$11,193,974	\$1,158,060	\$7,518,386	\$3,302,260	\$5,068,264	\$14,784,326	\$20,042,264	\$122,433	\$63,189,966
Jefferson	\$4,283,893	\$242,246	\$10,491,174	\$5,482,220	\$4,738,329	\$0	\$29,241,146	\$192,482	\$54,671,488
Jenkins	\$4,000,000	\$304,222	\$6,450,336	\$161,980	\$3,950,348	\$0	\$16,507,693	\$23,333	\$31,397,912
Johnson	\$6,570,078	\$44,611	\$5,203,624	\$1,679,148	\$1,765,068	\$0	\$5,384,562	\$137,561	\$20,784,651
Laurens	\$19,321,596	\$233,800	\$12,046,758	\$2,069,600	\$5,711,308	\$0	\$16,587,391	\$440,657	\$56,411,110
Liberty	\$6,685,132	\$4,840	\$615,072	\$55,150	\$135,536	\$0	\$223,143	\$0	\$7,718,872
Long	\$8,640,692	\$993,273	\$2,013,161	\$0	\$1,666,431	\$15,069,864	\$1,393,654	\$1,510,065	\$31,287,139
McIntosh	\$6,741,956	\$12,864	\$0	\$0	\$114,974	\$0	\$0	\$0	\$6,869,794
Montgomery	\$4,733,844	\$984,442	\$10,405,718	\$356,000	\$1,482,370	\$1,915,920	\$6,378,719	\$3,819,862	\$30,076,876
Pierce	\$4,641,695	\$5,068,333	\$6,870,270	\$1,001,300	\$4,647,008	\$3,759,014	\$20,372,828	\$311,161	\$46,671,609
Screven	\$6,458,230	\$1,737,376	\$5,602,482	\$5,950,310	\$7,931,054	\$0	\$24,204,803	\$113,267	\$51,997,522
Tattall	\$4,094,869	\$5,168,981	\$10,605,315	\$0	\$4,176,570	\$151,641,258	\$15,513,099	\$80,887,522	\$272,087,613
Telfair	\$8,718,750	\$328,800	\$3,080,436	\$0	\$2,656,309	\$532,200	\$9,078,533	\$9,335,105	\$33,730,132
Toombs	\$7,393,949	\$507,107	\$3,524,511	\$6,002,400	\$3,419,144	\$5,457,873	\$6,554,901	\$59,840,251	\$92,700,136
Treutlen	\$5,510,704	\$127,712	\$2,622,409	\$9,999,810	\$988,471	\$0	\$2,669,306	\$1,314,048	\$23,232,460
Twiggs	\$3,509,154	\$167,750	\$1,537,445	\$43,750	\$2,789,158	\$0	\$5,535,000	\$5,535	\$13,587,791
Ware	\$12,437,500	\$5,241,640	\$5,775,571	\$2,630,000	\$3,536,985	\$11,304,514	\$7,689,722	\$5,761,404	\$54,377,335
Washington	\$10,053,635	\$266,260	\$6,125,308	\$5,699,775	\$5,304,610	\$0	\$11,623,507	\$298,878	\$39,371,973
Wayne	\$27,199,782	\$1,717,175	\$5,832,785	\$628,400	\$6,449,382	\$17,305,472	\$17,095,625	\$10,075,278	\$86,303,899
Wheeler	\$8,750,305	\$935,000	\$4,944,345	\$4,949,690	\$2,151,554	\$4,000	\$8,185,116	\$3,575,888	\$33,495,898
Wilkinson	\$7,308,392	\$130,000	\$1,335,731	\$32,825	\$2,260,470	\$1,400,011	\$1,188,380	\$34,940	\$13,690,749
<b>Total</b>	<b>\$295,154,381</b>	<b>\$60,158,983</b>	<b>\$256,101,612</b>	<b>\$117,102,056</b>	<b>\$166,662,466</b>	<b>\$537,147,638</b>	<b>\$511,890,039</b>	<b>\$237,488,331</b>	<b>\$2,181,705,506</b>



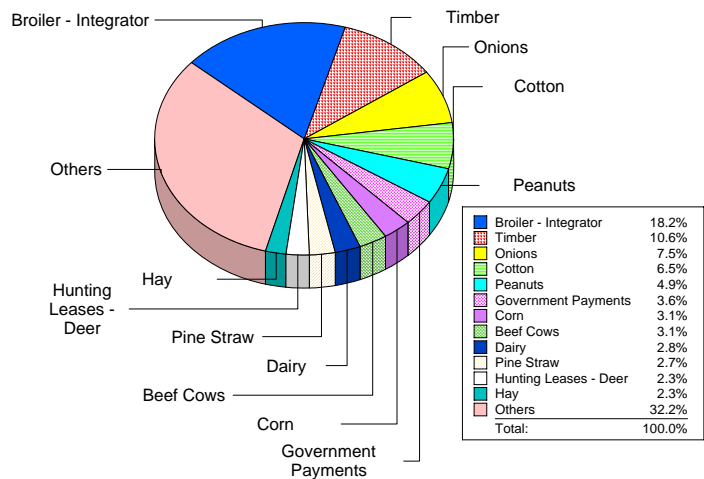
# SE Cooperative Extension District -- 2007 Farm Gate Summary

<u>County</u>	<u>Total Farm Gate Value</u>
Appling	\$135,036,006
Atkinson	\$97,120,626
Bacon	\$67,158,529
Bleckley	\$29,535,822
Brantley	\$23,306,481
Bryan	\$8,429,191
Bulloch	\$131,948,450
Burke	\$84,274,642
Camden	\$13,531,845
Candler	\$51,980,735
Charlton	\$21,591,486
Chatham	\$9,228,928
Coffee	\$225,109,878
Dodge	\$76,807,892
Effingham	\$32,469,194
Emanuel	\$47,346,060
Evans	\$57,266,687
Glynn	\$5,908,127
Jeff Davis	\$63,189,966
Jefferson	\$54,671,488
Jenkins	\$31,397,912
Johnson	\$20,784,651
Laurens	\$56,411,110
Liberty	\$7,718,872
Long	\$31,287,139
McIntosh	\$6,869,794
Montgomery	\$30,076,876
Pierce	\$46,671,609
Screven	\$51,997,522
Tattnall	\$272,087,613
Telfair	\$33,730,132
Toombs	\$92,700,136
Treutlen	\$23,232,460
Twiggs	\$13,587,791
Ware	\$54,377,335
Washington	\$39,371,973
Wayne	\$86,303,899
Wheeler	\$33,495,898
Wilkinson	\$13,690,749
<b>SE District Total:</b>	<b>\$2,181,705,506</b>

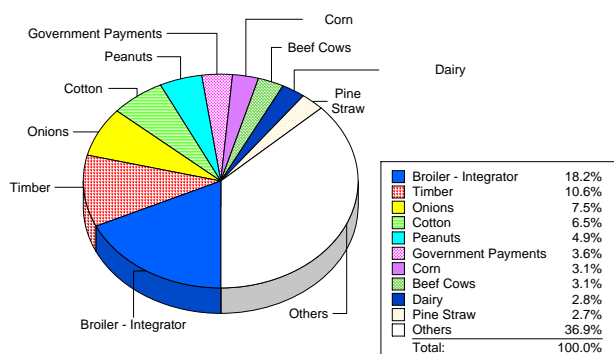
**Farm Gate Value by Commodity Group**



**Top 10 Commodities**

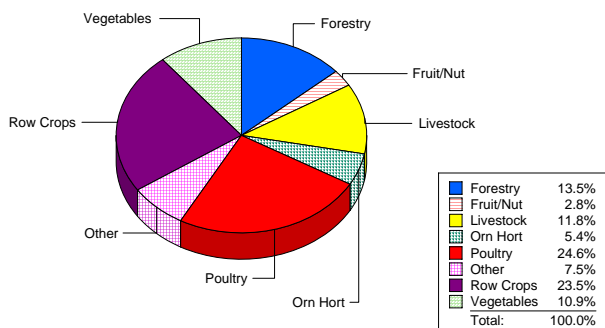


### Top 10 Commodities



### Farm Gate Value

by Commodity Group



## SE Cooperative Extension District -- 2007 Commodities

Broiler - Integrator	\$396,646,680	Sweet Potatoes	\$2,191,603
Timber	\$232,192,381	Green Onions	\$2,153,100
Onions	\$164,346,860	Snap Beans	\$1,958,407
Cotton	\$141,417,534	Hunting Leases - Turkey	\$1,925,500
Peanuts	\$107,253,469	Bell Peppers	\$1,890,228
Government Payments	\$79,154,746	Catfish	\$1,770,779
Corn	\$67,939,469	Blackberries	\$1,679,505
Beef Cows	\$66,728,632	Southern Peas	\$1,648,436
Dairy	\$62,072,055	Quail	\$1,471,038
Pine Straw	\$59,489,750	Tomato	\$1,404,224
Hunting Leases - Deer	\$50,610,000	Strawberries	\$1,257,975
Hay	\$50,367,585	Cantaloupe	\$1,077,608
Broiler - Grower	\$47,767,829	Guide services	\$1,026,270
Layers - Table egg production	\$46,053,040	Zucchini	\$929,929
Greenhouse *	\$46,046,367	Mustard	\$916,716
Turfgrass	\$40,196,999	Christmas Trees	\$900,000
Tobacco	\$40,063,535	Sorghum	\$763,282
Horses - Boarding, training, breeding	\$39,024,000	Hunting Leases - Duck	\$614,250
Layers - Hatching egg prod	\$36,314,190	GREEN HOUSE *	\$562,350
Soybeans	\$35,267,325	Special events	\$412,000
Crop Insurance	\$31,293,790	Lima Beans	\$308,450
Blueberries	\$29,402,880	Peaches	\$254,888
Pecans	\$23,999,932	Eggplant	\$220,969
Wheat	\$20,916,930	Camping	\$184,440
Container Nursery	\$20,168,750	Banana Peppers	\$166,250
Horses - Raised	\$20,150,000	Special attractions	\$160,000
Watermelon	\$19,713,598	Sheep	\$142,500
Straw	\$19,613,078	Okra	\$138,413
Other	\$18,009,706	Pumpkin	\$128,350
Honeybees	\$11,874,916	Irish Potatoes	\$118,800
Rye	\$11,265,928	Broccoli	\$106,275
Silage	\$10,814,267	Corn Maze	\$103,000
Beef Stockers	\$10,537,405	Pole Beans	\$98,189
Pork - Finishing only	\$10,261,823	Equestrian trail rides	\$74,850
Pork - Feeder pigs	\$10,129,373	Hot Peppers	\$56,075
Cucumbers	\$9,652,050	Fishing	\$55,815
Field Nursery	\$9,604,700	Turnip Roots	\$39,438
Pork - Farrow to finish	\$9,023,551	Hayrides	\$26,550
Breeder Pullet Unit	\$8,509,500	Wildlife observation	\$22,925
Yellow Squash	\$6,709,353	English Peas	\$18,953
Goats	\$5,355,531	School tours	\$16,400
Sweet Corn	\$5,158,015	Barley	\$11,352
Beef Cattle Finished Outside Co	\$3,819,409		
Cabbage	\$3,429,752		
Collards	\$3,153,178		
Oats	\$3,057,640		
Grapes	\$3,054,163		
Turnip Greens	\$2,578,009		
Carrots	\$2,489,756		

\* Greenhouse (ornamental horticulture)

\* GREEN HOUSE (for vegetables - sale and transplant)

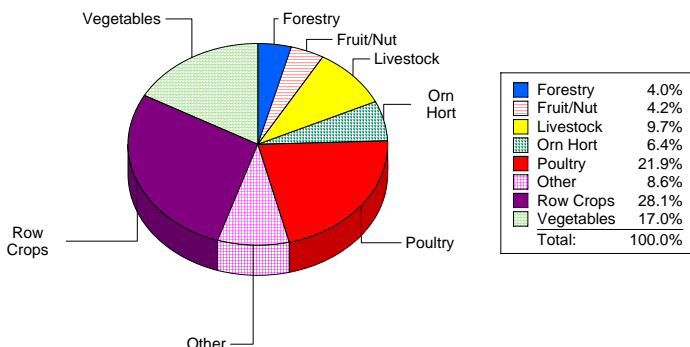
**Southwest Cooperative Extension District -- 2007 Farm Gate Value by Commodity Group**

	Forestry & Related Products	Fruits and Nuts	Livestock & Aquaculture	Ornamental Horticulture	AgriTourism & Other Income	Poultry & Eggs	Row & Forage Crops	Vegetables	Total
Baker	\$1,291,236	\$750,000	\$4,001,515	\$1,967,470	\$10,935,645	\$29,631,606	\$38,298,500	\$103,630	\$86,979,602
Ben Hill	\$4,628,683	\$2,000,000	\$5,785,112	\$2,500,501	\$3,797,919	\$11,055,667	\$13,737,143	\$1,027,607	\$44,532,632
Berrien	\$4,549,673	\$5,094,690	\$7,341,959	\$4,265,152	\$9,460,971	\$21,719,232	\$29,522,365	\$6,943,016	\$88,897,058
Brooks	\$3,700,684	\$4,642,720	\$42,680,664	\$7,636,500	\$12,901,033	\$11,925,550	\$39,928,406	\$60,481,596	\$183,897,154
Calhoun	\$1,975,135	\$6,836,160	\$3,081,421	\$641,250	\$10,585,255	\$20,796,798	\$31,795,329	\$0	\$75,711,348
Clay	\$1,963,187	\$13,500	\$2,602,310	\$875,000	\$4,031,205	\$0	\$9,986,431	\$0	\$19,471,632
Clinch	\$11,593,663	\$11,759,000	\$3,126,656	\$2,078,800	\$3,598,762	\$2,213,883	\$1,196,872	\$1,421,699	\$36,989,335
Colquitt	\$5,098,138	\$2,131,924	\$16,372,132	\$7,469,115	\$17,634,502	\$182,464,914	\$50,013,893	\$108,046,592	\$389,231,209
Cook	\$843,588	\$2,479,702	\$4,202,230	\$11,270,680	\$9,397,198	\$17,549,174	\$19,557,320	\$37,344,450	\$102,644,341
Crisp	\$2,005,439	\$3,873,600	\$5,422,043	\$1,155,020	\$7,437,763	\$8,355,856	\$30,273,522	\$16,478,668	\$75,001,912
Decatur	\$6,483,296	\$1,096,373	\$8,821,893	\$11,609,066	\$17,767,224	\$30,720,172	\$50,814,251	\$79,234,866	\$206,547,141
Dooly	\$957,112	\$2,122,800	\$3,976,594	\$3,182,060	\$15,997,820	\$15,915,917	\$66,687,858	\$17,639,052	\$126,479,213
Dougherty	\$1,054,060	\$21,701,131	\$9,767,736	\$3,316,217	\$5,403,715	\$1,615,662	\$9,856,438	\$159	\$52,715,118
Early	\$6,394,478	\$198,450	\$7,448,935	\$2,251,355	\$15,703,737	\$1,468,784	\$55,507,969	\$0	\$88,973,708
Echols	\$5,714,292	\$87,541	\$914,788	\$0	\$985,104	\$0	\$1,334,915	\$49,906,705	\$58,943,345
Grady	\$2,646,583	\$2,140,000	\$9,614,755	\$67,542,127	\$8,637,530	\$31,311,896	\$16,910,334	\$4,565,779	\$143,369,003
Houston	\$2,038,807	\$2,747,360	\$4,270,547	\$3,374,180	\$5,711,754	\$9,761,762	\$12,413,801	\$10,544	\$40,328,755
Irwin	\$3,447,258	\$4,108,792	\$7,269,114	\$2,005,312	\$10,202,881	\$4,633,155	\$39,428,335	\$3,146,058	\$74,240,906
Lanier	\$3,185,768	\$3,354,700	\$3,566,721	\$12,310,920	\$2,976,780	\$1,427,750	\$9,359,207	\$166,900	\$36,348,746
Lee	\$1,034,644	\$6,184,830	\$13,230,587	\$1,410,170	\$8,230,352	\$0	\$28,627,451	\$629,970	\$59,348,004
Lowndes	\$10,187,500	\$4,449,090	\$6,743,807	\$10,928,960	\$3,613,229	\$0	\$13,030,637	\$17,530,374	\$66,483,597
Macon	\$1,653,976	\$7,488,740	\$39,558,862	\$12,549,270	\$6,522,683	\$115,447,434	\$21,004,356	\$3,202,015	\$207,427,336
Marion	\$3,981,301	\$49,670	\$1,977,276	\$130,000	\$2,124,993	\$27,228,385	\$2,528,625	\$410,176	\$38,430,427
Miller	\$125,000	\$43,050	\$7,729,492	\$0	\$14,213,198	\$2,652,653	\$48,734,639	\$5,193,565	\$78,691,597
Mitchell	\$3,810,303	\$13,892,883	\$37,858,620	\$4,147,415	\$19,786,471	\$93,924,117	\$57,949,822	\$35,137,437	\$266,507,069
Peach	\$807,400	\$21,826,960	\$8,541,215	\$7,935,840	\$3,013,806	\$0	\$4,284,640	\$24,119	\$46,433,980
Pulaski	\$1,574,585	\$1,666,600	\$2,471,566	\$5,215,230	\$6,399,316	\$30,293,663	\$29,303,566	\$9,447,979	\$86,372,506
Quitman	\$1,830,915	\$5,500	\$550,250	\$0	\$1,472,429	\$0	\$970,883	\$0	\$4,829,977
Randolph	\$3,945,691	\$529,900	\$3,234,615	\$4,434,750	\$9,196,794	\$0	\$26,223,970	\$0	\$47,565,720
Schley	\$1,549,265	\$285,000	\$2,170,065	\$365,739	\$918,331	\$26,317,444	\$1,590,087	\$192,102	\$33,388,033
Seminole	\$1,950,307	\$1,339,549	\$8,071,055	\$3,057,274	\$9,481,976	\$0	\$48,351,178	\$7,709,923	\$79,961,262
Stewart	\$5,471,794	\$266,700	\$977,900	\$1,438,330	\$4,505,105	\$3,389,501	\$2,613,990	\$0	\$18,663,320
Sumter	\$5,170,541	\$2,380,928	\$18,528,093	\$10,698,075	\$8,399,828	\$19,804,742	\$32,748,288	\$19,805,005	\$117,535,500
Taylor	\$1,875,000	\$11,389,265	\$5,665,461	\$1,619,800	\$4,683,937	\$20,972,536	\$5,478,303	\$1,233,171	\$52,917,473
Terrell	\$3,181,995	\$1,179,620	\$6,885,512	\$2,075,010	\$12,763,350	\$0	\$35,020,050	\$343,080	\$61,448,617
Thomas	\$6,489,902	\$4,122,172	\$17,013,721	\$5,416,095	\$24,792,681	\$12,497,634	\$31,006,949	\$4,435,986	\$105,775,140
Tift	\$3,912,503	\$1,169,112	\$6,625,811	\$13,986,020	\$8,451,735	\$495,000	\$28,425,215	\$101,057,100	\$164,122,497
Turner	\$4,312,500	\$962,472	\$7,453,815	\$4,185,563	\$7,995,831	\$12,968,525	\$26,491,419	\$9,569,393	\$73,939,518
Webster	\$2,983,795	\$382,900	\$2,499,053	\$864,898	\$4,701,122	\$1,491,380	\$5,837,523	\$1,170,080	\$19,930,751
Wilcox	\$8,623,670	\$1,296,910	\$5,469,221	\$741,588	\$6,241,116	\$45,470,890	\$23,346,324	\$12,935,302	\$104,125,022
Worth	\$7,203,312	\$1,130,500	\$9,758,288	\$2,158,654	\$17,788,745	\$7,864,479	\$56,327,671	\$20,215,765	\$122,447,414
<b>Total</b>	<b>\$151,246,978</b>	<b>\$159,180,793</b>	<b>\$363,281,410</b>	<b>\$238,809,407</b>	<b>\$358,463,826</b>	<b>\$823,386,163</b>	<b>\$1,056,518,476</b>	<b>\$636,759,862</b>	<b>\$3,787,646,915</b>

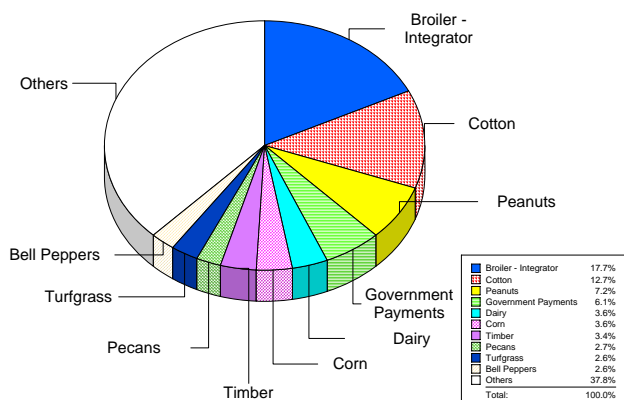
# SW Cooperative Extension District -- 2007 Farm Gate Summary

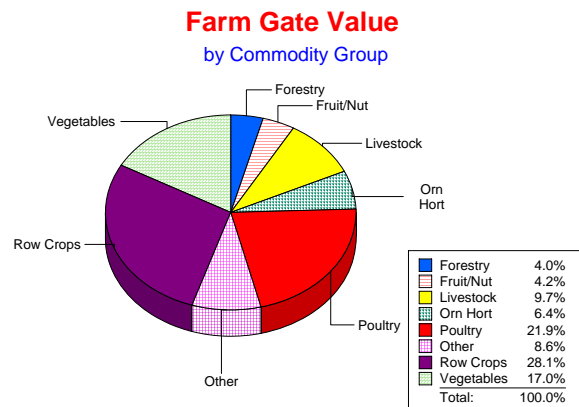
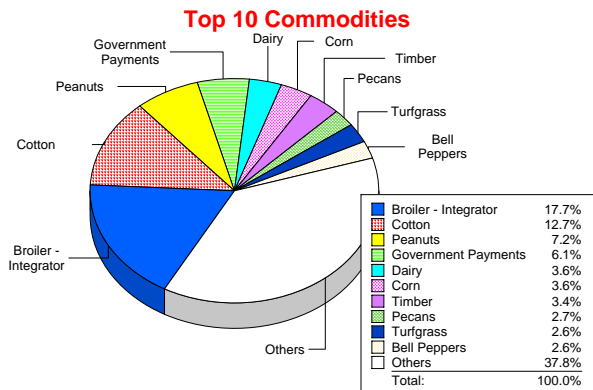
<u>County</u>	<u>Total Farm Gate Value</u>
Baker	\$86,979,602
Ben Hill	\$44,532,632
Berrien	\$88,897,058
Brooks	\$183,897,154
Calhoun	\$75,711,348
Clay	\$19,471,632
Clinch	\$36,989,335
Colquitt	\$389,231,209
Cook	\$102,644,341
Crisp	\$75,001,912
Decatur	\$206,547,141
Dooly	\$126,479,213
Dougherty	\$52,715,118
Early	\$88,973,708
Echols	\$58,943,345
Grady	\$143,369,003
Houston	\$40,328,755
Irwin	\$74,240,906
Lanier	\$36,348,746
Lee	\$59,348,004
Lowndes	\$66,483,597
Macon	\$207,427,336
Marion	\$38,430,427
Miller	\$78,691,597
Mitchell	\$266,507,069
Peach	\$46,433,980
Pulaski	\$86,372,506
Quitman	\$4,829,977
Randolph	\$47,565,720
Schley	\$33,388,033
Seminole	\$79,961,262
Stewart	\$18,663,320
Sumter	\$117,535,500
Taylor	\$52,917,473
Terrell	\$61,448,617
Thomas	\$105,775,140
Tift	\$164,122,497
Turner	\$73,939,518
Webster	\$19,930,751
Wilcox	\$104,125,022
Worth	\$122,447,414
<b>SW District Total:</b>	<b>\$3,787,646,915</b>

**Farm Gate Value by Commodity Group**



**Top 10 Commodities**





## SW Cooperative Extension District -- 2007 Commodities

Broiler - Integrator	\$670,735,542	Rye	\$7,661,958
Cotton	\$482,106,410	Southern Peas	\$7,529,825
Peanuts	\$273,656,487	Carrots	\$5,804,753
Government Payments	\$229,396,437	Honeybees	\$5,714,700
Dairy	\$137,935,059	Hot Peppers	\$5,363,802
Corn	\$135,359,605	Pork - Feeder pigs	\$5,207,659
Timber	\$128,645,813	Grapes	\$4,742,607
Pecans	\$101,812,605	Pork - Finishing only	\$4,695,019
Turfgrass	\$98,859,634	Blackberries	\$4,537,136
Bell Peppers	\$97,778,487	Special events	\$4,288,736
Sweet Corn	\$85,679,368	Quail	\$3,950,140
Beef Cows	\$84,848,911	Broccoli	\$3,897,542
Watermelon	\$83,393,836	Irish Potatoes	\$3,742,200
Broiler - Grower	\$80,776,122	Camping	\$3,685,305
Cucumbers	\$76,518,888	Goats	\$3,667,750
Container Nursery	\$74,256,875	Beef Cattle Finished Outside Co	\$3,196,823
Crop Insurance	\$58,760,336	Lima Beans	\$3,180,615
Layers - Hatching egg prod	\$53,549,100	Kale	\$2,964,679
Greenhouse *	\$50,321,874	Oats	\$2,894,354
Horses - Boarding, training, breeding	\$45,708,000	Hunting Leases - Turkey	\$2,331,800
Tomato	\$42,035,397	Catfish	\$1,989,520
Other	\$40,255,398	Sweet Potatoes	\$1,706,884
Cabbage	\$34,984,435	Strawberries	\$1,626,522
Wheat	\$34,834,563	Spinach	\$1,561,300
Peaches	\$32,573,273	Banana Peppers	\$1,546,275
Soybeans	\$29,003,315	Winter Squash	\$1,183,315
Hunting Leases - Deer	\$28,948,800	Pumpkin	\$1,174,000
Snap Beans	\$27,381,226	Christmas Trees	\$1,155,000
Hay	\$26,496,219	Layers - Table egg production	\$1,064,400
Tobacco	\$25,229,643	Hunting Leases - Duck	\$949,250
GREEN HOUSE *	\$25,039,533	Fishing	\$597,725
Beef Stockers	\$24,377,465	Okra	\$410,152
Horses - Raised	\$23,780,000	Pole Beans	\$380,165
Cantaloupe	\$22,439,383	Special attractions	\$309,000
Guide services	\$20,752,850	English Peas	\$193,413
Turnip Greens	\$20,060,605	Wildlife observation	\$155,000
Yellow Squash	\$18,028,214	Turnip Roots	\$148,347
Pine Straw	\$17,576,625	Sheep	\$101,000
Collards	\$16,812,453	Equestrian trail rides	\$67,150
Breeder Pullet Unit	\$16,678,500	School tours	\$51,112
Straw	\$15,632,001	Onions	\$44,948
Zucchini	\$14,054,957	Apples	\$22,823
Blueberries	\$13,624,548	Lettuce	\$11,568
Silage	\$12,758,856	Green Onions	\$10,770
Eggplant	\$11,440,932	Hayrides	\$5,500
Field Nursery	\$10,616,025	Corn Maze	\$1,825
Mustard	\$9,885,360		
Pork - Farrow to finish	\$8,639,102		
Sorghum	\$8,083,490		

\* Greenhouse (for ornamental horticulture)

\* GREEN HOUSE (for vegetables - sale and transplant)



## **The Center for Agribusiness and Economic Development**

The Center for Agribusiness and Economic Development is a unit of the College of Agricultural and Environmental Sciences of the University of Georgia, combining the missions of research and extension. The Center has among its objectives:

- ▶ To provide feasibility and other short term studies for current or potential Georgia agribusiness firms and/or emerging food and fiber industries.
- ▶ To provide agricultural, natural resource, and demographic data for private and public decision makers.

To find out more, visit our Web site at: <http://www.caed.uga.edu/>

Or contact:

John McKissick, Director  
Center for Agribusiness and Economic Development  
301 Lumpkin House  
The University of Georgia  
Athens, Georgia 30602-7509  
Phone (706)542-0760  
[caed@agecon.uga.edu](mailto:caed@agecon.uga.edu)

The University of Georgia and Fort Valley State University, and the U.S. Department of Agriculture and counties of the state cooperating. Cooperative Extension offers educational programs, assistance and materials to all people without regard to race, color, national origin, age, gender or disability.

An equal opportunity/affirmative action organization committed to a diverse work force.

---

**Annual Report**

**AR 08-03**

**May, 2008**

---

Issued in furtherance of Cooperation Extension Acts of May 8 and June 30, 1914, the University of Georgia College of Agricultural and Environmental Sciences, and the U.S. Department of Agriculture cooperating.

J. Scott Angle  
Dean and Director