



The University of Georgia

Center for Agribusiness and Economic Development

College of Agricultural and Environmental Sciences

2008 Georgia Farm Gate Vegetable Report

**Compiled by Susan R. Boatright and John C. McKissick
from information reported by
Georgia Cooperative Extension County Agents**

**AR-09-02
May, 2009**



www.caed.uga.edu

Table of Contents

2008 Vegetable Survey Introduction 1

GA Vegetable Acreage by County, 2008 Map2

GA Vegetable Acreage by Crop, 2008 Graph.....2

Georgia State Tables:

Table 1: Vegetable acreage comparisons: 2000 to 2008.....3

Table 2: Vegetable acreage ranked, 20084

Table 3: Vegetable value ranked, 20084

Table 4: Vegetable acreage by market and cultural practice, 20085

Table 5: Vegetables grown on bareground; acres and yield, 20086

Table 6: Vegetables, plastic culture, acres and yield, 20087

Table 7: Vegetables grown for processing; acres and yield, 20087

Table 8: Vegetables grown for U-Pick, acres and yield, 2008.....7

Table 9: Vegetables grown in greenhouses for sale and transplant, 2008.....7

Table 10: Vegetables grown organically, acres, 2008.....7

Section 1:

Vegetable Acreage by Commodity and County, 20088-49

Section 2:

Vegetable Yields by Commodity and County, 200850-87

Map of Georgia Cooperative Extension Districts..... 88

2008 Vegetable Report Introduction

In 1990, a biennial survey of Georgia Cooperative Extension (CE) Agents was implemented. This survey was intended to provide much needed data on vegetable acreage and yields by cultural practice, season, and irrigation method. The survey was designed to be a comprehensive instrument for gathering data on the various vegetable crops grown in Georgia. The collected data is used extensively by Cooperative Extension as well as by agencies and companies that support the vegetable industry in Georgia.

Users of this report will find that a variety of sources for vegetable acreage, yield, and value are available. In addition to this *Farm Gate Vegetable Report* from the Center for Agribusiness and Economic Development, there is *GA Agricultural Facts* published by the Georgia Agricultural Statistics Service (GASS), and *Census of Agriculture*, produced by the National Agricultural Statistics Service (NASS). CE and GASS figures rarely mirror each other. Reasons for differences abound and are mostly related to data collection methods. CE estimates rely only on reports from Georgia CE County Agents. Estimated yields for the year are available to the agents if they are unaware of local growing conditions. CE estimates do not distinguish between planted and harvested acres, though agents are encouraged to report harvested acres.

Table 1 -- CE agents reported a total of 151,078 acres of vegetables grown in Georgia during 2008, ranging from broccoli to zucchini with over 40 different vegetables reported. Approximately 93% of these are grown for the fresh market with 7% going to processing. From 2007 to 2008, CE agents reported an overall decrease of 11% in vegetable acreage (-17,739 acres). The greatest increases in acreage were reported for Southern Peas (1,566 acres) and Irish Potatoes (1,034 acres), whereas crops with greatest acreage losses included Snap Beans (-7,137 acres), Sweet Corn (-3,159 acres), and Watermelons (-2,363 acres).

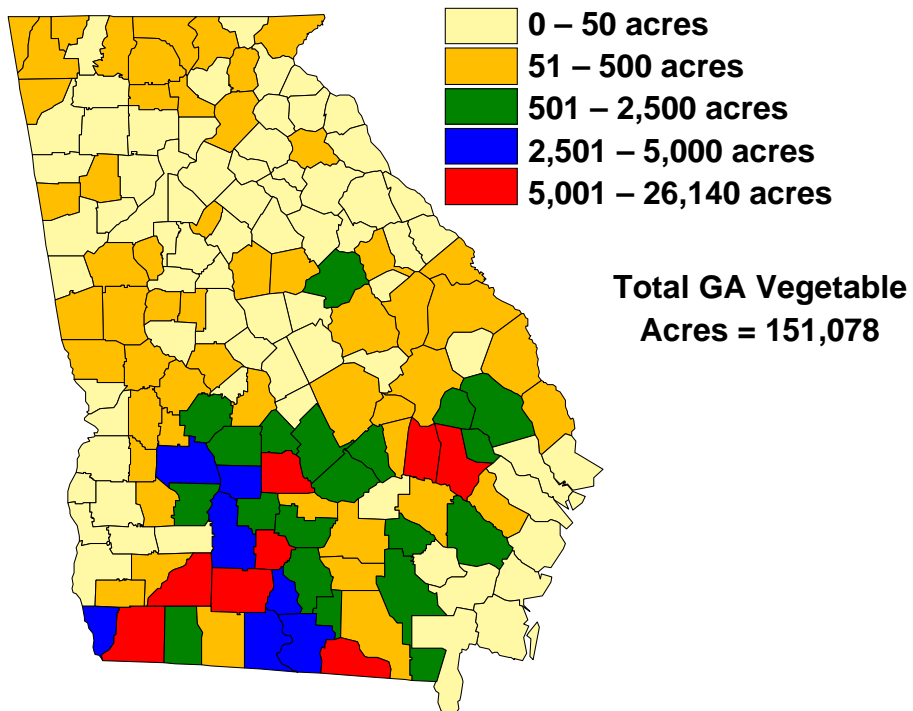
Tables 2 and 3 -- Vegetable acreage and value ranks show that Sweet Corn surpassed Watermelons as in 2007 to be first in vegetable acreage and Snap Beans was again in third place. Though Sweet Corn had more acreage, Onions and Watermelons ranked first and second respectively in value.

Tables 4 through 8 -- Acreage and yields are defined by market, cultural practice and irrigation practice. *Spring, bareground, irrigated* vegetables constitute 42% of the total vegetable acres in Georgia.

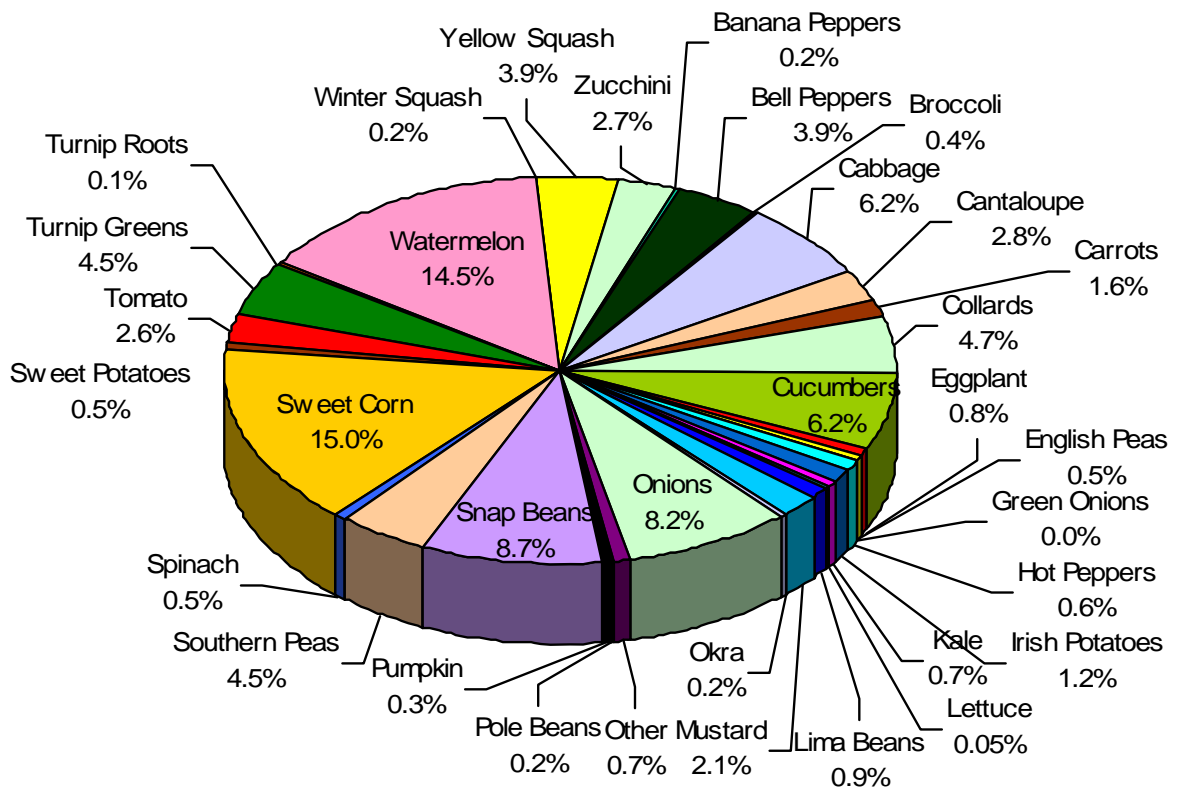
Tables 9 and 10 -- Greenhouse vegetables produced for sale and transplant constituted 1,956,301 sq. ft. There were 1,556 acres of organically grown vegetables reported.

The *2008 Farm Gate Value Survey*, from which this vegetable data is obtained, relies on CE agents' reports and attempts to measure value of production at the farm gate for a wide range of commodities in Georgia, including row crops, vegetables, fruits, nuts, poultry, forestry, livestock, ornamental horticulture and other income. To find out more, visit our web site at www.caed.uga.edu.

Total Vegetable Acreage by County: 2008*



Georgia Vegetable Acreage by Crop: 2008*



* May include double cropping and more than one growing season

Table 1: Georgia Vegetable Acreage Farm Gate Comparisons: 2000-2008

Crop	2000	2001	2002	2003	2004	2005	2006	2007	2008	% change in acres		# change in acres	
										'00-'08	'07-'08	'00-'08	'07-'08
Banana Peppers	220	209	186	191	384	211	192	160	331	50%	106%	111	170
Bell Peppers	6,342	6,312	5,712	5,230	6,009	5,158	5,952	5,875	5,836	-8%	-1%	-506	-39
Broccoli	2	6	86	13	81	12	52	589	655	--	--	653	66
Cabbage	9,191	10,107	13,207	11,916	11,091	11,182	9,787	10,424	9,348	2%	-10%	157	-1,076
Cantaloupe	6,839	7,047	6,810	7,650	6,854	5,554	5,389	4,908	4,264	-38%	-13%	-2,575	-644
Carrots	4,035	5,328	3,306	1,645	1,710	2,925	2,790	1,369	2,383	-41%	74%	-1,652	1,014
Collards	7,249	8,657	10,126	8,946	8,189	7,648	7,503	7,329	7,157	-1%	-2%	-92	-172
Cucumbers	14,549	14,133	13,893	13,330	13,467	13,221	11,086	10,655	9,310	-36%	-13%	-5,239	-1,345
Eggplant	1,260	1,230	1,229	1,332	1,121	1,281	1,338	1,102	1,215	-4%	10%	-46	113
English Peas	917	183	436	1,200	200	196	131	221	777	-15%	252%	-140	557
Green Onions	224	290	271	260	254	247	248	193	44	-80%	-77%	-180	-149
Hot Peppers	801	788	1,403	971	623	565	716	581	885	10%	52%	84	303
Irish Potatoes	867	829	829	1,077	95	75	1,090	780	1,814	109%	133%	947	1,034
Kale	1,410	1,517	1,436	1,509	1,504	1,107	1,056	1,100	1,028	-27%	-7%	-382	-72
Lettuce	346	270	160	64	77	44	18	22	82	-76%	273%	-264	60
Lima Beans	2,670	3,034	3,650	3,748	4,074	3,148	2,556	1,604	1,339	-50%	-17%	-1,332	-265
Misc.	N/A	1,272	894	1,071	1,707	827	1,136	5,899	1,038	--	-82%	--	-4,862
Mustard	3,910	4,530	4,094	3,839	4,134	3,963	3,601	3,623	3,108	-21%	-14%	-802	-515
Okra	540	530	505	440	376	381	373	320	306	-43%	-4%	-234	-14
Onions	15,515	15,214	14,525	14,722	17,435	15,622	14,946	13,839	12,322	-21%	-11%	-3,193	-1,517
Pole Beans	319	588	899	530	341	242	285	228	313	-2%	37%	-6	85
Pumpkins	366	510	504	505	935	543	686	496	458	25%	-8%	92	-39
Snap Beans	26,001	16,531	17,844	19,523	21,195	22,327	22,874	20,355	13,219	-49%	-35%	-12,782	-7,137
Southern Peas	7,439	6,967	6,083	6,091	6,194	5,533	5,997	5,302	6,868	-8%	30%	-572	1,566
Spinach	30	182	90	225	225	400	753	540	708	2260%	31%	678	168
Sweet Corn	25,623	24,104	27,647	27,974	28,400	26,697	21,844	25,816	22,657	-12%	-12%	-2,966	-3,159
Sweet Potatoes	597	863	669	701	764	598	574	584	684	15%	17%	87	100
Tomatoes	6,206	5,961	5,815	5,785	6,642	6,081	6,100	3,894	3,985	-36%	2%	-2,221	91
Turnip Greens	6,924	7,815	8,312	7,764	7,232	7,216	7,066	7,094	6,735	-3%	-5%	-189	-358
Turnip Roots	307	374	174	160	285	181	141	153	146	-53%	-5%	-162	-8
Watermelons	33,894	34,481	29,564	28,941	29,450	24,387	23,919	24,215	21,852	-36%	-10%	-12,042	-2,363
Winter Squash	292	544	297	324	257	500	299	351	349	19%	-1%	57	-2
Yellow Squash	8,269	8,544	7,048	7,146	6,937	6,654	6,374	5,727	5,837	-29%	2%	-2,432	109
Zucchini	3,844	3,741	4,536	4,385	4,143	3,309	3,411	3,470	4,031	5%	16%	187	562
Total	196,998	192,689	192,237	189,208	192,381	178,033	170,279	168,817	151,078	-23%	-11%	-45,920	-17,739

Table 2: Vegetable Acreage Ranks Georgia, 2008		
Rank	Crop	Total Acres
1	Sweet Corn	22,657
2	Watermelon	21,852
3	Snap Beans	13,219
4	Onions	12,322
5	Cabbage	9,348
6	Cucumbers	9,310
7	Collards	7,157
8	Southern Peas	6,868
9	Turnip Greens	6,735
10	Yellow Squash	5,837
11	Bell Peppers	5,836
12	Cantaloupe	4,264
13	Zucchini	4,031
14	Tomato	3,985
15	Mustard	3,108
16	Carrots	2,383
17	Irish Potatoes	1,814
18	Lima Beans	1,339
19	Eggplant	1,215
20	Kale	1,028
21	Hot Peppers	885
22	English Peas	777
23	Spinach	708
24	Sweet Potatoes	684
25	Broccoli	655
26	Pumpkin	458
27	Winter Squash	349
28	Banana Peppers	331
29	Pole Beans	313
30	Okra	306
31	Turnip Roots	146
32	Lettuce	82
33	Green Onions	44
X	Misc.	1,038
	Total Acres	151,078

Table 3: Vegetable Value Ranks Georgia, 2008		
Rank	Crop	Total Value
1	Onions	\$139,018,353
2	Watermelon	\$118,277,909
3	Bell Peppers	\$105,300,645
4	Cucumbers	\$80,673,284
5	Sweet Corn	\$69,132,140
6	Tomato	\$51,230,245
7	Cabbage	\$35,437,543
8	Yellow Squash	\$22,974,589
9	Snap Beans	\$22,588,108
10	Collards	\$22,561,022
11	Cantaloupe	\$20,696,968
12	Turnip Greens	\$20,510,161
13	Zucchini	\$16,905,638
14	Eggplant	\$16,760,087
15	Carrots	\$12,752,103
16	Southern Peas	\$10,968,397
17	Mustard	\$9,619,381
18	Irish Potatoes	\$8,756,839
19	Hot Peppers	\$8,717,391
20	Broccoli	\$5,604,797
21	Pumpkin	\$4,918,635
22	Banana Peppers	\$3,821,903
23	Sweet Potatoes	\$3,780,062
24	Kale	\$3,020,691
25	Lima Beans	\$2,402,649
26	Winter Squash	\$2,044,434
27	Pole Beans	\$1,393,861
28	Spinach	\$1,154,814
29	Okra	\$887,769
30	Green Onions	\$430,398
31	English Peas	\$407,336
32	Turnip Roots	\$242,523
33	Lettuce	\$240,183
X	Misc.	\$25,806,829
	Total Value	\$849,037,686

* Misc. value includes greenhouse vegetables.

Table 4: Vegetable Acreage by Market & Cultural Practice, Georgia 2008

Crop	Bareground Acres					Plastic Acres					Processing					Total of All Practices
	Spring		Fall		Total	Spring		Fall		Total	Spring		Fall		Total	
	Irrigated	N. Irrigated	Irrigated	N. Irrigated		Drip	Other	Drip	Other		Irrigated	N. Irrigated	Irrigated	N. Irrigated		
Banana Peppers	24	26	19	34	103	125	0	103	0	228	0	0	0	0	0	331
Bell Peppers	44	19	33	9	105	3,310	0	2,421	0	5,731	0	0	0	0	0	5,836
Broccoli	79	21	404	0	504	75	0	76	0	151	0	0	0	0	0	655
Cabbage	3,547	130	3,791	75	7,543	125	0	165	329	619	625	0	561	0	1,186	9,348
Cantaloupe	551	106	4	16	677	1,747	1,633	1	206	3,587	0	0	0	0	0	4,264
Carrots	1,618	145	500	0	2,263	0	0	0	0	0	120	0	0	0	120	2,383
Collards	2,807	361	2,938	343	6,449	0	0	2	0	2	220	8	478	0	706	7,157
Cucumbers	1,665	45	2,086	41	3,836	1,848	350	1,644	1,416	5,258	150	0	65	0	215	9,310
Eggplant	142	11	25	0	178	442	0	595	0	1,037	0	0	0	0	0	1,215
English Peas	58	28	0	0	86	0	0	0	0	0	691	0	0	0	691	777
Green Onions	24	0	2	18	44	0	0	0	0	0	0	0	0	0	0	44
Hot Peppers	15	15	4	6	40	422	0	423	0	845	0	0	0	0	0	885
Irish Potatoes	1,047	85	0	0	1,132	0	0	0	0	0	682	0	0	0	682	1,814
Kale	472	5	471	15	963	0	0	0	0	0	25	0	40	0	65	1,028
Lettuce	8	23	19	31	81	0	0	1	0	1	0	0	0	0	0	82
Lima Beans	1,180	57	82	20	1,339	0	0	0	0	0	0	0	0	0	0	1,339
Mustard	1,367	15	1,306	20	2,708	0	0	0	0	0	200	0	200	0	400	3,108
Okra	125	108	29	45	306	0	0	0	0	0	0	0	0	0	0	306
Onions	12,222	100	0	0	12,322	0	0	0	0	0	0	0	0	0	0	12,322
Pole Beans	155	77	47	34	313	0	0	0	0	0	0	0	0	0	0	313
Pumpkin	0	0	59	332	391	0	0	46	0	46	0	0	0	0	0	437
Snap Beans	5,988	133	3,881	15	10,016	0	0	0	0	0	2,916	0	287	0	3,203	13,219
Southern Peas	2,965	1,074	791	188	5,018	0	0	0	0	0	1,100	0	750	0	1,850	6,868
Spinach	3	0	30	15	48	0	0	0	0	0	660	0	0	0	660	708
Sweet Corn	17,395	972	3,256	934	22,556	0	0	0	0	0	0	0	0	0	0	22,556
Sweet Potatoes	0	0	505	177	682	0	0	2	0	2	0	0	0	0.0	0.0	684
Tomato	228	250	69	145	692	1,671	1	1,622	0	3,293	0	0	0	0	0	3,985
Turnip Greens	2,764	157	2,808	188	5,916	0	0	0	0	0	395	0	424	0	819	6,735
Turnip Roots	50	0	31	10	91	0	0	0	0	0	0	0	55	0	55	146
Watermelon	6,938	576	697	239	8,449	2,417	10,760	226	0	13,403	0	0	0	0	0	21,852
Winter Squash	77	50	49	1	177	134	0	38	0	172	0	0	0	0	0	349
Yellow Squash	2,628	146	698	105	3,577	1,406	12	655	0	2,073	175	0	12	0	187	5,837
Zucchini	1,358	17	676	15	2,065	1,288	0	678	0	1,966	0	0	0	0	0	4,031
Total	67,542	4,752	25,305	3,068	100,666	15,010	12,756	8,697	1,951	38,413	7,959	8	2,871	0	10,838	149,918
Percent	41.5%	2.9%	15.5%	1.9%	61.8%	9.2%	7.8%	5.3%	1.2%	23.6%	4.9%	0.00%	1.8%	0.0%	6.7%	100.0%

Note: Total acreage here does not include 1,160 acres of Misc. and U-Pick Vegetables, and thus is lower than total overall reported acreage.

Table 5: Vegetables Grown on Bareground; Georgia Acres & Yield, 2008

Crop	Acres				Weighted Avg. Yield				Total Yield	Units for Yield
	Spring		Fall		Spring		Fall			
	Irrigated	N. Irrigated	Irrigated	N. Irrigated	Irrigated	N. Irrigated	Irrigated	N. Irrigated		
Banana Peppers	149	26	122	34	142	26	124	35	74	1 1/9 bu. crates (15#)
Bell Peppers	3,354	19	2,454	9	565	337	676	300	536	1 1/9 bu. crates (28#)
Broccoli	154	21	480	0	387	20	516	0	475	cartons (23#)
Cabbage	4,297	130	4,846	75	605	492	559	81	575	crates (50#)
Cantaloupe	3,931	106	211	16	3,804	2,319	3,305	2,175	3,530	each (5# avg.)
Carrots	1,738	145	500	0	507	200	650	0	519	sacks (48#)
Collards	3,027	369	3,418	343	374	147	352	137	339	cartons (25#)
Cucumbers	4,013	45	5,211	41	512	125	451	115	470	1 1/9 bu. cartons (55#)
Eggplant	584	11	620	0	1,347	49	900	0	1,206	1 1/9 bu. cartons (33#)
English Peas	749	28	0	0	97	30	0	0	75	1 1/9 bu. (30#)
Green Onions	24	0	2	18	750	0	725	35	458	cartons (13#) / 48 bunches
Hot Peppers	437	15	427	6	540	174	450	1,304	507	1/2 - 5/9 bu. crates (15#)
Irish Potatoes	1,729	85	0	0	336	275	0	0	331	bag (50#)
Kale	497	5	511	15	301	190	341	73	316	cartons (25#)
Lettuce	8	23	20	31	460	132	204	158	191	cartons (50#)
Lima Beans	1,180	57	82	20	118	70	128	42	115	bushels (30#)
Mustard	1,567	15	1,506	20	350	144	370	134	357	cartons (25#)
Okra	125	108	29	45	276	105	287	169	201	1/2 bushels (15#)
Onions	12,222	100	0	0	30,965	24,000	0	0	30,909	pounds
Pole Beans	155	77	47	34	241	87	178	140	183	bushels (30#)
Pumpkin	0	0	105	332	0	0	39,801	27,497	29,341	pounds
Snap Beans	8,904	133	4,168	15	181	121	145	129	166	bushels (30#)
Southern Peas	4,065	1,074	1,541	188	130	61	111	71	110	bushels (25#)
Spinach	663	0	30	15	315	0	650	23	433	cartons (25#)
Sweet Corn	17,395	972	3,256	934	401	117	243	164	356	cartons (42#)
Sweet Potatoes	0	0	507	177	0	0	366	143	308	bu. cartons (40#)
Tomato	1,900	250	1,691	145	908	179	515	228	463	cartons (25#)
Turnip Greens	3,159	157	3,232	188	330	70	310	102	306	cartons (25#)
Turnip Roots	50	0	86	10	232	0	234	118	220	bushels (50#)
Watermelon	20,115	576	923	239	476	174	261	139	428	cwt
Winter Squash	211	50	87	1	248	35	204	100	175	1 1/9 bu crates (50#)
Yellow Squash	4,221	146	1,365	105	282	130	212	50	255	3/4 bu crates (30#)
Zucchini	2,646	17	1,354	15	480	66	287	138	411	1/2 - 5/9 bu. crate (21#)
Total	103,266	4,760	38,825	3,068	--	--	--	--	--	

Table 6: Vegetables, Plastic Culture; Georgia Acreage and Yield, 2008

Crop	Acres				Yield				Container
	Spring Drip	Spring Other	Fall Drip	Fall Other	Spring Drip	Spring Other	Fall Drip	Fall Other	
Banana Peppers	125	0	103	0	928	0	909	0	1 1/9 bu. crates (15#)
Bell Peppers	3,310	0	2,421	0	1,638	0	992	0	1 1/9 bu. crates (28#)
Broccoli	75	0	76	0	520	0	464	0	cartons (23#)
Cabbage	125	0	165	329	665	0	602	650	crates (50#)
Cantaloupe	1,747	1,633	1	206	5,614	5,256	2,800	3,000	each (5# avg.)
Collards	0	0	2	0	0	0	275	0	cartons (25#)
Cucumbers	1,848	350	1,644	1,416	767	394	635	349	1 1/9 bu. cartons (55#)
Eggplant	442	0	595	0	1,589	0	1,329	0	1 1/9 bu. cartons (33#)
Hot Peppers	422	0	423	0	781	0	729	0	1/2 - 5/9 bu. crates (15#)
Lettuce	0	0	1	0	0	0	300	0	carton (50#)
Pumpkin	0	0	46	0	0	0	34,674	0	pounds
Sweet Potatoes	0	0	2	0	0	0	260	0	bu. cartons (40#)
Tomato	1,671	1	1,622	0	1,263	800	1,259	0	cartons (25#)
Watermelon	2,417	10,760	226	0	606	521	245	0	cwt
Winter Squash	134	0	38	0	525	0	272	0	1 1/9 bu crates (50#)
Yellow Squash	1,406	12	655	0	619	400	397	0	3/4 bu crates (30#)
Zucchini	1,288	0	678	0	627	0	441	0	1/2 - 5/9 bu. crate (21#)
Total	15,010	12,756	8,697	1,951	--	--	--	--	

Table 7: Vegetables Grown for Processing; Georgia Acreage and Yield, 2008

Crop	Acres				Yield				Unit of measure for yield
	Spring Irrigated	Spring N. Irrig.	Fall Irrig.	Fall N. Irrig.	Spring Irrig.	Spring N. Irrig.	Fall Irrig.	Fall N. Irrig.	
Cabbage	625	0	561	0	15	0	15	0	tons
Carrots	120	0	0	0	14	0	0	0	tons
Collards	220	8	478	0	15	8	12	0	tons
Cucumbers	150	0	65	0	6	0	9	0	tons
English Peas	691	0	0	0	1	0	0	0	tons
Irish Potatoes	682	0	0	0	6	0	0	0	tons
Kale	25	0	40	0	12	0	11	0	tons
Mustard	200	0	200	0	12	0	12	0	tons
Snap Beans	2,916	0	287	0	4	0	3	0	tons
Southern Peas	1,100	0	750	0	1,541	0	1,700	0	pounds
Spinach	660	0	0	0	10	0	0	0	tons
Turnip Greens	395	0	424	0	11	0	12	0	tons
Turnip Roots	0	0	55	0	0	0	13	0	tons
Yellow Squash	175	0	12	0	25,000	0	15,000	0	pounds
Total	7,959	8	2,871	0	--	--	--	--	

Table 8: Vegetables Grown for U-Pick; Georgia Acreage and Yield, 2008

Crop	Acres	Yield	Units
Pumpkin	21	17,667	pounds
Sweet Corn	101	194	cartons
Misc.	60	--	--
Total	182	--	--

Table 9: Vegetables Grown in Greenhouses, 2008

Produced for sale	58,600	Sq. Ft.
For vegetable transplants	1,897,701	Sq. Ft.
Total	1,956,301	Sq. Ft.

Table 10: Vegetables Grown Organically, 2008

Total acres	1,556
-------------	-------

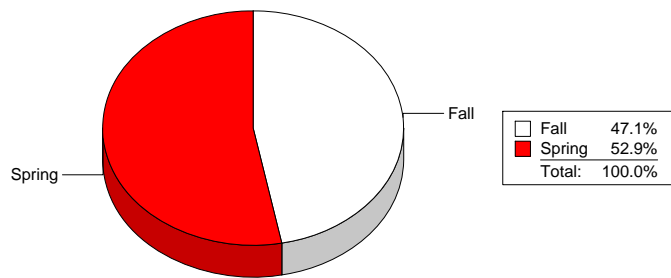
Section 1

Vegetable Acreage by Commodity and County

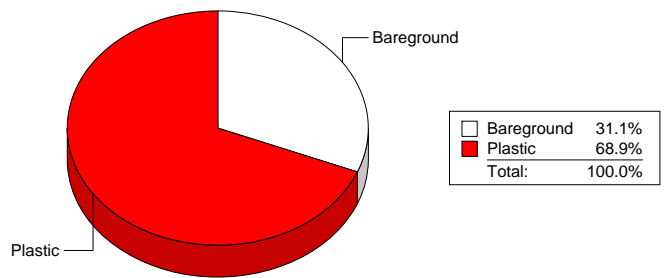
Banana Peppers Acres, 2008

	Fall Harvest, Bareground, Dryland	Fall Harvest, Bareground, Irrigated	Fall Harvest, Plastic, Drip	Spring Harvest, Bareground, Dryland	Spring Harvest, Bareground, Irrigated	Spring Harvest, Plastic, Drip	Total
Camden	-	-	-	-	-	-	0
Chattooga	1	-	-	1	-	-	2
Colquitt	-	-	75	-	-	75	150
Crawford	-	-	1	-	-	2	3
Echols	-	-	-	-	-	10	10
Fayette	-	3	-	-	-	-	3
Hancock	30	15	-	25	20	-	90
Harris	-	-	-	-	1	-	1
Jasper	-	1	-	-	1	-	2
Lowndes	-	-	20	-	-	33	53
Newton	-	-	-	-	2	-	2
Rabun	-	-	4	-	-	-	4
Tift	-	-	3	-	-	3	6
Union	3	-	-	-	-	-	3
Ware	-	-	-	-	-	2	2
Total	34	19	103	26	24	125	331

Acres by Harvest Season



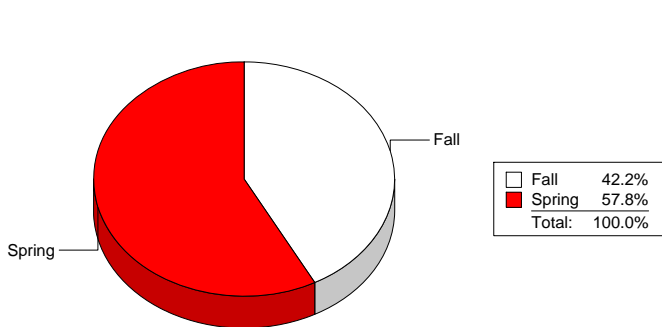
Acres by Cultural Practice



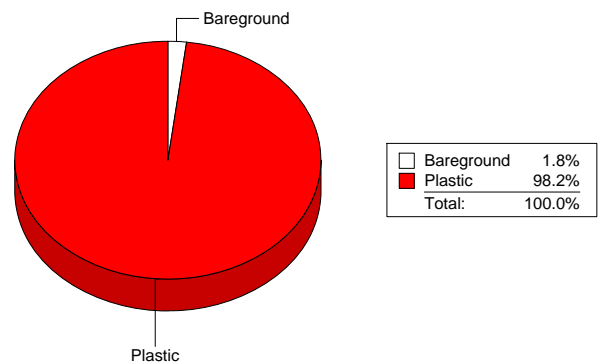
Bell Peppers

	Fall Harvest, Bareground, Dryland	Fall Harvest, Bareground, Irrigated	Fall Harvest, Plastic, Drip	Spring Harvest, Bareground, Dryland	Spring Harvest, Bareground, Irrigated	Spring Harvest, Plastic, Drip	Total
Appling	-	-	-	-	5	-	5
Atkinson	-	-	-	-	-	14	14
Bacon	-	-	-	15	5	-	20
Brooks	-	-	200	-	-	508	708
Bulloch	-	2	-	-	-	-	2
Catoosa	-	-	-	2	2	-	4
Clinch	-	-	10	-	-	10	20
Coffee	-	-	-	-	5	-	5
Colquitt	-	-	1,000	-	-	1,000	2,000
Cook	-	-	45	-	-	60	105
Crawford	-	-	-	-	1	1	2
Crisp	-	-	-	-	-	7	7
Decatur	-	-	-	-	9	-	9
Echols	-	30	200	-	-	483	713
Fayette	-	-	-	-	-	2	2
Gordon	-	-	-	-	-	-	0
Grady	-	-	30	-	-	26	56
Habersham	5	-	-	-	-	-	5
Hall	1	-	1	-	-	-	2
Harris	-	-	-	-	2	1	3
Jasper	-	1	-	-	1	-	2
Lowndes	-	-	500	-	-	600	1,100
Mitchell	-	-	-	-	1	-	1
Montgomery	-	-	-	-	10	-	10
Rabun	-	-	15	-	-	-	15
Schley	-	-	-	1	-	-	1
Seminole	-	-	-	-	-	1	1
Sumter	-	-	100	-	-	150	250
Tattnall	-	-	-	-	2	-	2
Thomas	-	-	-	-	-	7	7
Tift	-	-	250	-	-	350	600
Union	3	-	-	-	-	-	3
Ware	-	-	60	-	-	70	130
Wayne	-	-	-	-	2	-	2
White	-	-	-	1	-	-	1
Worth	-	-	10	-	-	20	30
Total	9	33	2,421	19	44	3,310	5,836

Acres by Harvest Season

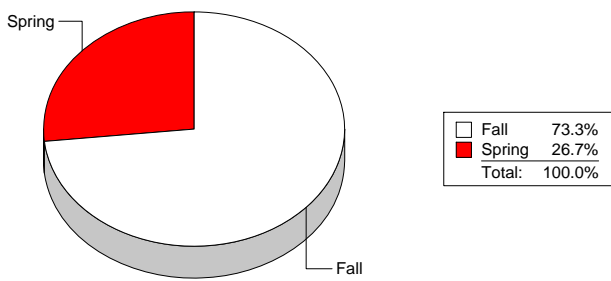


Acres by Cultural Practice

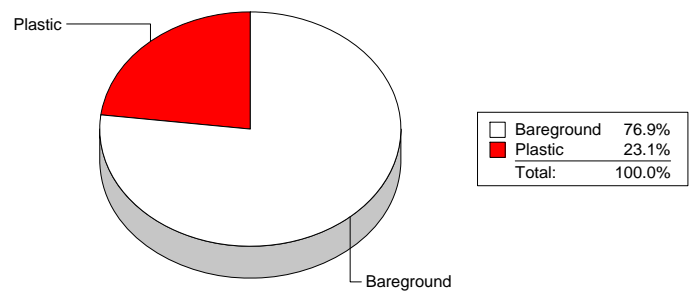


Broccoli						Acres, 2008
	Fall Harvest, Bareground, Irrigated	Fall Harvest, Plastic, Drip	Spring Harvest, Bareground, Dryland	Spring Harvest, Bareground, Irrigated	Spring Harvest, Plastic, Drip	Total
Appling	-	-	-	5	-	5
Colquitt	4	-	-	-	-	4
Hancock	-	-	20	20	-	40
Pickens	-	-	1	-	-	1
Pike	-	1	-	-	-	1
Pulaski	-	-	-	2	-	2
Tift	390	50	-	50	75	565
Toombs	10	-	-	-	-	10
Wayne	-	-	-	2	-	2
Worth	-	25	-	-	-	25
Total	404	76	21	79	75	655

Acres by Harvest Season

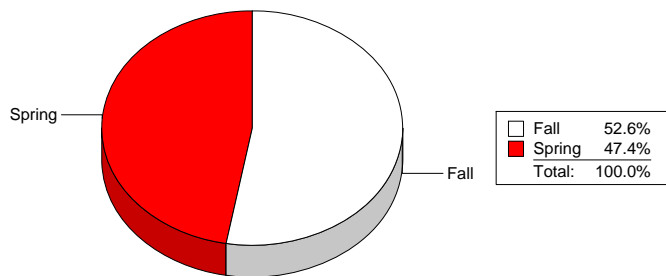


Acres by Cultural Practice

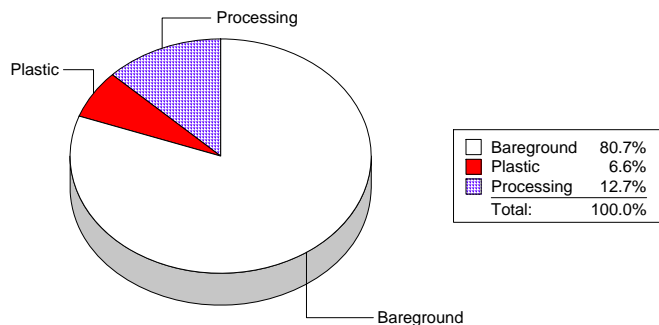


	Cabbage									Acres, 2008
	Fall Harvest, Bareground, Dryland	Fall Harvest, Bareground, Irrigated	Fall Harvest, Plastic, Drip	Fall Harvest, Plastic, Other	Fall Harvest, Processing, Irrigated	Spring Harvest, Bareground, Dryland	Spring Harvest, Bareground, Irrigated	Spring Harvest, Plastic, Drip	Spring Harvest, Processing, Irrigated	Total
Appling	-	-	-	-	-	-	5	-	-	5
Bacon	20	-	-	-	-	20	-	-	-	40
Ben Hill	-	1	-	-	-	-	-	-	-	1
Brooks	-	-	-	329	-	-	-	-	-	329
Bulloch	-	2	-	-	-	-	-	-	-	2
Candler	-	-	-	-	-	-	3	-	-	3
Catoosa	-	4	-	-	-	-	-	-	-	4
Chattooga	-	-	-	-	-	3	-	-	-	3
Colquitt	-	2,500	50	-	500	-	2,500	50	500	6,100
Cook	-	510	-	-	-	-	623	-	-	1,133
Crawford	-	2	-	-	-	-	1	-	-	3
Echols	-	-	-	-	-	-	-	15	-	15
Gilmer	20	-	-	-	-	-	-	-	-	20
Grady	-	-	-	-	-	-	25	-	-	25
Hancock	20	-	-	-	-	20	-	-	-	40
Harris	-	-	-	-	-	-	3	-	-	3
Lowndes	-	25	-	-	-	-	25	-	-	50
Marion	-	-	-	-	-	1	-	-	-	1
Mitchell	-	-	-	-	61	-	-	-	125	186
Montgomery	-	-	-	-	-	-	15	-	-	15
Murray	-	15	-	-	-	-	-	-	-	15
Newton	-	-	-	-	-	-	2	-	-	2
Pickens	-	-	-	-	-	1	-	-	-	1
Pulaski	-	12	-	-	-	-	14	-	-	26
Rabun	-	122	-	-	-	-	-	-	-	122
Sumter	-	18	-	-	-	-	-	-	-	18
Tattnall	-	130	-	-	-	-	-	-	-	130
Thomas	-	-	-	-	-	-	130	-	-	130
Tift	-	140	60	-	-	-	190	60	-	450
Toombs	-	224	-	-	-	-	-	-	-	224
Turner	-	-	-	-	-	-	4	-	-	4
Union	15	-	-	-	-	5	-	-	-	20
Ware	-	-	55	-	-	-	-	-	-	55
Washington	-	3	-	-	-	-	3	-	-	6
Wayne	-	4	-	-	-	-	4	-	-	8
Worth	-	79	-	-	-	80	-	-	-	159
Total	75	3,791	165	329	561	130	3,547	125	625	9,348

Acres by Harvest Season

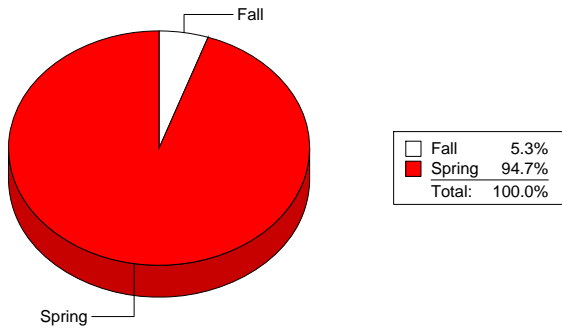


Acres by Cultural Practice

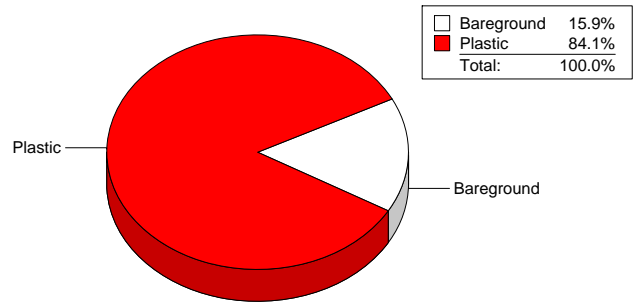


	Cantaloupe								Acres, 2008	
	Fall Harvest, Bareground, Dryland	Fall Harvest, Bareground, Irrigated	Fall Harvest, Plastic, Drip	Fall Harvest, Plastic, Other	Spring Harvest, Bareground, Dryland	Spring Harvest, Bareground, Irrigated	Spring Harvest, Plastic, Drip	Spring Harvest, Plastic, Other	Total	
Appling	-	-	-	-	-	5	-	-	5	
Bacon	-	-	-	-	10	-	-	-	10	
Ben Hill	-	-	-	-	-	10	-	-	10	
Bulloch	-	-	-	206	-	-	-	-	206	
Candler	-	-	-	-	-	50	-	-	50	
Chattooga	-	-	-	-	6	-	-	-	6	
Coffee	-	-	-	-	-	15	-	-	15	
Colquitt	-	-	-	-	-	-	1,000	-	1,000	
Cook	-	-	-	-	-	24	24	-	48	
Crawford	-	-	-	-	-	1	-	-	1	
Crisp	-	-	-	-	-	-	90	-	90	
Decatur	-	-	-	-	-	3	-	-	3	
Dodge	-	-	-	-	-	-	-	125	125	
Dooly	-	-	-	-	-	-	-	143	143	
Echols	-	-	-	-	-	-	10	-	10	
Effingham	-	-	-	-	-	-	5	-	5	
Elbert	-	-	1	-	-	-	-	-	1	
Fannin	-	-	-	-	2	-	-	-	2	
Fayette	-	-	-	-	-	-	3	-	3	
Floyd	-	-	-	-	-	-	2	-	2	
Gordon	-	1	-	-	-	-	-	-	1	
Hall	-	-	-	-	4	-	5	-	9	
Harris	7	-	-	-	-	-	-	-	7	
Hart	2	-	-	-	-	-	-	-	2	
Irwin	-	-	-	-	-	3	-	-	3	
Jefferson	-	-	-	-	-	1	-	-	1	
Johnson	-	-	-	-	2	-	-	-	2	
Lamar	-	-	-	-	5	-	-	-	5	
Long	-	-	-	-	-	2	-	-	2	
Lumpkin	1	-	-	-	-	-	-	-	1	
Madison	4	-	-	-	4	-	-	-	8	
Mitchell	-	-	-	-	-	-	74	-	74	
Paulding	-	-	-	-	5	-	-	-	5	
Pike	-	-	-	-	4	-	-	-	4	
Pulaski	-	-	-	-	-	70	-	190	260	
Rabun	-	3	-	-	-	-	-	-	3	
Richmond	-	-	-	-	-	2	-	-	2	
Rockdale	-	-	-	-	-	1	-	-	1	
Schley	-	-	-	-	10	-	-	-	10	
Seminole	-	-	-	-	-	-	11	-	11	
Tattnall	-	-	-	-	-	15	-	-	15	
Taylor	-	-	-	-	18	-	-	-	18	
Telfair	-	-	-	-	-	-	22	-	22	
Tift	-	-	-	-	-	125	350	975	1,450	
Toombs	-	-	-	-	-	3	-	-	3	
Turner	-	-	-	-	-	99	-	-	99	
Walker	2	-	-	-	-	-	-	-	2	
Ware	-	-	-	-	-	-	1	-	1	
Warren	-	-	-	-	24	-	-	-	24	
Wayne	-	-	-	-	10	35	-	-	45	
Wheeler	-	-	-	-	2	5	-	-	7	
Wilcox	-	-	-	-	-	-	150	200	350	
Worth	-	-	-	-	-	83	-	-	83	
Total	16	4	1	206	106	551	1,747	1,633	4,264	

Acres by Harvest Season



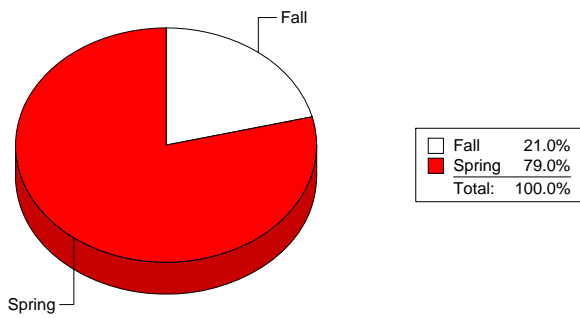
Acres by Cultural Practice



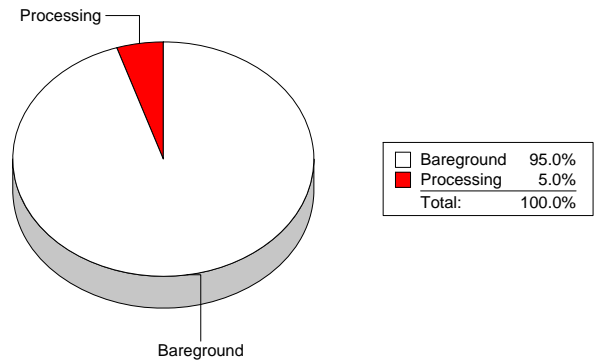
Carrots					
	Fall Harvest, Bareground, Irrigated	Spring Harvest, Bareground, Dryland	Spring Harvest, Bareground, Irrigated	Spring Harvest, Processing, Irrigated	Total
Bulloch	-	-	490	-	490
Decatur	-	-	428	-	428
Echols	500	-	500	-	1,000
Effingham	-	-	-	50	50
Evans	-	-	200	-	200
Screven	-	145	-	-	145
Seminole	-	-	-	70	70
Total	500	145	1,618	120	2,383

Acres, 2008

Acres by Harvest Season



Acres by Cultural Practice

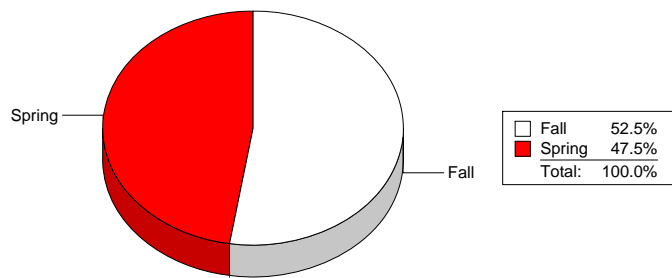


Collards Acres, 2008

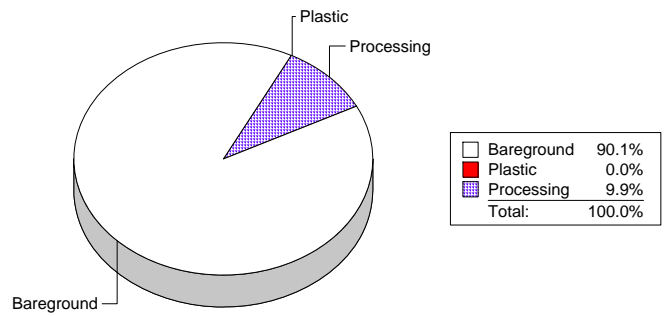
	Fall Harvest, Bareground, Dryland	Fall Harvest, Bareground, Irrigated	Fall Harvest, Plastic, Drip	Fall Harvest, Processing, Irrigated	Spring Harvest, Bareground, Dryland	Spring Harvest, Bareground, Irrigated	Spring Harvest, Processing, Dryland	Spring Harvest, Processing, Irrigated	Total
Appling	-	-	-	-	-	5	-	-	5
Atkinson	-	2	-	-	-	-	-	-	2
Bacon	15	15	-	-	25	-	-	-	55
Baldwin	3	-	-	-	-	-	-	-	3
Barrow	1	-	-	-	-	-	-	-	1
Ben Hill	-	5	-	-	-	5	-	-	10
Brooks	-	-	-	-	-	125	-	-	125
Bulloch	-	-	-	-	26	-	-	-	26
Burke	25	-	-	-	25	-	-	-	50
Candler	-	-	-	-	-	2	-	-	2
Catoosa	2	-	-	-	-	-	-	-	2
Chattooga	-	-	-	-	1	-	-	-	1
Coffee	-	-	-	-	-	20	-	-	20
Colquitt	-	1,000	-	200	-	1,000	-	200	2,400
Cook	-	-	-	-	-	26	-	-	26
Coweta	2	-	-	-	2	-	-	-	4
Crawford	-	3	-	-	-	1	-	-	4
Crisp	-	20	-	-	-	20	-	-	40
Dodge	-	15	-	-	-	-	-	-	15
Echols	-	25	-	-	-	30	-	-	55
Emanuel	4	-	-	-	-	-	-	-	4
Fannin	10	-	-	-	30	-	-	-	40
Fayette	-	5	2	-	-	-	-	-	7
Gilmer	-	-	-	-	10	-	-	-	10
Grady	-	300	-	-	-	100	-	-	400
Greene	5	-	-	-	-	-	-	-	5
Hall	-	3	-	-	2	-	-	-	5
Hancock	100	-	-	-	100	-	-	-	200
Harris	-	-	-	-	-	3	-	-	3
Hart	2	-	-	-	-	-	-	-	2
Houston	-	-	-	-	-	-	-	-	0
Irwin	-	25	-	-	-	40	-	-	65
Jenkins	15	-	-	-	15	-	-	-	30
Lamar	20	-	-	-	10	-	-	-	30
Long	9	7	-	-	-	2	-	-	18
Lowndes	-	30	-	-	-	35	-	-	65
Macon	-	-	-	278	-	-	-	20	298
Madison	-	40	-	-	40	-	-	-	80
Marion	3	-	-	-	-	-	-	-	3
Mitchell	-	220	-	-	-	195	-	-	415
Newton	-	2	-	-	-	-	-	-	2
Paulding	-	-	-	-	20	-	-	-	20
Peach	2	-	-	-	3	-	-	-	5
Pike	7	-	-	-	7	-	-	-	14
Pulaski	-	14	-	-	-	16	-	-	30
Richmond	-	2	-	-	-	2	-	-	4
Schley	2	-	-	-	-	-	-	-	2
Sumter	40	-	-	-	-	-	-	-	40
Talbot	5	-	-	-	5	-	-	-	10
Tattnall	-	10	-	-	-	-	-	-	10
Taylor	25	-	-	-	15	-	-	-	40
Telfair	-	72	-	-	-	-	-	-	72
Thomas	-	-	-	-	-	18	-	-	18
Tift	-	850	-	-	-	850	-	-	1,700
Toombs	-	250	-	-	-	300	-	-	550
Turner	-	8	-	-	-	-	-	-	8
Union	20	-	-	-	8	-	-	-	28
Warren	7	-	-	-	-	-	-	-	7
Washington	2	2	-	-	2	2	-	-	8
Wayne	2	10	-	-	-	4	-	-	16

Collards								Acres, 2008	
	Fall Harvest, Bareground, Dryland	Fall Harvest, Bareground, Irrigated	Fall Harvest, Plastic, Drip	Fall Harvest, Processing, Irrigated	Spring Harvest, Bareground, Dryland	Spring Harvest, Bareground, Irrigated	Spring Harvest, Processing, Dryland	Spring Harvest, Processing, Irrigated	Total
Wheeler	-	-	-	-	-	-	8	-	8
White	15	-	-	-	15	-	-	-	30
Wilcox	-	3	-	-	-	6	-	-	9
Total	343	2,938	2	478	361	2,807	8	220	7,157

Acres by Harvest Season



Acres by Cultural Practice

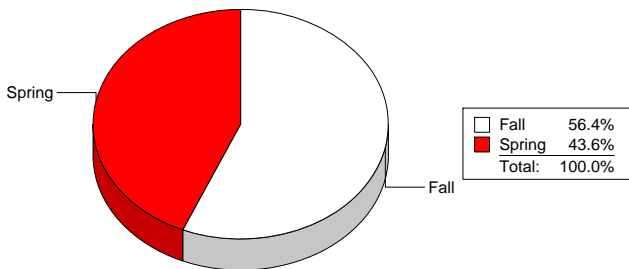


Cucumbers

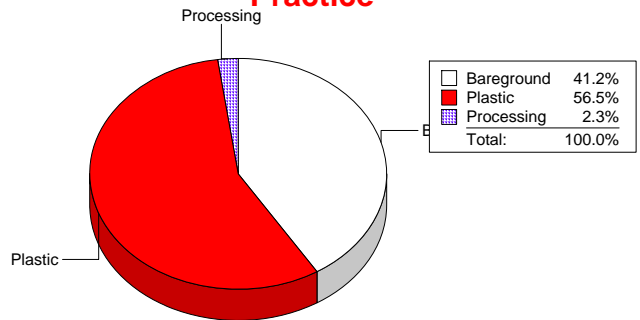
Acres, 2008

	Fall Harvest, Bareground, Dryland	Fall Harvest, Bareground, Irrigated	Fall Harvest, Plastic, Drip	Fall Harvest, Plastic, Other	Fall Harvest, Processing, Irrigated	Spring Harvest, Bareground, Dryland	Spring Harvest, Bareground, Irrigated	Spring Harvest, Plastic, Drip	Spring Harvest, Plastic, Other	Spring Harvest, Processing, Irrigated	Total
Bacon	20	25	-	-	-	-	-	-	-	-	45
Barrow	-	1	-	-	-	-	-	-	-	-	1
Berrien	-	-	-	-	-	-	-	-	-	85	85
Brooks	-	-	-	1,400	-	-	-	-	-	-	1,400
Candler	-	-	-	-	-	5	-	-	-	-	5
Catoosa	-	-	-	-	-	2	3	-	-	-	5
Chattooga	-	-	-	-	-	4	-	-	-	-	4
Colquitt	-	800	250	-	-	-	800	250	-	-	2,100
Cook	-	173	139	-	-	-	260	150	-	-	722
Crawford	-	-	-	-	-	-	2	-	-	-	2
Crisp	-	-	-	-	-	-	-	-	50	-	50
Decatur	-	-	-	-	-	-	15	-	-	-	15
Dodge	-	300	-	-	-	-	-	-	300	-	600
Echols	-	300	425	-	-	-	300	395	-	-	1,420
Elbert	-	-	2	-	-	-	-	-	-	-	2
Gordon	-	-	-	-	-	-	-	-	-	-	0
Hall	3	-	-	-	-	3	-	-	-	-	6
Hancock	15	30	-	-	-	26	50	-	-	-	121
Harris	-	-	-	-	-	-	3	-	-	-	3
Jasper	-	-	-	-	-	-	1	-	-	-	1
Jefferson	-	-	-	-	-	-	1	-	-	-	1
Lamar	-	-	-	-	-	5	-	-	-	-	5
Lowndes	-	-	250	-	-	-	-	300	-	-	550
Mitchell	-	-	-	16	-	-	-	-	-	-	16
Pulaski	-	-	-	-	-	-	3	-	-	-	3
Rabun	-	-	1	-	-	-	-	-	-	-	1
Seminole	-	-	-	-	-	-	-	-	-	-	0
Sumter	-	272	-	-	-	-	100	-	-	-	372
Tattnall	-	60	-	-	-	-	125	-	-	-	185
Taylor	-	-	-	-	-	-	-	1	-	-	1
Tift	-	-	525	-	-	-	-	550	-	-	1,075
Toombs	-	-	-	-	65	-	-	-	-	65	130
Union	3	-	-	-	-	-	-	-	-	-	3
Ware	-	-	52	-	-	-	-	52	-	-	104
Wayne	-	-	-	-	-	-	2	-	-	-	2
Worth	-	125	-	-	-	-	-	150	-	-	275
Total	41	2,086	1,644	1,416	65	45	1,665	1,848	350	150	9,310

Acres by Harvest Season



Acres by Cultural Practice

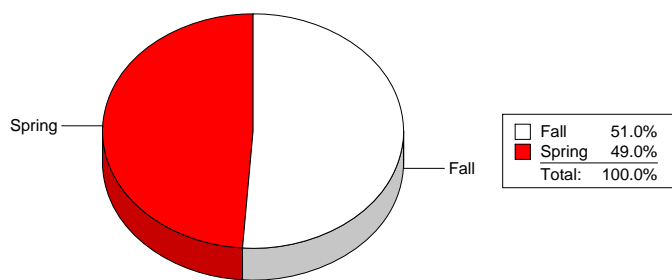


Eggplant

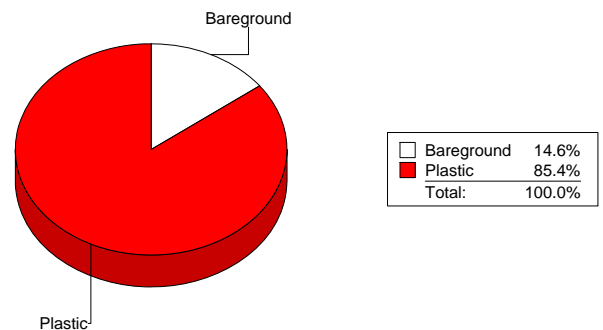
Acres, 2008

	Fall Harvest, Bareground, Irrigated	Fall Harvest, Plastic, Drip	Spring Harvest, Bareground, Dryland	Spring Harvest, Bareground, Irrigated	Spring Harvest, Plastic, Drip	Total
Brooks	-	-	-	100	-	100
Candler	-	-	-	1	-	1
Catoosa	-	-	-	1	-	1
Chattooga	-	-	1	-	-	1
Clinch	-	-	-	-	13	13
Colquitt	25	200	-	25	200	450
Cook	-	33	-	-	38	71
Crawford	-	-	-	1	-	1
Decatur	-	-	-	5	-	5
Echols	-	156	-	-	73	229
Grady	-	37	-	-	32	69
Hancock	-	-	10	-	-	10
Harris	-	-	-	2	-	2
Jasper	-	-	-	1	-	1
Lowndes	-	70	-	-	30	100
Montgomery	-	-	-	5	-	5
Newton	-	-	-	2	-	2
Rabun	-	6	-	-	-	6
Taylor	-	-	-	-	1	1
Tift	-	55	-	-	55	110
Ware	-	38	-	-	-	38
Total	25	595	11	142	442	1,215

Acres by Harvest Season



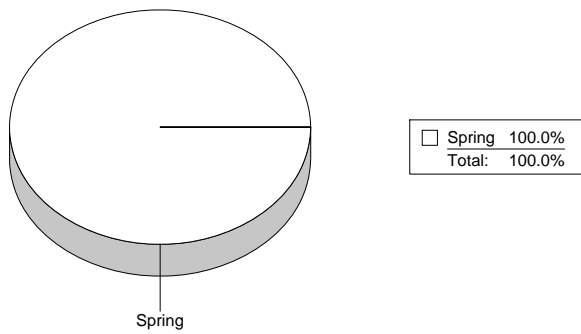
Acres by Cultural Practice



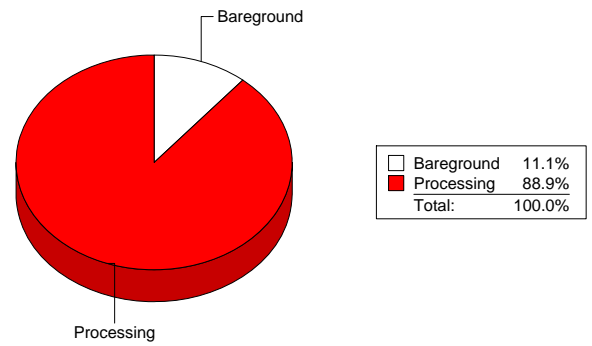
English Peas				
	Spring Harvest, Bareground, Dryland	Spring Harvest, Bareground, Irrigated	Spring Harvest, Processing, Irrigated	Total
Cook	-	8	-	8
Decatur	-	-	32	32
Grady	-	11	-	11
Hancock	25	-	-	25
Marion	3	-	-	3
Mitchell	-	38	-	38
Seminole	-	-	659	659
Wheeler	-	1	-	1
Total	28	58	691	777

Acres, 2008

Acres by Harvest Season



Acres by Cultural Practice

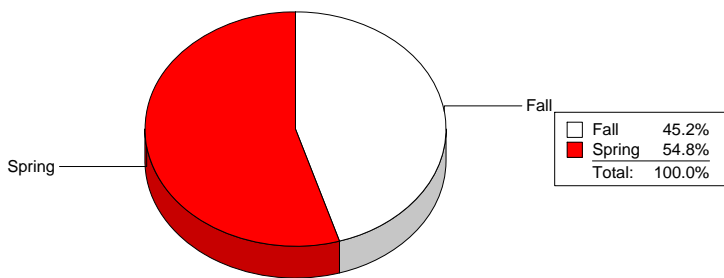


Green Onions

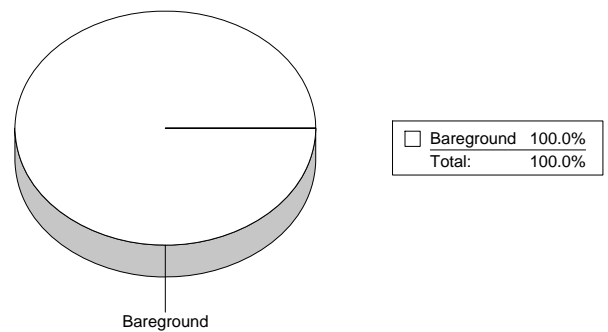
Acres, 2008

	Fall Harvest, Bareground, Dryland	Fall Harvest, Bareground, Irrigated	Spring Harvest, Bareground, Irrigated	Total
Hancock	18	-	-	18
Harris	-	2	-	2
Pulaski	-	-	2	2
Rockdale	-	-	-	0
Tattnall	-	-	20	20
Wilcox	-	-	2	2
Total	18	2	24	44

Acres by Harvest Season



Acres by Cultural Practice

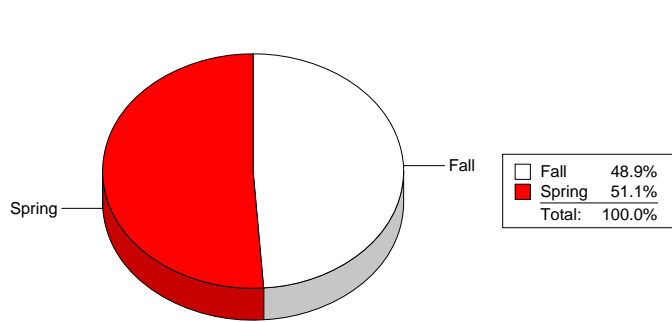


Hot Peppers

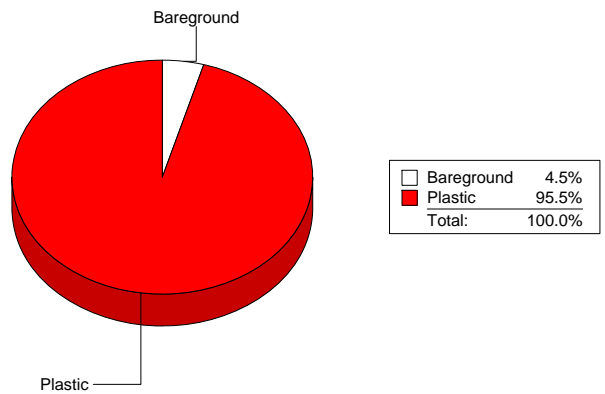
Acres, 2008

	Fall Harvest, Bareground, Dryland	Fall Harvest, Bareground, Irrigated	Fall Harvest, Plastic, Drip	Spring Harvest, Bareground, Dryland	Spring Harvest, Bareground, Irrigated	Spring Harvest, Plastic, Drip	Total
Appling	-	-	-	-	5	-	5
Brooks	-	-	-	-	-	26	26
Colquitt	-	-	200	-	-	200	400
Cook	-	-	-	-	-	7	7
Crawford	-	-	-	-	1	3	4
Echols	-	-	55	-	-	10	65
Grady	-	-	47	-	-	46	93
Hall	1	1	-	-	1	-	3
Hancock	-	-	-	15	-	-	15
Jasper	-	1	-	-	1	-	2
Jefferson	-	-	-	-	-	-	0
Lowndes	-	-	30	-	-	15	45
Macon	-	-	12	-	-	12	24
Newton	-	-	-	-	1	-	1
Rabun	-	-	4	-	-	-	4
Sumter	-	-	-	-	4	-	4
Tattnall	-	2	-	-	2	-	4
Thomas	-	-	5	-	-	8	13
Tift	-	-	70	-	-	70	140
Union	5	-	-	-	-	-	5
Ware	-	-	-	-	-	25	25
Total	6	4	423	15	15	422	885

Acres by Harvest Season



Acres by Cultural Practice

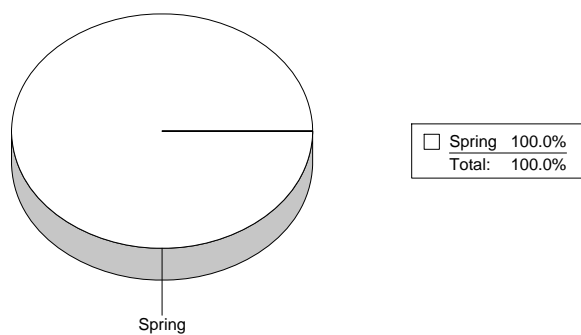


Irish Potatoes

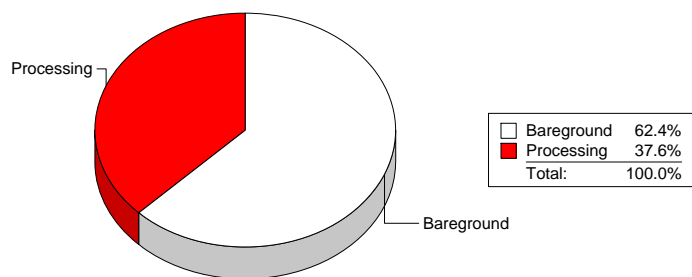
Acres, 2008

	Spring Harvest, Bareground, Dryland	Spring Harvest, Bareground, Irrigated	Spring Harvest, Processing, Irrigated	Total
Appling	-	3	-	3
Chattooga	2	-	-	2
Coffee	-	1	-	1
Crawford	-	2	-	2
Decatur	-	2	-	2
Dooly	-	-	300	300
Fannin	5	-	-	5
Hancock	60	-	-	60
Harris	-	3	-	3
Newton	-	1	-	1
Oconee	-	1	-	1
Paulding	8	-	-	8
Pickens	5	-	-	5
Pulaski	-	1,010	-	1,010
Rabun	-	15	-	15
Rockdale	-	1	-	1
Seminole	-	-	382	382
Tattnall	-	5	-	5
Union	5	-	-	5
Wayne	-	4	-	4
Total	85	1,047	682	1,814

Acres by Harvest Season



Acres by Cultural Practice

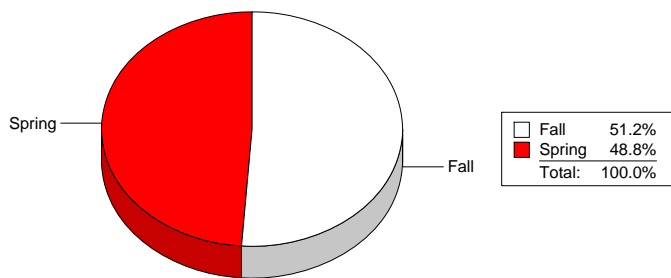


Kale

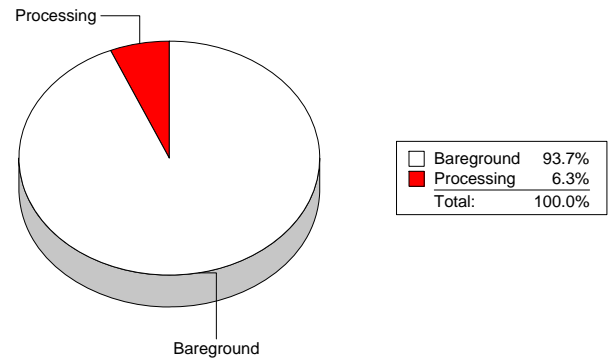
Acres, 2008

	Fall Harvest, Bareground, Dryland	Fall Harvest, Bareground, Irrigated	Fall Harvest, Processing, Irrigated	Spring Harvest, Bareground, Dryland	Spring Harvest, Bareground, Irrigated	Spring Harvest, Processing, Irrigated	Total
Brooks	-	-	-	-	75	-	75
Colquitt	-	150	25	-	150	25	350
Grady	-	70	-	-	30	-	100
Hancock	10	-	-	-	-	-	10
Macon	-	-	15	-	-	-	15
Newton	-	1	-	-	-	-	1
Thomas	-	-	-	-	17	-	17
Tift	-	200	-	-	200	-	400
Toombs	-	50	-	-	-	-	50
White	5	-	-	5	-	-	10
Total	15	471	40	5	472	25	1,028

Acres by Harvest Season



Acres by Cultural Practice

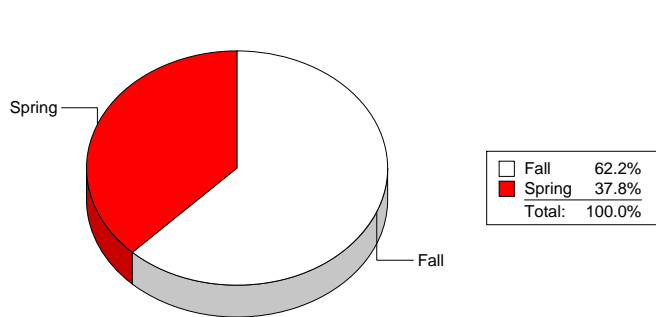


Lettuce

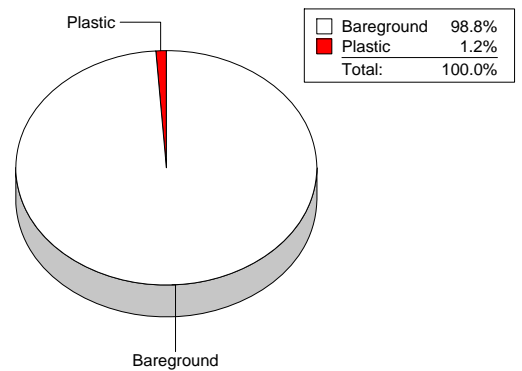
Acres, 2008

	Fall Harvest, Bareground, Dryland	Fall Harvest, Bareground, Irrigated	Fall Harvest, Plastic, Drip	Spring Harvest, Bareground, Dryland	Spring Harvest, Bareground, Irrigated	Total
Baker	-	12	-	-	-	12
Chattooga	-	-	-	2	-	2
Coweta	1	-	-	-	-	1
Elbert	-	-	1	-	-	1
Hancock	30	-	-	20	-	50
Hart	-	1	-	-	1	2
Jasper	-	5	-	-	5	10
Newton	-	-	-	-	1	1
Pickens	-	-	-	1	-	1
Pulaski	-	1	-	-	1	2
Total	31	19	1	23	8	82

Acres by Harvest Season



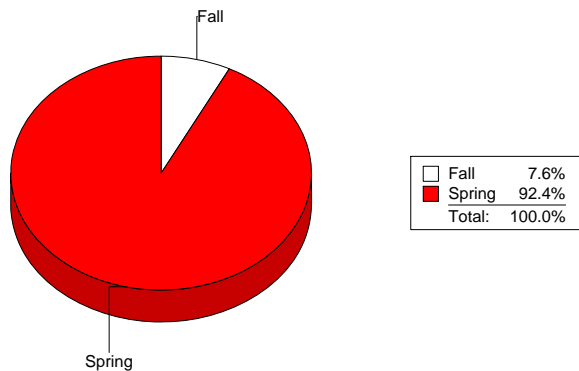
Acres by Cultural Practice



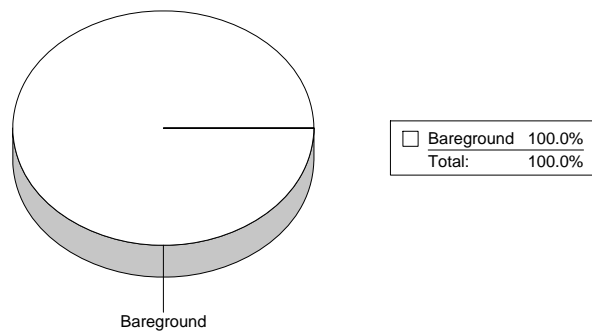
Lima Beans					
	Fall Harvest, Bareground, Dryland	Fall Harvest, Bareground, Irrigated	Spring Harvest, Bareground, Dryland	Spring Harvest, Bareground, Irrigated	Total
Bulloch	-	6	-	-	6
Burke	10	-	10	-	20
Candler	-	-	-	3	3
Coffee	-	-	-	5	5
Crisp	-	27	-	27	54
Decatur	-	-	-	180	180
Gordon	-	-	-	1	1
Grady	-	-	-	650	650
Hall	-	-	2	-	2
Jefferson	-	-	4	-	4
Lamar	-	-	5	-	5
Laurens	5	-	-	-	5
Long	-	-	-	3	3
Lowndes	-	15	-	20	35
Pulaski	-	-	-	20	20
Tattnall	-	-	-	30	30
Thomas	-	18	-	22	40
Tift	-	15	-	20	35
Turner	-	-	-	159	159
Warren	-	-	25	-	25
Washington	5	-	5	-	10
Wayne	-	-	2	30	32
Wheeler	-	-	4	-	4
Wilcox	-	1	-	-	1
Worth	-	-	-	10	10
Total	20	82	57	1,180	1,339

Acres, 2008

Acres by Harvest Season

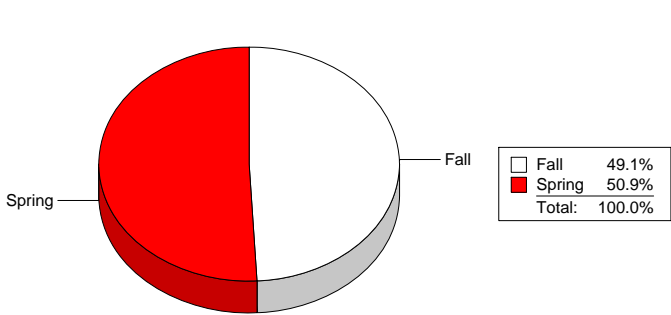


Acres by Cultural Practice

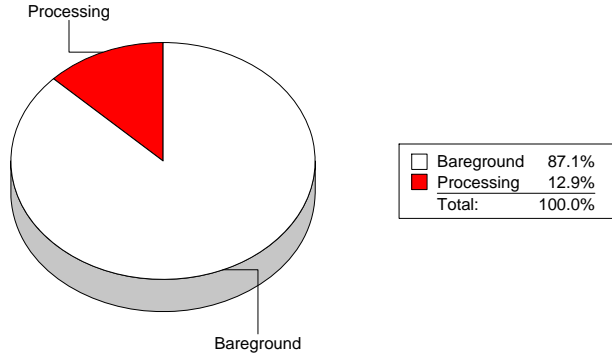


Mustard							Total
Fall Harvest, Bareground, Dryland	Fall Harvest, Bareground, Irrigated	Fall Harvest, Processing, Irrigated	Spring Harvest, Bareground, Dryland	Spring Harvest, Bareground, Irrigated	Spring Harvest, Processing, Irrigated		
Atkinson	-	3	-	-	-	-	3
Bacon	-	-	-	5	10	-	15
Brooks	-	-	-	-	50	-	50
Bulloch	-	-	-	3	-	-	3
Candler	-	-	-	-	5	-	5
Colquitt	-	550	200	-	550	200	1,500
Crawford	-	2	-	-	-	-	2
Grady	-	50	-	-	40	-	90
Irwin	-	-	-	-	28	-	28
Jeff Davis	-	5	-	-	-	-	5
Long	9	3	-	-	-	-	12
Lowndes	-	30	-	-	20	-	50
Mitchell	-	37	-	-	23	-	60
Tattnall	-	10	-	-	-	-	10
Thomas	-	-	-	-	28	-	28
Tift	-	600	-	-	600	-	1,200
Union	1	-	-	-	-	-	1
Wayne	4	12	-	2	4	-	22
Wheeler	-	3	-	-	6	-	9
White	5	-	-	5	-	-	10
Wilcox	1	1	-	-	3	-	5
Total	20	1,306	200	15	1,367	200	3,108

Acres by Harvest Season



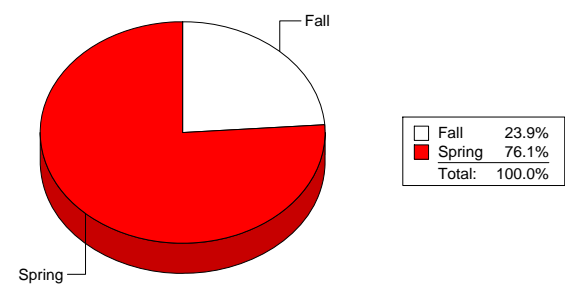
Acres by Cultural Practice



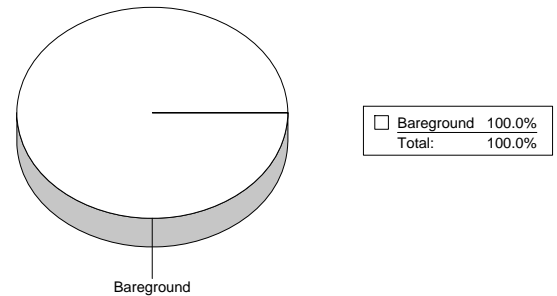
	Okra				Total
	Fall Harvest, Bareground, Dryland	Fall Harvest, Bareground, Irrigated	Spring Harvest, Bareground, Dryland	Spring Harvest, Bareground, Irrigated	
Barrow	1	-	-	-	1
Ben Hill	-	-	-	2	2
Bulloch	-	4	-	-	4
Candler	-	-	-	5	5
Catoosa	-	-	-	1	1
Charlton	-	-	2	-	2
Chattooga	-	-	7	-	7
Coweta	-	-	2	-	2
Crawford	-	-	-	2	2
Decatur	-	8	-	-	8
Dooly	-	-	-	3	3
Dougherty	-	-	-	2	2
Floyd	-	-	-	11	11
Grady	-	-	-	20	20
Habersham	-	5	-	-	5
Hall	5	-	-	-	5
Hancock	25	-	20	-	45
Harris	-	-	-	3	3
Irwin	-	-	-	1	1
Jefferson	-	-	1	-	1
Johnson	-	-	5	-	5
Lamar	-	-	15	-	15
Lowndes	-	-	-	10	10
Macon	-	-	-	4	4
Madison	2	-	2	-	4
Mitchell	-	-	-	2	2
Paulding	-	-	6	-	6
Pickens	-	-	3	-	3
Pike	-	-	15	-	15
Pulaski	-	-	-	14	14
Rabun	-	4	-	-	4
Rockdale	-	-	-	1	1
Schley	-	-	6	-	6
Screven	-	-	2	-	2
Seminole	-	-	-	5	5
Sumter	-	-	5	-	5
Tattall	-	-	-	5	5
Taylor	-	-	1	-	1
Thomas	-	4	-	4	8
Tift	-	-	-	2	2
Turner	-	-	-	3	3
Union	3	-	-	-	3
Walker	8	-	-	-	8
Warren	-	-	4	-	4
Washington	1	-	2	-	3
Wayne	-	4	6	4	14
Wheeler	-	-	3	-	3
White	-	-	3	-	3
Wilcox	-	-	-	20	20
Worth	-	-	-	2	2
Total	45	29	108	125	306

Acres, 2008

Acres by Harvest Season



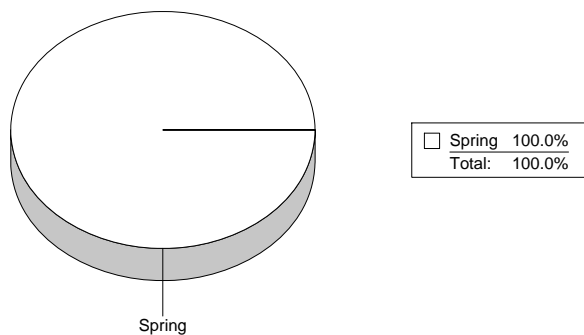
Acres by Cultural Practice



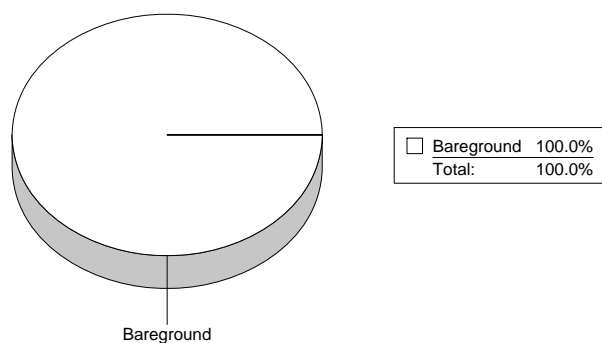
Acres, 2008

Onions			
	Spring Harvest, Bareground, Dryland	Spring Harvest, Bareground, Irrigated	Total
Bulloch	-	786	786
Candler	100	650	750
Coffee	-	1	1
Emanuel	-	63	63
Evans	-	944	944
Irwin	-	3	3
Laurens	-	2	2
Long	-	104	104
Montgomery	-	235	235
Pulaski	-	12	12
Screven	-	35	35
Seminole	-	3	3
Tattnall	-	4,715	4,715
Toombs	-	3,950	3,950
Treutlen	-	60	60
Wayne	-	659	659
Total	100	12,222	12,322

Acres by Harvest Season



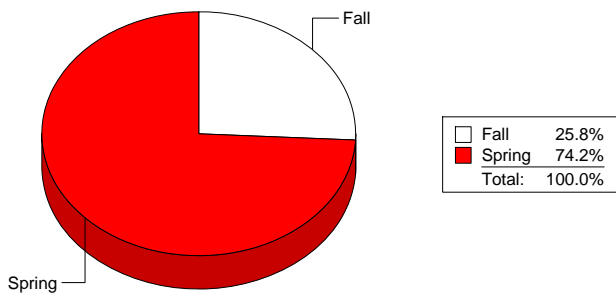
Acres by Cultural Practice



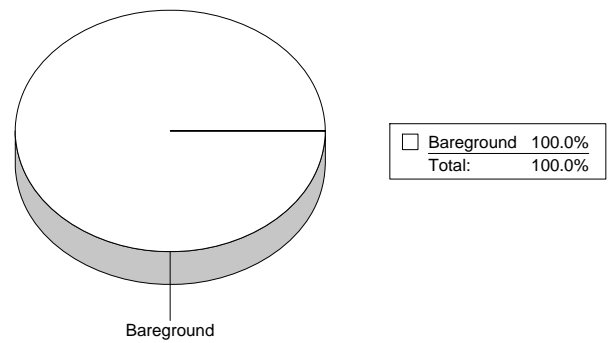
Pole Beans					
	Fall Harvest, Bareground, Dryland	Fall Harvest, Bareground, Irrigated	Spring Harvest, Bareground, Dryland	Spring Harvest, Bareground, Irrigated	Total
Bacon	-	-	-	75	75
Bulloch	-	6	-	7	13
Catoosa	-	-	-	3	3
Chattooga	-	-	1	-	1
Colquitt	-	10	-	10	20
Coweta	4	-	-	-	4
Fannin	-	-	2	-	2
Gordon	-	1	-	-	1
Grady	-	30	-	40	70
Habersham	5	-	-	-	5
Hall	-	-	4	-	4
Hancock	15	-	15	-	30
Pickens	-	-	40	-	40
Richmond	-	-	-	2	2
Rockdale	-	-	-	1	1
Thomas	-	-	-	3	3
Tift	-	-	-	15	15
Union	10	-	-	-	10
Warren	-	-	12	-	12
White	-	-	3	-	3
Total	34	47	77	155	313

Acres, 2008

Acres by Harvest Season



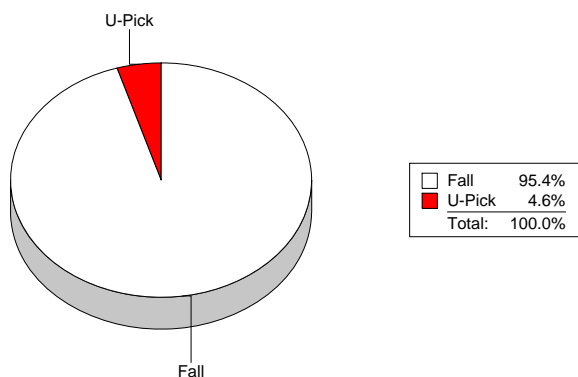
Acres by Cultural Practice



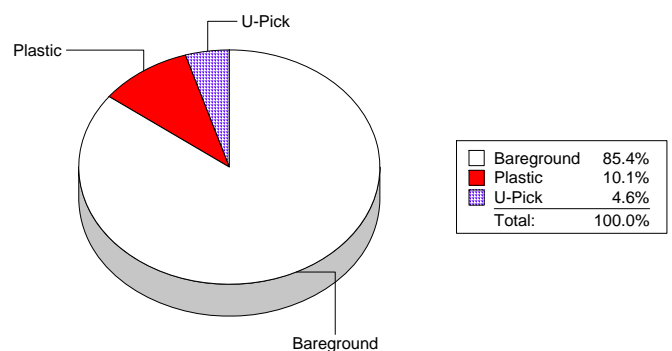
Pumpkin					
	Fall Harvest, Bareground, Dryland	Fall Harvest, Bareground, Irrigated	Fall Harvest, Plastic, Drip	U-Pick	Total
Bacon	60	-	-	-	60
Carroll	1	-	-	-	1
Catoosa	2	-	-	-	2
Chattooga	7	-	-	-	7
Cherokee	-	-	-	2	2
Coweta	2	-	-	2	4
Dade	75	-	25	-	100
Dawson	50	-	-	-	50
Elbert	-	-	2	-	2
Fannin	2	-	-	-	2
Gordon	-	-	3	-	3
Habersham	25	-	-	-	25
Hall	20	6	4	-	30
Hart	3	-	-	-	3
Lamar	8	-	-	-	8
Madison	-	-	-	5	5
Mitchell	-	-	-	2	2
Oconee	-	3	-	-	3
Pickens	2	-	12	-	14
Rabun	-	25	-	-	25
Schley	5	-	-	-	5
Seminole	-	5	-	-	5
Sumter	-	-	-	10	10
Tattnall	-	5	-	-	5
Terrell	5	10	-	-	15
Towns	2	-	-	-	2
Union	20	-	-	-	20
Walker	10	-	-	-	10
Walton	-	3	-	-	3
Warren	12	-	-	-	12
Wheeler	-	2	-	-	2
White	21	-	-	-	21
Total	332	59	46	21	458

Acres, 2008

Acres by Harvest Season



Acres by Cultural Practice

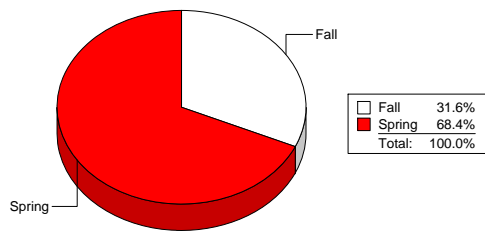


Snap Beans

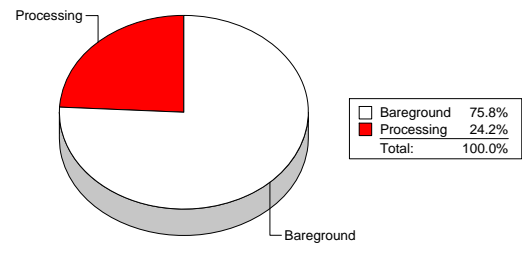
Acres, 2008

	Fall Harvest, Bareground, Dryland	Fall Harvest, Bareground, Irrigated	Fall Harvest, Processing, Irrigated	Spring Harvest, Bareground, Dryland	Spring Harvest, Bareground, Irrigated	Spring Harvest, Processing, Irrigated	Total
Bacon	-	450	-	-	-	-	450
Barrow	1	-	-	-	-	-	1
Ben Hill	-	-	-	-	10	-	10
Berrien	-	98	-	-	-	-	98
Brooks	-	-	-	-	50	-	50
Bulloch	-	4	-	-	3	-	7
Chattooga	-	-	-	3	-	-	3
Colquitt	-	250	-	-	250	-	500
Cook	-	-	-	-	49	-	49
Coweta	5	-	-	5	-	-	10
Crisp	-	-	-	-	50	-	50
Decatur	-	311	-	-	450	-	761
Dodge	-	-	-	-	75	-	75
Dooly	-	-	-	-	89	-	89
Echols	-	300	-	-	400	-	700
Evans	-	-	-	-	18	-	18
Floyd	-	-	-	-	1	-	1
Hall	-	-	-	3	-	-	3
Houston	-	-	50	-	-	100	150
Irwin	-	-	-	-	279	-	279
Lee	-	271	-	-	600	-	871
Long	-	-	-	-	12	-	12
Lumpkin	-	-	-	2	-	-	2
Macon	-	-	237	-	-	237	474
Mitchell	-	-	-	-	-	337	337
Montgomery	-	-	-	-	109	-	109
Paulding	-	-	-	30	-	-	30
Pickens	-	-	-	4	-	-	4
Pike	-	-	-	8	-	-	8
Pulaski	-	-	-	-	7	-	7
Rabun	-	28	-	-	-	-	28
Richmond	-	-	-	-	3	-	3
Schley	-	-	-	45	-	-	45
Seminole	-	-	-	-	-	992	992
Sumter	-	1,400	-	-	1,587	-	2,987
Tattall	-	-	-	-	70	-	70
Thomas	-	7	-	-	12	-	19
Tift	-	100	-	-	200	1,250	1,550
Toombs	-	60	-	-	-	-	60
Turner	-	-	-	-	389	-	389
Union	5	-	-	-	-	-	5
Walker	-	-	-	3	-	-	3
Warren	-	-	-	18	-	-	18
Wayne	4	5	-	12	50	-	71
Webster	-	137	-	-	137	-	273
Wheeler	-	50	-	-	70	-	120
Wilcox	-	300	-	-	900	-	1,200
Worth	-	110	-	-	119	-	229
Total	15	3,881	287	133	5,988	2,916	13,219

Acres by Harvest Season



Acres by Cultural Practice



Southern Peas

Acres, 2008

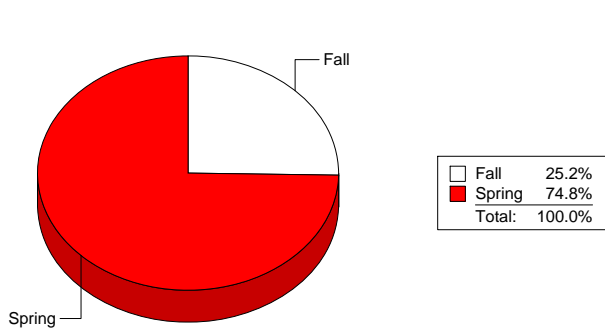
	Fall Harvest, Bareground, Dryland	Fall Harvest, Bareground, Irrigated	Fall Harvest, Processing, Irrigated	Spring Harvest, Bareground, Dryland	Spring Harvest, Bareground, Irrigated	Spring Harvest, Processing, Irrigated	Total
Appling	-	-	-	-	20	-	20
Atkinson	-	5	-	-	-	-	5
Bacon	15	-	-	15	-	-	30
Barrow	2	-	-	-	-	-	2
Ben Hill	-	-	-	-	20	-	20
Bleckley	-	-	-	-	40	-	40
Brooks	-	-	-	-	80	-	80
Bulloch	-	21	-	-	-	-	21
Burke	25	-	-	15	-	-	40
Catoosa	-	2	-	-	-	-	2
Charlton	3	-	-	7	-	-	10
Chattooga	-	-	-	5	-	-	5
Coffee	-	-	-	-	15	-	15
Colquitt	-	-	750	-	-	750	1,500
Cook	-	-	-	-	11	-	11
Crawford	-	-	-	-	11	-	11
Crisp	-	232	-	-	232	-	464
Decatur	-	34	-	-	20	-	54
Dodge	-	-	-	-	50	-	50
Dooly	-	-	-	-	112	-	112
Emanuel	10	-	-	-	-	-	10
Evans	-	-	-	-	20	-	20
Fannin	-	-	-	4	-	-	4
Floyd	-	-	-	-	1	-	1
Gordon	-	4	-	-	-	-	4
Grady	-	-	-	-	60	-	60
Greene	5	-	-	-	-	-	5
Hancock	30	-	-	30	-	-	60
Houston	-	-	-	2	-	-	2
Irwin	-	-	-	-	40	-	40
Jefferson	-	-	-	42	21	-	63
Johnson	-	-	-	10	-	-	10
Lamar	10	-	-	35	-	-	45
Laurens	-	-	-	72	-	-	72
Lee	-	-	-	80	-	-	80
Long	-	-	-	2	12	-	14
Lowndes	-	100	-	-	200	-	300
Madison	-	-	-	2	-	-	2
Marion	-	-	-	259	-	-	259
Mitchell	-	17	-	-	53	-	70
Oconee	-	-	-	11	-	-	11
Paulding	-	-	-	18	-	-	18
Peach	1	-	-	1	-	-	2
Pierce	2	-	-	-	-	-	2
Pike	-	-	-	10	-	-	10
Pulaski	-	-	-	-	120	-	120
Schley	-	-	-	26	-	-	26
Screven	-	-	-	50	-	-	50
Seminole	-	-	-	-	-	350	350
Talbot	-	-	-	22	-	-	22
Tattnall	-	5	-	-	20	-	25
Taylor	-	-	-	12	-	-	12
Telfair	-	-	-	-	58	-	58
Thomas	-	26	-	-	35	-	61
Tift	-	-	-	-	50	-	50
Turner	-	-	-	-	238	-	238
Twiggs	5	-	-	5	-	-	10
Union	5	-	-	-	-	-	5
Ware	-	-	-	-	60	-	60
Warren	-	-	-	50	-	-	50
Washington	20	-	-	34 30	-	-	50

Southern Peas

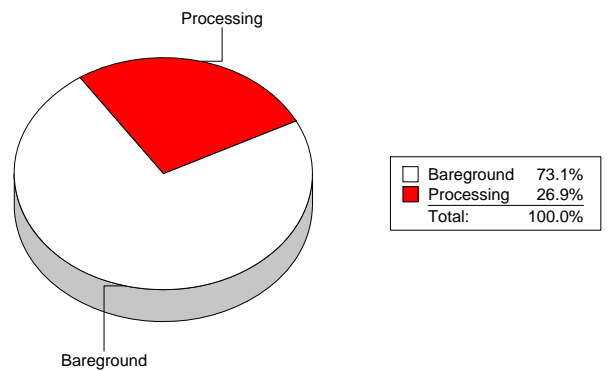
Acres, 2008

	Fall Harvest, Bareground, Dryland	Fall Harvest, Bareground, Irrigated	Fall Harvest, Processing, Irrigated	Spring Harvest, Bareground, Dryland	Spring Harvest, Bareground, Irrigated	Spring Harvest, Processing, Irrigated	Total
Wayne	55	59	-	260	212	-	586
Wheeler	-	-	-	-	13	-	13
Wilcox	-	250	-	-	1,100	-	1,350
Worth	-	37	-	-	41	-	78
Total	188	791	750	1,074	2,965	1,100	6,868

Acres by Harvest Season



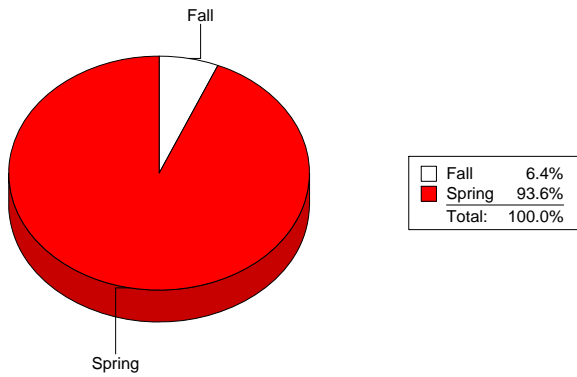
Acres by Cultural Practice



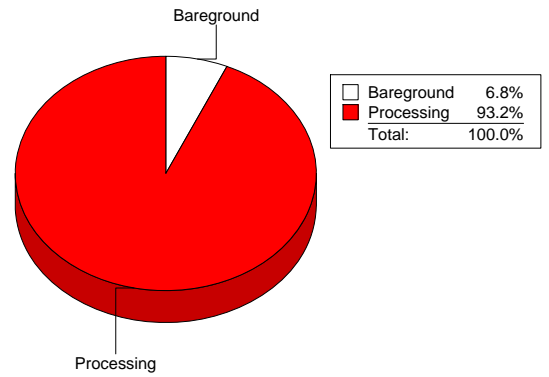
Spinach					
	Fall Harvest, Bareground, Dryland	Fall Harvest, Bareground, Irrigated	Spring Harvest, Bareground, Irrigated	Spring Harvest, Processing, Irrigated	Total
Clarke	-	-	3	-	3
Colquitt	-	-	-	660	660
Hancock	15	-	-	-	15
Tift	-	30	-	-	30
Total	15	30	3	660	708

Acres, 2008

Acres by Harvest Season



Acres by Cultural Practice



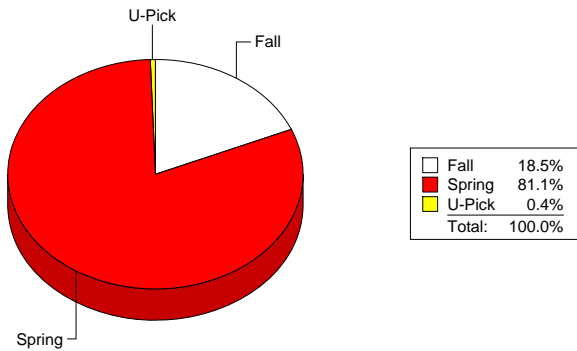
Sweet Corn						
	Fall Harvest, Bareground, Dryland	Fall Harvest, Bareground, Irrigated	Spring Harvest, Bareground, Dryland	Spring Harvest, Bareground, Irrigated	U-Pick	Total
Appling	-	-	-	10	-	10
Atkinson	-	-	-	-	7	7
Baldwin	-	-	-	-	8	8
Banks	12	-	-	-	-	12
Barrow	2	-	-	-	-	2
Ben Hill	-	-	-	5	-	5
Bulloch	90	310	-	-	-	400
Camden	-	-	-	3	-	3
Candler	-	-	-	12	-	12
Catoosa	-	-	2	5	-	7
Charlton	-	-	3	-	-	3
Chattooga	19	-	20	-	-	39
Clayton	-	-	-	-	50	50
Coffee	-	-	-	21	-	21
Colquitt	-	-	-	475	-	475
Coweta	20	-	-	-	-	20
Crawford	-	-	-	2	-	2
Dawson	15	-	-	-	-	15
Decatur	-	1,348	-	9,500	-	10,848
Dodge	-	100	-	100	-	200
Dougherty	-	-	-	2	-	2
Echols	-	-	-	162	-	162
Fannin	-	-	4	-	-	4
Fayette	-	30	-	10	-	40
Gilmer	125	-	-	-	-	125
Glascocock	-	-	22	-	-	22
Gordon	-	5	-	-	-	5
Grady	-	-	-	46	-	46
Greene	5	-	-	-	-	5
Hall	-	6	7	-	-	13
Hancock	50	-	50	-	-	100
Haralson	50	-	-	-	-	50
Harris	-	-	40	30	-	70
Hart	-	-	4	5	-	9
Irwin	-	-	-	25	-	25
Jasper	20	-	-	-	-	20
Jefferson	-	-	-	16	-	16
Johnson	-	-	25	-	-	25
Lamar	15	-	35	-	-	50
Laurens	1	3	-	-	-	4
Long	-	-	8	12	-	20
Lumpkin	10	-	-	-	-	10
Macon	-	-	-	64	-	64
Madison	-	-	-	-	12	12
Marion	-	-	19	-	-	19
Meriwether	300	-	-	-	-	300
Miller	-	-	-	369	-	369
Mitchell	-	800	-	5,018	-	5,818
Murray	-	-	-	110	-	110
Paulding	-	-	200	-	-	200
Pickens	-	-	60	-	-	60
Pierce	-	-	3	-	-	3
Pike	-	-	18	-	-	18
Polk	10	-	-	-	-	10
Pulaski	-	-	-	60	-	60
Putnam	-	-	-	105	-	105
Rabun	-	170	-	-	-	170
Richmond	-	25	-	50	-	75
Rockdale	-	-	-	4	-	4

Sweet Corn

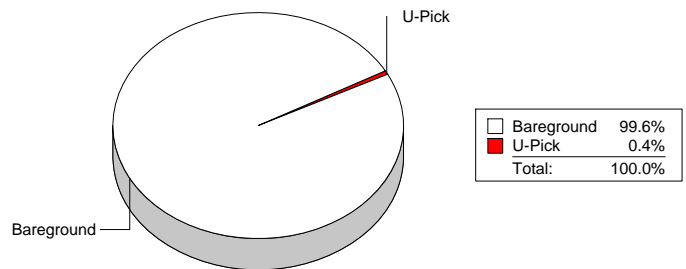
Acres, 2008

	Fall Harvest, Bareground, Dryland	Fall Harvest, Bareground, Irrigated	Spring Harvest, Bareground, Dryland	Spring Harvest, Bareground, Irrigated	U-Pick	Total
Schley	-	-	4	-	-	4
Screven	-	-	-	2	-	2
Sumter	20	250	-	-	-	270
Talbot	25	-	-	-	-	25
Tattnall	-	-	-	20	-	20
Terrell	-	10	-	15	-	25
Thomas	-	-	-	7	-	7
Tift	-	-	-	15	-	15
Toombs	-	-	-	686	-	686
Towns	15	-	10	-	-	25
Troup	-	-	150	-	-	150
Turner	-	-	-	43	-	43
Union	100	-	-	-	-	100
Walker	30	-	-	-	-	30
Walton	-	-	-	40	-	40
Warren	-	-	128	-	-	128
Washington	-	-	15	-	-	15
Wayne	-	-	30	120	24	174
Wheeler	-	-	-	27	-	27
White	-	-	110	-	-	110
Wilcox	-	-	-	2	-	2
Wilkinson	-	-	5	-	-	5
Worth	-	200	-	197	-	397
Total	934	3,256	972	17,395	101	22,657

Acres by Harvest Season

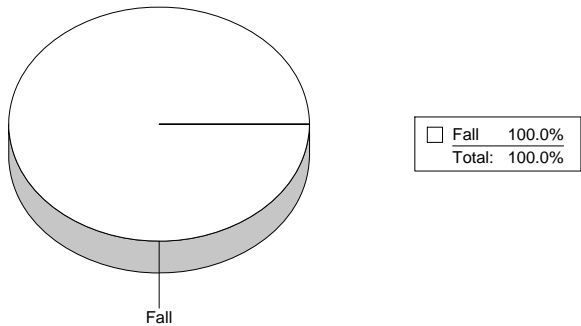


Acres by Cultural Practice

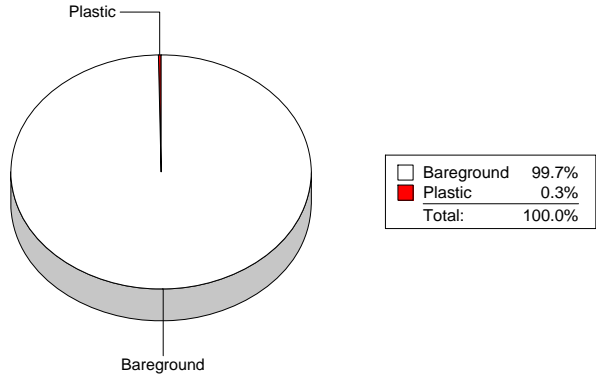


Sweet Potatoes				
	Fall Harvest, Bareground, Dryland	Fall Harvest, Bareground, Irrigated	Fall Harvest, Plastic, Drip	Total
Bacon	10	-	-	10
Ben Hill	1	-	-	1
Burke	30	-	-	30
Candler	-	10	-	10
Carroll	5	-	-	5
Chattooga	2	-	-	2
Coffee	-	3	-	3
Colquitt	-	130	-	130
Coweta	1	-	-	1
Decatur	-	7	-	7
Evans	-	10	-	10
Fayette	-	2	2	4
Hall	2	-	-	2
Hancock	50	-	-	50
Irwin	-	6	-	6
Jefferson	3	-	-	3
Laurens	-	-	-	0
Long	-	20	-	20
Macon	-	7	-	7
McDuffie	10	-	-	10
Pulaski	-	3	-	3
Schley	-	5	-	5
Tattnall	-	135	-	135
Tift	-	150	-	150
Toombs	-	10	-	10
Troup	40	-	-	40
Twiggs	2	-	-	2
Warren	14	-	-	14
Washington	4	-	-	4
Wayne	4	4	-	8
Wheeler	-	3	-	3
Total	177	505	2	684

Acres by Harvest Season



Acres by Cultural Practice



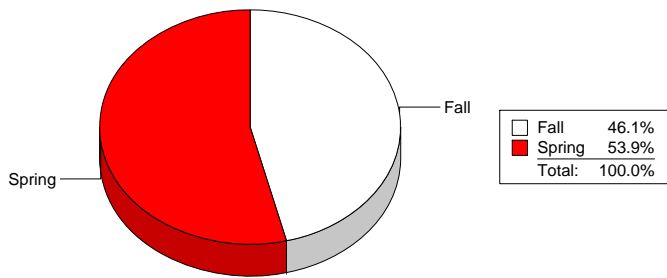
Tomato Acres, 2008

	Fall Harvest, Bareground, Dryland	Fall Harvest, Bareground, Irrigated	Fall Harvest, Plastic, Drip	Spring Harvest, Bareground, Dryland	Spring Harvest, Bareground, Irrigated	Spring Harvest, Plastic, Drip	Spring Harvest, Plastic, Other	Total
Appling	-	-	-	-	5	-	-	5
Atkinson	-	-	-	-	-	3	-	3
Baldwin	-	-	-	8	-	-	-	8
Barrow	1	-	-	-	-	-	-	1
Ben Hill	-	-	-	-	3	-	-	3
Brooks	-	-	-	-	-	42	-	42
Bulloch	-	5	-	-	-	-	-	5
Burke	15	-	-	15	-	1	-	31
Candler	-	-	-	-	10	-	-	10
Catoosa	-	-	-	-	-	13	-	13
Chattooga	5	-	-	9	-	-	-	14
Clarke	-	10	-	-	-	-	-	10
Coffee	-	-	-	-	-	4	-	4
Colquitt	-	-	250	-	-	250	-	500
Coweta	-	-	-	6	-	-	-	6
Crawford	-	-	1	-	-	2	-	3
Crisp	-	-	-	-	-	25	-	25
Dade	-	-	-	1	-	-	-	1
Decatur	-	-	1,020	-	-	726	-	1,746
Echols	-	-	68	-	-	168	-	236
Fayette	-	-	58	-	-	15	-	73
Floyd	-	-	-	-	-	-	-	0
Gilmer	50	-	10	-	-	-	-	60
Gordon	-	-	-	-	-	1	-	1
Grady	-	-	80	-	-	80	-	160
Greene	3	-	-	-	-	-	-	3
Hall	-	8	3	5	3	8	-	27
Hancock	50	-	-	50	-	-	-	100
Haralson	10	-	-	-	-	-	-	10
Harris	-	-	-	10	22	-	-	32
Hart	-	-	-	-	2	-	-	2
Houston	-	1	-	-	1	-	-	1
Irwin	-	-	-	-	6	-	-	6
Jasper	-	8	-	-	8	-	-	16
Jefferson	-	-	-	-	1	-	-	1
Lamar	-	-	-	20	-	-	-	20
Long	-	-	-	9	5	-	-	14
Lowndes	-	-	-	-	-	78	-	78
Lumpkin	2	-	-	2	-	-	-	4
Macon	-	30	-	-	70	-	-	100
Marion	-	-	-	-	2	-	-	2
Mitchell	-	-	-	-	-	30	-	30
Newton	-	-	-	-	2	-	-	2
Oconee	-	-	-	-	3	-	-	3
Pickens	-	-	-	8	1	1	-	10
Pierce	1	-	-	-	-	-	-	1
Pike	-	-	-	8	-	-	-	8
Pulaski	-	-	-	-	10	-	-	10
Rabun	-	-	67	-	-	-	-	67
Richmond	-	5	-	-	5	-	-	10
Rockdale	-	-	-	-	2	-	-	2
Schley	-	-	-	-	2	-	-	2
Screven	-	-	-	-	2	-	-	2
Seminole	-	-	-	-	-	67	-	67
Talbot	-	-	-	8	-	-	-	8
Tattall	-	-	-	-	20	-	-	20
Taylor	-	-	-	-	-	6	-	6
Telfair	-	-	-	-	-	25	-	25

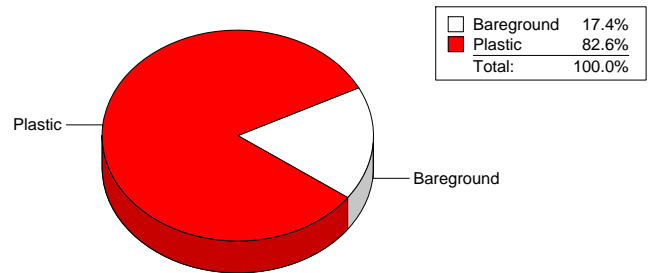
Tomato Acres, 2008

	Fall Harvest, Bareground, Dryland	Fall Harvest, Bareground, Irrigated	Fall Harvest, Plastic, Drip	Spring Harvest, Bareground, Dryland	Spring Harvest, Bareground, Irrigated	Spring Harvest, Plastic, Drip	Spring Harvest, Plastic, Other	Total
Tift	-	-	55	-	-	80	-	135
Troup	-	-	-	55	-	-	-	55
Turner	-	-	-	-	-	12	-	12
Union	8	-	-	-	-	-	-	8
Walker	-	-	-	10	-	30	-	40
Walton	-	-	-	-	4	-	-	4
Ware	-	-	10	-	-	-	-	10
Washington	-	1	-	-	2	-	-	3
Wayne	-	-	-	6	6	4	-	16
Wheeler	-	2	-	-	2	-	-	4
White	-	-	-	20	-	-	-	20
Wilcox	-	-	-	-	-	-	1	1
Worth	-	-	-	-	30	-	-	30
Total	145	69	1,622	250	228	1,671	1	3,985

Acres by Harvest Season



Acres by Cultural Practice

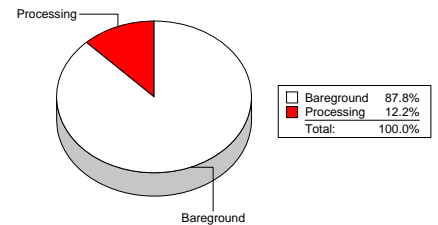


Turnip Greens

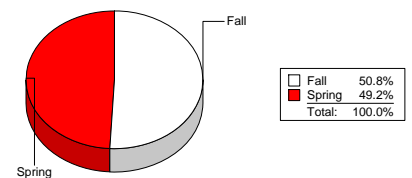
Acres, 2008

	Fall Harvest, Bareground, Dryland	Fall Harvest, Bareground, Irrigated	Fall Harvest, Processing, Irrigated	Spring Harvest, Bareground, Dryland	Spring Harvest, Bareground, Irrigated	Spring Harvest, Processing, Irrigated	Total
Atkinson	-	5	-	-	-	-	5
Barrow	2	-	-	-	-	-	2
Ben Hill	-	4	-	-	4	-	8
Brooks	-	-	-	-	100	-	100
Bulloch	8	3	-	3	5	-	19
Burke	20	-	-	-	-	-	20
Camden	-	1	-	-	-	-	1
Candler	-	-	-	-	3	-	3
Catoosa	4	1	-	-	-	-	5
Charlton	2	-	-	-	-	-	2
Chattooga	-	-	-	1	-	-	1
Coffee	-	15	-	-	-	-	15
Colquitt	-	800	250	-	800	250	2,100
Crawford	-	1	-	-	-	-	1
Dodge	-	30	-	-	-	-	30
Fayette	-	1	-	-	-	-	1
Grady	-	60	-	-	40	-	100
Greene	2	-	-	-	-	-	2
Habersham	-	-	-	10	-	-	10
Hancock	50	-	-	50	-	-	100
Haralson	5	-	-	-	-	-	5
Irwin	-	-	-	-	40	-	40
Lamar	35	-	-	20	-	-	55
Long	8	5	-	-	-	-	13
Lowndes	-	10	-	-	-	-	10
Macon	-	-	174	-	-	145	319
Madison	-	30	-	30	-	-	60
Mitchell	-	23	-	-	15	-	38
Paulding	-	-	-	15	-	-	15
Peach	2	-	-	1	-	-	3
Pike	15	-	-	10	-	-	25
Pulaski	-	50	-	-	21	-	71
Richmond	-	1	-	-	1	-	2
Rockdale	-	-	-	-	-	-	0
Schley	-	2	-	-	-	-	2
Tattnell	-	10	-	-	10	-	20
Taylor	10	15	-	5	10	-	40
Thomas	-	-	-	-	22	-	22
Tift	-	1,600	-	-	1,600	-	3,200
Toombs	-	125	-	-	75	-	200
Union	7	-	-	3	-	-	10
Warren	7	-	-	-	-	-	7
Washington	-	5	-	-	4	-	9
Wayne	2	6	-	-	3	-	11
Wheeler	-	-	-	-	4	-	4
White	6	-	-	6	-	-	12
Wilcox	-	-	-	-	2	-	2
Worth	3	5	-	3	5	-	16
Total	188	2,808	424	157	2,764	395	6,735

Acres by Cultural Practice



Acres by Harvest Season

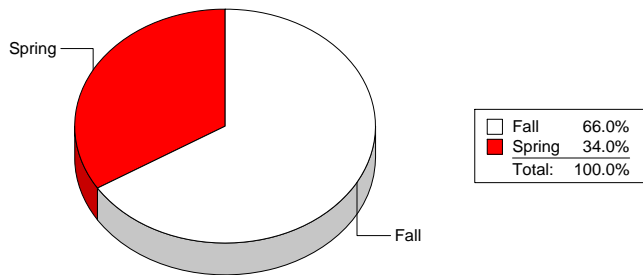


Turnip Roots

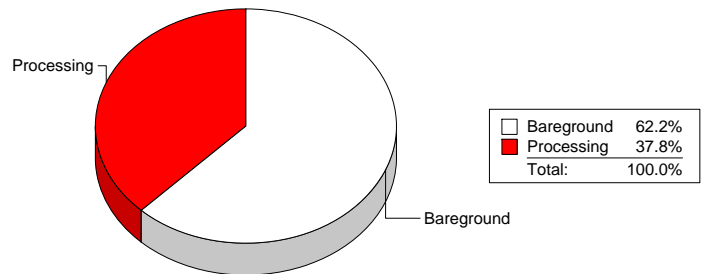
Acres, 2008

	Fall Harvest, Bareground, Dryland	Fall Harvest, Bareground, Irrigated	Fall Harvest, Processing, Irrigated	Spring Harvest, Bareground, Irrigated	Total
Bulloch	3	-	-	5	8
Candler	-	-	-	4	4
Colquitt	-	25	-	25	50
Crawford	-	1	-	-	1
Irwin	-	-	-	5	5
Macon	-	-	55	-	55
Mitchell	-	-	-	11	11
Tattnall	-	5	-	-	5
Union	7	-	-	-	7
Total	10	31	55	50	146

Acres by Harvest Season



Acres by Cultural Practice

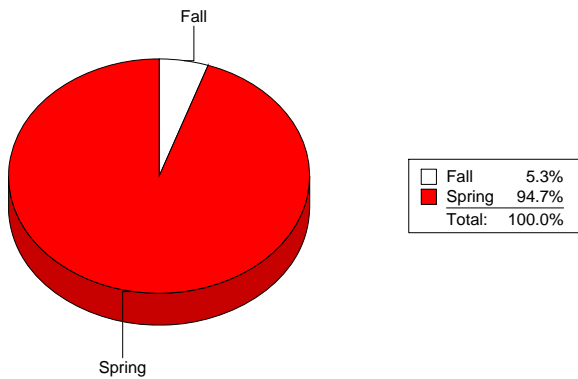


Watermelon Acres, 2008

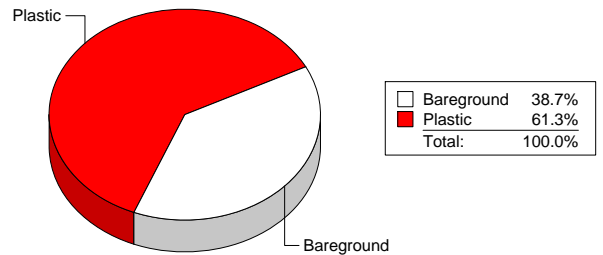
	Fall Harvest, Bareground, Dryland	Fall Harvest, Bareground, Irrigated	Fall Harvest, Plastic, Drip	Spring Harvest, Bareground, Dryland	Spring Harvest, Bareground, Irrigated	Spring Harvest, Plastic, Drip	Spring Harvest, Plastic, Other	Total
Appling	-	-	-	-	150	-	-	150
Baker	-	50	-	-	-	-	-	50
Baldwin	-	-	-	25	-	-	-	25
Barrow	1	-	-	-	-	-	-	1
Berrien	-	-	-	-	1,611	188	-	1,799
Brantley	-	-	-	8	-	-	-	8
Brooks	-	-	-	-	300	-	-	300
Bulloch	-	-	-	-	185	-	280	465
Burke	10	-	-	50	-	-	-	60
Carroll	10	-	-	-	-	-	-	10
Catoosa	7	-	-	-	-	-	-	7
Chattooga	-	-	-	6	-	-	-	6
Coffee	-	-	-	-	-	75	-	75
Colquitt	-	-	-	-	850	100	-	950
Cook	-	-	-	-	-	-	1,322	1,322
Coweta	-	-	-	8	-	-	-	8
Crawford	-	-	-	-	2	-	-	2
Crisp	-	-	-	-	-	25	2,500	2,525
Dade	75	-	25	-	-	-	-	100
Decatur	-	-	150	-	-	-	335	485
Dodge	-	-	-	-	100	-	800	900
Dooly	-	-	-	-	-	-	1,000	1,000
Effingham	-	-	-	-	-	5	-	5
Elbert	-	-	1	-	-	-	-	1
Emanuel	-	-	-	5	-	-	-	5
Evans	-	-	-	-	-	4	50	54
Fannin	-	-	-	2	-	-	-	2
Floyd	-	-	-	-	-	15	-	15
Gordon	1	-	-	-	-	-	-	1
Hall	-	-	-	6	3	2	-	11
Hancock	75	-	-	50	-	-	-	125
Harris	5	-	-	-	-	-	-	5
Hart	4	-	-	-	-	-	-	4
Irwin	-	-	-	-	140	-	100	240
Jasper	1	-	-	-	-	-	-	1
Jeff Davis	-	14	-	-	-	-	-	14
Jefferson	-	-	-	-	8	-	-	8
Johnson	-	-	-	3	-	-	-	3
Lamar	-	-	-	20	-	-	-	20
Lanier	-	-	-	5	-	-	-	5
Laurens	-	-	-	-	-	64	-	64
Lee	-	-	-	-	276	-	-	276
Long	-	-	-	12	69	-	-	81
Lumpkin	2	-	-	-	-	-	-	2
Macon	-	55	-	-	-	-	-	55
Madison	20	-	-	-	-	-	-	20
Marion	-	-	-	173	-	-	9	182
McDuffie	-	10	-	-	-	-	-	10
Mitchell	-	-	-	-	-	-	77	77
Montgomery	-	-	-	-	3	-	-	3
Newton	-	-	-	-	1	-	-	1
Pickens	-	-	-	-	-	2	-	2
Pierce	9	-	-	-	-	-	-	9
Pulaski	-	-	-	60	97	78	324	559
Richmond	-	25	-	-	50	-	-	75
Schley	-	-	-	5	-	-	-	5
Screven	-	-	-	-	15	-	-	15
Seminole	-	-	-	-	120	55	-	175
Sumter	-	518	-	-	-	-	-	518

Watermelon							Acres, 2008	
Fall Harvest, Bareground, Dryland	Fall Harvest, Bareground, Irrigated	Fall Harvest, Plastic, Drip	Spring Harvest, Bareground, Dryland	Spring Harvest, Bareground, Irrigated	Spring Harvest, Plastic, Drip	Spring Harvest, Plastic, Other	Total	
Tattnall	-	-	-	35	-	165	200	
Taylor	-	-	31	225	-	-	256	
Telfair	-	-	-	-	468	-	468	
Terrell	-	25	-	30	-	-	55	
Thomas	-	-	-	32	-	-	32	
Tift	-	-	50	750	400	1,150	2,350	
Toombs	-	-	-	-	327	-	327	
Turner	-	-	-	500	-	513	1,013	
Union	6	-	-	-	-	-	6	
Walker	10	-	-	-	-	-	10	
Walton	-	-	-	3	-	-	3	
Ware	-	-	2	-	-	-	2	
Warren	-	-	80	-	-	-	80	
Washington	-	-	20	-	-	-	20	
Wayne	-	-	6	238	20	-	264	
Wheeler	-	-	-	45	-	335	380	
White	3	-	-	-	-	-	3	
Wilcox	-	-	-	100	250	1,800	2,150	
Worth	-	-	-	1,000	339	-	1,339	
Total	239	697	226	576	6,938	2,417	21,852	

Acres by Harvest Season



Acres by Cultural Practice

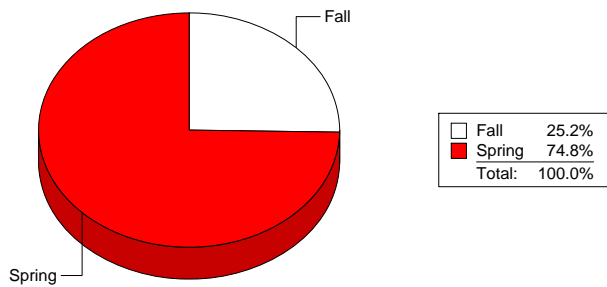


Winter Squash

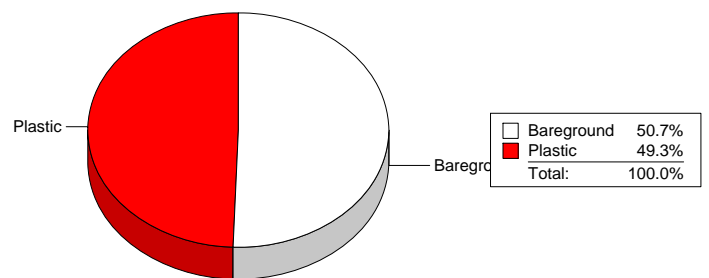
Acres, 2008

	Fall Harvest, Bareground, Dryland	Fall Harvest, Bareground, Irrigated	Fall Harvest, Plastic, Drip	Spring Harvest, Bareground, Dryland	Spring Harvest, Bareground, Irrigated	Spring Harvest, Plastic, Drip	Total
Berrien	-	-	-	-	23	-	23
Brooks	-	-	-	-	-	28	28
Chattooga	1	-	-	-	-	-	1
Colquitt	-	-	-	-	50	-	50
Grady	-	-	13	-	-	16	29
Hancock	-	-	-	50	-	-	50
Jasper	-	4	-	-	4	-	8
Lowndes	-	-	-	-	-	40	40
Tift	-	-	25	-	-	50	75
Treutlen	-	10	-	-	-	-	10
Worth	-	35	-	-	-	-	35
Total	1	49	38	50	77	134	349

Acres by Harvest Season



Acres by Cultural Practice

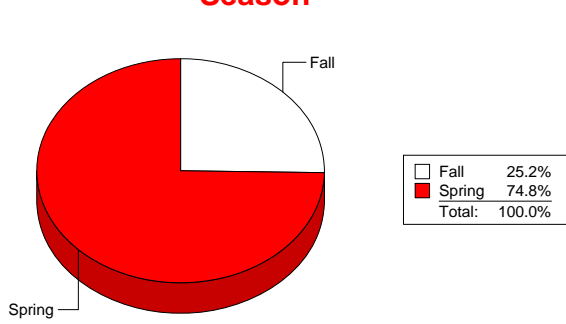


Yellow Squash Acres, 2008

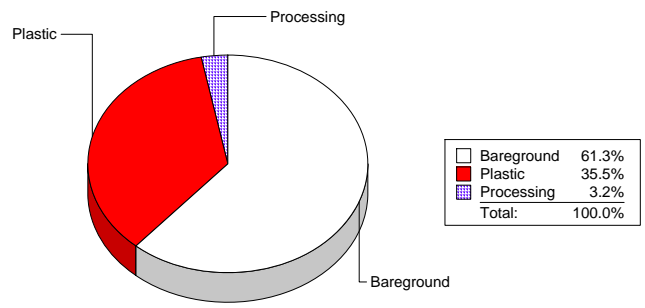
	Fall Harvest, Bareground, Dryland	Fall Harvest, Bareground, Irrigated	Fall Harvest, Plastic, Drip	Fall Harvest, Processing, Irrigated	Spring Harvest, Bareground, Dryland	Spring Harvest, Bareground, Irrigated	Spring Harvest, Plastic, Drip	Spring Harvest, Plastic, Other	Spring Harvest, Processing, Irrigated	Total
Appling	-	-	-	-	-	15	-	-	-	15
Atkinson	-	-	-	-	-	85	20	-	-	105
Berrien	-	-	-	-	-	23	-	-	-	23
Brooks	-	-	-	-	-	300	-	-	-	300
Bulloch	-	-	-	-	-	6	-	-	-	6
Candler	-	-	-	-	-	8	-	-	-	8
Catoosa	-	-	-	-	-	4	-	-	-	4
Charlton	-	-	-	-	2	-	-	-	-	2
Chattooga	2	-	-	-	4	-	-	-	-	6
Clinch	-	-	-	-	-	-	18	-	-	18
Coffee	-	-	-	-	-	11	-	-	-	11
Colquitt	-	350	200	-	-	400	200	-	-	1,150
Cook	-	16	16	-	-	36	24	-	-	92
Coweta	-	-	-	-	2	-	-	-	-	2
Crawford	-	1	-	-	-	2	-	-	-	3
Crisp	-	-	-	-	-	-	5	-	-	5
Decatur	-	75	15	-	-	20	-	12	-	122
Dodge	-	100	-	-	-	100	-	-	-	200
Dooley	-	-	-	-	-	2	-	-	-	2
Dougherty	-	-	-	-	-	2	-	-	-	2
Echols	-	-	83	-	-	-	317	-	-	400
Effingham	-	-	1	-	-	1	-	-	-	2
Elbert	-	-	3	-	-	-	-	-	-	3
Evans	-	-	-	-	-	18	-	-	-	18
Fannin	-	-	-	-	1	-	-	-	-	1
Gilmer	40	-	5	-	-	-	-	-	-	45
Glascocock	-	-	-	-	14	-	-	-	-	14
Gordon	-	-	-	-	-	-	1	-	-	1
Grady	-	-	-	-	-	-	20	-	-	20
Hall	1	-	-	-	3	-	-	-	-	4
Hancock	50	-	-	-	50	-	-	-	-	100
Harris	-	-	-	-	-	2	-	-	-	2
Jasper	-	4	-	-	-	4	-	-	-	8
Jefferson	-	-	-	-	1	-	-	-	-	1
Lamar	-	-	-	-	25	-	-	-	-	25
Long	-	-	-	-	8	14	-	-	-	22
Lowndes	-	-	30	-	-	-	45	-	-	75
Macon	-	20	-	12	-	20	-	-	175	227
Marion	-	-	-	-	1	-	-	-	-	1
Mitchell	-	-	-	-	-	-	4	-	-	4
Montgomery	-	-	-	-	-	14	-	-	-	14
Oconee	-	-	-	-	-	4	-	-	-	4
Pickens	-	-	-	-	3	1	-	-	-	3
Pierce	1	-	-	-	-	-	-	-	-	1
Pike	-	-	-	-	8	-	-	-	-	8
Pulaski	4	5	-	-	-	15	-	-	-	24
Rabun	-	-	2	-	-	-	-	-	-	2
Rockdale	-	-	-	-	-	-	-	-	-	0
Screven	-	-	-	-	-	2	-	-	-	2
Seminole	-	-	-	-	-	-	5	-	-	5
Sumter	-	-	-	-	-	-	49	-	-	49
Talbot	-	-	-	-	2	-	-	-	-	2
Tattall	-	5	-	-	-	10	-	-	-	15
Taylor	-	-	-	-	-	-	1	-	-	1
Telfair	-	-	-	-	-	-	70	-	-	70
Thomas	-	18	-	-	-	28	-	-	-	46
Tift	-	-	300	-	-	-	300	-	-	600
Toombs	-	100	-	-	-	100	-	-	-	200
Union	7	-	-	-	-	-	-	-	-	7

Yellow Squash										Acres, 2008
	Fall Harvest, Bareground, Dryland	Fall Harvest, Bareground, Irrigated	Fall Harvest, Plastic, Drip	Fall Harvest, Processing, Irrigated	Spring Harvest, Bareground, Dryland	Spring Harvest, Bareground, Irrigated	Spring Harvest, Plastic, Drip	Spring Harvest, Plastic, Other	Spring Harvest, Processing, Irrigated	Total
Walker	-	-	-	-	5	-	-	-	-	5
Ware	-	-	-	-	-	-	328	-	-	328
Warren	-	-	-	-	14	-	-	-	-	14
Wayne	-	4	-	-	2	20	-	-	-	26
Wheeler	-	-	-	-	-	2	-	-	-	2
White	-	-	-	-	2	-	-	-	-	2
Wilcox	-	-	-	-	-	1,150	-	-	-	1,150
Worth	-	-	-	-	-	210	-	-	-	210
Total	105	698	655	12	146	2,628	1,406	12	175	5,837

Acres by Harvest Season



Acres by Cultural Practice

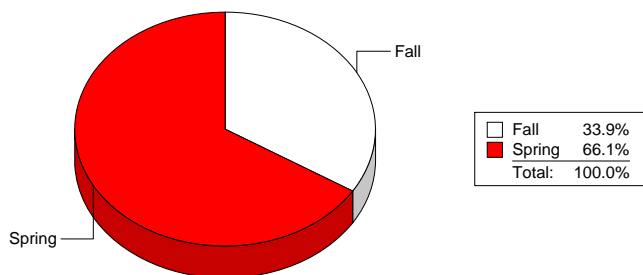


Zucchini

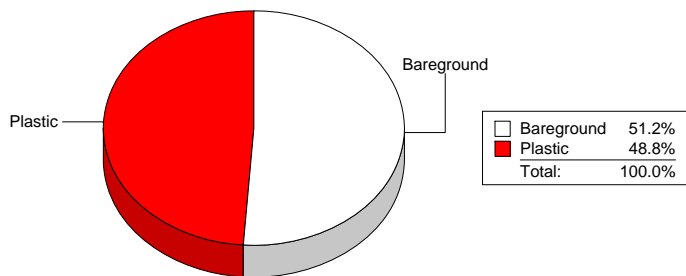
Acres, 2008

	Fall Harvest, Bareground, Dryland	Fall Harvest, Bareground, Irrigated	Fall Harvest, Plastic, Drip	Spring Harvest, Bareground, Dryland	Spring Harvest, Bareground, Irrigated	Spring Harvest, Plastic, Drip	Total
Appling	-	-	-	-	5	-	5
Atkinson	-	-	15	-	226	20	261
Ben Hill	-	4	-	-	-	-	4
Berrien	-	-	-	-	4	-	4
Brooks	-	-	-	-	401	-	401
Candler	-	-	-	-	1	-	1
Chattooga	-	-	-	4	-	-	4
Clarke	-	2	-	-	-	-	2
Colquitt	-	500	300	-	500	300	1,600
Cook	-	45	30	-	67	44	186
Coweta	-	-	-	2	-	-	2
Crawford	-	-	-	-	2	-	2
Decatur	-	20	7	-	-	6	33
Echols	-	83	20	-	62	75	240
Gordon	-	-	-	-	-	1	1
Grady	-	-	20	-	-	19	39
Hancock	10	-	-	10	-	-	20
Jasper	-	4	-	-	4	-	8
Long	-	-	-	-	8	-	8
Lowndes	-	-	25	-	-	40	65
Macon	-	8	-	-	-	-	8
Mitchell	-	-	20	-	-	32	52
Rabun	-	-	1	-	-	-	1
Rockdale	-	-	-	-	1	-	1
Sumter	-	-	-	-	-	51	51
Tattnall	-	5	-	-	-	-	5
Taylor	-	-	-	-	-	1	1
Thomas	-	5	-	-	8	-	13
Tift	-	-	240	-	-	250	490
Toombs	-	-	-	-	30	-	30
Turner	-	-	-	-	35	-	35
Union	5	-	-	-	-	-	5
Ware	-	-	-	-	-	450	450
Wayne	-	-	-	1	4	-	5
Total	15	676	678	17	1,358	1,288	4,031

Acres by Harvest Season



Acres by Cultural Practice



Section 2

Vegetable Yields by Commodity and County

Banana Peppers

Fresh Yield Units: 1 1/9 Bu (15#)

Yield, 2008

	Fall Harvest, Bareground, Dryland	Fall Harvest, Bareground, Irrigated	Fall Harvest, Plastic, Drip	Spring Harvest, Bareground, Dryland	Spring Harvest, Bareground, Irrigated	Spring Harvest, Plastic, Drip
Camden	-	260	-	-	-	-
Chattooga	50	-	-	50	-	-
Colquitt	-	-	700	-	-	350
Crawford	-	-	1,000	-	-	1,000
Echols	-	-	-	-	-	1,800
Fayette	-	700	-	-	-	-
Hancock	28	15	-	25	20	-
Harris	-	-	-	-	900	-
Jasper	-	300	-	-	300	-
Lowndes	-	-	1,800	-	-	2,000
Newton	-	-	-	-	900	-
Rabun	-	-	350	-	-	-
Tift	-	-	900	-	-	1,000
Union	100	-	-	-	-	-
Ware	-	-	-	-	-	400
GA Wtd. Avg.	35	124	909	26	142	928

Bell Peppers

Fresh Yield Units: 1 1/9 Bu (28#)

Processing: Tons

Yield, 2008

	Fall Harvest, Bareground, Dryland	Fall Harvest, Bareground, Irrigated	Fall Harvest, Plastic, Drip	Spring Harvest, Bareground, Dryland	Spring Harvest, Bareground, Irrigated	Spring Harvest, Plastic, Drip
Appling	-	-	-	-	500	-
Atkinson	-	-	-	-	-	1,500
Bacon	-	-	-	400	600	-
Brooks	-	-	1,500	-	-	1,500
Bulloch	-	500	-	-	-	-
Catoosa	-	-	-	100	150	-
Clinch	-	-	700	-	-	900
Coffee	-	-	-	-	325	-
Colquitt	-	-	500	-	-	1,800
Cook	-	-	500	-	-	1,800
Crawford	-	-	-	-	540	1,500
Crisp	-	-	-	-	-	643
Decatur	-	-	-	-	420	-
Echols	-	700	1,400	-	-	1,800
Fayette	-	-	-	-	-	1,200
Gordon	-	750	-	-	-	-
Grady	-	-	826	-	-	837
Habersham	400	-	-	-	-	-
Hall	400	-	725	-	-	-
Harris	-	-	-	-	1,200	1,500
Jasper	-	300	-	-	300	-
Lowndes	-	-	1,650	-	-	1,600
Mitchell	-	-	-	-	900	-
Montgomery	-	-	-	-	851	-
Rabun	-	-	850	-	-	-
Schley	-	-	-	20	-	-
Seminole	-	-	-	-	-	1,200
Sumter	-	-	610	-	-	1,300
Tattnall	-	-	-	-	500	-
Thomas	-	-	-	-	-	1,500
Tift	-	-	1,200	-	-	1,600
Union	100	-	-	-	-	-
Ware	-	-	900	-	-	900
Wayne	-	-	-	-	350	-
White	-	-	-	180	-	-
Worth	-	-	1,500	-	-	1,500
GA Wtd.	300	676	992	337	565	1,638

	Fresh Yield Units: 23# carton				
	Fall Harvest, Bareground, Irrigated	Fall Harvest, Plastic, Drip	Spring Harvest, Bareground, Dryland	Spring Harvest, Bareground, Irrigated	Spring Harvest, Plastic, Drip
Appling	-	-	-	500	-
Colquitt	400	-	-	-	-
Hancock	-	-	20	20	-
Pickens	-	-	16	-	-
Pike	-	500	-	-	-
Pulaski	-	-	-	440	-
Tift	520	520	-	520	520
Toombs	400	-	-	-	-
Wayne	-	-	-	400	-
Worth	-	350	-	-	-
GA Wtd. Avg.	516	464	20	387	520

	Fresh Yield Units: 50# crate Processing: Tons					Yield, 2008			
	Fall Harvest, Bareground, Dryland	Fall Harvest, Bareground, Irrigated	Fall Harvest, Plastic, Drip	Fall Harvest, Plastic, Other	Fall Harvest, Processing, Irrigated	Spring Harvest, Bareground, Dryland	Spring Harvest, Bareground, Irrigated	Spring Harvest, Plastic, Drip	Spring Harvest, Processing, Irrigated
Appling	-	-	-	-	-	-	400	-	-
Bacon	100	-	-	-	-	450	-	-	-
Ben Hill	-	600	-	-	-	-	-	-	-
Brooks	-	-	-	650	-	-	-	-	-
Bulloch	-	400	-	-	-	-	-	-	-
Candler	-	-	-	-	-	-	700	-	-
Catoosa	-	150	-	-	-	-	-	-	-
Chattooga	-	-	-	-	-	300	-	-	-
Colquitt	-	550	650	-	15	-	600	650	15
Cook	-	550	-	-	-	-	600	-	-
Crawford	-	600	-	-	-	-	650	-	-
Echols	-	-	-	-	-	-	-	575	-
Gilmer	100	-	-	-	-	-	-	-	-
Grady	-	-	-	-	-	-	700	-	-
Hancock	30	-	-	-	-	75	-	-	-
Harris	-	-	-	-	-	-	650	-	-
Lowndes	-	1,200	-	-	-	-	1,200	-	-
Marion	-	-	-	-	-	50	-	-	-
Mitchell	-	-	-	-	15	-	-	-	15
Montgomery	-	-	-	-	-	-	400	-	-
Murray	-	180	-	-	-	-	-	-	-
Newton	-	-	-	-	-	-	600	-	-
Pickens	-	-	-	-	-	56	-	-	-
Pulaski	-	410	-	-	-	-	490	-	-
Rabun	-	775	-	-	-	-	-	-	-
Sumter	-	500	-	-	-	-	-	-	-
Tattnall	-	900	-	-	-	-	-	-	-
Thomas	-	-	-	-	-	-	650	-	-
Tift	-	600	700	-	-	-	600	700	-
Toombs	-	300	-	-	-	-	-	-	-
Turner	-	-	-	-	-	-	500	-	-
Union	100	-	-	-	-	100	-	-	-
Ware	-	-	450	-	-	-	-	-	-
Washington	-	400	-	-	-	-	400	-	-
Wayne	-	400	-	-	-	-	450	-	-
Worth	-	600	-	-	-	650	-	-	-
GA Wtd. Avg.	81	559	602	650	15	492	605	665	15

	Fresh Yield Units: ea. (5 lb. avg.)				Yield, 2008			
	Fall Harvest, Bareground, Dryland	Fall Harvest, Bareground, Irrigated	Fall Harvest, Plastic, Drip	Fall Harvest, Plastic, Other	Spring Harvest, Bareground, Dryland	Spring Harvest, Bareground, Irrigated	Spring Harvest, Plastic, Drip	Spring Harvest, Plastic, Other
Appling	-	-	-	-	-	3,500	-	-
Bacon	-	-	-	-	2,800	-	-	-
Ben Hill	-	-	-	-	-	3,500	-	-
Bulloch	-	-	-	3,000	-	-	-	-
Candler	-	-	-	-	-	4,000	-	-
Chattooga	-	-	-	-	2,500	-	-	-
Coffee	-	-	-	-	-	3,500	-	-
Colquitt	-	-	-	-	-	-	4,500	-
Cook	-	-	-	-	-	6,000	7,500	-
Crawford	-	-	-	-	-	3,500	-	-
Crisp	-	-	-	-	-	-	5,500	-
Decatur	-	-	-	-	-	3,500	-	-
Dodge	-	-	-	-	-	-	-	4,000
Dooly	-	-	-	-	-	-	-	3,600
Echols	-	-	-	-	-	-	600	-
Effingham	-	-	-	-	-	-	8,000	-
Elbert	-	-	2,800	-	-	-	-	-
Fannin	-	-	-	-	2,000	-	-	-
Fayette	-	-	-	-	-	-	260	-
Floyd	-	-	-	-	-	-	8,000	-
Gordon	-	2,200	-	-	-	-	-	-
Hall	-	-	-	-	2,800	-	10,000	-
Harris	2,300	-	-	-	-	-	-	-
Hart	1,000	-	-	-	-	-	-	-
Irwin	-	-	-	-	-	2,700	-	-
Jefferson	-	-	-	-	-	8,700	-	-
Johnson	-	-	-	-	2,000	-	-	-
Lamar	-	-	-	-	2,500	-	-	-
Long	-	-	-	-	-	3,000	-	-
Lumpkin	2,700	-	-	-	-	-	-	-
Madison	2,500	-	-	-	2,800	-	-	-
Mitchell	-	-	-	-	-	-	10,000	-
Paulding	-	-	-	-	2,500	-	-	-
Pike	-	-	-	-	2,800	-	-	-
Pulaski	-	-	-	-	-	3,500	-	4,600
Rabun	-	3,500	-	-	-	-	-	-
Richmond	-	-	-	-	-	3,000	-	-
Rockdale	-	-	-	-	-	50	-	-
Schley	-	-	-	-	2,500	-	-	-
Seminole	-	-	-	-	-	-	3,500	-
Tattnall	-	-	-	-	-	4,000	-	-
Taylor	-	-	-	-	2,100	-	-	-
Telfair	-	-	-	-	-	-	3,200	-
Tift	-	-	-	-	-	4,500	7,800	5,800
Toombs	-	-	-	-	-	3,500	-	-
Turner	-	-	-	-	-	4,000	-	-
Walker	2,000	-	-	-	-	-	-	-
Ware	-	-	-	-	-	-	2,800	-
Warren	-	-	-	-	2,000	-	-	-
Wayne	-	-	-	-	2,000	3,500	-	-
Wheeler	-	-	-	-	2,700	7,500	-	-
Wilcox	-	-	-	-	-	-	6,250	5,200
Worth	-	-	-	-	-	2,100	-	-
GA Wtd. Avg.	2,175	3,305	2,800	3,000	2,319	3,804	5,614	5,256

	Fresh Yield Units: 48# sacks		Yield, 2008	
	Fall Harvest, Bareground, Irrigated	Spring Harvest, Bareground, Dryland	Spring Harvest, Bareground, Irrigated	Spring Harvest, Processing, Irrigated
Bulloch	-	-	135	-
Decatur	-	-	500	-
Echols	650	-	700	-
Effingham	-	-	-	12
Evans	-	-	950	-
Screven	-	200	-	-
Seminole	-	-	-	15
GA Wtd. Avg.	650	200	507	14

Collards	Fresh Yield Units: 25# carton Processing: Tons				Yield, 2008			
	Fall Harvest, Bareground, Dryland	Fall Harvest, Bareground, Irrigated	Fall Harvest, Plastic, Drip	Fall Harvest, Processing, Irrigated	Spring Harvest, Bareground, Dryland	Spring Harvest, Bareground, Irrigated	Spring Harvest, Processing, Dryland	Spring Harvest, Processing, Irrigated
Appling	-	-	-	-	-	300	-	-
Atkinson	-	275	-	-	-	-	-	-
Bacon	150	400	-	-	150	-	-	-
Baldwin	150	-	-	-	-	-	-	-
Barrow	100	-	-	-	-	-	-	-
Ben Hill	-	300	-	-	-	350	-	-
Brooks	-	-	-	-	-	350	-	-
Bulloch	-	-	-	-	330	-	-	-
Burke	250	-	-	-	300	-	-	-
Candler	-	-	-	-	-	350	-	-
Catoosa	100	-	-	-	-	-	-	-
Chattooga	-	-	-	-	150	-	-	-
Coffee	-	-	-	-	-	300	-	-
Colquitt	-	400	-	15	-	400	-	15
Cook	-	-	-	-	-	350	-	-
Coweta	150	-	-	-	150	-	-	-
Crawford	-	300	-	-	-	350	-	-
Crisp	-	300	-	-	-	300	-	-
Dodge	-	225	-	-	-	-	-	-
Echols	-	450	-	-	-	380	-	-
Emanuel	225	-	-	-	-	-	-	-
Fannin	130	-	-	-	145	-	-	-
Fayette	-	325	275	-	-	-	-	-
Gilmer	-	-	-	-	150	-	-	-
Grady	-	450	-	-	-	450	-	-
Greene	100	-	-	-	-	-	-	-
Hall	-	300	-	-	160	-	-	-
Hancock	30	-	-	-	25	-	-	-
Harris	-	-	-	-	-	325	-	-
Hart	100	-	-	-	-	-	-	-
Houston	-	100	-	-	-	-	-	-
Irwin	-	300	-	-	-	350	-	-
Jenkins	150	-	-	-	150	-	-	-
Lamar	150	-	-	-	150	-	-	-
Long	150	275	-	-	-	200	-	-
Lowndes	-	350	-	-	-	450	-	-
Macon	-	-	-	10	-	-	-	10
Madison	-	300	-	-	150	-	-	-
Marion	85	-	-	-	-	-	-	-
Mitchell	-	525	-	-	-	500	-	-
Newton	-	300	-	-	-	-	-	-
Paulding	-	-	-	-	150	-	-	-
Peach	300	-	-	-	150	-	-	-
Pike	150	-	-	-	150	-	-	-
Pulaski	-	300	-	-	-	350	-	-
Richmond	-	300	-	-	-	350	-	-
Schley	120	-	-	-	-	-	-	-
Sumter	150	-	-	-	-	-	-	-
Talbot	150	-	-	-	200	-	-	-
Tattnall	-	350	-	-	-	-	-	-
Taylor	120	-	-	-	140	-	-	-
Telfair	-	310	-	-	-	-	-	-
Thomas	-	-	-	-	-	350	-	-
Tift	-	225	-	-	-	325	-	-
Toombs	-	365	-	-	-	345	-	-
Turner	-	250	-	-	-	-	-	-
Union	400	-	-	-	400	-	-	-
Warren	180	-	-	-	-	-	-	-
Washington	150	300	-	-	150	350	-	-
Wayne	150	320	-	-	-	275	-	-
Wheeler	-	-	-	-	-	-	8	-
White	220	-	-	-	220	-	-	-
Wilcox	-	300	-	-	-	350	-	-
GA Wtd. Avg.	137	352	275	12	147	374	8	15

Cucumbers	Fresh Yield Units: 1 1/9 Bu carton (55#)					Yield, 2008					
	Processing: Tons										
	Fall Harvest, Bareground, Dryland	Fall Harvest, Bareground, Irrigated	Fall Harvest, Plastic, Drip	Fall Harvest, Plastic, Other	Fall Harvest, Processing, Irrigated	Spring Harvest, Bareground, Dryland	Spring Harvest, Bareground, Irrigated	Spring Harvest, Plastic, Drip	Spring Harvest, Plastic, Other	Spring Harvest, Processing, Irrigated	
Bacon	100	200	-	-	-	-	-	-	-	-	-
Barrow	-	175	-	-	-	-	-	-	-	-	-
Berrien	-	-	-	-	-	-	-	-	-	-	2
Brooks	-	-	-	350	-	-	-	-	-	-	-
Candler	-	-	-	-	-	350	-	-	-	-	-
Catoosa	-	-	-	-	-	50	200	-	-	-	-
Chattooga	-	-	-	-	-	80	-	-	-	-	-
Colquitt	-	200	200	-	-	-	300	375	-	-	-
Cook	-	180	220	-	-	-	300	375	-	-	-
Crawford	-	-	-	-	-	-	350	-	-	-	-
Crisp	-	-	-	-	-	-	-	-	355	-	-
Decatur	-	-	-	-	-	-	150	-	-	-	-
Dodge	-	350	-	-	-	-	-	-	400	-	-
Echols	-	1,500	1,200	-	-	-	1,500	1,300	-	-	-
Elbert	-	-	300	-	-	-	-	-	-	-	-
Gordon	-	-	-	-	-	-	-	-	400	-	-
Hall	100	-	-	-	-	125	-	-	-	-	-
Hancock	100	100	-	-	-	100	100	-	-	-	-
Harris	-	-	-	-	-	-	500	-	-	-	-
Jasper	-	-	-	-	-	-	200	-	-	-	-
Jefferson	-	-	-	-	-	-	175	-	-	-	-
Lamar	-	-	-	-	-	100	-	-	-	-	-
Lowndes	-	-	675	-	-	-	-	675	-	-	-
Mitchell	-	-	-	275	-	-	-	-	-	-	-
Pulaski	-	-	-	-	-	-	250	-	-	-	-
Rabun	-	-	600	-	-	-	-	-	-	-	-
Seminole	-	-	-	-	-	-	-	750	-	-	-
Sumter	-	325	-	-	-	-	225	-	-	-	-
Tattnall	-	600	-	-	-	-	400	-	-	-	-
Taylor	-	-	-	-	-	-	-	400	-	-	-
Tift	-	-	500	-	-	-	-	750	-	-	-
Toombs	-	-	-	-	9	-	-	-	-	-	10
Union	300	-	-	-	-	-	-	-	-	-	-
Ware	-	-	400	-	-	-	-	500	-	-	-
Wayne	-	-	-	-	-	-	275	-	-	-	-
Worth	-	500	-	-	-	-	-	750	-	-	-
GA Wtd. Avg.	115	451	635	349	9	125	512	767	394	6	

Eggplant

Fresh Yield Units: 1 1/9 bu carton (33#)

Yield, 2008

	Fall Harvest, Bareground, Irrigated	Fall Harvest, Plastic, Drip	Spring Harvest, Bareground, Dryland	Spring Harvest, Bareground, Irrigated	Spring Harvest, Plastic, Drip
Brooks	-	-	-	1,500	-
Candler	-	-	-	1,200	-
Catoosa	-	-	-	300	-
Chattooga	-	-	40	-	-
Clinch	-	-	-	-	750
Colquitt	900	1,200	-	1,100	1,500
Cook	-	800	-	-	1,500
Crawford	-	-	-	1,500	-
Decatur	-	-	-	700	-
Echols	-	1,500	-	-	1,800
Grady	-	592	-	-	2,227
Hancock	-	-	50	-	-
Harris	-	-	-	1,500	-
Jasper	-	-	-	200	-
Lowndes	-	1,570	-	-	1,200
Montgomery	-	-	-	400	-
Newton	-	-	-	1,500	-
Rabun	-	900	-	-	-
Taylor	-	-	-	-	350
Tift	-	1,750	-	-	1,750
Ware	-	1,500	-	-	-
GA Wtd. Avg.	900	1,329	49	1,347	1,589

English Peas

Fresh Yield Units: 1 1/9 bu (30#)
 Processing: Tons

Yield, 2008

	Spring Harvest, Bareground, Dryland	Spring Harvest, Bareground, Irrigated	Spring Harvest, Processing, Irrigated
Cook	-	85	-
Decatur	-	-	1
Grady	-	92	-
Hancock	30	-	-
Marion	30	-	-
Mitchell	-	95	-
Seminole	-	-	1
Wheeler	-	330	-
GA Wtd. Avg.	30	97	1

Green Onions

Fresh Yield Units:
48 bunches/cartons (13#)

Yield, 2008

	Fall Harvest, Bareground, Dryland	Fall Harvest, Bareground, Irrigated	Spring Harvest, Bareground, Irrigated
Hancock	35	-	-
Harris	-	725	-
Pulaski	-	-	750
Rockdale	-	-	750
Tattnall	-	-	750
Wilcox	-	-	750
GA Wtd. Avg.	35	725	750

Hot Peppers

Fresh Yield Units: 1/2 - 5/9 Bu crate (15#)

Yield, 2008

	Fall Harvest, Bareground, Dryland	Fall Harvest, Bareground, Irrigated	Fall Harvest, Plastic, Drip	Spring Harvest, Bareground, Dryland	Spring Harvest, Bareground, Irrigated	Spring Harvest, Plastic, Drip
Appling	-	-	-	-	300	-
Brooks	-	-	-	-	-	750
Colquitt	-	-	250	-	-	350
Cook	-	-	-	-	-	350
Crawford	-	-	-	-	750	1,300
Echols	-	-	1,700	-	-	1,800
Grady	-	-	973	-	-	1,350
Hall	325	500	-	-	750	-
Hancock	-	-	-	175	-	-
Jasper	-	300	-	-	300	-
Jefferson	-	-	-	27	-	-
Lowndes	-	-	1,200	-	-	1,700
Macon	-	-	450	-	-	1,000
Newton	-	-	-	-	500	-
Rabun	-	-	500	-	-	-
Sumter	-	-	-	-	700	-
Tattnall	-	500	-	-	750	-
Thomas	-	-	1,150	-	-	1,450
Tift	-	-	1,000	-	-	1,300
Union	1,500	-	-	-	-	-
Ware	-	-	-	-	-	550
GA Wtd. Avg.	1,304	450	729	174	540	781

Irish Potatoes

Fresh Yield Units: Bag (50#)
Processing: Tons

Yield, 2008

	Spring Harvest, Bareground, Dryland	Spring Harvest, Bareground, Irrigated	Spring Harvest, Processing, Irrigated
Appling	-	300	-
Chattooga	350	-	-
Coffee	-	400	-
Crawford	-	300	-
Decatur	-	280	-
Dooly	-	-	7
Fannin	340	-	-
Hancock	50	-	-
Harris	-	350	-
Newton	-	350	-
Oconee	-	350	-
Paulding	1,250	-	-
Pickens	100	-	-
Pulaski	-	335	-
Rabun	-	400	-
Rockdale	-	350	-
Seminole	-	-	6
Tattnell	-	350	-
Union	1,500	-	-
Wayne	-	250	-
GA Wtd. Avg.	275	336	6

	Kale						Fresh Yield Units: 25# carton	
	Fall Harvest, Bareground, Dryland	Fall Harvest, Bareground, Irrigated	Fall Harvest, Processing, Irrigated	Spring Harvest, Bareground, Dryland	Spring Harvest, Bareground, Irrigated	Spring Harvest, Processing, Irrigated	Processing: Tons	
Brooks	-	-	-	-	300	-		
Colquitt	-	300	12	-	300	12		
Grady	-	290	-	-	300	-		
Hancock	15	-	-	-	-	-		
Macon	-	-	10	-	-	-		
Newton	-	400	-	-	-	-		
Thomas	-	-	-	-	320	-		
Tift	-	400	-	-	300	-		
Toombs	-	295	-	-	-	-		
White	190	-	-	190	-	-		
GA Wtd. Avg.	73	341	11	190	301	12		

Yield, 2008

Lettuce		Fresh Yield Units: 50# carton			
	Fall Harvest, Bareground, Dryland	Fall Harvest, Bareground, Irrigated	Fall Harvest, Plastic, Drip	Spring Harvest, Bareground, Dryland	Spring Harvest, Bareground, Irrigated
Baker	-	50	-	-	-
Chattooga	-	-	-	500	-
Coweta	400	-	-	-	-
Elbert	-	-	300	-	-
Hancock	150	-	-	100	-
Hart	-	133	-	-	133
Jasper	-	550	-	-	550
Newton	-	-	-	-	400
Pickens	-	-	-	45	-
Pulaski	-	400	-	-	400
GA Wtd. Avg.	158	204	300	132	460

Yield, 2008

Lima Beans

Fresh Yield Units: 30# Bu
Processing: Pounds

Yield, 2008

	Fall Harvest, Bareground, Dryland	Fall Harvest, Bareground, Irrigated	Spring Harvest, Bareground, Dryland	Spring Harvest, Bareground, Irrigated
Bulloch	-	125	-	-
Burke	50	-	75	-
Candler	-	-	-	100
Coffee	-	-	-	125
Crisp	-	120	-	125
Decatur	-	-	-	100
Gordon	-	-	-	50
Grady	-	-	-	105
Hall	-	-	100	-
Jefferson	-	-	55	-
Lamar	-	-	75	-
Laurens	7	-	-	-
Long	-	-	-	125
Lowndes	-	125	-	150
Pulaski	-	-	-	135
Tattnall	-	-	-	130
Thomas	-	130	-	120
Tift	-	125	-	135
Turner	-	-	-	175
Warren	-	-	40	-
Washington	60	-	50	-
Wayne	-	-	100	140
Wheeler	-	-	250	-
Wilcox	-	400	-	-
Worth	-	-	-	130
GA Wtd. Avg.	42	128	70	118

	Mustard					
	Fresh Yield Units: 25# Carton Processing: Tons					
	Fall Harvest, Bareground, Dryland	Fall Harvest, Bareground, Irrigated	Fall Harvest, Processing, Irrigated	Spring Harvest, Bareground, Dryland	Spring Harvest, Bareground, Irrigated	Spring Harvest, Processing, Irrigated
Atkinson	-	400	-	-	-	-
Bacon	-	-	-	100	350	-
Brooks	-	-	-	-	350	-
Bulloch	-	-	-	210	-	-
Candler	-	-	-	-	360	-
Colquitt	-	350	12	-	350	12
Crawford	-	400	-	-	-	-
Grady	-	260	-	-	260	-
Irwin	-	-	-	-	400	-
Jeff Davis	-	400	-	-	-	-
Long	120	200	-	-	-	-
Lowndes	-	350	-	-	400	-
Mitchell	-	350	-	-	350	-
Tattnall	-	400	-	-	-	-
Thomas	-	-	-	-	360	-
Tift	-	400	-	-	350	-
Union	400	-	-	-	-	-
Wayne	120	300	-	200	250	-
Wheeler	-	460	-	-	460	-
White	125	-	-	125	-	-
Wilcox	100	400	-	-	350	-
GA Wtd. Avg.	134	370	12	144	350	12

Yield, 2008

	Okra			
	Fresh Yield Units: 1/2 Bu (15#)			
	Fall Harvest, Bareground, Dryland	Fall Harvest, Bareground, Irrigated	Spring Harvest, Bareground, Dryland	Spring Harvest, Bareground, Irrigated
Barrow	100	-	-	-
Ben Hill	-	-	-	350
Bulloch	-	275	-	-
Candler	-	-	-	350
Catoosa	-	-	-	200
Charlton	-	-	100	-
Chattooga	-	-	90	-
Coweta	-	-	100	-
Crawford	-	-	-	350
Decatur	-	250	-	-
Dooly	-	-	-	100
Dougherty	-	-	-	100
Floyd	-	-	-	185
Grady	-	-	-	140
Habersham	-	275	-	-
Hall	200	-	-	-
Hancock	175	-	100	-
Harris	-	-	-	350
Irwin	-	-	-	275
Jefferson	-	-	18	-
Johnson	-	-	70	-
Lamar	-	-	100	-
Lowndes	-	-	-	375
Macon	-	-	-	200
Madison	173	-	100	-
Mitchell	-	-	-	335
Paulding	-	-	100	-
Pickens	-	-	125	-
Pike	-	-	100	-
Pulaski	-	-	-	350
Rabun	-	400	-	-
Rockdale	-	-	-	350
Schley	-	-	15	-
Screven	-	-	100	-
Seminole	-	-	-	350
Sumter	-	-	75	-
Tattnall	-	-	-	250
Taylor	-	-	150	-
Thomas	-	310	-	380
Tift	-	-	-	350
Turner	-	-	-	400
Union	100	-	-	-
Walker	140	-	-	-
Warren	-	-	65	-
Washington	350	-	260	-
Wayne	-	250	175	275
Wheeler	-	-	380	-
White	-	-	100	-
Wilcox	-	-	-	300
Worth	-	-	-	350
GA Wtd. Avg.	169	287	105	276

Onions		
	Spring Harvest, Bareground, Dryland	Spring Harvest, Bareground, Irrigated
Bulloch	-	26,000
Candler	24,000	26,000
Coffee	-	17,500
Emanuel	-	24,000
Evans	-	36,000
Irwin	-	17,500
Laurens	-	15,000
Long	-	25,000
Montgomery	-	21,020
Pulaski	-	12,000
Screven	-	17,500
Seminole	-	22,000
Tattnall	-	32,000
Toombs	-	32,000
Treutlen	-	24,000
Wayne	-	28,000
GA Wtd. Avg.	24,000	30,965

Pole Beans

Fresh Yield Units: 30# Bu

Yield, 2008

	Fall Harvest, Bareground, Dryland	Fall Harvest, Bareground, Irrigated	Spring Harvest, Bareground, Dryland	Spring Harvest, Bareground, Irrigated
Bacon	-	-	-	250
Bulloch	-	240	-	228
Catoosa	-	-	-	175
Chattooga	-	-	150	-
Colquitt	-	45	-	45
Coweta	180	-	-	-
Fannin	-	-	185	-
Gordon	-	160	-	-
Grady	-	210	-	275
Habersham	180	-	-	-
Hall	-	-	200	-
Hancock	75	-	100	-
Pickens	-	-	50	-
Richmond	-	-	-	250
Rockdale	-	-	-	250
Thomas	-	-	-	275
Tift	-	-	-	250
Union	200	-	-	-
Warren	-	-	120	-
White	-	-	140	-
GA Wtd. Avg.	140	178	87	241

Pumpkin Fresh Yield Units: pounds				
	Fall Harvest, Bareground, Dryland	Fall Harvest, Bareground, Irrigated	Fall Harvest, Plastic, Drip	U-Pick
Bacon	30,000	-	-	-
Carroll	15,000	-	-	-
Catoosa	1,200	-	-	-
Chattooga	3,000	-	-	-
Cherokee	-	-	-	15,000
Coweta	30,000	-	-	30,000
Dade	30,000	-	50,000	-
Dawson	45,000	-	-	-
Elbert	-	-	50,000	-
Fannin	25,000	-	-	-
Gordon	-	-	1,000	-
Habersham	30,000	-	-	-
Hall	30,000	50,000	50,000	-
Hart	13,000	-	-	-
Lamar	25,000	-	-	-
Madison	-	-	-	29,000
Mitchell	-	-	-	18,000
Oconee	-	50,000	-	-
Pickens	1,500	-	3,500	-
Rabun	-	40,000	-	-
Schley	150	-	-	-
Seminole	-	25,000	-	-
Sumter	-	-	-	10,000
Tattnall	-	50,000	-	-
Terrell	30,000	40,000	-	-
Towns	2,000	-	-	-
Union	22,500	-	-	-
Walker	25,000	-	-	-
Walton	-	30,000	-	-
Warren	2,000	-	-	-
Wheeler	-	8,900	-	-
White	10,000	-	-	-
GA Wtd. Avg.	27,497	39,801	34,674	17,667

Snap Beans Fresh Yield Units: 30# Bu Processing: Tons **Yield, 2008**

	Fall Harvest, Bareground, Dryland	Fall Harvest, Bareground, Irrigated	Fall Harvest, Processing, Irrigated	Spring Harvest, Bareground, Dryland	Spring Harvest, Bareground, Irrigated	Spring Harvest, Processing, Irrigated
Bacon	-	150	-	-	-	-
Barrow	100	-	-	-	-	-
Ben Hill	-	-	-	-	175	-
Berrien	-	80	-	-	-	-
Brooks	-	-	-	-	175	-
Bulloch	-	198	-	-	170	-
Chattooga	-	-	-	100	-	-
Colquitt	-	100	-	-	150	-
Cook	-	-	-	-	150	-
Coweta	125	-	-	125	-	-
Crisp	-	-	-	-	180	-
Decatur	-	100	-	-	270	-
Dodge	-	-	-	-	225	-
Dooly	-	-	-	-	150	-
Echols	-	200	-	-	225	-
Evans	-	-	-	-	130	-
Floyd	-	-	-	-	110	-
Hall	-	-	-	150	-	-
Houston	-	-	3	-	-	3
Irwin	-	-	-	-	175	-
Lee	-	195	-	-	195	-
Long	-	-	-	-	200	-
Lumpkin	-	-	-	130	-	-
Macon	-	-	3	-	-	3
Mitchell	-	-	-	-	-	3
Montgomery	-	-	-	-	75	-
Paulding	-	-	-	60	-	-
Pickens	-	-	-	150	-	-
Pike	-	-	-	125	-	-
Pulaski	-	-	-	-	140	-
Rabun	-	200	-	-	-	-
Richmond	-	-	-	-	130	-
Schley	-	-	-	160	-	-
Seminole	-	-	-	-	-	4
Sumter	-	145	-	-	155	-
Tattnell	-	-	-	-	175	-
Thomas	-	160	-	-	185	-
Tift	-	140	-	-	175	5
Toombs	-	132	-	-	-	-
Turner	-	-	-	-	190	-
Union	150	-	-	-	-	-
Walker	-	-	-	120	-	-
Warren	-	-	-	90	-	-
Wayne	110	250	-	160	280	-
Webster	-	60	-	-	130	-
Wheeler	-	265	-	-	285	-
Wilcox	-	150	-	-	175	-
Worth	-	150	-	-	175	-
GA Wtd. Avg.	129	145	3	121	181	4

Southern Peas

Fresh Yield Units: 25# Bu
Processing: Pounds

Yield, 2008

	Fall Harvest, Bareground, Dryland	Fall Harvest, Bareground, Irrigated	Fall Harvest, Processing, Irrigated	Spring Harvest, Bareground, Dryland	Spring Harvest, Bareground, Irrigated	Spring Harvest, Processing, Irrigated
Appling	-	-	-	-	100	-
Atkinson	-	130	-	-	-	-
Bacon	80	-	-	90	-	-
Barrow	75	-	-	-	-	-
Ben Hill	-	-	-	-	130	-
Bleckley	-	-	-	-	130	-
Brooks	-	-	-	-	130	-
Bulloch	-	133	-	-	-	-
Burke	80	-	-	90	-	-
Catoosa	-	90	-	-	-	-
Charlton	75	-	-	65	-	-
Chattooga	-	-	-	80	-	-
Coffee	-	-	-	-	130	-
Colquitt	-	-	1,700	-	-	1,700
Cook	-	-	-	-	90	-
Crawford	-	-	-	-	120	-
Crisp	-	80	-	-	100	-
Decatur	-	100	-	-	100	-
Dodge	-	-	-	-	150	-
Dooly	-	-	-	-	100	-
Emanuel	130	-	-	-	-	-
Evans	-	-	-	-	130	-
Fannin	-	-	-	85	-	-
Floyd	-	-	-	-	110	-
Gordon	-	100	-	-	-	-
Grady	-	-	-	-	120	-
Greene	65	-	-	-	-	-
Hancock	30	-	-	40	-	-
Houston	-	-	-	90	-	-
Irwin	-	-	-	-	130	-
Jefferson	-	-	-	80	130	-
Johnson	-	-	-	40	-	-
Lamar	80	-	-	90	-	-
Laurens	-	-	-	50	-	-
Lee	-	-	-	30	-	-
Long	-	-	-	90	130	-
Lowndes	-	100	-	-	125	-
Madison	-	-	-	90	-	-
Marion	-	-	-	40	-	-
Mitchell	-	137	-	-	155	-
Oconee	-	-	-	80	-	-
Paulding	-	-	-	50	-	-
Peach	100	-	-	80	-	-
Pierce	70	-	-	-	-	-
Pike	-	-	-	90	-	-
Pulaski	-	-	-	-	135	-
Schley	-	-	-	70	-	-
Screven	-	-	-	80	-	-
Seminole	-	-	-	-	-	1,200
Talbot	-	-	-	50	-	-
Tattnall	-	130	-	-	130	-
Taylor	-	-	-	60	-	-
Telfair	-	-	-	-	100	-
Thomas	-	135	-	-	140	-
Tift	-	-	-	-	130	-
Turner	-	-	-	-	150	-
Twiggs	50	-	-	65	-	-
Union	150	-	-	-	-	-
Ware	-	-	-	-	120	-
Warren	-	-	-	60	-	-
Washington	50	-	-	75	-	-
Wayne	75	135	-	80	150	-
Wheeler	-	-	-	-	325	-
Wilcox	-	130	-	-	130	-
Worth	-	130	-	-	130	-
GA Wtd. Avg.	71	111	1,700	61	130	1,541

	Spinach			
	Fresh Yield Units: 25# Carton Processing: Tons			
	Fall Harvest, Bareground, Dryland	Fall Harvest, Bareground, Irrigated	Spring Harvest, Bareground, Irrigated	Spring Harvest, Processing, Irrigated
Clarke	-	-	315	-
Colquitt	-	-	-	10
Hancock	23	-	-	-
Tift	-	650	-	-
GA Wtd. Avg.	23	650	315	10

Yield, 2008

Sweet Corn

Fresh Yield Units: 42# Carton

Yield, 2008

	Fall Harvest, Bareground, Dryland	Fall Harvest, Bareground, Irrigated	Spring Harvest, Bareground, Dryland	Spring Harvest, Bareground, Irrigated	U-Pick
Appling	-	-	-	300	-
Atkinson	-	-	-	-	350
Baldwin	-	-	-	-	175
Banks	80	-	-	-	-
Barrow	200	-	-	-	-
Ben Hill	-	-	-	350	-
Bulloch	220	330	-	-	-
Camden	-	-	-	222	-
Candler	-	-	-	400	-
Catoosa	-	-	50	100	-
Charlton	-	-	125	-	-
Chattooga	120	-	175	-	-
Clayton	-	-	-	-	70
Coffee	-	-	-	300	-
Colquitt	-	-	-	425	-
Coweta	130	-	-	-	-
Crawford	-	-	-	350	-
Dawson	250	-	-	-	-
Decatur	-	200	-	400	-
Dodge	-	250	-	275	-
Dougherty	-	-	-	100	-
Echols	-	-	-	350	-
Fannin	-	-	175	-	-
Fayette	-	300	-	300	-
Gilmer	130	-	-	-	-
Glascocock	-	-	100	-	-
Gordon	-	200	-	-	-
Grady	-	-	-	400	-
Greene	130	-	-	-	-
Hall	-	275	175	-	-
Hancock	20	-	25	-	-
Haralson	50	-	-	-	-
Harris	-	-	170	350	-
Hart	-	-	175	290	-
Irwin	-	-	-	250	-
Jasper	150	-	-	-	-
Jefferson	-	-	-	275	-
Johnson	-	-	60	-	-
Lamar	130	-	175	-	-
Laurens	25	75	-	-	-
Long	-	-	110	200	-
Lumpkin	250	-	-	-	-
Macon	-	-	-	350	-
Madison	-	-	-	-	400
Marion	-	-	35	-	-
Meriwether	85	-	-	-	-
Miller	-	-	-	400	-
Mitchell	-	250	-	425	-
Murray	-	-	-	300	-
Paulding	-	-	130	-	-
Pickens	-	-	100	-	-
Pierce	-	-	120	-	-
Pike	-	-	175	-	-
Polk	250	-	-	-	-
Pulaski	-	-	-	350	-
Putnam	-	-	-	290	-
Rabun	-	300	-	-	-
Richmond	-	250	-	350	-
Rockdale	-	-	-	225	-
Schley	-	-	20	-	-
Screven	-	-	-	75	350

Sweet Corn

Fresh Yield Units: 42# Carton

Yield, 2008

	Fall Harvest, Bareground, Dryland	Fall Harvest, Bareground, Irrigated	Spring Harvest, Bareground, Dryland	Spring Harvest, Bareground, Irrigated	U-Pick
Sumter	100	250	-	-	-
Talbot	200	-	-	-	-
Tattnall	-	-	-	350	-
Terrell	-	200	-	250	-
Thomas	-	-	-	350	-
Tift	-	-	-	375	-
Toombs	-	-	-	375	-
Towns	120	-	120	-	-
Troup	-	-	75	-	-
Turner	-	-	-	200	-
Union	550	-	-	-	-
Walker	130	-	-	-	-
Walton	-	-	-	100	-
Warren	-	-	80	-	-
Washington	-	-	180	-	-
Wayne	-	-	180	300	312
Wheeler	-	-	-	355	-
White	-	-	185	-	-
Wilcox	-	-	-	350	-
Wilkinson	-	-	90	-	-
Worth	-	300	-	425	-
GA Wtd. Avg.	164	243	117	401	194

Sweet Potatoes

Fresh Yield Units: 40# Carton
Processing: Tons

Yield, 2008

	Fall Harvest, Bareground, Dryland	Fall Harvest, Bareground, Irrigated	Fall Harvest, Plastic, Drip
Bacon	425	-	-
Ben Hill	275	-	-
Burke	275	-	-
Candler	-	420	-
Carroll	10	-	-
Chattooga	250	-	-
Coffee	-	425	-
Colquitt	-	250	-
Coweta	275	-	-
Decatur	-	325	-
Evans	-	560	-
Fayette	-	200	260
Hall	275	-	-
Hancock	50	-	-
Irwin	-	425	-
Jefferson	150	-	-
Laurens	100	-	-
Long	-	400	-
Macon	-	400	-
McDuffie	250	-	-
Pulaski	-	375	-
Schley	-	30	-
Tattall	-	425	-
Tift	-	400	-
Toombs	-	300	-
Troup	35	-	-
Twiggs	200	-	-
Warren	150	-	-
Washington	250	-	-
Wayne	270	400	-
Wheeler	-	635	-
GA Wtd. Avg.	143	366	260

Tomato Fresh Yield Units: 25# cartons Processing: Tons **Yield, 2008**

	Fall Harvest, Bareground, Dryland	Fall Harvest, Bareground, Irrigated	Fall Harvest, Plastic, Drip	Spring Harvest, Bareground, Dryland	Spring Harvest, Bareground, Irrigated	Spring Harvest, Plastic, Drip	Spring Harvest, Plastic, Other
Appling	-	-	-	-	1,000	-	-
Atkinson	-	-	-	-	-	1,600	-
Baldwin	-	-	-	300	-	-	-
Barrow	54	-	-	-	-	-	-
Ben Hill	-	-	-	-	1,000	-	-
Brooks	-	-	-	-	-	1,200	-
Bulloch	-	720	-	-	-	-	-
Burke	250	-	-	250	-	400	-
Candler	-	-	-	-	600	-	-
Catoosa	-	-	-	-	-	500	-
Chattooga	300	-	-	200	-	-	-
Clarke	-	100	-	-	-	-	-
Coffee	-	-	-	-	-	1,600	-
Colquitt	-	-	600	-	-	600	-
Coweta	-	-	-	300	-	-	-
Crawford	-	-	1,600	-	-	1,600	-
Crisp	-	-	-	-	-	800	-
Dade	-	-	-	300	-	-	-
Decatur	-	-	1,300	-	-	1,300	-
Echols	-	-	2,000	-	-	2,050	-
Fayette	-	-	1,800	-	-	1,600	-
Floyd	-	-	-	-	-	900	-
Gilmer	350	-	1,600	-	-	-	-
Gordon	-	-	-	-	-	1,120	-
Grady	-	-	328	-	-	976	-
Greene	250	-	-	-	-	-	-
Hall	-	725	1,500	350	1,000	1,600	-
Hancock	50	-	-	50	-	-	-
Haralson	46	-	-	-	-	-	-
Harris	-	-	-	250	1,500	-	-
Hart	-	-	-	-	300	-	-
Houston	-	100	-	-	200	-	-
Irwin	-	-	-	-	700	-	-
Jasper	-	550	-	-	450	-	-
Jefferson	-	-	-	-	470	-	-
Lamar	-	-	-	250	-	-	-
Long	-	-	-	100	400	-	-
Lowndes	-	-	-	-	-	1,450	-
Lumpkin	700	-	-	350	-	-	-
Macon	-	500	-	-	850	-	-
Marion	-	-	-	-	500	-	-
Mitchell	-	-	-	-	-	1,000	-
Newton	-	-	-	-	700	-	-
Oconee	-	-	-	-	700	-	-
Pickens	-	-	-	200	150	200	-
Pierce	400	-	-	-	-	-	-
Pike	-	-	-	300	-	-	-
Pulaski	-	-	-	-	1,100	-	-
Rabun	-	-	2,700	-	-	-	-
Richmond	-	700	-	-	1,000	-	-
Rockdale	-	-	-	-	1,000	-	-
Schley	-	-	-	-	350	-	-
Screven	-	-	-	-	1,000	-	-
Seminole	-	-	-	-	-	1,600	-
Talbot	-	-	-	950	-	-	-
Tattnall	-	-	-	-	1,000	-	-
Taylor	-	-	-	-	-	400	-
Telfair	-	-	-	-	-	1,500	-
Tift	-	-	1,500	-	-	1,700	-

	Fresh Yield Units: 25# cartons						Yield, 2008
	Processing: Tons						
	Fall Harvest, Bareground, Dryland	Fall Harvest, Bareground, Irrigated	Fall Harvest, Plastic, Drip	Spring Harvest, Bareground, Dryland	Spring Harvest, Bareground, Irrigated	Spring Harvest, Plastic, Drip	Spring Harvest, Plastic, Other
Troup	-	-	-	50	-	-	-
Turner	-	-	-	-	-	500	-
Union	600	-	-	-	-	-	-
Walker	-	-	-	200	-	1,000	-
Walton	-	-	-	-	300	-	-
Ware	-	-	1,400	-	-	-	-
Washington	-	900	-	-	1,000	-	-
Wayne	-	-	-	350	1,000	600	-
Wheeler	-	875	-	-	1,200	-	-
White	-	-	-	140	-	-	-
Wilcox	-	-	-	-	-	-	800
Worth	-	-	-	-	1,000	-	-
GA Wtd. Avg.	228	515	1,259	179	908	1,263	800

	Fresh Yield Units: 25# Carton					
	Processing: Tons					
	Fall Harvest, Bareground, Dryland	Fall Harvest, Bareground, Irrigated	Fall Harvest, Processing, Irrigated	Spring Harvest, Bareground, Dryland	Spring Harvest, Bareground, Irrigated	Spring Harvest, Processing, Irrigated
Atkinson	-	300	-	-	-	-
Barrow	25	-	-	-	-	-
Ben Hill	-	300	-	-	340	-
Brooks	-	-	-	-	350	-
Bulloch	80	300	-	150	335	-
Burke	75	-	-	-	-	-
Camden	-	45	-	-	-	-
Candler	-	-	-	-	300	-
Catoosa	40	100	-	-	-	-
Charlton	50	-	-	-	-	-
Chattooga	-	-	-	100	-	-
Coffee	-	240	-	-	-	-
Colquitt	-	350	12	-	350	12
Crawford	-	300	-	-	-	-
Dodge	-	150	-	-	-	-
Fayette	-	320	-	-	-	-
Grady	-	260	-	-	260	-
Greene	70	-	-	-	-	-
Habersham	-	-	-	75	-	-
Hancock	50	-	-	40	-	-
Haralson	300	-	-	-	-	-
Irwin	-	-	-	-	340	-
Lamar	70	-	-	75	-	-
Long	300	350	-	-	-	-
Lowndes	-	250	-	-	-	-
Macon	-	-	12	-	-	10
Madison	-	300	-	75	-	-
Mitchell	-	295	-	-	305	-
Paulding	-	-	-	70	-	-
Peach	100	-	-	75	-	-
Pike	75	-	-	75	-	-
Pulaski	-	300	-	-	350	-
Richmond	-	340	-	-	300	-
Rockdale	-	-	-	-	100	-
Schley	-	100	-	-	-	-
Tattall	-	300	-	-	340	-
Taylor	70	200	-	55	250	-
Thomas	-	-	-	-	340	-
Tift	-	300	-	-	320	-
Toombs	-	290	-	-	325	-
Union	300	-	-	300	-	-
Warren	330	-	-	-	-	-
Washington	-	275	-	-	300	-
Wayne	250	350	-	-	300	-
Wheeler	-	-	-	-	400	-
White	100	-	-	100	-	-
Wilcox	-	-	-	-	340	-
Worth	75	300	-	75	340	-
GA Wtd. Avg.	102	310	12	70	330	11

Turnip Roots

Fresh Yield Units: 50# Bu
Processing: Tons

Yield, 2008

	Fall Harvest, Bareground, Dryland	Fall Harvest, Bareground, Irrigated	Fall Harvest, Processing, Irrigated	Spring Harvest, Bareground, Irrigated
Bulloch	275	-	-	255
Candler	-	-	-	300
Colquitt	-	225	-	225
Crawford	-	270	-	-
Irwin	-	-	-	340
Macon	-	-	13	-
Mitchell	-	-	-	165
Tattnall	-	270	-	-
Union	50	-	-	-
GA Wtd. Avg.	118	234	13	232

	Watermelon						Fresh Yield Units: cwt		Yield, 2008	
	Fall Harvest, Bareground, Dryland	Fall Harvest, Bareground, Irrigated	Fall Harvest, Plastic, Drip	Spring Harvest, Bareground, Dryland	Spring Harvest, Bareground, Irrigated	Spring Harvest, Plastic, Drip	Spring Harvest, Plastic, Other			
Appling	-	-	-	-	400	-	-	-	-	
Baker	-	100	-	-	-	-	-	-	-	
Baldwin	-	-	-	230	-	-	-	-	-	
Barrow	15	-	-	-	-	-	-	-	-	
Berrien	-	-	-	-	413	700	-	-	-	
Brantley	-	-	-	100	-	-	-	-	-	
Brooks	-	-	-	-	450	-	-	-	-	
Bulloch	-	-	-	-	345	-	-	350	-	
Burke	125	-	-	230	-	-	-	-	-	
Carroll	280	-	-	-	-	-	-	-	-	
Catoosa	50	-	-	-	-	-	-	-	-	
Chattooga	-	-	-	150	-	-	-	-	-	
Coffee	-	-	-	-	-	900	-	-	-	
Colquitt	-	-	-	-	400	400	-	-	-	
Cook	-	-	-	-	-	-	-	450	-	
Coweta	-	-	-	230	-	-	-	-	-	
Crawford	-	-	-	-	650	-	-	-	-	
Crisp	-	-	-	-	-	600	450	-	-	
Dade	125	-	300	-	-	-	-	-	-	
Decatur	-	-	250	-	-	-	-	600	-	
Dodge	-	-	-	-	400	-	-	500	-	
Dooly	-	-	-	-	-	-	-	500	-	
Effingham	-	-	-	-	-	900	-	-	-	
Elbert	-	-	300	-	-	-	-	-	-	
Emanuel	-	-	-	155	-	-	-	-	-	
Evans	-	-	-	-	-	400	350	-	-	
Fannin	-	-	-	180	-	-	-	-	-	
Floyd	-	-	-	-	-	284	-	-	-	
Gordon	100	-	-	-	-	-	-	-	-	
Hall	-	-	-	230	650	900	-	-	-	
Hancock	125	-	-	150	-	-	-	-	-	
Harris	125	-	-	-	-	-	-	-	-	
Hart	125	-	-	-	-	-	-	-	-	
Irwin	-	-	-	-	650	-	-	800	-	
Jasper	20	-	-	-	-	-	-	-	-	
Jeff Davis	-	300	-	-	-	-	-	-	-	
Jefferson	-	-	-	-	435	-	-	-	-	
Johnson	-	-	-	70	-	-	-	-	-	
Lamar	-	-	-	200	-	-	-	-	-	
Lanier	-	-	-	300	-	-	-	-	-	
Laurens	-	-	-	-	-	500	-	-	-	
Lee	-	-	-	-	400	-	-	-	-	
Long	-	-	-	200	600	-	-	-	-	
Lumpkin	125	-	-	-	-	-	-	-	-	
Macon	-	60	-	-	-	-	-	-	-	
Madison	125	-	-	-	-	-	-	-	-	
Marion	-	-	-	120	-	-	-	250	-	
McDuffie	-	400	-	-	-	-	-	-	-	
Mitchell	-	-	-	-	-	-	-	335	-	
Montgomery	-	-	-	-	320	-	-	-	-	
Newton	-	-	-	-	300	-	-	-	-	
Pickens	-	-	-	-	-	500	-	-	-	
Pierce	125	-	-	-	-	-	-	-	-	
Pulaski	-	-	-	230	600	750	700	-	-	
Richmond	-	300	-	-	650	-	-	-	-	
Schley	-	-	-	300	-	-	-	-	-	
Screven	-	-	-	-	650	-	-	-	-	
Seminole	-	-	-	-	600	799	-	-	-	
Sumter	-	295	-	-	-	-	-	-	-	

	Watermelon						Fresh Yield Units: cwt		Yield, 2008	
	Fall Harvest, Bareground, Dryland	Fall Harvest, Bareground, Irrigated	Fall Harvest, Plastic, Drip	Spring Harvest, Bareground, Dryland	Spring Harvest, Bareground, Irrigated	Spring Harvest, Plastic, Drip	Spring Harvest, Plastic, Other			
Tattnall	-	-	-	-	650	-	900			
Taylor	-	-	-	125	350	-	-			
Telfair	-	-	-	-	-	350	-			
Terrell	-	200	-	-	500	-	-			
Thomas	-	-	-	-	490	-	-			
Tift	-	-	200	-	550	650	600			
Toombs	-	-	-	-	-	500	-			
Turner	-	-	-	-	450	-	500			
Union	350	-	-	-	-	-	-			
Walker	225	-	-	-	-	-	-			
Walton	-	-	-	-	100	-	-			
Ware	-	-	-	230	-	-	-			
Warren	-	-	-	210	-	-	-			
Washington	-	-	-	150	-	-	-			
Wayne	-	-	-	230	425	400	-			
Wheeler	-	-	-	-	355	-	480			
White	200	-	-	-	-	-	-			
Wilcox	-	-	-	-	400	650	600			
Worth	-	-	-	-	650	900	-			
GA Wtd. Avg.	139	261	245	174	476	606	521			

Winter Squash

Fresh Yield Units: 1 1/9 Bu (50#)

Yield, 2008

	Fall Harvest, Bareground, Dryland	Fall Harvest, Bareground, Irrigated	Fall Harvest, Plastic, Drip	Spring Harvest, Bareground, Dryland	Spring Harvest, Bareground, Irrigated	Spring Harvest, Plastic, Drip
Berrien	-	-	-	-	200	-
Brooks	-	-	-	-	-	450
Chattooga	100	-	-	-	-	-
Colquitt	-	-	-	-	250	-
Grady	-	-	218	-	-	608
Hancock	-	-	-	35	-	-
Jasper	-	500	-	-	500	-
Lowndes	-	-	-	-	-	450
Tift	-	-	300	-	-	600
Treutlen	-	100	-	-	-	-
Worth	-	200	-	-	-	-
GA Wtd. Avg.	100	204	272	35	248	525

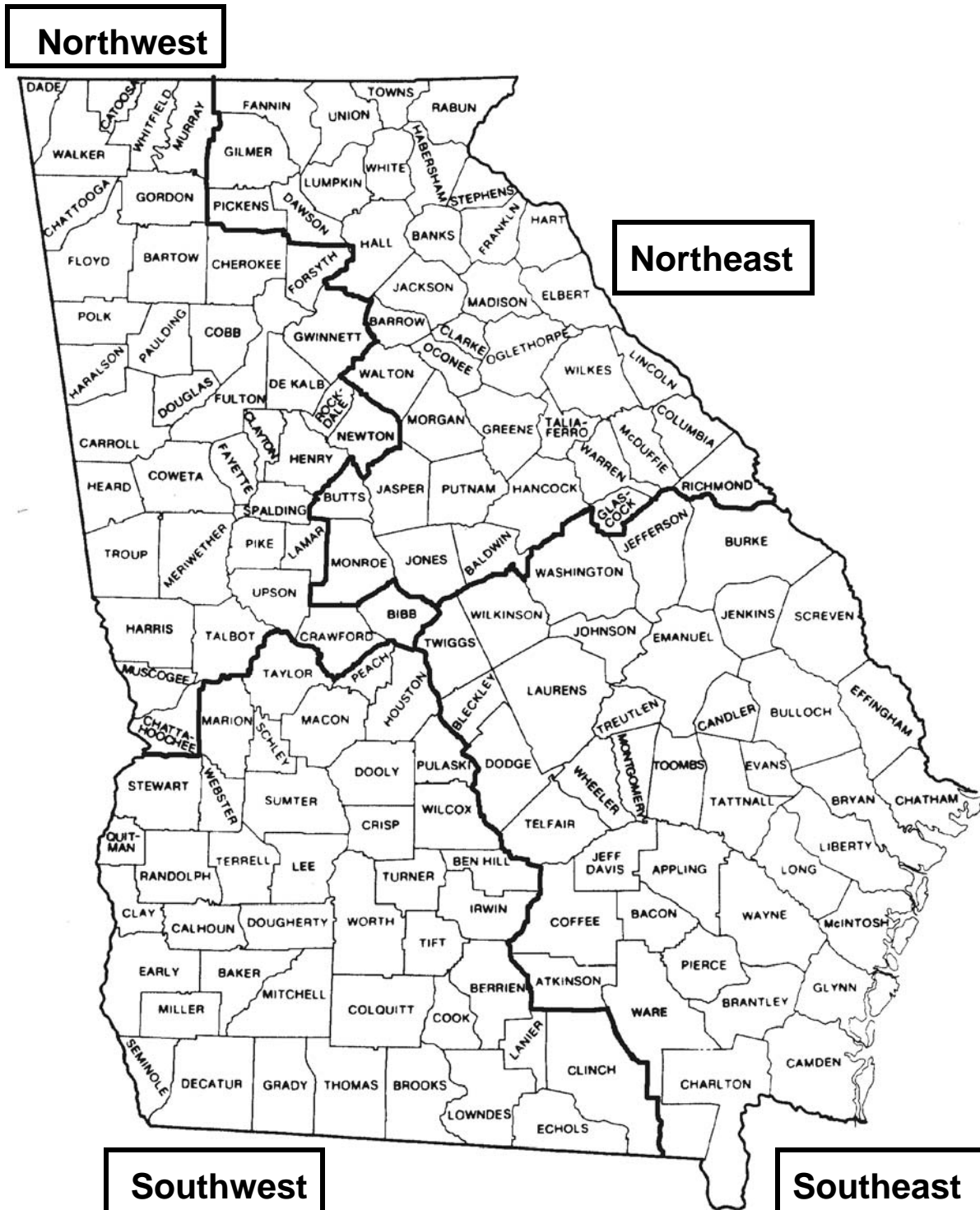
Yellow Squash Fresh Yield Units: 3/4 Bu crate (30#) Processing: Pounds **Yield, 2008**

	Fall Harvest, Bareground, Dryland	Fall Harvest, Bareground, Irrigated	Fall Harvest, Plastic, Drip	Fall Harvest, Processing, Irrigated	Spring Harvest, Bareground, Dryland	Spring Harvest, Bareground, Irrigated	Spring Harvest, Plastic, Drip	Spring Harvest, Plastic, Other	Spring Harvest, Processing, Irrigated
Appling	-	-	-	-	-	300	-	-	-
Atkinson	-	-	-	-	-	540	900	-	-
Berrien	-	-	-	-	-	190	-	-	-
Brooks	-	-	-	-	-	350	-	-	-
Bulloch	-	-	-	-	-	300	-	-	-
Candler	-	-	-	-	-	300	-	-	-
Catoosa	-	-	-	-	-	150	-	-	-
Charlton	-	-	-	-	100	-	-	-	-
Chattooga	40	-	-	-	120	-	-	-	-
Clinch	-	-	-	-	-	-	1,000	-	-
Coffee	-	-	-	-	-	300	-	-	-
Colquitt	-	200	200	-	-	300	400	-	-
Cook	-	160	210	-	-	300	400	-	-
Coweta	-	-	-	-	250	-	-	-	-
Crawford	-	200	-	-	-	300	-	-	-
Crisp	-	-	-	-	-	-	305	-	-
Decatur	-	150	250	-	-	200	-	400	-
Dodge	-	300	-	-	-	350	-	-	-
Dooly	-	-	-	-	-	410	-	-	-
Dougherty	-	-	-	-	-	75	-	-	-
Echols	-	-	900	-	-	-	980	-	-
Effingham	-	-	400	-	-	600	-	-	-
Elbert	-	-	400	-	-	-	-	-	-
Evans	-	-	-	-	-	300	-	-	-
Fannin	-	-	-	-	175	-	-	-	-
Gilmer	30	-	400	-	-	-	-	-	-
Glascock	-	-	-	-	120	-	-	-	-
Gordon	-	-	-	-	-	-	440	-	-
Grady	-	-	-	-	-	-	104	-	-
Hall	60	-	-	-	225	-	-	-	-
Hancock	30	-	-	-	30	-	-	-	-
Harris	-	-	-	-	-	300	-	-	-
Jasper	-	500	-	-	-	500	-	-	-
Jefferson	-	-	-	-	220	-	-	-	-
Lamar	-	-	-	-	200	-	-	-	-
Long	-	-	-	-	200	300	-	-	-
Lowndes	-	-	450	-	-	-	750	-	-
Macon	-	300	-	15,000	-	300	-	-	25,000
Marion	-	-	-	-	50	-	-	-	-
Mitchell	-	-	-	-	-	-	305	-	-
Montgomery	-	-	-	-	-	352	-	-	-
Oconee	-	-	-	-	-	50	-	-	-
Pickens	-	-	-	-	125	220	-	-	-
Pierce	50	-	-	-	-	-	-	-	-
Pike	-	-	-	-	200	-	-	-	-
Pulaski	70	210	-	-	-	300	-	-	-
Rabun	-	-	700	-	-	-	-	-	-
Rockdale	-	-	-	-	-	300	-	-	-
Screven	-	-	-	-	-	300	-	-	-
Seminole	-	-	-	-	-	-	600	-	-
Sumter	-	-	-	-	-	-	550	-	-
Talbot	-	-	-	-	200	-	-	-	-
Tattall	-	200	-	-	-	300	-	-	-
Taylor	-	-	-	-	-	-	550	-	-
Telfair	-	-	-	-	-	-	300	-	-
Thomas	-	300	-	-	-	320	-	-	-
Tift	-	-	400	-	-	-	600	-	-
Toombs	-	175	-	-	-	350	-	-	-
Union	300	-	-	-	-	-	-	-	-

Yellow Squash					Yield, 2008				
	Fall Harvest, Bareground, Dryland	Fall Harvest, Bareground, Irrigated	Fall Harvest, Plastic, Drip	Fall Harvest, Processing, Irrigated	Spring Harvest, Bareground, Dryland	Spring Harvest, Bareground, Irrigated	Spring Harvest, Plastic, Drip	Spring Harvest, Plastic, Other	Spring Harvest, Processing, Irrigated
Walker	-	-	-	-	300	-	-	-	-
Ware	-	-	-	-	-	-	500	-	-
Warren	-	-	-	-	150	-	-	-	-
Wayne	-	300	-	-	260	300	-	-	-
Wheeler	-	-	-	-	-	375	-	-	-
White	-	-	-	-	280	-	-	-	-
Wilcox	-	-	-	-	-	200	-	-	-
Worth	-	-	-	-	-	425	-	-	-
GA Wtd. Avg.	50	212	397	15,000	130	282	619	400	25,000

	Zucchini					Spring Harvest, Plastic, Drip
	Fresh Yield Units: 1/2 to 5/9 Bu (21#)					
	Fall Harvest, Bareground, Dryland	Fall Harvest, Bareground, Irrigated	Fall Harvest, Plastic, Drip	Spring Harvest, Bareground, Dryland	Spring Harvest, Bareground, Irrigated	
Appling	-	-	-	-	200	-
Atkinson	-	-	600	-	540	900
Ben Hill	-	380	-	-	-	-
Berrien	-	-	-	-	270	-
Brooks	-	-	-	-	540	-
Candler	-	-	-	-	400	-
Chattooga	-	-	-	100	-	-
Clarke	-	35	-	-	-	-
Colquitt	-	225	225	-	400	475
Cook	-	200	225	-	400	475
Coweta	-	-	-	150	-	-
Crawford	-	-	-	-	540	-
Decatur	-	300	200	-	-	100
Echols	-	700	900	-	700	1,000
Gordon	-	-	-	-	-	700
Grady	-	-	466	-	-	163
Hancock	20	-	-	20	-	-
Jasper	-	500	-	-	500	-
Long	-	-	-	-	500	-
Lowndes	-	-	1,200	-	-	1,400
Macon	-	200	-	-	-	-
Mitchell	-	-	590	-	-	780
Rabun	-	-	900	-	-	-
Rockdale	-	-	-	-	540	-
Sumter	-	-	-	-	-	750
Tattnall	-	300	-	-	-	-
Taylor	-	-	-	-	-	500
Thomas	-	310	-	-	520	-
Tift	-	-	600	-	-	900
Toombs	-	-	-	-	350	-
Turner	-	-	-	-	500	-
Union	375	-	-	-	-	-
Ware	-	-	-	-	-	450
Wayne	-	-	-	220	370	-
GA Wtd. Avg.	138	287	441	66	480	627

Georgia Cooperative Extension Districts



The Center for Agribusiness and Economic Development is a unit of the College of Agricultural and Environmental Sciences, combining the missions of research and extension.



The Center for Agribusiness and Economic Development

The Center for Agribusiness and Economic Development is a unit of the College of Agricultural and Environmental Sciences of the University of Georgia, combining the missions of research and extension. The Center has among its objectives:

- ▶ To provide feasibility and other short term studies for current or potential Georgia agribusiness firms and/or emerging food and fiber industries.
- ▶ To provide agricultural, natural resource, and demographic data for private and public decision makers.

To find out more, visit our Web site at: <http://www.caed.uga.edu/>

Or contact:

John McKissick, Director
Center for Agribusiness and Economic Development
301 Lumpkin House
The University of Georgia
Athens, Georgia 30602
Phone (706)542-0760
caed@uga.edu

The University of Georgia and Fort Valley State University, and the U.S. Department of Agriculture and counties of the state cooperating. Cooperative Extension offers educational programs, assistance and materials to all people without regard to race, color, national origin, age, gender or disability.

An equal opportunity/affirmative action organization committed to a diverse work force.

Annual Report

AR 09-02

May, 2009

Issued in furtherance of Cooperation Extension Acts of May 8 and June 30, 1914, the University of Georgia College of Agricultural and Environmental Sciences, and the U.S. Department of Agriculture cooperating.

J. Scott Angle
Dean and Director