



# The Economic Importance of Food and Fiber

**A Spotlight on Elbert County, Georgia**

Prepared for  
Elbert County Cooperative Extension  
October, 2008

by:

The Center for Agribusiness  
and Economic Development

College of Agricultural  
and Environmental Sciences

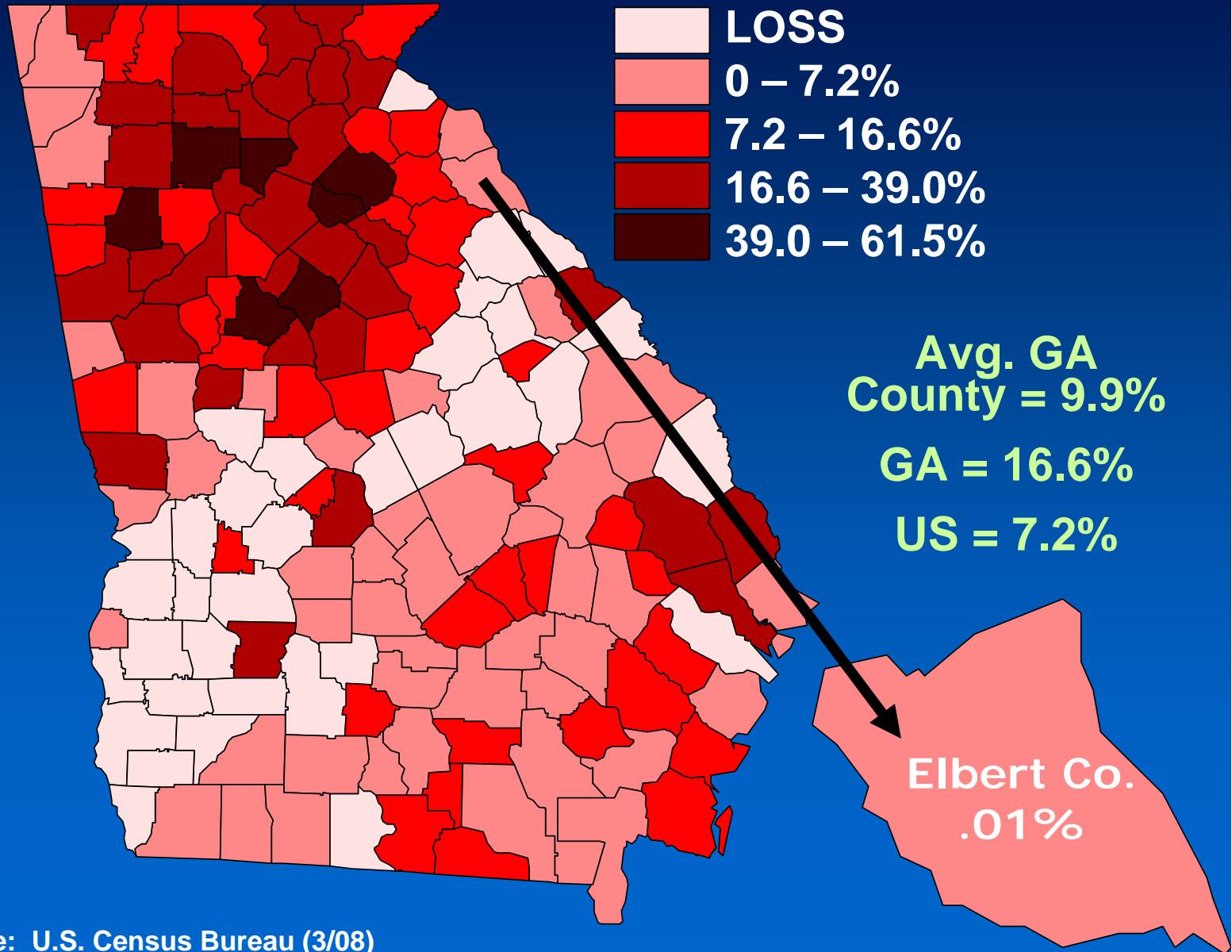
The University of Georgia

# Total Population Elbert County



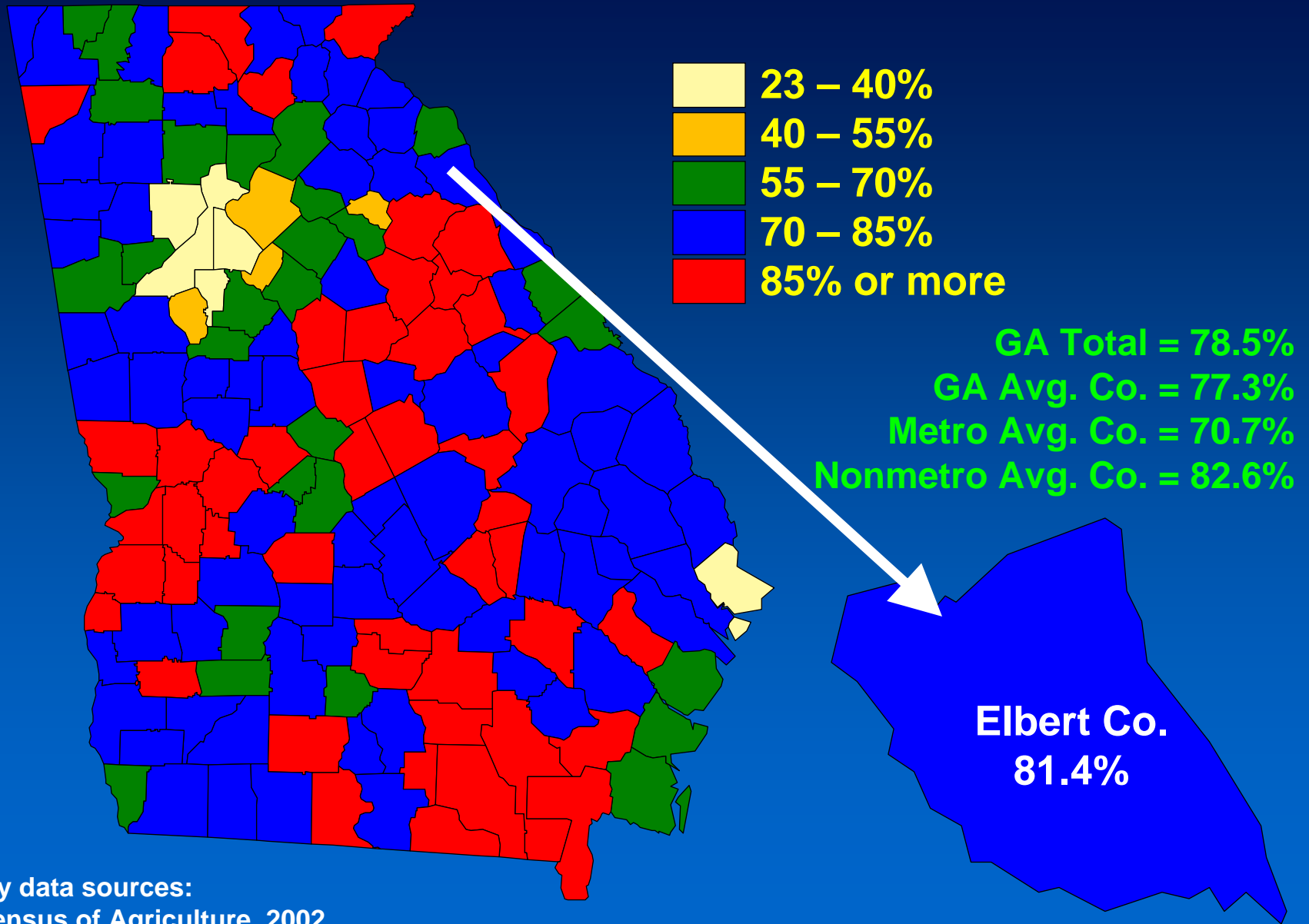
Primary data sources: U.S. Census Bureau, decennial censuses & estimate; OPB (State Office of Planning and Budget) CAED (Center for Agribusiness & Economic Development).

# Population Change: 2000-2007



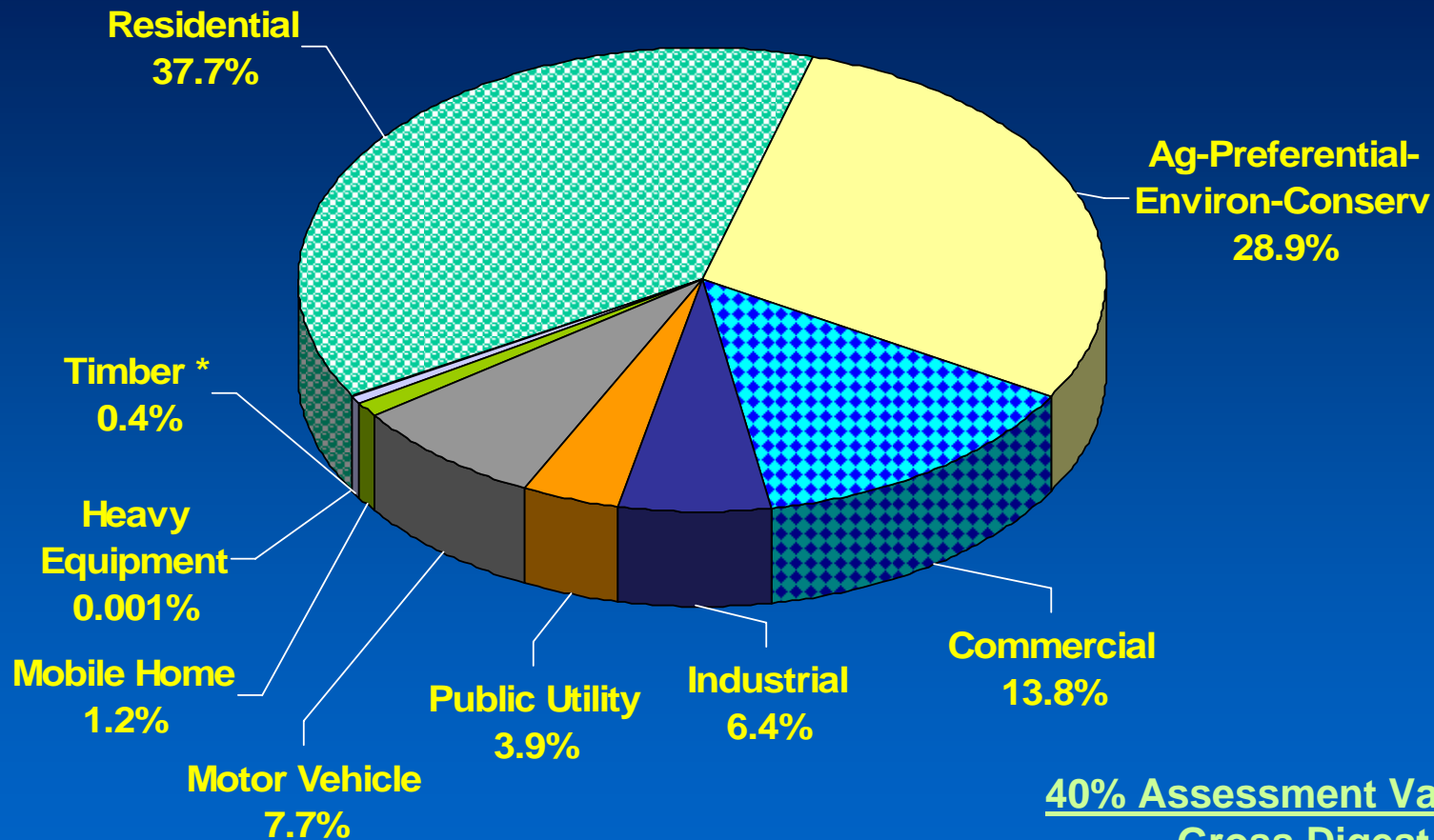
Primary data source: U.S. Census Bureau (3/08)

# Percent of Land in Cropland & Forestland: 2002



Primary data sources:  
U.S. Census of Agriculture, 2002  
Forest Statistics for Georgia, 1997

# Components of 2007 Property Tax Gross Digest Elbert County



40% Assessment Value of Property

Gross Digest = \$600,092,407

COUNTY Homestead & Property Exemptions = \$93,576,444

Net M&O Digest = \$506,515,963

Value of exempt property = \$63,680,308

Primary data source:  
GA Dept. of Revenue

\* Timber taxed at 100% based on previous year sales

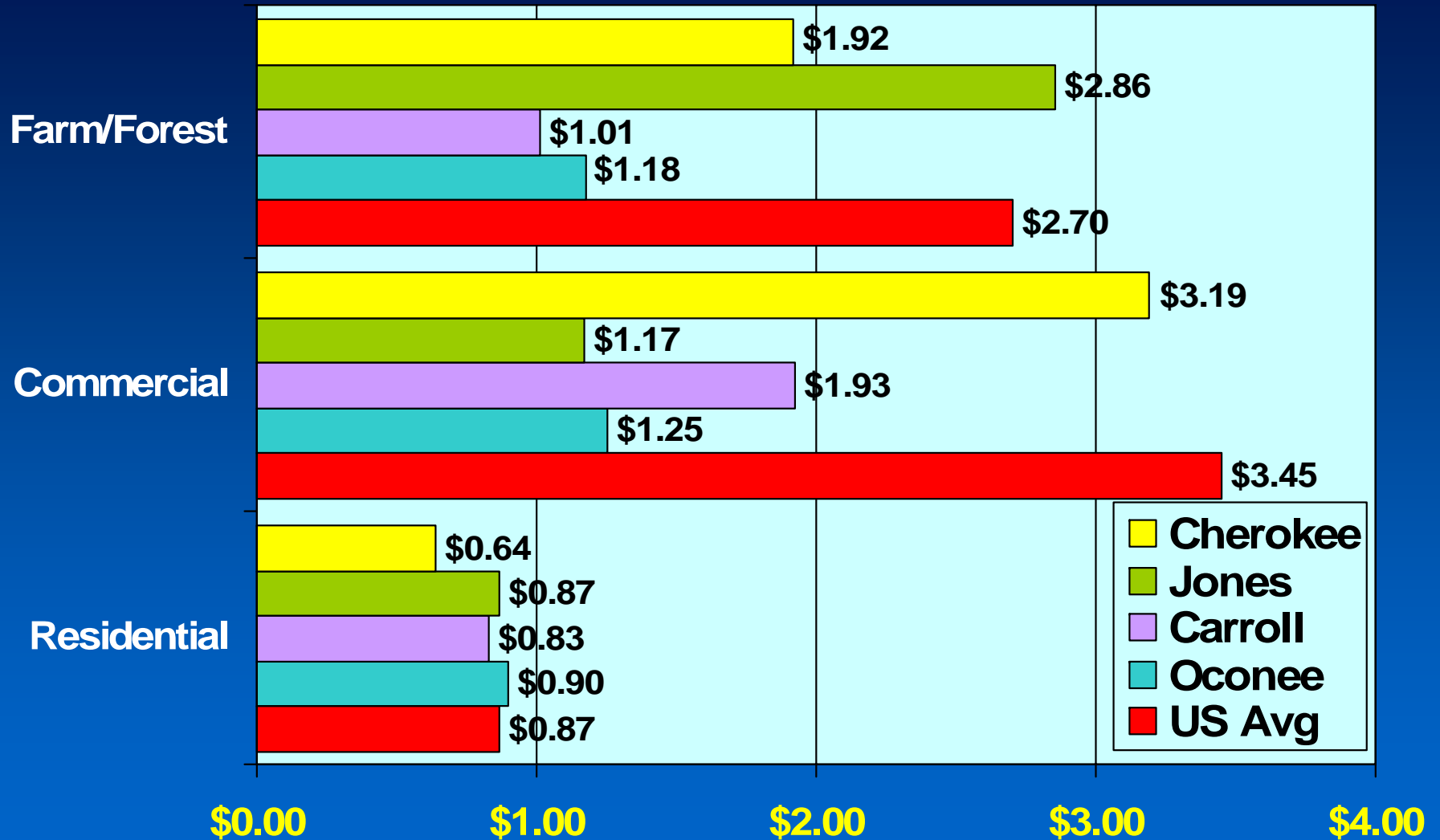
# County Property Tax Digest Comparisons: 2007

County	% Residential	% Agricultural	% Commercial	% Industrial	% Utility	% Motor Veh	% Mobile Home	% Timber
ELBERT	37.7	28.9	13.8	6.4	3.9	7.7	1.2	0.4
HART	57.1	20.3	5.9	7.5	2.8	5.5	0.8	0.05
LINCOLN	59.7	24.6	4.8	0.3	2.1	6.3	1.4	0.8
MADISON	45.9	32.6	4.8	2.0	5.4	7.9	1.3	0.05
OGLETHORPE	38.7	45.7	4.3	0.6	2.3	6.6	0.9	0.9
WILKES	31.0	38.6	12.9	2.6	3.3	6.6	1.6	3.3
Avg. GA Co.	42.4	23.8	12.7	7.0	5.0	7.2	1.1	0.9

Primary data source: GA Dept. of Revenue

# Revenue : Expenditure Ratios

## \$ of Revenue for Each \$ of Expenditure



# Agriculture in Georgia

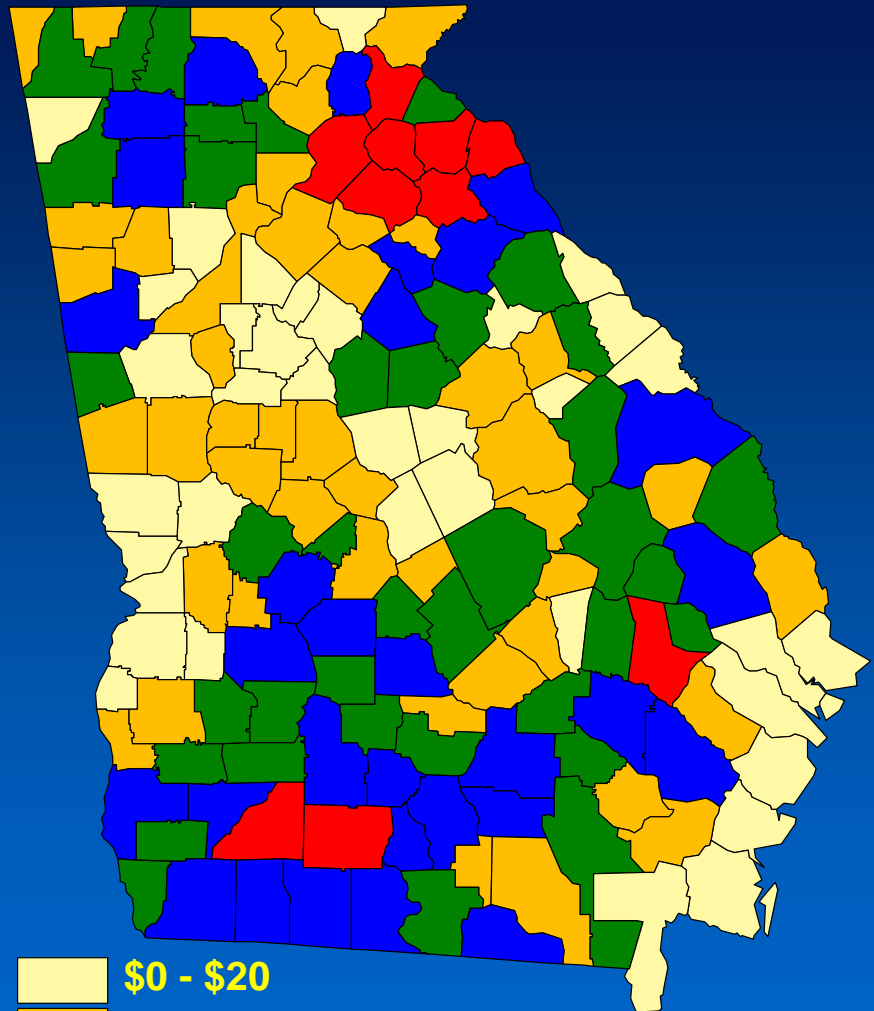
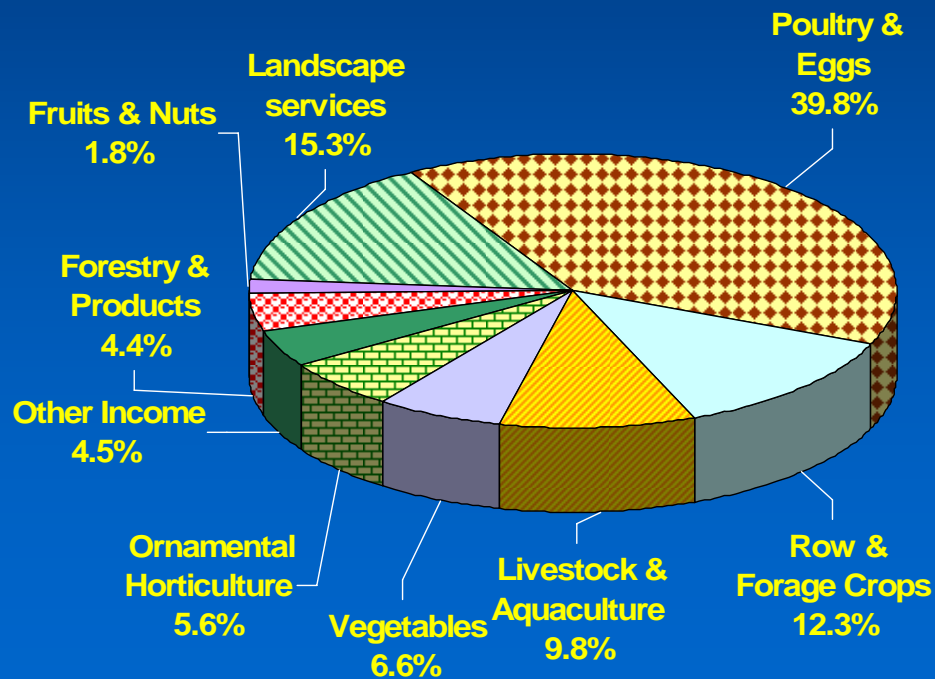
---

- Georgia's 2007 Farm Gate Value was \$11.6 billion. Adding the value of landscape services increased the total agricultural production value to \$13.6 billion.
- Total food and fiber production and directly related businesses account for a \$59 billion *output impact* on Georgia's \$735 billion economy.



# Production Agriculture: 2007

Georgia Total  
Agricultural  
Production Value  
\$13.6 Billion



2007 Farm Gate  
Value by County  
in Millions of Dollars

## What We Know about Elbert County

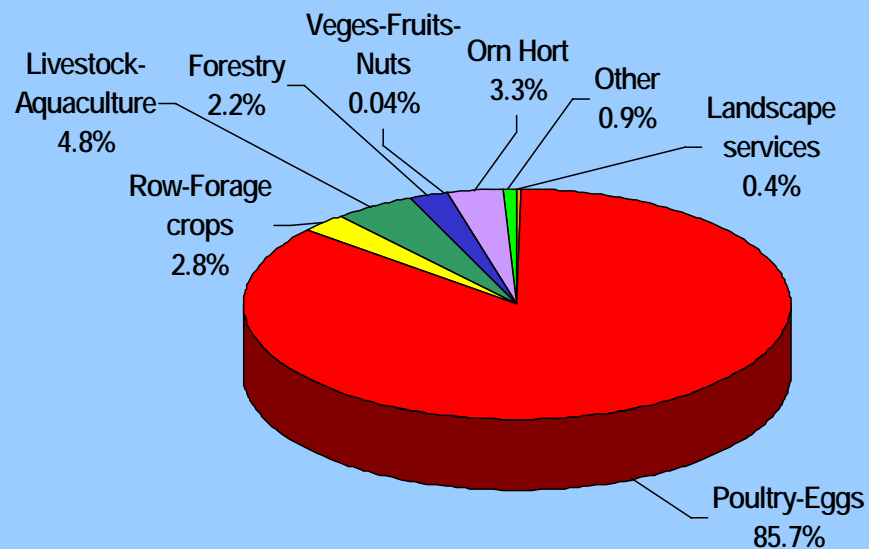
---

- 2007 Farm Gate Value in Elbert Co. was \$104 million. Adding \$387 thousand of landscape services increased the total agricultural production value to \$104.4 million.
- The highest value commodity group was poultry/eggs, representing 85.7% of the total agricultural production value.

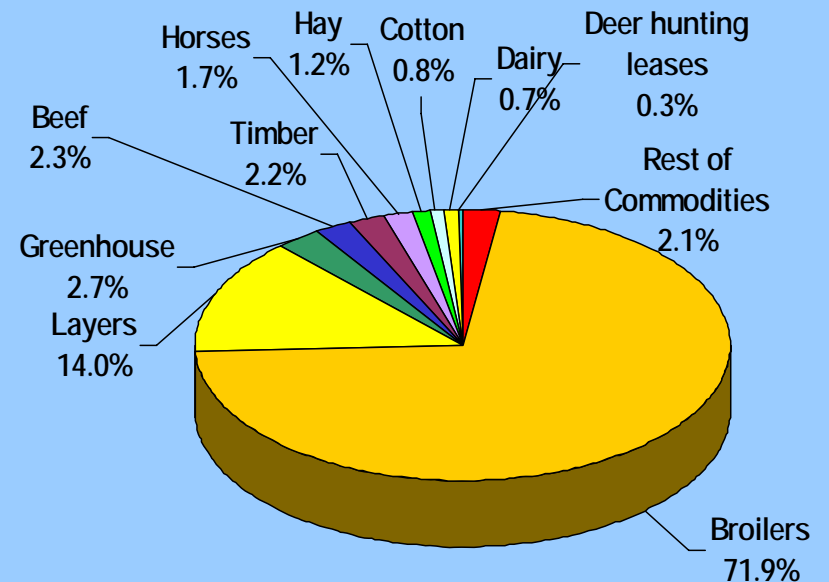
# Elbert County

## 2007 Agricultural Production Value

### 2007 Agricultural Production



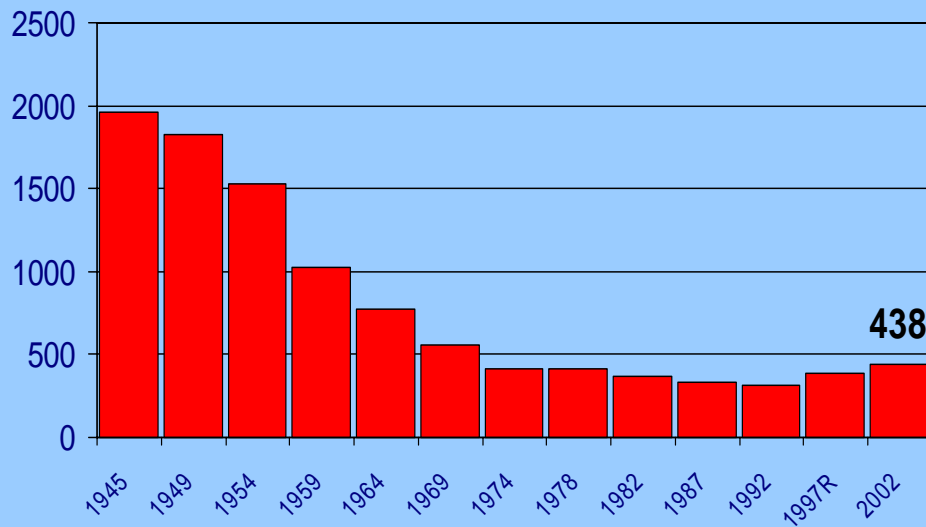
### 2007 Top Farm Gate Commodities



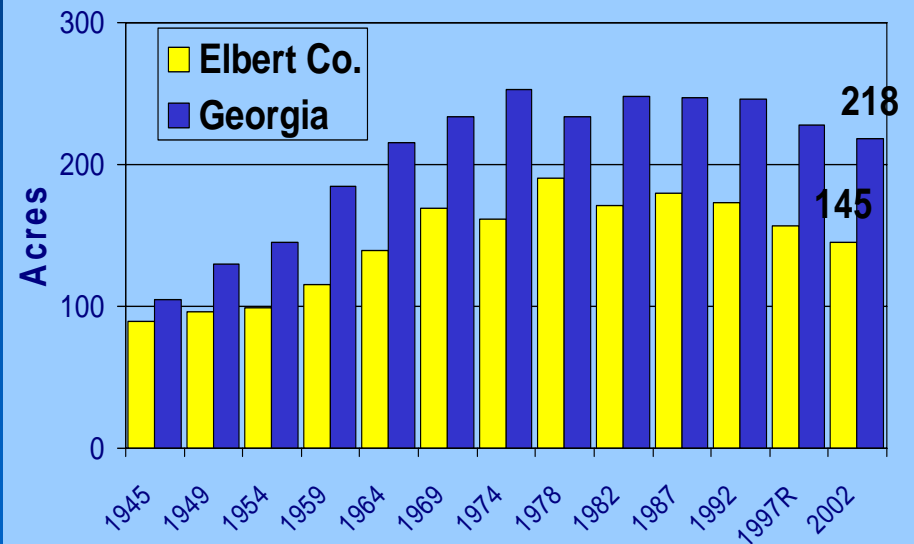
Total AG Value = \$104.4 million

# Trends in Elbert County: Number of Farms & Average Farm Size

Number of Farms, Elbert County



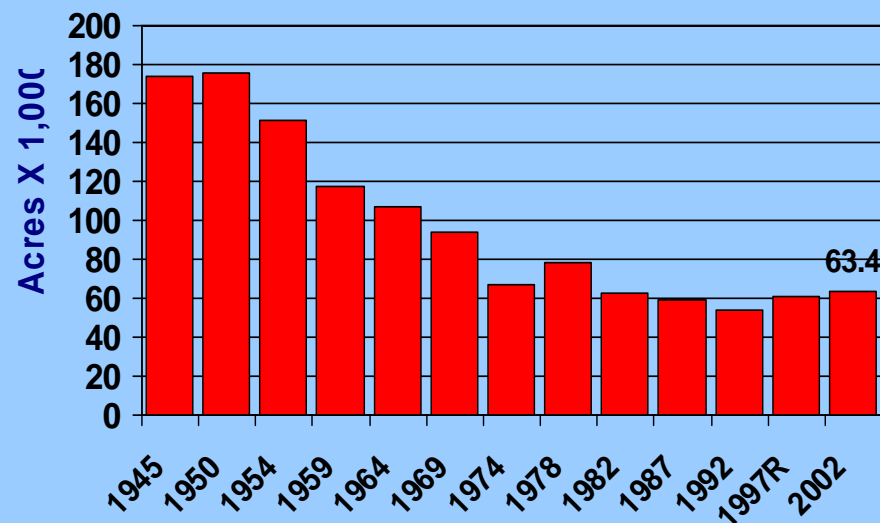
Average Farm Size



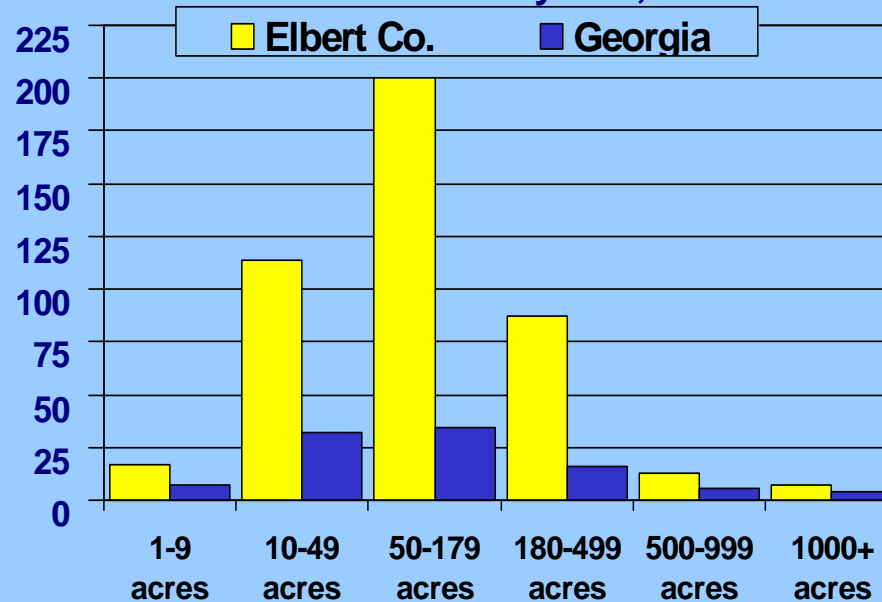
Source: 1945-2002 (quinquennial) Censuses of Agriculture

# Trends in Elbert County: Land in Farms & Farms by Size

Land in Farms  
Elbert County



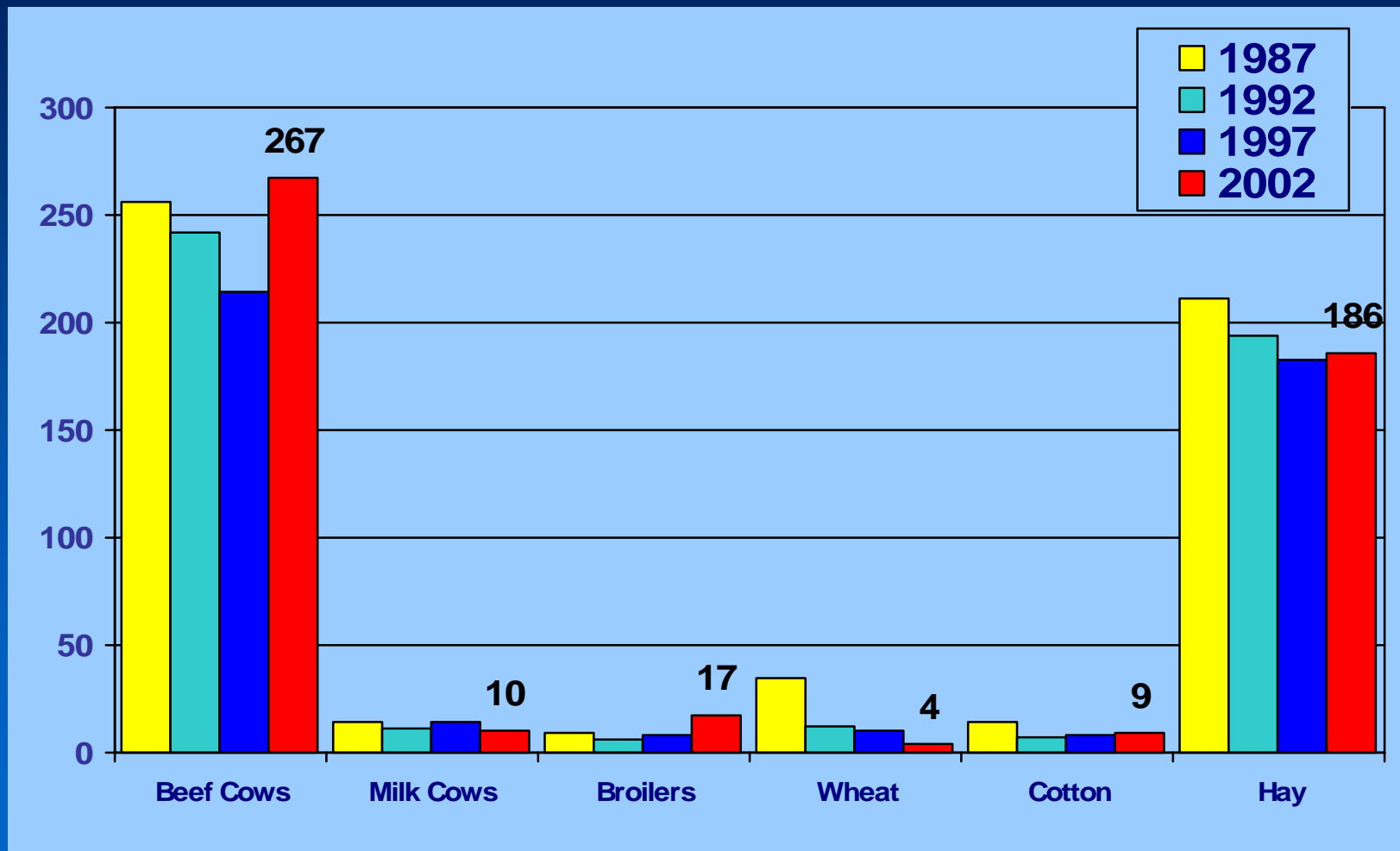
Percent of Farms by Size, 2002



Source: 1945-2002 (quinquennial) Censuses of Agriculture

# Trends in Elbert County

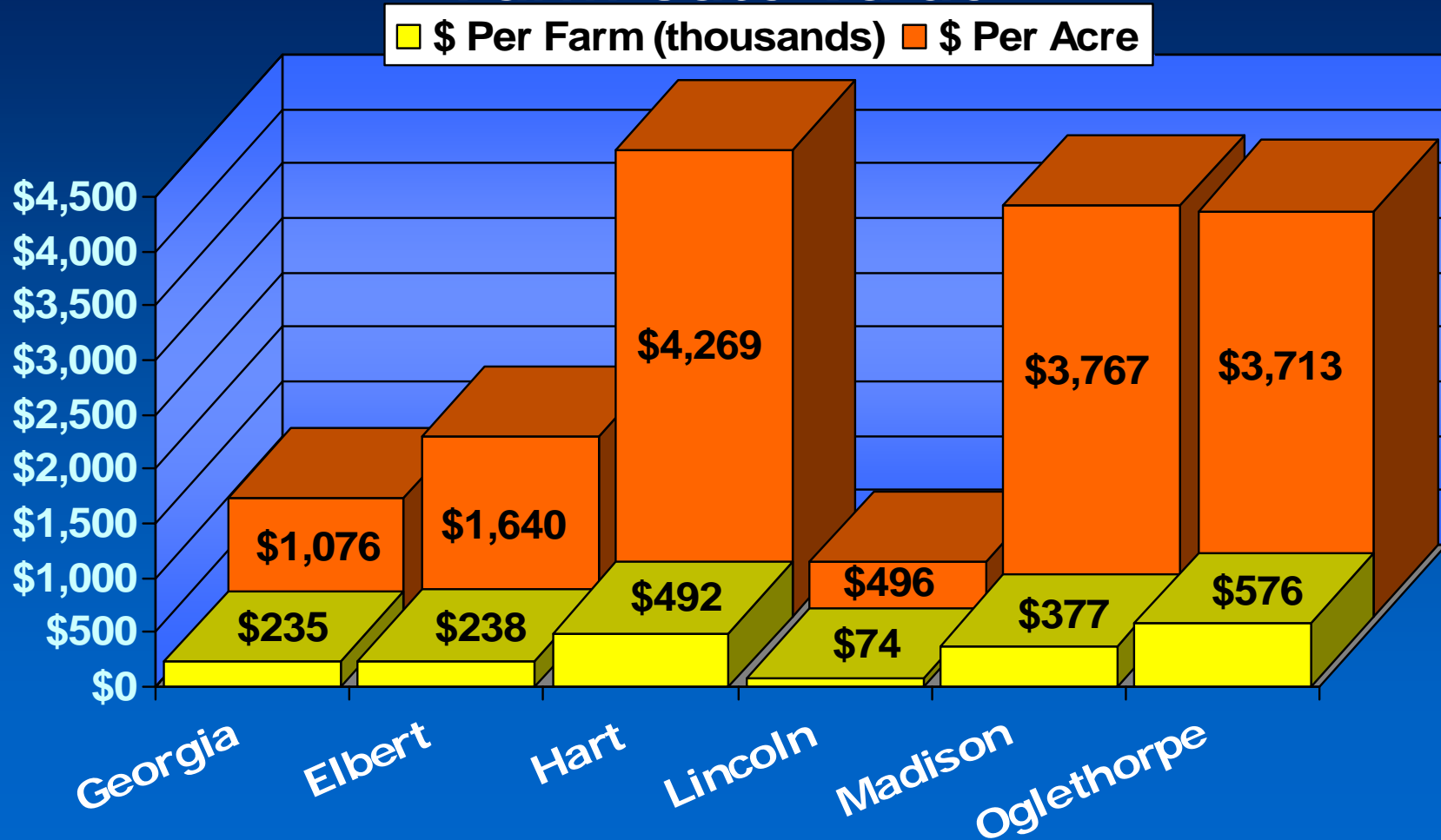
## Number of Farms by Commodity



Source: 1987-2002 (quinquennial) Censuses of Agriculture

# How Do We Compare ?

## Georgia, Elbert and Surrounding Counties Farm Gate Value



Sources: [2002 Census of Agriculture](#) and [2007 Farm Gate Value Report](#)

# What We Did

## County Economy Modeled

---

- The Center for Agribusiness and Economic Development performed an analysis of the county's economy, focusing on the role of food and fiber.
- How much of the county's total current economic output comes from food and fiber production and directly related processing? (A Snapshot of the Economy)
- What is the total (direct and indirect) *Impact* of food and fiber production and directly related industries?



# Elbert County Economy

## Agriculture *OUTPUT*

	Output in \$ Millions	Percent
Agriculture	104.414	10.1
Mining	50.892	4.9
Construction	38.200	3.7
Manufacturing	407.178	39.2
Trans-Utilities-Info	31.818	3.1
Trade	128.247	12.4
Finance-Ins-RE	35.598	3.4
Services	101.284	9.8
Government	140.316	13.5

Total County Economic Output = \$1.038 Billion

# Elbert County Economy

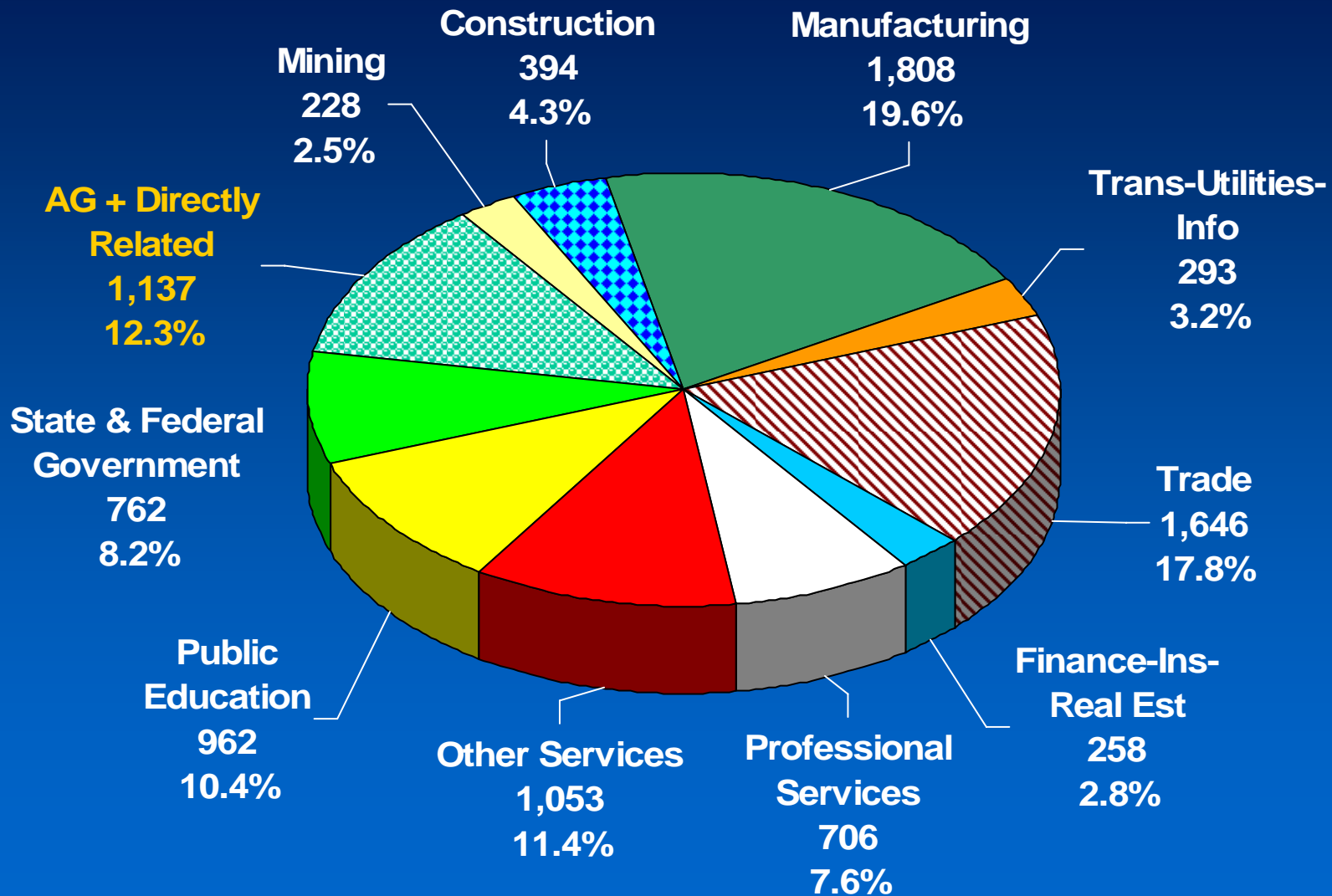
## Agriculture + Directly Related Businesses *OUTPUT*

	Output in \$ Millions	Percent
Agriculture + Direct	214.469	20.7
Mining	50.892	4.9
Construction	38.200	3.7
Manufacturing	297.123	28.6
Trans-Utilities-Info	31.818	3.1
Trade	128.247	12.4
Finance-Ins-Real Est	35.598	3.4
Services	101.284	9.8
Government	140.316	13.5

Total County Economic Output = \$1.038 Billion

# Elbert County Employment

Total Jobs = 9,246



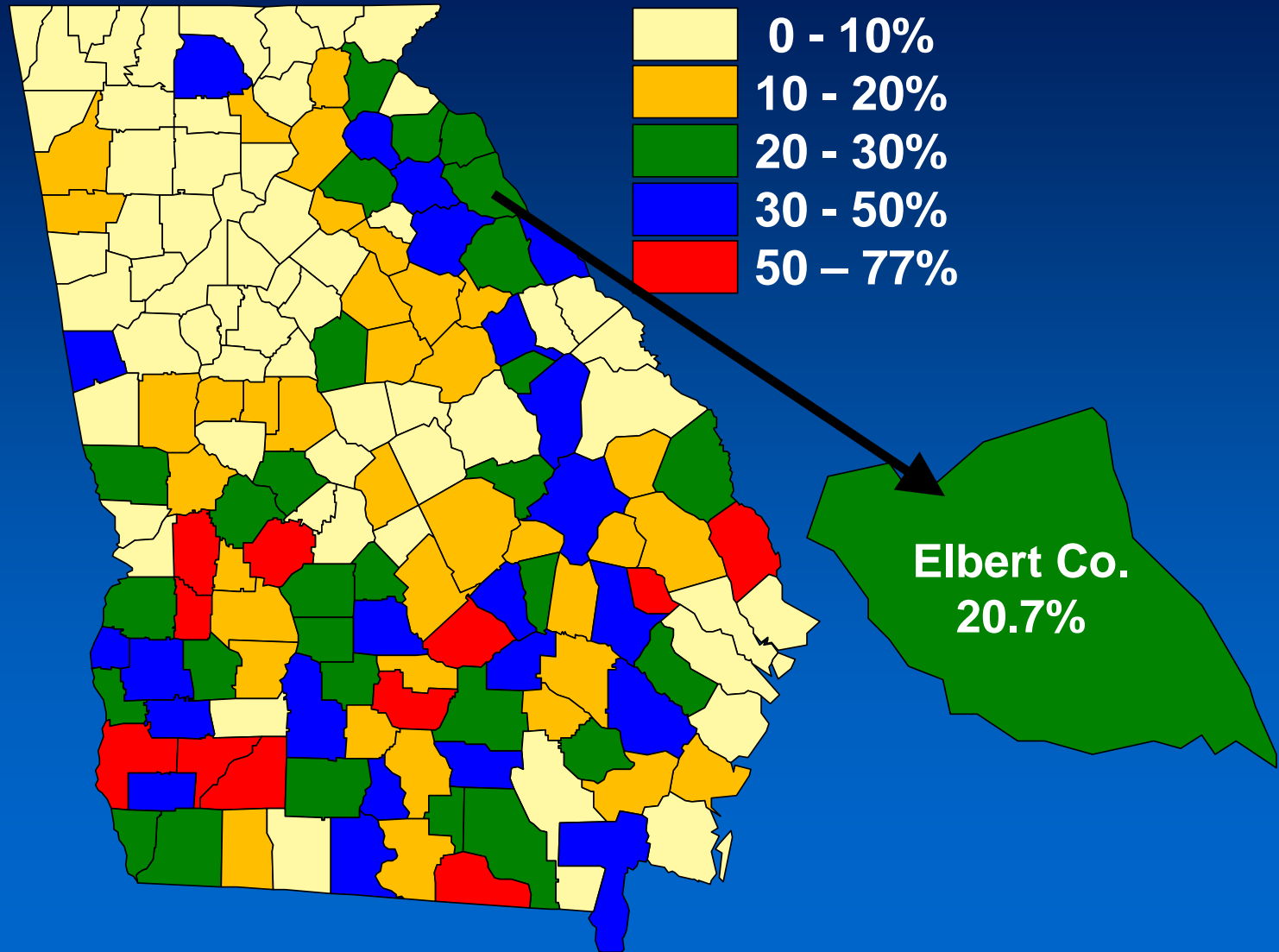
Primary data source: Center for Agribusiness & Economic Development, UGA

# An Economic Snapshot of Elbert County

---

- How much of Elbert County's total economic output comes from food and fiber production?
- AG value alone of \$104.4 million consisting of Farm Gate Value and landscape services comprises 10.1% of the county's economy.
- AG plus directly related businesses (ex. poultry processing, logging, etc.) comprise 20.7% of the county's economy.

# Food and Fiber Production and Directly Related Manufacturing as % of Total Output



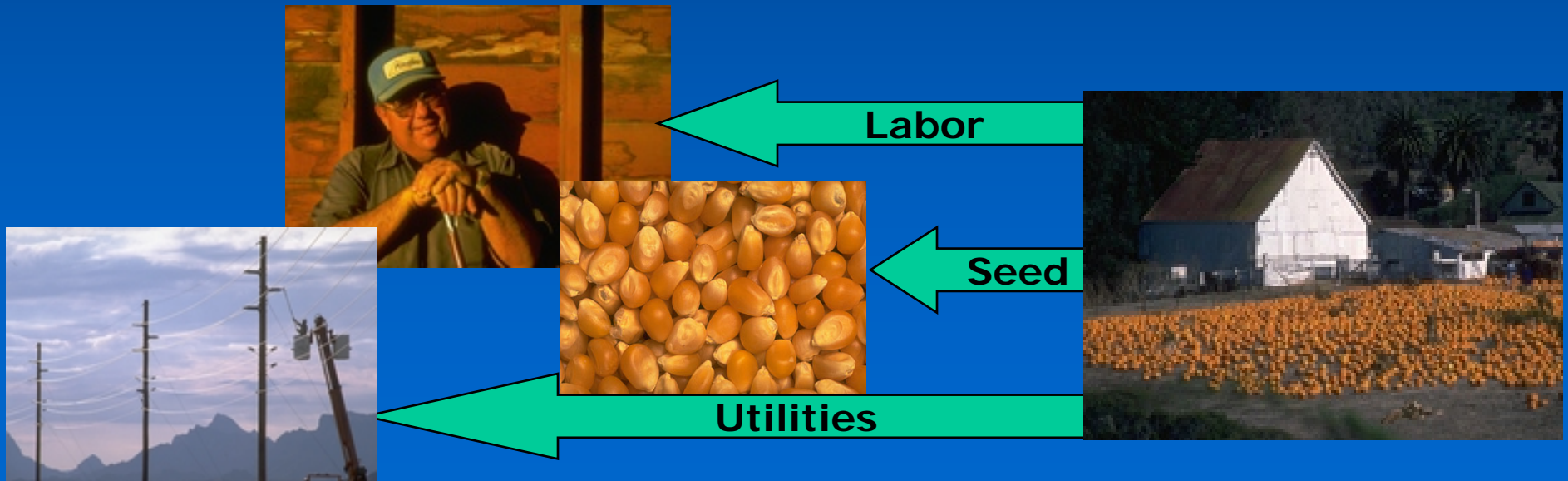
# What is the Impact?

---

- What is the total (direct and indirect) *impact* of food and fiber production and directly related industries?
- This scenario illustrates how other industries are affected by the presence of food and fiber in the county. The indirect impacts measure output created due to food and fiber production and processing in the county.

# What Impact Means: A Brief Explanation

- The *impact* numbers capture the ripple effects that food and fiber create in the county's economy. Many other sectors rely in part on the existence of food and fiber for sales.



# Elbert County

## Agriculture *IMPACT*

	Direct \$ Millions	Indirect \$ Millions
Agriculture	104.414	0
Mining	0	.199
Construction	0	.156
Manufacturing	0	1.216
Trans-Utilities-Info	0	2.321
Trade	0	7.961
Finance-Ins-Real Est	0	1.534
Services	0	3.820
Government	0	3.285
Total	104.414	20.492

Total Impact of Production AG = \$124.9 million  
12.0% of total economy



# Elbert County

## Production Agriculture + Directly Related Businesses *IMPACT*

	Direct \$ Millions	Indirect \$ Millions
Agriculture + Direct	214.469	0
Mining	0	.323
Construction	0	.424
Manufacturing	0	1.805
Trans-Utilities-Info	0	4.253
Trade	0	15.291
Finance-Ins-Real Est	0	3.622
Services	0	9.832
Government	0	5.986
Total	214.469	41.536

Total Impact of AG + Directly Related = \$256 million  
24.7% of total economy

# Elbert County

## Production Agriculture + Directly Related Industries Employment *IMPACT*

	Direct	Indirect
Agriculture + Direct	1,137	0
Mining	0	1
Construction	0	5
Manufacturing	0	8
Trans-Utilities-Info	0	38
Trade	0	182
Finance-Ins-Real Est	0	25
Services	0	151
Government	0	10

Total Impact of AG + Directly Related Employment = 1,558 Jobs  
16.8% of total employment

# What These Numbers Mean: A Brief Explanation

---

- *Direct* impact is \$214.5 million. This includes food and fiber production, processing and directly related manufacturing.
- *Indirect* impact from the Trade sector is \$15.3 million. This captures the effects of farmers (direct source) buying supplies (seed, fertilizer, work boots) from local stores. These stores must increase their output to meet farmer demand.

# What These Numbers Mean:

## A Brief Explanation (continued)

---

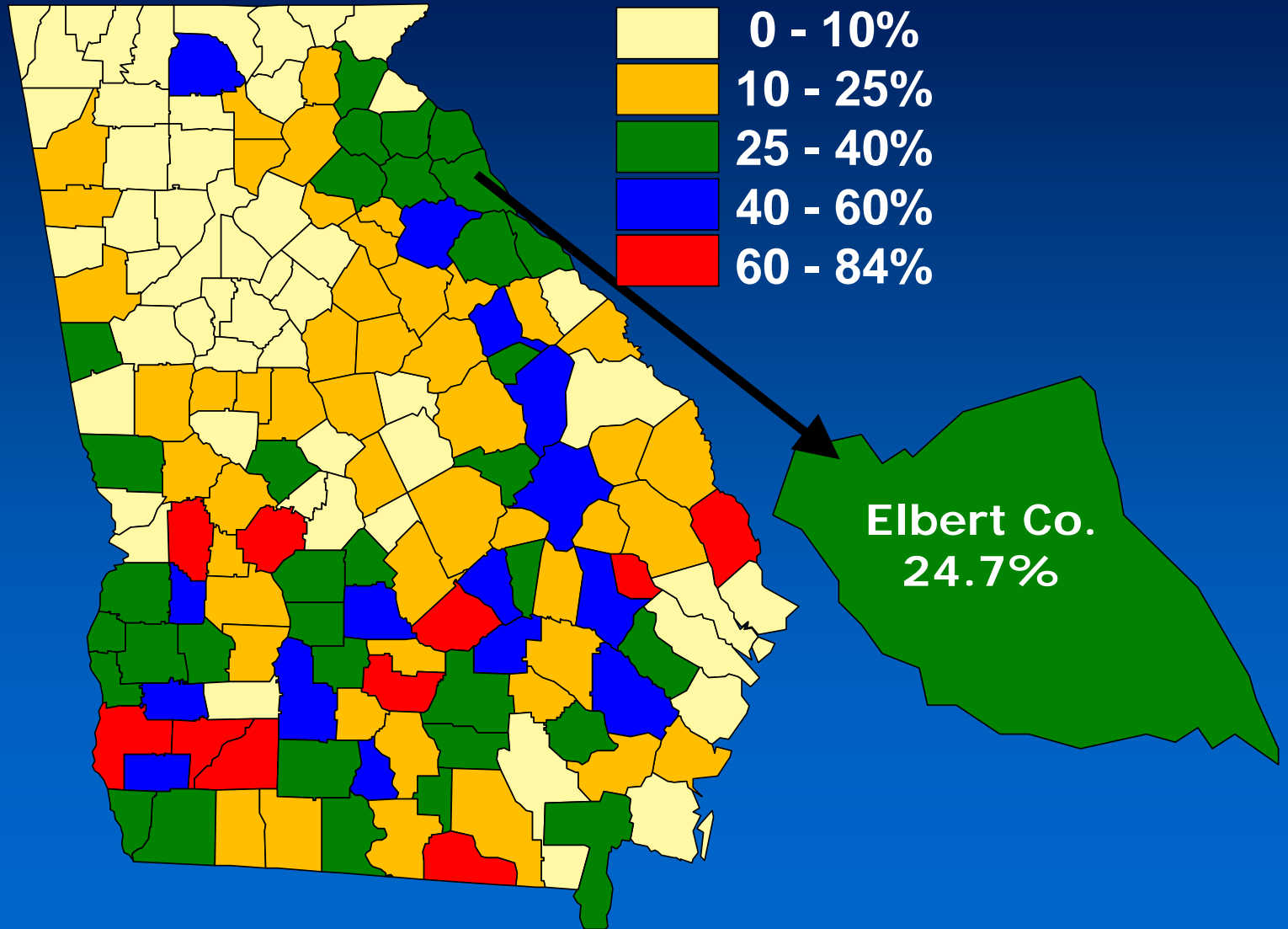
- As local stores increase their output, they may demand more stock from local wholesalers (also in the Trade sector). Local wholesalers demand more from local manufacturers, thus increasing activity in the Manufacturing sector.
- Local stores also hire employees to assist farmers. They take home wages and buy groceries at the local store which increases demand there.

# Elbert County Food and Fiber Impact Conclusions

---

- The total *impact* of food and fiber production, processing and direct manufacturing is \$256 million.
- The total county *output* is \$1.038 billion.
- Thus, food and fiber (directly and indirectly) account for 24.7% of the total county output.

# Food and Fiber Production and Directly Related Manufacturing *IMPACT* as % of Total Output



# Contact Information

---

Prepared by:  
Sue Boatright and Archie Flanders  
Center for Agribusiness & Economic Development

*“Adding Value to Georgia's Agricultural Economy  
Through Research and Extension“*

*To learn more about your county, go to:  
<http://www.caed.uga.edu/>  
...click on “Georgia Statistics System”*

**Special County Area Report  
#08-28A  
October, 2008**

