



---

# The University of Georgia

---

**Center for Agribusiness and Economic Development**

**College of Agricultural and Environmental Sciences**

---

## **U. S. Congressional District 9 2002 Farm Gate Value Report**

---

**Sue Boatright, Erin Bergstrom, and John McKissick  
Center for Agribusiness and Economic Development**

**July, 2003**

---



## TABLE OF CONTENTS

<b>DISTRICT SUMMARY</b> .....	1
<b>TOTAL FARM GATE VALUE</b> .....	2
<b>ROW &amp; FORAGE CROPS</b> .....	<b>3-10</b>
Barley .....	4
Corn .....	4
Cotton .....	5
Hay .....	5
Oats .....	6
Other .....	6
Peanuts .....	7
Rye .....	7
Silage .....	8
Sorghum .....	8
Soybeans .....	9
Straw .....	9
Tobacco .....	10
Wheat .....	10
<b>FRUITS &amp; NUTS</b> .....	<b>11-15</b>
Apples .....	12
Blueberries .....	12
Grapes .....	13
Other .....	13
Peaches .....	14
Pecans .....	14
Strawberries .....	15
<b>VEGETABLES</b> .....	<b>16-34</b>
Banana Peppers .....	17
Bell Peppers .....	17
Broccoli .....	18
Cabbage .....	18
Cantaloupe .....	19
Carrots .....	19
Collards .....	20
Cucumbers .....	20
Eggplant .....	21
English Peas .....	21
Green House .....	22
Green Onions .....	22
Hot Peppers .....	23
Irish Potatoes .....	23
Kale .....	24
Lettuce .....	24
Lima Beans .....	25
Mustard .....	25
Okra .....	26
Onions .....	26
Other .....	27
Pole Beans .....	27
Pumpkin .....	28
Snap Beans .....	28
Southern Peas .....	29
Spinach .....	29
Sweet Corn .....	30
Sweet Potatoes .....	30

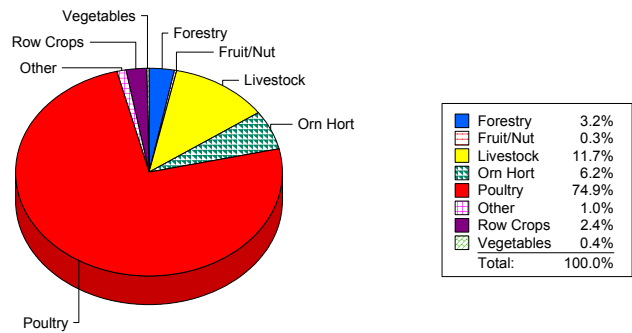
## TABLE OF CONTENTS

Tomato .....	31
Turnip Greens .....	31
Turnip Roots .....	32
Watermelon .....	32
Winter Squash .....	33
Yellow Squash .....	33
Zucchini .....	34
<b>ORNAMENTAL HORTICULTURE .....</b>	<b>35-38</b>
Container Nursery .....	36
Field Nursery .....	36
Greenhouse .....	37
Other .....	37
Turfgrass .....	38
<b>FORESTRY &amp; PRODUCTS .....</b>	<b>39-41</b>
Christmas Trees .....	40
Other .....	40
Pine Straw .....	41
Timber .....	41
<b>LIVESTOCK &amp; AQUACULTURE .....</b>	<b>42-49</b>
Beef Cattle Finished Outside County .....	43
Beef Cows .....	43
Beef Stockers .....	44
Catfish .....	44
Dairy .....	45
Goats .....	45
Horses Boarding, Breeding & Training .....	46
Horses Raised .....	46
Other .....	47
Pork Farrow to Finish .....	47
Pork Feeder .....	48
Pork Finishing .....	48
Quail .....	49
Sheep .....	49
<b>POULTRY &amp; EGGS .....</b>	<b>50-53</b>
Breeder Pullet Units .....	51
Hatching Layers .....	51
Table Layers .....	52
Other .....	52
Broiler Grower .....	53
Broiler Integrator .....	53
<b>OTHER INCOME .....</b>	<b>54-57</b>
Crop Insurance .....	55
Government Payments .....	55
Hunting Leases Deer .....	56
Hunting Leases Duck .....	56
Hunting Leases Turkey .....	57
Other .....	57

# Congressional District 9 2002 Farm Gate Summary

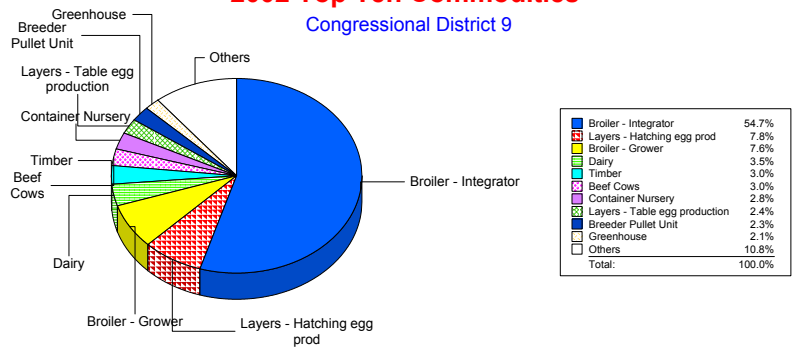
County	Total Farm Gate Value
Banks	\$173,685,505
Barrow	\$44,876,814
Columbia	\$15,631,213
Elbert	\$53,583,477
Franklin	\$257,909,833
Greene	\$48,042,620
Habersham	\$223,110,733
Hart	\$183,518,208
Jackson	\$188,394,392
Lincoln	\$9,480,944
Lumpkin	\$56,223,776
Madison	\$200,169,700
McDuffie	\$43,211,525
Morgan	\$94,960,231
Newton	\$16,958,018
Oconee	\$104,000,917
Oglethorpe	\$112,928,925
Putnam	\$61,490,993
Rabun	\$24,517,938
Richmond	\$9,881,124
Stephens	\$41,314,415
Towns	\$7,943,597
Union	\$29,732,879
Walton	\$33,713,941
White	\$75,630,654
Wilkes	\$44,718,488
<b>Total:</b>	<b>\$2,155,630,857</b>

**2002 Farm Gate Value by Category**



**2002 Top Ten Commodities**

Congressional District 9



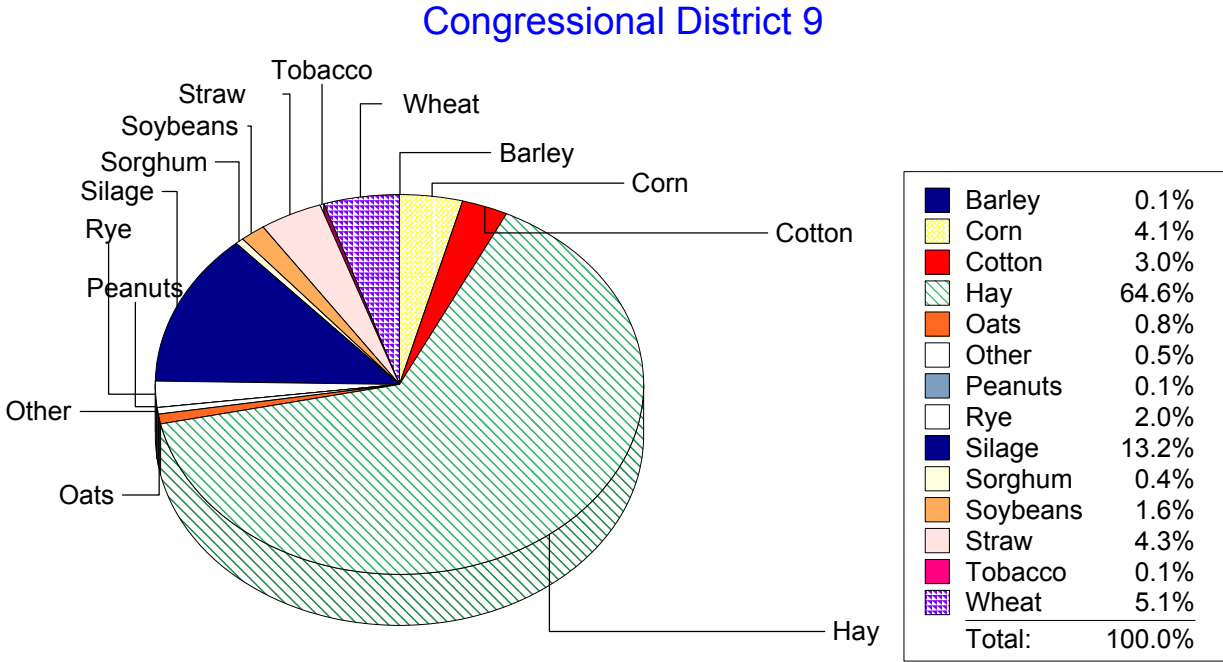
# Total Farm Gate Value 2002

	Forestry and Related Products	Fruits and Nuts	Livestock and Aquaculture	Ornamental Horticulture	Other	Poultry and Eggs	Row and Forage Crops	Vegetables	Total
<b>Banks</b>	\$1,517,396	\$0	\$7,688,748	\$3,182,728	\$622,302	\$159,155,581	\$1,518,750	\$0	<b>\$173,685,505</b>
<b>Barrow</b>	\$403,845	\$160,970	\$2,816,234	\$75,100	\$30,000	\$39,794,414	\$1,593,071	\$3,180	<b>\$44,876,814</b>
<b>Columbia</b>	\$4,628,679	\$6,800	\$6,232,707	\$2,657,400	\$550,427	\$0	\$1,555,200	\$0	<b>\$15,631,213</b>
<b>Elbert</b>	\$2,810,732	\$18,150	\$7,206,015	\$1,800,000	\$1,937,796	\$37,701,984	\$2,098,475	\$10,325	<b>\$53,583,477</b>
<b>Franklin</b>	\$605,405	\$35,025	\$8,458,525	\$464,226	\$589,466	\$244,425,386	\$2,866,800	\$465,000	<b>\$257,909,833</b>
<b>Greene</b>	\$6,184,990	\$9,000	\$16,308,225	\$5,222,000	\$822,135	\$16,083,395	\$3,412,875	\$0	<b>\$48,042,620</b>
<b>Habersham</b>	\$819,291	\$1,321,135	\$7,200,074	\$4,532,783	\$550,000	\$207,919,600	\$767,850	\$0	<b>\$223,110,733</b>
<b>Hart</b>	\$5,143,700	\$254,997	\$12,126,216	\$10,974,760	\$1,020,445	\$147,631,909	\$6,176,448	\$189,734	<b>\$183,518,208</b>
<b>Jackson</b>	\$1,653,468	\$0	\$9,282,098	\$1,757,170	\$1,228,000	\$171,122,031	\$3,351,625	\$0	<b>\$188,394,392</b>
<b>Lincoln</b>	\$5,480,000	\$24,575	\$2,663,196	\$60,000	\$285,599	\$0	\$967,575	\$0	<b>\$9,480,944</b>
<b>Lumpkin</b>	\$584,850	\$187,076	\$2,487,172	\$4,736,871	\$130,343	\$47,541,146	\$466,601	\$89,717	<b>\$56,223,776</b>
<b>Madison</b>	\$2,706,402	\$242,928	\$11,854,055	\$2,456,040	\$1,368,153	\$178,354,563	\$2,954,288	\$233,272	<b>\$200,169,700</b>
<b>McDuffie</b>	\$4,627,188	\$108,360	\$5,202,265	\$31,644,000	\$622,037	\$0	\$920,750	\$86,925	<b>\$43,211,525</b>
<b>Morgan</b>	\$5,282,761	\$96,900	\$33,838,170	\$5,413,626	\$2,301,543	\$45,389,056	\$2,638,175	\$0	<b>\$94,960,231</b>
<b>Newton</b>	\$2,957,274	\$191,200	\$6,672,375	\$1,275,862	\$277,191	\$4,524,019	\$816,095	\$244,003	<b>\$16,958,018</b>
<b>Oconee</b>	\$1,402,350	\$1,700,185	\$6,533,050	\$20,593,355	\$564,816	\$71,422,901	\$1,781,270	\$2,990	<b>\$104,000,917</b>
<b>Oglethorpe</b>	\$5,229,371	\$0	\$22,785,329	\$7,782,000	\$335,700	\$73,696,527	\$3,099,998	\$0	<b>\$112,928,925</b>
<b>Putnam</b>	\$4,830,000	\$23,391	\$38,486,543	\$467,320	\$3,274,542	\$11,040,000	\$3,093,057	\$276,140	<b>\$61,490,993</b>
<b>Rabun</b>	\$75,000	\$693,425	\$1,251,954	\$4,808,000	\$38,478	\$13,212,672	\$76,609	\$4,361,800	<b>\$24,517,938</b>
<b>Richmond</b>	\$765,457	\$60,405	\$3,008,953	\$4,232,000	\$507,005	\$0	\$911,347	\$395,957	<b>\$9,881,124</b>
<b>Stephens</b>	\$2,065,000	\$110,290	\$2,720,405	\$230,880	\$215,000	\$35,186,340	\$786,500	\$0	<b>\$41,314,415</b>
<b>Towns</b>	\$20,000	\$49,000	\$5,423,363	\$408,000	\$200,000	\$1,232,415	\$596,500	\$14,320	<b>\$7,943,597</b>
<b>Union</b>	\$131,250	\$371,838	\$4,480,478	\$11,381,491	\$0	\$11,070,432	\$937,120	\$1,360,270	<b>\$29,732,879</b>
<b>Walton</b>	\$2,317,000	\$40,838	\$4,189,971	\$5,844,000	\$581,327	\$17,051,039	\$3,577,608	\$112,160	<b>\$33,713,941</b>
<b>White</b>	\$67,320	\$210,800	\$5,968,324	\$642,200	\$203,203	\$66,739,241	\$1,469,700	\$329,866	<b>\$75,630,654</b>
<b>Wilkes</b>	\$6,007,500	\$0	\$17,986,493	\$1,338,480	\$2,715,019	\$13,289,305	\$3,381,690	\$0	<b>\$44,718,488</b>
<b>Total</b>	<b>\$68,316,229</b>	<b>\$5,917,287</b>	<b>\$252,870,932</b>	<b>\$133,980,293</b>	<b>\$20,970,526</b>	<b>1,613,583,957</b>	<b>\$51,815,975</b>	<b>\$8,175,658</b>	<b>\$2,155,630,857</b>

# Row and Forage Farm Gate Value

## Congressional District 9

\$ 51,815,975



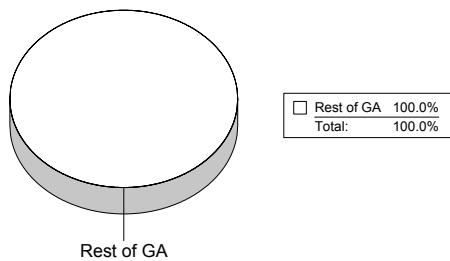
## Barley

County	Acres	Yield	Price	Farm Gate Value
Banks				\$0
Barrow				\$0
Columbia				\$0
Elbert				\$0
Franklin				\$0
Greene				\$0
Habersham				\$0
Hart	175	52	\$2.75	\$25,025
Jackson				\$0
Lincoln				\$0
Lumpkin				\$0
Madison				\$0
McDuffie				\$0
Morgan				\$0
Newton				\$0
Oconee	75	20	\$2.75	\$4,125
Oglethorpe				\$0
Putnam				\$0
Rabun				\$0
Richmond				\$0
Stephens				\$0
Towns				\$0
Union				\$0
Walton	75	40	\$2.75	\$8,250
White				\$0
Wilkes				\$0
<b>Total</b>	<b>325</b>			<b>\$37,400</b>
<b>State Total:</b>				<b>\$149,097</b>

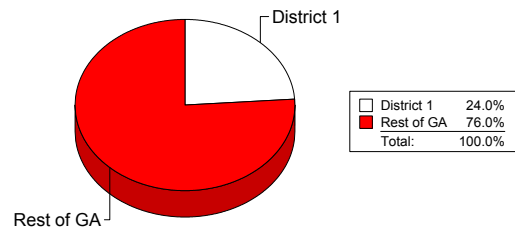
## Corn

County	Acres	Yield	Price	Farm Gate Value
Banks	100	50	\$2.65	\$13,250
Barrow				\$0
Columbia				\$0
Elbert	300	50	\$2.65	\$39,750
Franklin	300	70	\$2.65	\$55,650
Greene				\$0
Habersham	300	150	\$2.65	\$119,250
Hart	800	115	\$2.65	\$243,800
Jackson	100	45	\$2.65	\$11,925
Lincoln	425	60	\$2.65	\$67,575
Lumpkin	142	115	\$2.65	\$43,275
Madison	500	100	\$2.65	\$132,500
McDuffie	300	60	\$2.65	\$47,700
Morgan				\$0
Newton				\$0
Oconee	220	115	\$2.65	\$67,045
Oglethorpe	600	100	\$2.65	\$159,000
Putnam	160	110	\$2.65	\$46,640
Rabun	75	125	\$2.65	\$24,844
Richmond	350	110	\$2.65	\$102,025
Stephens				\$0
Towns	100	100	\$2.65	\$26,500
Union	1,500	100	\$2.65	\$397,500
Walton	275	50	\$2.65	\$36,438
White	700	140	\$2.65	\$259,700
Wilkes	700	134	\$2.65	\$248,570
<b>Total</b>	<b>7,947</b>			<b>\$2,142,936</b>
<b>State Total:</b>				<b>\$99,558,668</b>

**Congressional District as % of Georgia**



**Congressional District as % of Georgia**



## Cotton

County	Acres	Yield	Price	Farm Gate Value
Banks				\$0
Barrow				\$0
Columbia				\$0
Elbert	2,100	500	\$0.60	\$630,000
Franklin				\$0
Greene				\$0
Habersham				\$0
Hart				\$0
Jackson				\$0
Lincoln				\$0
Lumpkin				\$0
Madison	30	550	\$0.60	\$9,900
McDuffie	500	450	\$0.60	\$135,000
Morgan	1,500	480	\$0.60	\$432,000
Newton				\$0
Oconee	400	580	\$0.60	\$139,200
Oglethorpe				\$0
Putnam				\$0
Rabun				\$0
Richmond				\$0
Stephens				\$0
Towns				\$0
Union				\$0
Walton	500	500	\$0.60	\$150,000
White				\$0
Wilkes	100	582	\$0.60	\$34,920
<b>Total</b>	<b>5,130</b>			<b>\$1,531,020</b>

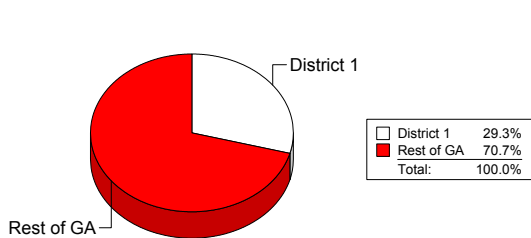
**State Total: \$501,727,753**

## Hay

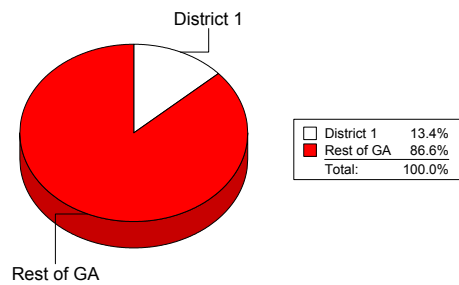
County	Acres	Yield	Price	Farm Gate Value
Banks	8,000	3.0	\$60.00	\$1,440,000
Barrow	9,200	3.0	\$60.00	\$1,545,600
Columbia	6,480	4.0	\$60.00	\$1,555,200
Elbert	5,000	3.0	\$60.00	\$900,000
Franklin	12,000	3.0	\$60.00	\$2,160,000
Greene	15,000	4.0	\$60.00	\$3,150,000
Habersham	2,500	3.0	\$60.00	\$375,000
Hart	25,000	3.0	\$60.00	\$3,900,000
Jackson	12,000	3.0	\$60.00	\$1,872,000
Lincoln	7,500	2.0	\$60.00	\$900,000
Lumpkin	2,500	2.0	\$60.00	\$300,000
Madison	10,000	3.0	\$60.00	\$1,680,000
McDuffie	1,200	3.0	\$60.00	\$216,000
Morgan	15,000	2.0	\$60.00	\$1,350,000
Newton				\$0
Oconee	7,000	3.0	\$60.00	\$1,134,000
Oglethorpe	15,000	3.0	\$60.00	\$2,340,000
Putnam	6,100	3.0	\$60.00	\$1,098,000
Rabun	250	3.0	\$60.00	\$45,000
Richmond	3,000	3.0	\$60.00	\$450,000
Stephens	3,635	3.0	\$60.00	\$654,300
Towns	4,500	2.0	\$60.00	\$540,000
Union	1,500	3.0	\$60.00	\$270,000
Walton	15,000	4.0	\$60.00	\$3,150,000
White	2,100	2.0	\$60.00	\$277,200
Wilkes	14,000	3.0	\$60.00	\$2,184,000
<b>Total</b>	<b>203,465</b>			<b>\$33,486,300</b>

**State Total: \$129,412,928**

**Congressional District as % of Georgia**



**Congressional District as % of Georgia**





## Oats

County	Acres	Yield	Price	Farm Gate Value
<b>Banks</b>				\$0
<b>Barrow</b>				\$0
<b>Columbia</b>				\$0
<b>Elbert</b>	400	60	\$2.20	\$52,800
<b>Franklin</b>	300	45	\$2.20	\$29,700
<b>Greene</b>				\$0
<b>Habersham</b>				\$0
<b>Hart</b>	100	60	\$2.20	\$13,200
<b>Jackson</b>	200	60	\$2.20	\$26,400
<b>Lincoln</b>				\$0
<b>Lumpkin</b>				\$0
<b>Madison</b>	70	60	\$2.20	\$9,240
<b>McDuffie</b>	200	60	\$2.20	\$26,400
<b>Morgan</b>	200	60	\$2.20	\$26,400
<b>Newton</b>	900	64	\$2.20	\$126,720
<b>Oconee</b>	50	60	\$2.20	\$6,600
<b>Oglethorpe</b>	250	60	\$2.20	\$33,000
<b>Putnam</b>	80	60	\$2.20	\$10,560
<b>Rabun</b>	25	65	\$2.20	\$3,575
<b>Richmond</b>	221	65	\$2.20	\$31,603
<b>Stephens</b>				\$0
<b>Towns</b>				\$0
<b>Union</b>				\$0
<b>Walton</b>	100	45	\$2.20	\$9,900
<b>White</b>				\$0
<b>Wilkes</b>				\$0
<b>Total</b>	<b>3,096</b>			<b>\$406,098</b>

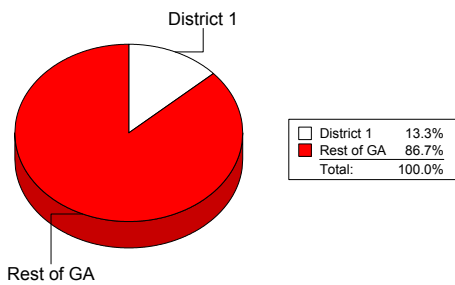
**State Total: \$10,574,566**

## Other

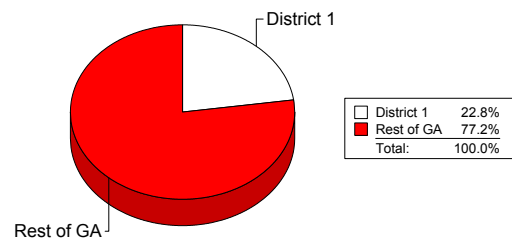
County	Farm Gate Value
<b>Banks</b>	\$0
<b>Barrow</b>	\$0
<b>Columbia</b>	\$0
<b>Elbert</b>	\$4,125
<b>Franklin</b>	\$0
<b>Greene</b>	\$40,000
<b>Habersham</b>	\$0
<b>Hart</b>	\$0
<b>Jackson</b>	\$0
<b>Lincoln</b>	\$0
<b>Lumpkin</b>	\$0
<b>Madison</b>	\$0
<b>McDuffie</b>	\$0
<b>Morgan</b>	\$0
<b>Newton</b>	\$0
<b>Oconee</b>	\$0
<b>Oglethorpe</b>	\$0
<b>Putnam</b>	\$0
<b>Rabun</b>	\$0
<b>Richmond</b>	\$0
<b>Stephens</b>	\$0
<b>Towns</b>	\$0
<b>Union</b>	\$226,000
<b>Walton</b>	\$0
<b>White</b>	\$0
<b>Wilkes</b>	\$0
<b>Total</b>	<b>\$270,125</b>

**State Total: \$98,635,112**

**Congressional District as % of Georgia**



**Congressional District as % of Georgia**



## Peanuts

County	Acres	Yield	Price	Farm Gate Value
Banks				\$0
Barrow				\$0
Columbia				\$0
Elbert				\$0
Franklin				\$0
Greene				\$0
Habersham				\$0
Hart				\$0
Jackson				\$0
Lincoln				\$0
Lumpkin				\$0
Madison				\$0
McDuffie				\$0
Morgan				\$0
Newton				\$0
Oconee				\$0
Oglethorpe				\$0
Putnam				\$0
Rabun				\$0
Richmond	95	2,500	\$0.18	\$42,750
Stephens				\$0
Towns				\$0
Union				\$0
Walton				\$0
White				\$0
Wilkes				\$0
<b>Total</b>	<b>95</b>			<b>\$42,750</b>

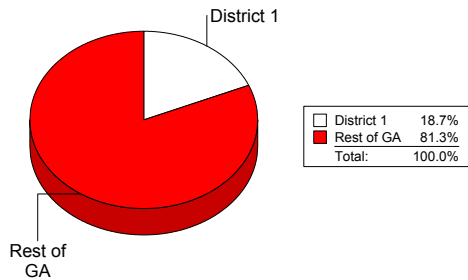
**State Total: \$232,193,157**

## Rye

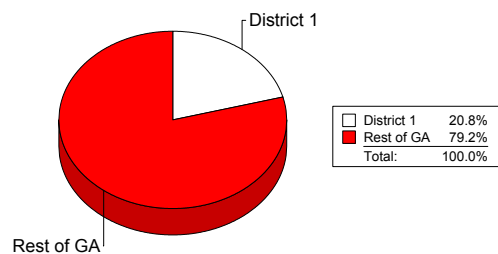
County	Acres	Yield	Price	Farm Gate Value
Banks	100	25	\$10.00	\$25,000
Barrow	75	39	\$7.00	\$20,475
Columbia				\$0
Elbert	300	30	\$10.00	\$90,000
Franklin	500	16	\$10.00	\$80,000
Greene				\$0
Habersham				\$0
Hart	120	16	\$10.00	\$19,200
Jackson	1,000	40	\$10.00	\$400,000
Lincoln				\$0
Lumpkin				\$0
Madison	120	18	\$10.00	\$21,600
McDuffie	300	25	\$10.00	\$75,000
Morgan	80	25	\$10.00	\$20,000
Newton	400	40	\$10.00	\$160,000
Oconee	250	20	\$10.00	\$50,000
Oglethorpe	225	16	\$10.00	\$36,000
Putnam	100	14	\$10.00	\$14,000
Rabun				\$0
Richmond	36	20	\$10.00	\$7,200
Stephens				\$0
Towns				\$0
Union				\$0
Walton	75	30	\$10.00	\$22,500
White				\$0
Wilkes				\$0
<b>Total</b>	<b>3,681</b>			<b>\$1,040,975</b>

**State Total: \$23,553,092**

**Congressional District as % of Georgia**



**Congressional District as % of Georgia**



## Silage

County	Acres	Yield	Price	Farm Gate Value
<b>Banks</b>	30	10.0	\$35.00	\$10,500
<b>Barrow</b>				\$0
<b>Columbia</b>				\$0
<b>Elbert</b>	600	8.0	\$35.00	\$168,000
<b>Franklin</b>				\$0
<b>Greene</b>	475	11.0	\$35.00	\$182,875
<b>Habersham</b>	200	16.0	\$35.00	\$112,000
<b>Hart</b>	1,800	14.0	\$35.00	\$882,000
<b>Jackson</b>				\$0
<b>Lincoln</b>				\$0
<b>Lumpkin</b>	160	14.0	\$35.00	\$78,400
<b>Madison</b>	400	13.0	\$35.00	\$182,000
<b>McDuffie</b>	900	10.0	\$35.00	\$315,000
<b>Morgan</b>	1,300	14.0	\$35.00	\$637,000
<b>Newton</b>	250	7.0	\$35.00	\$61,250
<b>Oconee</b>	150	15.0	\$35.00	\$78,750
<b>Oglethorpe</b>	600	16.0	\$35.00	\$336,000
<b>Putnam</b>	1,400	39.0	\$35.00	\$1,911,000
<b>Rabun</b>				\$0
<b>Richmond</b>	300	15.0	\$35.00	\$157,500
<b>Stephens</b>	250	12.0	\$35.00	\$105,000
<b>Towns</b>				\$0
<b>Union</b>	100	3.0	\$35.00	\$10,500
<b>Walton</b>				\$0
<b>White</b>	1,300	20.0	\$35.00	\$910,000
<b>Wilkes</b>	2,000	10.0	\$35.00	\$700,000
<b>Total</b>	<b>12,215</b>			<b>\$6,837,775</b>

State Total:

\$36,025,295

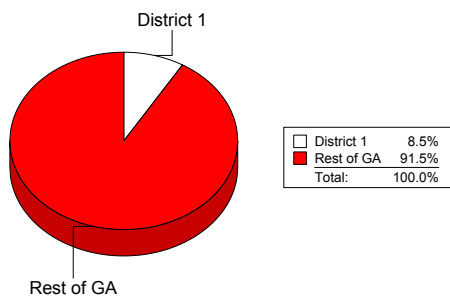
## Sorghum

County	Acres	Yield	Price	Farm Gate Value
<b>Banks</b>				\$0
<b>Barrow</b>				\$0
<b>Columbia</b>				\$0
<b>Elbert</b>	400	50	\$2.30	\$46,000
<b>Franklin</b>	500	35	\$2.30	\$40,250
<b>Greene</b>				\$0
<b>Habersham</b>				\$0
<b>Hart</b>	225	43	\$2.30	\$22,253
<b>Jackson</b>	300	20	\$2.30	\$13,800
<b>Lincoln</b>				\$0
<b>Lumpkin</b>				\$0
<b>Madison</b>	80	42	\$2.30	\$7,728
<b>McDuffie</b>	200	30	\$2.30	\$13,800
<b>Morgan</b>				\$0
<b>Newton</b>	100	55	\$2.30	\$12,650
<b>Oconee</b>	100	40	\$2.30	\$9,200
<b>Oglethorpe</b>	275	43	\$2.30	\$27,198
<b>Putnam</b>	130	43	\$2.30	\$12,857
<b>Rabun</b>	10	50	\$2.30	\$1,150
<b>Richmond</b>				\$0
<b>Stephens</b>				\$0
<b>Towns</b>				\$0
<b>Union</b>				\$0
<b>Walton</b>	200	12	\$2.30	\$5,520
<b>White</b>				\$0
<b>Wilkes</b>				\$0
<b>Total</b>	<b>2,520</b>			<b>\$212,405</b>

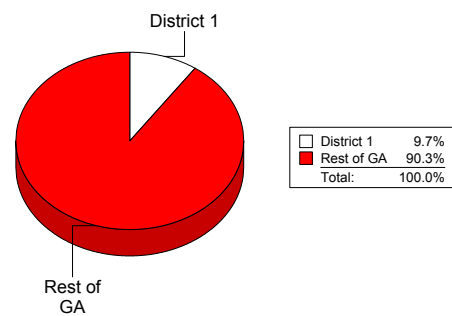
State Total:

\$4,336,179

Congressional District as % of Georgia



Congressional District as % of Georgia



## Soybeans

County	Acres	Yield	Price	Farm Gate Value
<b>Banks</b>				\$0
<b>Barrow</b>	40	33	\$5.30	\$6,996
<b>Columbia</b>				\$0
<b>Elbert</b>	300	20	\$5.30	\$31,800
<b>Franklin</b>	1,000	20	\$5.30	\$106,000
<b>Greene</b>				\$0
<b>Habersham</b>				\$0
<b>Hart</b>	2,900	21	\$5.30	\$322,770
<b>Jackson</b>	500	10	\$5.30	\$26,500
<b>Lincoln</b>				\$0
<b>Lumpkin</b>				\$0
<b>Madison</b>	500	20	\$5.30	\$53,000
<b>McDuffie</b>	300	15	\$5.30	\$23,850
<b>Morgan</b>	50	15	\$5.30	\$3,975
<b>Newton</b>	450	35	\$5.30	\$83,475
<b>Oconee</b>	250	22	\$5.30	\$29,150
<b>Oglethorpe</b>	500	20	\$5.30	\$53,000
<b>Putnam</b>				\$0
<b>Rabun</b>				\$0
<b>Richmond</b>	515	28	\$5.30	\$76,426
<b>Stephens</b>				\$0
<b>Towns</b>				\$0
<b>Union</b>				\$0
<b>Walton</b>	400	15	\$5.30	\$31,800
<b>White</b>				\$0
<b>Wilkes</b>				\$0
<b>Total</b>	<b>7,705</b>			<b>\$848,742</b>

**State Total:**

**\$19,980,989**

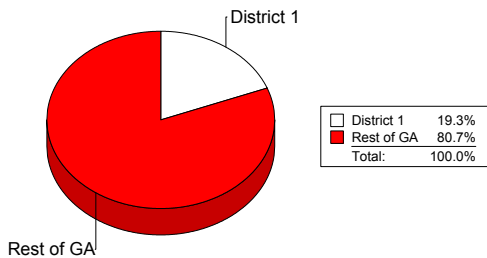
## Straw

County	Acres	Yield	Price	Farm Gate Value
<b>Banks</b>	200	75	\$2.00	\$30,000
<b>Barrow</b>	100	100	\$2.00	\$20,000
<b>Columbia</b>				\$0
<b>Elbert</b>				\$0
<b>Franklin</b>	2,500	60	\$2.00	\$300,000
<b>Greene</b>	75	40	\$2.00	\$6,000
<b>Habersham</b>	500	80	\$2.00	\$80,000
<b>Hart</b>	2,200	75	\$2.00	\$330,000
<b>Jackson</b>	3,500	75	\$2.00	\$525,000
<b>Lincoln</b>				\$0
<b>Lumpkin</b>	30	75	\$2.00	\$4,500
<b>Madison</b>	3,000	78	\$2.00	\$468,000
<b>McDuffie</b>				\$0
<b>Morgan</b>	400	75	\$2.00	\$60,000
<b>Newton</b>	1,200	70	\$2.00	\$168,000
<b>Oconee</b>	1,050	80	\$2.00	\$168,000
<b>Oglethorpe</b>	500	75	\$2.00	\$75,000
<b>Putnam</b>				\$0
<b>Rabun</b>				\$0
<b>Richmond</b>	50	85	\$2.00	\$8,500
<b>Stephens</b>				\$0
<b>Towns</b>				\$0
<b>Union</b>				\$0
<b>Walton</b>				\$0
<b>White</b>	50	75	\$2.00	\$7,500
<b>Wilkes</b>				\$0
<b>Total</b>	<b>15,355</b>			<b>\$2,250,500</b>

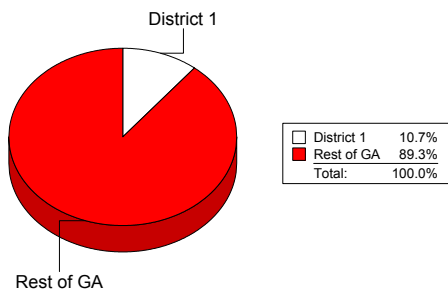
**State Total:**

**\$19,395,801**

**Congressional District as % of Georgia**



**Congressional District as % of Georgia**



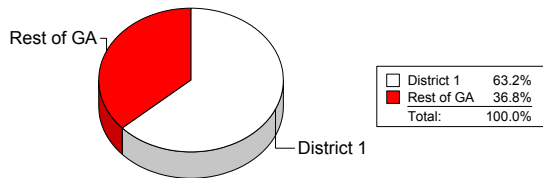
## Tobacco

County	Acres	Yield	Price	Farm Gate Value
Banks				\$0
Barrow				\$0
Columbia				\$0
Elbert				\$0
Franklin				\$0
Greene				\$0
Habersham				\$0
Hart				\$0
Jackson				\$0
Lincoln				\$0
Lumpkin				\$0
Madison				\$0
McDuffie				\$0
Morgan				\$0
Newton				\$0
Oconee				\$0
Oglethorpe				\$0
Putnam				\$0
Rabun				\$0
Richmond				\$0
Stephens				\$0
Towns	10	1,500	\$2.00	\$30,000
Union	10	1,800	\$1.84	\$33,120
Walton				\$0
White				\$0
Wilkes				\$0
<b>Total</b>	<b>20</b>			<b>\$63,120</b>
<b>State Total:</b>				<b>\$110,267,030</b>

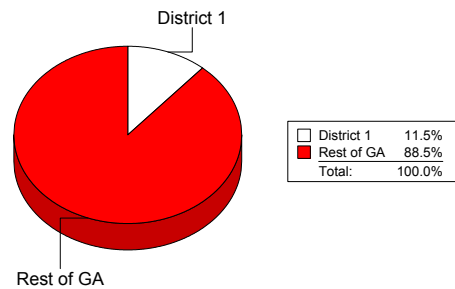
## Wheat

County	Acres	Yield	Price	Farm Gate Value
Banks				\$0
Barrow				\$0
Columbia				\$0
Elbert	1,000	40	\$3.40	\$136,000
Franklin	700	40	\$3.40	\$95,200
Greene	250	40	\$3.40	\$34,000
Habersham	600	40	\$3.40	\$81,600
Hart	3,000	41	\$3.40	\$418,200
Jackson	3,500	40	\$3.40	\$476,000
Lincoln				\$0
Lumpkin	290	41	\$3.40	\$40,426
Madison	2,800	41	\$3.40	\$390,320
McDuffie	500	40	\$3.40	\$68,000
Morgan	800	40	\$3.40	\$108,800
Newton	1,500	40	\$3.40	\$204,000
Oconee	700	40	\$3.40	\$95,200
Oglethorpe	300	40	\$3.40	\$40,800
Putnam				\$0
Rabun	15	40	\$3.40	\$2,040
Richmond	231	45	\$3.40	\$35,343
Stephens	200	40	\$3.40	\$27,200
Towns				\$0
Union				\$0
Walton	1,200	40	\$3.40	\$163,200
White	150	30	\$3.40	\$15,300
Wilkes	1,400	45	\$3.40	\$214,200
<b>Total</b>	<b>19,136</b>			<b>\$2,645,829</b>
<b>State Total:</b>				<b>\$40,476,077</b>

**Congressional District as % of Georgia**



**Congressional District as % of Georgia**



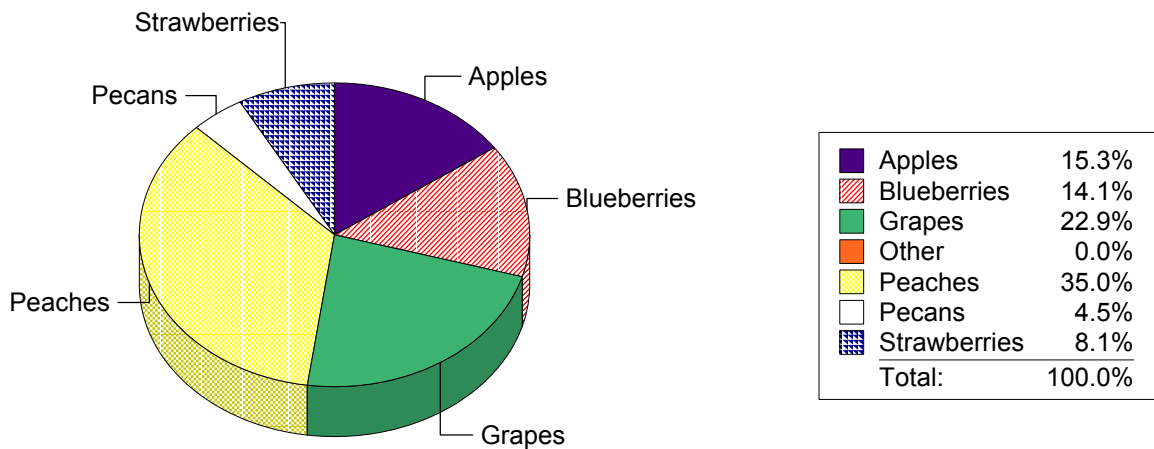
# Fruit and Nut Farm Gate Value

## Congressional District 9

\$ 5,917,287

### 2002 Fruit and Nut Farm Gate Value

#### Congressional District 9



## Apples

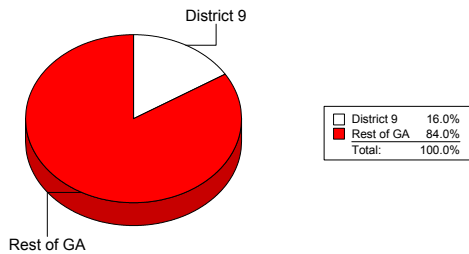
County	Acres	Farm Gate Value
Banks		\$0
Barrow		\$0
Columbia		\$0
Elbert		\$0
Franklin		\$0
Greene		\$0
Habersham	200	\$504,000
Hart	10	\$25,900
Jackson		\$0
Lincoln	10	\$20,300
Lumpkin		\$0
Madison	8	\$15,680
McDuffie		\$0
Morgan		\$0
Newton	3	\$4,200
Oconee		\$0
Oglethorpe		\$0
Putnam		\$0
Rabun	110	\$308,000
Richmond		\$0
Stephens		\$0
Towns		\$0
Union	12	\$28,728
Walton		\$0
White		\$0
Wilkes		\$0
<b>Total</b>	<b>353</b>	<b>\$906,808</b>

## Blueberries

County	Acres	Farm Gate Value
Banks		\$0
Barrow	3	\$7,500
Columbia	5	\$5,000
Elbert		\$0
Franklin		\$0
Greene		\$0
Habersham	25	\$92,500
Hart	8	\$30,240
Jackson		\$0
Lincoln		\$0
Lumpkin		\$0
Madison	16	\$50,500
McDuffie	6	\$81,000
Morgan		\$0
Newton	17	\$72,000
Oconee	5	\$23,085
Oglethorpe		\$0
Putnam	2	\$7,830
Rabun	15	\$65,625
Richmond	3	\$10,530
Stephens	6	\$20,250
Towns	10	\$25,000
Union	20	\$324,000
Walton	6	\$18,750
White		\$0
Wilkes		\$0
<b>Total</b>	<b>147</b>	<b>\$833,810</b>

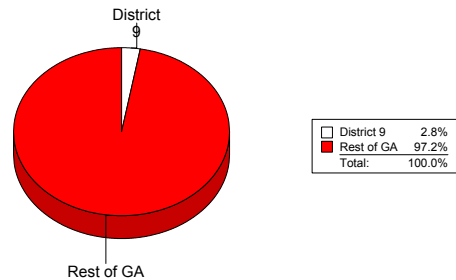
State Total: \$5,658,128

Congressional District as % of Georgia



State Total: \$29,627,829

Congressional District as % of Georgia



## Grapes

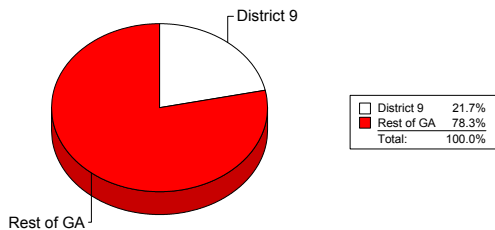
County	Acres	Farm Gate Value
Banks		\$0
Barrow	53	\$147,870
Columbia		\$0
Elbert		\$0
Franklin		\$0
Greene	3	\$9,000
Habersham	87	\$465,885
Hart		\$0
Jackson		\$0
Lincoln		\$0
Lumpkin	52	\$167,076
Madison	40	\$121,920
McDuffie		\$0
Morgan		\$0
Newton	28	\$115,000
Oconee		\$0
Oglethorpe		\$0
Putnam		\$0
Rabun	22	\$68,200
Richmond		\$0
Stephens	4	\$7,440
Towns	10	\$24,000
Union	7	\$19,110
Walton		\$0
White	40	\$210,800
Wilkes		\$0
<b>Total</b>	<b>346</b>	<b>\$1,356,301</b>

## Other

County	Farm Gate Value
Banks	
Barrow	
Columbia	
Elbert	
Franklin	
Greene	
Habersham	
Hart	
Jackson	
Lincoln	
Lumpkin	
Madison	
McDuffie	
Morgan	
Newton	
Oconee	
Oglethorpe	
Putnam	
Rabun	
Richmond	
Stephens	
Towns	
Union	
Walton	
White	
Wilkes	
<b>Total</b>	

**State Total: \$6,241,945**

### Congressional District as % of Georgia





## Peaches

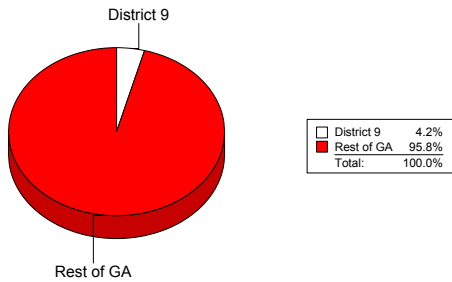
County	Acres	Farm Gate Value
Banks		\$0
Barrow		\$0
Columbia		\$0
Elbert		\$0
Franklin	15	\$28,500
Greene		\$0
Habersham	75	\$213,750
Hart	42	\$116,987
Jackson		\$0
Lincoln		\$0
Lumpkin		\$0
Madison	18	\$42,288
McDuffie		\$0
Morgan	15	\$25,650
Newton		\$0
Oconee	250	\$1,600,000
Oglethorpe		\$0
Putnam		\$0
Rabun	10	\$26,600
Richmond		\$0
Stephens	4	\$7,600
Towns		\$0
Union		\$0
Walton	6	\$11,400
White		\$0
Wilkes		\$0
<b>Total</b>	<b>435</b>	<b>\$2,072,775</b>

## Pecans

County	Acres	Farm Gate Value
Banks		\$0
Barrow	10	\$5,600
Columbia		\$0
Elbert	100	\$11,400
Franklin	30	\$4,275
Greene		\$0
Habersham		\$0
Hart	130	\$51,870
Jackson		\$0
Lincoln	15	\$4,275
Lumpkin		\$0
Madison	22	\$12,540
McDuffie	80	\$27,360
Morgan	250	\$71,250
Newton		\$0
Oconee	10	\$2,850
Oglethorpe		\$0
Putnam	130	\$15,561
Rabun		\$0
Richmond	250	\$49,875
Stephens		\$0
Towns		\$0
Union		\$0
Walton	15	\$10,688
White		\$0
Wilkes		\$0
<b>Total</b>	<b>1,042</b>	<b>\$267,544</b>

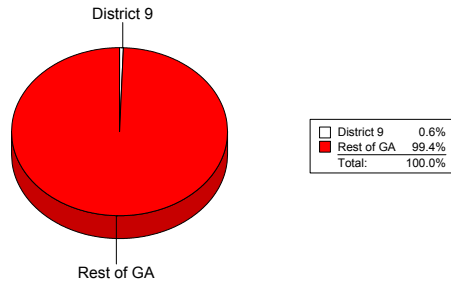
State Total: \$49,852,368

Congressional District as % of Georgia



State Total: \$45,814,273

Congressional District as % of Georgia

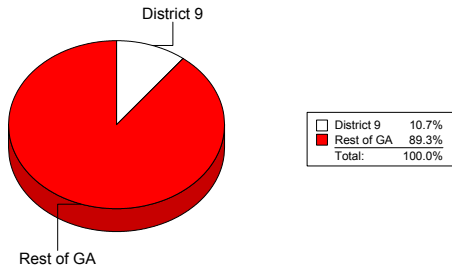


# Strawberries

County	Acres	Farm Gate Value
<b>Banks</b>		\$0
<b>Barrow</b>		\$0
<b>Columbia</b>	0	\$1,800
<b>Elbert</b>	3	\$6,750
<b>Franklin</b>	2	\$2,250
<b>Greene</b>		\$0
<b>Habersham</b>	3	\$45,000
<b>Hart</b>	2	\$30,000
<b>Jackson</b>		\$0
<b>Lincoln</b>		\$0
<b>Lumpkin</b>	2	\$20,000
<b>Madison</b>		\$0
<b>McDuffie</b>		\$0
<b>Morgan</b>		\$0
<b>Newton</b>		\$0
<b>Oconee</b>	5	\$74,250
<b>Oglethorpe</b>		\$0
<b>Putnam</b>		\$0
<b>Rabun</b>	15	\$225,000
<b>Richmond</b>		\$0
<b>Stephens</b>	5	\$75,000
<b>Towns</b>		\$0
<b>Union</b>		\$0
<b>Walton</b>		\$0
<b>White</b>		\$0
<b>Wilkes</b>		\$0
<b>Total</b>	<b>36</b>	<b>\$480,050</b>

**State Total: \$4,492,716**

## Congressional District as % of Georgia



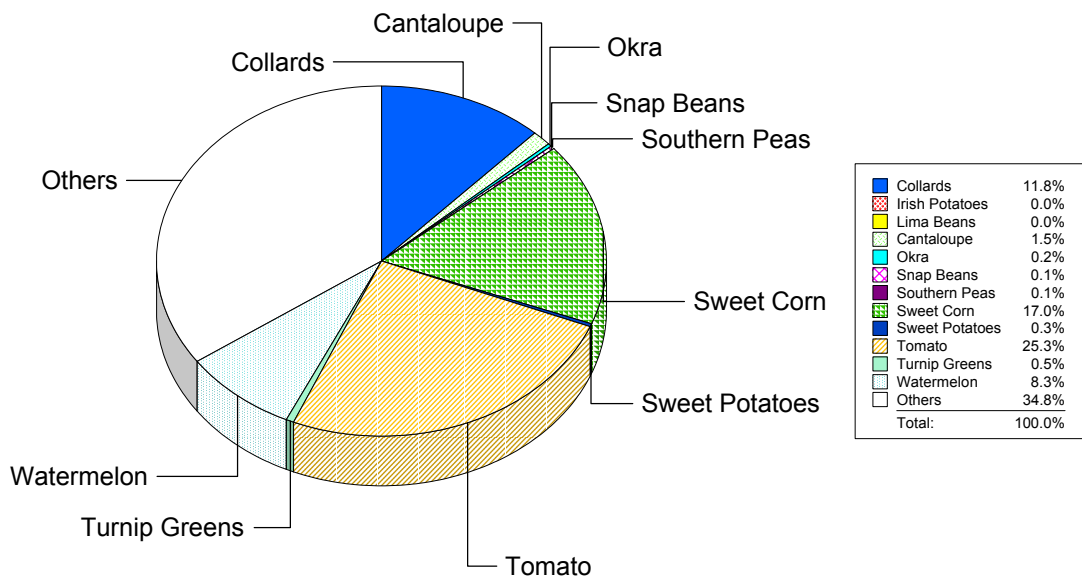
# Vegetable Farm Gate Value

## Congressional District 9

\$ 8,175,658

### 2002 Vegetable Farm Gate Value

#### Congressional District 9



## Banana Peppers

	Acres	Farm Gate Value
Banks		\$0
Barrow		\$0
Columbia		\$0
Elbert		\$0
Franklin		\$0
Greene		\$0
Habersham		\$0
Hart		\$0
Jackson		\$0
Lincoln		\$0
Lumpkin		\$0
Madison		\$0
McDuffie		\$0
Morgan		\$0
Newton	1	\$2,000
Oconee		\$0
Oglethorpe		\$0
Putnam		\$0
Rabun		\$0
Richmond		\$0
Stephens		\$0
Towns		\$0
Union		\$0
Walton		\$0
White		\$0
Wilkes		\$0
<b>Total</b>	<b>1</b>	<b>\$2,000</b>

State Total:

\$983,200

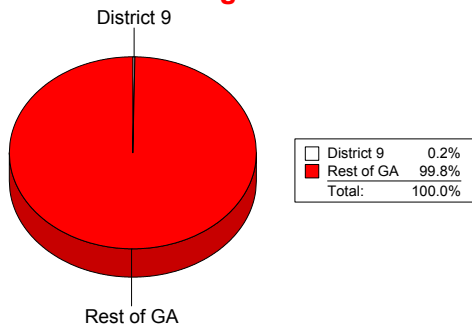
## Bell Peppers

	Acres	Farm Gate Value
Banks		\$0
Barrow		\$0
Columbia		\$0
Elbert		\$0
Franklin		\$0
Greene		\$0
Habersham		\$0
Hart		\$0
Jackson		\$0
Lincoln		\$0
Lumpkin		\$0
Madison		\$0
McDuffie		\$0
Morgan		\$0
Newton	1	\$2,580
Oconee		\$0
Oglethorpe		\$0
Putnam		\$0
Rabun	10	\$68,800
Richmond		\$0
Stephens		\$0
Towns		\$0
Union	10	\$10,220
Walton		\$0
White	1	\$2,580
Wilkes		\$0
<b>Total</b>	<b>22</b>	<b>\$84,180</b>

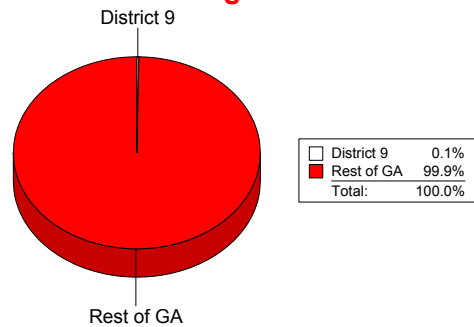
State Total:

\$57,905,678

**Congressional District as % of Georgia**



**Congressional District as % of Georgia**



## Broccoli

	Acres	Farm Gate Value
Banks		\$0
Barrow		\$0
Columbia		\$0
Elbert		\$0
Franklin		\$0
Greene		\$0
Habersham		\$0
Hart		\$0
Jackson		\$0
Lincoln		\$0
Lumpkin		\$0
Madison		\$0
McDuffie		\$0
Morgan		\$0
Newton		\$0
Oconee		\$0
Oglethorpe		\$0
Putnam		\$0
Rabun		\$0
Richmond		\$0
Stephens		\$0
Towns		\$0
Union		\$0
Walton		\$0
White		\$0
Wilkes		\$0
<b>Total</b>		

**State Total:**

**\$284,925**

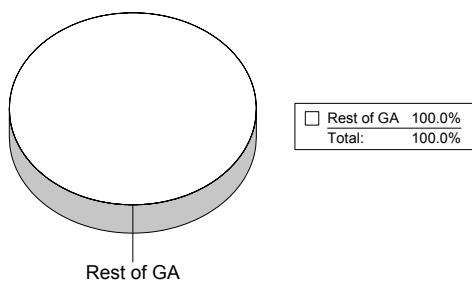
## Cabbage

	Acres	Farm Gate Value
Banks		\$0
Barrow		\$0
Columbia		\$0
Elbert		\$0
Franklin		\$0
Greene		\$0
Habersham		\$0
Hart		\$0
Jackson		\$0
Lincoln		\$0
Lumpkin		\$0
Madison		\$0
McDuffie		\$0
Morgan		\$0
Newton		\$0
Oconee		\$0
Oglethorpe		\$0
Putnam		\$0
Rabun	450	\$2,027,250
Richmond		\$0
Stephens		\$0
Towns		\$0
Union	20	\$12,050
Walton		\$0
White	1	\$2,160
Wilkes		\$0
<b>Total</b>	<b>471</b>	<b>\$2,041,460</b>

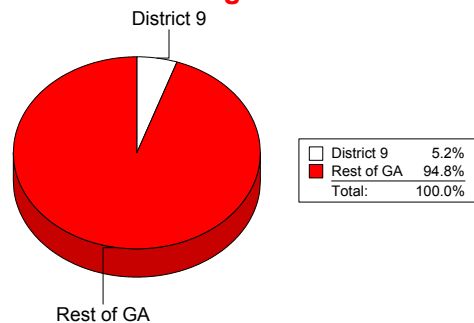
**State Total:**

**\$39,226,040**

**Congressional District as % of Georgia**



**Congressional District as % of Georgia**



## Cantaloupe

	Acres	Farm Gate Value
Banks		\$0
Barrow		\$0
Columbia		\$0
Elbert		\$0
Franklin		\$0
Greene		\$0
Habersham		\$0
Hart	4	\$8,000
Jackson		\$0
Lincoln		\$0
Lumpkin		\$0
Madison	23	\$64,400
McDuffie		\$0
Morgan		\$0
Newton	2	\$20,000
Oconee		\$0
Oglethorpe		\$0
Putnam		\$0
Rabun	5	\$18,000
Richmond	5	\$15,000
Stephens		\$0
Towns		\$0
Union		\$0
Walton		\$0
White		\$0
Wilkes		\$0
<b>Total</b>	<b>39</b>	<b>\$125,400</b>

**State Total:**

**\$25,085,474**

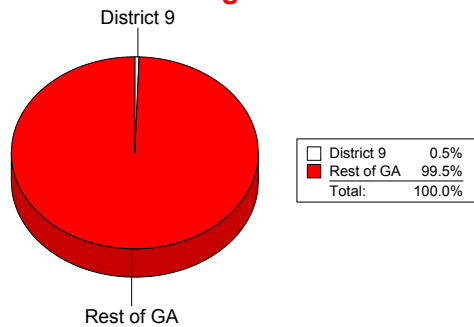
## Carrots

	Acres	Farm Gate Value
Banks		\$0
Barrow		\$0
Columbia		\$0
Elbert		\$0
Franklin		\$0
Greene		\$0
Habersham		\$0
Hart		\$0
Jackson		\$0
Lincoln		\$0
Lumpkin		\$0
Madison		\$0
McDuffie		\$0
Morgan		\$0
Newton		\$0
Oconee		\$0
Oglethorpe		\$0
Putnam		\$0
Rabun		\$0
Richmond		\$0
Stephens		\$0
Towns		\$0
Union		\$0
Walton		\$0
White		\$0
Wilkes		\$0
<b>Total</b>		

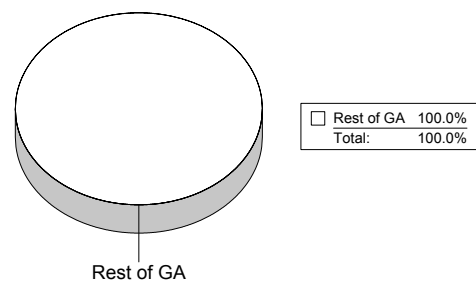
**State Total:**

**\$11,590,470**

**Congressional District as % of Georgia**



**Congressional District as % of Georgia**



## Collards

	Acres	Farm Gate Value
Banks		\$0
Barrow	2	\$1,600
Columbia		\$0
Elbert		\$0
Franklin		\$0
Greene		\$0
Habersham		\$0
Hart	3	\$2,835
Jackson		\$0
Lincoln		\$0
Lumpkin	0	\$236
Madison	80	\$57,750
McDuffie		\$0
Morgan		\$0
Newton	28	\$73,500
Oconee		\$0
Oglethorpe		\$0
Putnam		\$0
Rabun	10	\$33,075
Richmond		\$0
Stephens		\$0
Towns		\$0
Union	205	\$700,500
Walton		\$0
White	57	\$97,020
Wilkes		\$0
<b>Total</b>	<b>385</b>	<b>\$966,516</b>

**State Total:**

**\$22,561,442**

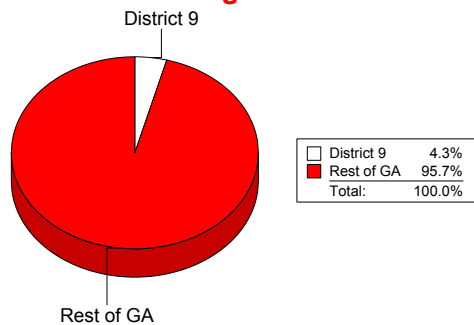
## Cucumbers

	Acres	Farm Gate Value
Banks		\$0
Barrow		\$0
Columbia		\$0
Elbert		\$0
Franklin		\$0
Greene		\$0
Habersham		\$0
Hart	2	\$980
Jackson		\$0
Lincoln		\$0
Lumpkin		\$0
Madison		\$0
McDuffie		\$0
Morgan		\$0
Newton		\$0
Oconee		\$0
Oglethorpe		\$0
Putnam		\$0
Rabun		\$0
Richmond		\$0
Stephens		\$0
Towns		\$0
Union		\$0
Walton		\$0
White		\$0
Wilkes		\$0
<b>Total</b>	<b>2</b>	<b>\$980</b>

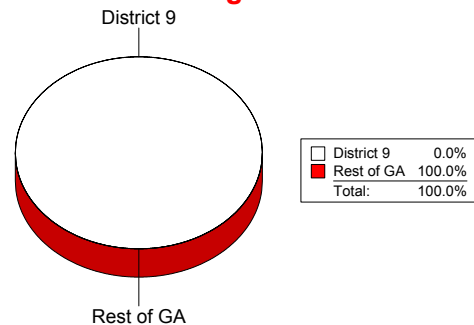
**State Total:**

**\$48,314,695**

**Congressional District as % of Georgia**



**Congressional District as % of Georgia**



## Eggplant

	Acres	Farm Gate Value
Banks		\$0
Barrow		\$0
Columbia		\$0
Elbert		\$0
Franklin		\$0
Greene		\$0
Habersham		\$0
Hart		\$0
Jackson		\$0
Lincoln		\$0
Lumpkin		\$0
Madison		\$0
McDuffie		\$0
Morgan		\$0
Newton		\$0
Oconee		\$0
Oglethorpe		\$0
Putnam		\$0
Rabun	3	\$18,000
Richmond		\$0
Stephens		\$0
Towns		\$0
Union		\$0
Walton		\$0
White		\$0
Wilkes		\$0
<b>Total</b>	<b>3</b>	<b>\$18,000</b>

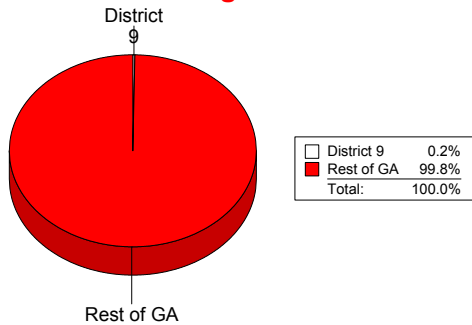
**State Total: \$9,930,587**

## English Peas

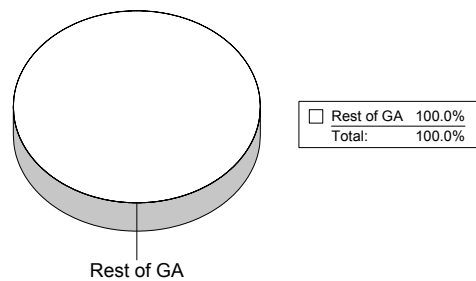
	Acres	Farm Gate Value
Banks		\$0
Barrow		\$0
Columbia		\$0
Elbert		\$0
Franklin		\$0
Greene		\$0
Habersham		\$0
Hart		\$0
Jackson		\$0
Lincoln		\$0
Lumpkin		\$0
Madison		\$0
McDuffie		\$0
Morgan		\$0
Newton		\$0
Oconee		\$0
Oglethorpe		\$0
Putnam		\$0
Rabun		\$0
Richmond		\$0
Stephens		\$0
Towns		\$0
Union		\$0
Walton		\$0
White		\$0
Wilkes		\$0
<b>Total</b>		

**State Total: \$270,510**

**Congressional District as % of Georgia**



**Congressional District as % of Georgia**





## Green House

	Acres	Farm Gate Value
Banks		\$0
Barrow		\$0
Columbia		\$0
Elbert		\$0
Franklin		\$0
Greene		\$0
Habersham		\$0
Hart		\$0
Jackson		\$0
Lincoln		\$0
Lumpkin		\$0
Madison		\$0
McDuffie		\$0
Morgan		\$0
Newton		\$0
Oconee		\$0
Oglethorpe		\$0
Putnam		\$0
Rabun		\$0
Richmond		\$0
Stephens		\$0
Towns		\$0
Union		\$0
Walton		\$0
White		\$0
Wilkes		\$0
<b>Total</b>		

**State Total:**

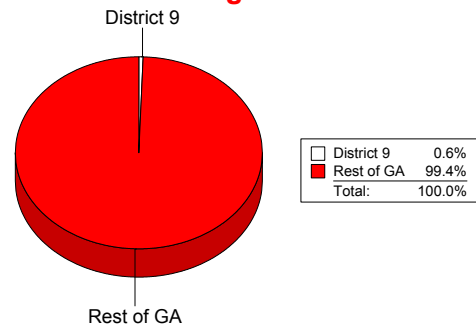
## Green Onions

	Acres	Farm Gate Value
Banks		\$0
Barrow		\$0
Columbia		\$0
Elbert		\$0
Franklin		\$0
Greene		\$0
Habersham		\$0
Hart		\$0
Jackson		\$0
Lincoln		\$0
Lumpkin		\$0
Madison		\$0
McDuffie		\$0
Morgan		\$0
Newton	2	\$12,000
Oconee		\$0
Oglethorpe		\$0
Putnam		\$0
Rabun		\$0
Richmond		\$0
Stephens		\$0
Towns		\$0
Union		\$0
Walton		\$0
White		\$0
Wilkes		\$0
<b>Total</b>	<u>2</u>	<u>\$12,000</u>

**State Total:**

**\$2,015,000**

### Congressional District as % of Georgia



## Hot Peppers

	Acres	Farm Gate Value
Banks		\$0
Barrow		\$0
Columbia		\$0
Elbert		\$0
Franklin		\$0
Greene		\$0
Habersham		\$0
Hart		\$0
Jackson		\$0
Lincoln		\$0
Lumpkin		\$0
Madison		\$0
McDuffie		\$0
Morgan		\$0
Newton		\$0
Oconee		\$0
Oglethorpe		\$0
Putnam		\$0
Rabun		\$0
Richmond		\$0
Stephens		\$0
Towns		\$0
Union		\$0
Walton		\$0
White	4	\$14,000
Wilkes		\$0
<b>Total</b>	<b>4</b>	<b>\$14,000</b>

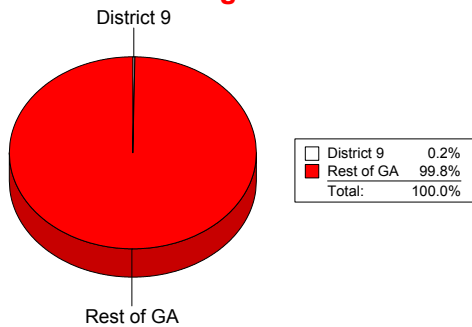
**State Total: \$9,288,790**

## Irish Potatoes

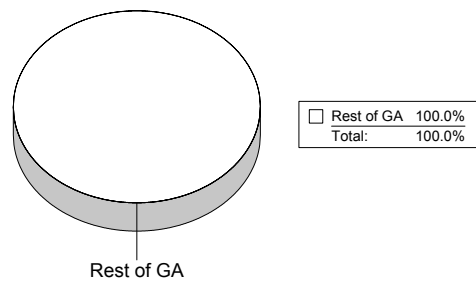
	Acres	Farm Gate Value
Banks		\$0
Barrow		\$0
Columbia		\$0
Elbert		\$0
Franklin		\$0
Greene		\$0
Habersham		\$0
Hart		\$0
Jackson		\$0
Lincoln		\$0
Lumpkin		\$0
Madison		\$0
McDuffie		\$0
Morgan		\$0
Newton		\$0
Oconee		\$0
Oglethorpe		\$0
Putnam		\$0
Rabun		\$0
Richmond		\$0
Stephens		\$0
Towns		\$0
Union		\$0
Walton		\$0
White		\$0
Wilkes		\$0
<b>Total</b>		

**State Total: \$1,461,598**

**Congressional District as % of Georgia**



**Congressional District as % of Georgia**



## Kale

	Acres	Farm Gate Value
Banks		\$0
Barrow		\$0
Columbia		\$0
Elbert		\$0
Franklin		\$0
Greene		\$0
Habersham		\$0
Hart		\$0
Jackson		\$0
Lincoln		\$0
Lumpkin		\$0
Madison		\$0
McDuffie		\$0
Morgan		\$0
Newton		\$0
Oconee		\$0
Oglethorpe		\$0
Putnam		\$0
Rabun		\$0
Richmond		\$0
Stephens		\$0
Towns		\$0
Union		\$0
Walton		\$0
White	1	\$919
Wilkes		\$0
<b>Total</b>	<b>1</b>	<b>\$919</b>

**State Total:**

**\$2,148,249**

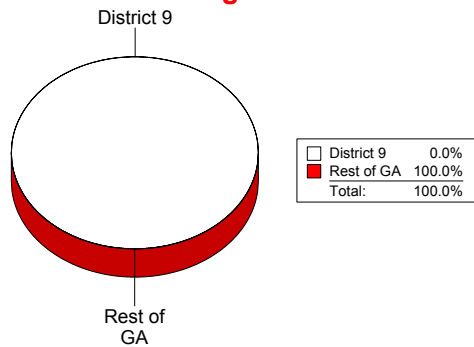
## Lettuce

	Acres	Farm Gate Value
Banks		\$0
Barrow		\$0
Columbia		\$0
Elbert		\$0
Franklin		\$0
Greene		\$0
Habersham		\$0
Hart		\$0
Jackson		\$0
Lincoln		\$0
Lumpkin		\$0
Madison		\$0
McDuffie		\$0
Morgan		\$0
Newton		\$0
Oconee		\$0
Oglethorpe		\$0
Putnam		\$0
Rabun		\$0
Richmond		\$0
Stephens		\$0
Towns		\$0
Union		\$0
Walton		\$0
White		\$0
Wilkes		\$0
<b>Total</b>		<b>\$0</b>

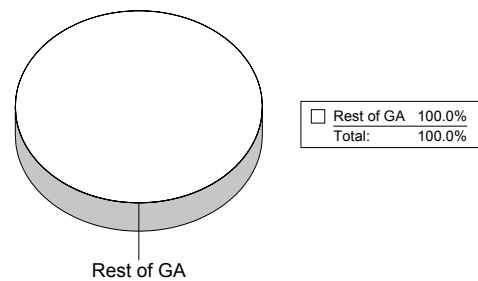
**State Total:**

**\$435,000**

**Congressional District as % of Georgia**



**Congressional District as % of Georgia**



## Lima Beans

	Acres	Farm Gate Value
Banks		\$0
Barrow		\$0
Columbia		\$0
Elbert		\$0
Franklin		\$0
Greene		\$0
Habersham		\$0
Hart		\$0
Jackson		\$0
Lincoln		\$0
Lumpkin		\$0
Madison		\$0
McDuffie		\$0
Morgan		\$0
Newton		\$0
Oconee		\$0
Oglethorpe		\$0
Putnam		\$0
Rabun		\$0
Richmond		\$0
Stephens		\$0
Towns		\$0
Union		\$0
Walton		\$0
White		\$0
Wilkes		\$0
Total		\$0

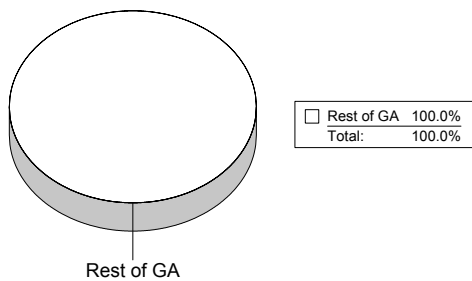
**State Total:** \$6,443,803

## Mustard

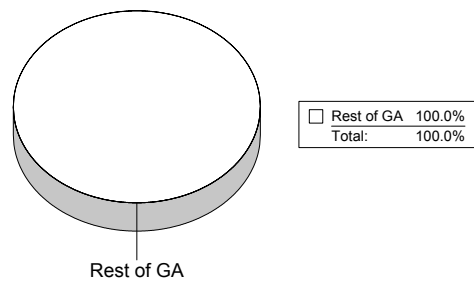
	Acres	Farm Gate Value
Banks		\$0
Barrow		\$0
Columbia		\$0
Elbert		\$0
Franklin		\$0
Greene		\$0
Habersham		\$0
Hart		\$0
Jackson		\$0
Lincoln		\$0
Lumpkin		\$0
Madison		\$0
McDuffie		\$0
Morgan		\$0
Newton		\$0
Oconee		\$0
Oglethorpe		\$0
Putnam		\$0
Rabun		\$0
Richmond		\$0
Stephens		\$0
Towns		\$0
Union		\$0
Walton		\$0
White		\$0
Wilkes		\$0
Total		\$0

**State Total:** \$7,177,992

**Congressional District as % of Georgia**



**Congressional District as % of Georgia**



## Okra

	Acres	Farm Gate Value
Banks		\$0
Barrow		\$0
Columbia		\$0
Elbert		\$0
Franklin		\$0
Greene		\$0
Habersham		\$0
Hart		\$0
Jackson		\$0
Lincoln		\$0
Lumpkin	0	\$145
Madison	6	\$3,990
McDuffie		\$0
Morgan		\$0
Newton		\$0
Oconee		\$0
Oglethorpe		\$0
Putnam		\$0
Rabun	5	\$11,375
Richmond		\$0
Stephens		\$0
Towns		\$0
Union		\$0
Walton		\$0
White	2	\$4,655
Wilkes		\$0
<b>Total</b>	<b>13</b>	<b>\$20,165</b>

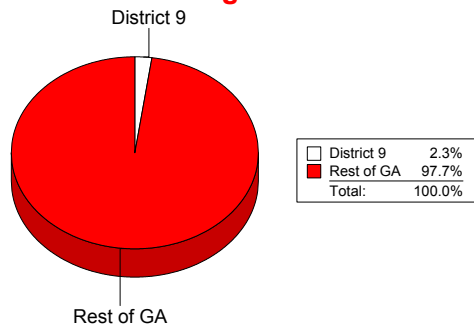
## Onions

	Acres	Farm Gate Value
Banks		\$0
Barrow		\$0
Columbia		\$0
Elbert		\$0
Franklin		\$0
Greene		\$0
Habersham		\$0
Hart		\$0
Jackson		\$0
Lincoln		\$0
Lumpkin		\$0
Madison		\$0
McDuffie		\$0
Morgan		\$0
Newton		\$0
Oconee		\$0
Oglethorpe		\$0
Putnam		\$0
Rabun		\$0
Richmond		\$0
Stephens		\$0
Towns		\$0
Union		\$0
Walton		\$0
White		\$0
Wilkes		\$0
<b>Total</b>		

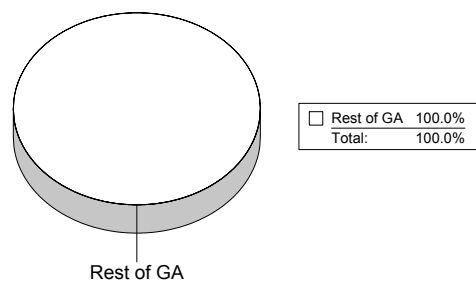
**State Total: \$891,816**

**State Total: \$70,459,800**

**Congressional District as % of Georgia**



**Congressional District as % of Georgia**



## Other

	Farm Gate Value
Banks	
Barrow	
Columbia	
Elbert	
Franklin	
Greene	
Habersham	
Hart	\$94,867
Jackson	
Lincoln	
Lumpkin	
Madison	\$9,000
McDuffie	\$32,000
Morgan	
Newton	
Oconee	
Oglethorpe	
Putnam	
Rabun	
Richmond	
Stephens	
Towns	
Union	
Walton	\$105,000
White	
Wilkes	
<b>Total</b>	<b>\$240,867</b>

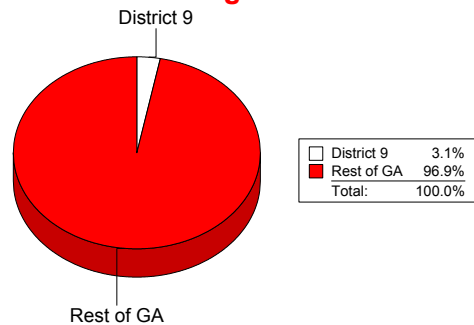
## Pole Beans

	Acres	Farm Gate Value
Banks		\$0
Barrow		\$0
Columbia		\$0
Elbert		\$0
Franklin		\$0
Greene		\$0
Habersham		\$0
Hart		\$0
Jackson		\$0
Lincoln		\$0
Lumpkin		\$0
Madison		\$0
McDuffie		\$0
Morgan		\$0
Newton		\$0
Oconee		\$0
Oglethorpe		\$0
Putnam		\$0
Rabun		\$0
Richmond	3	\$11,250
Stephens		\$0
Towns		\$0
Union	20	\$60,000
Walton		\$0
White	4	\$9,000
Wilkes		\$0
<b>Total</b>	<b>27</b>	<b>\$80,250</b>

**State Total:**

**\$2,601,245**

**Congressional District as % of Georgia**



## Pumpkin

	Acres	Farm Gate Value
Banks		\$0
Barrow		\$0
Columbia		\$0
Elbert		\$0
Franklin		\$0
Greene		\$0
Habersham		\$0
Hart	12	\$36,000
Jackson		\$0
Lincoln		\$0
Lumpkin	50	\$75,000
Madison		\$0
McDuffie		\$0
Moran		\$0
Newton		\$0
Oconee		\$0
Oglethorpe		\$0
Putnam		\$0
Rabun	20	\$80,000
Richmond		\$0
Stephens		\$0
Towns		\$0
Union		\$0
Walton		\$0
White	24	\$80,000
Wilkes		\$0
<b>Total</b>	<b>106</b>	<b>\$271,000</b>

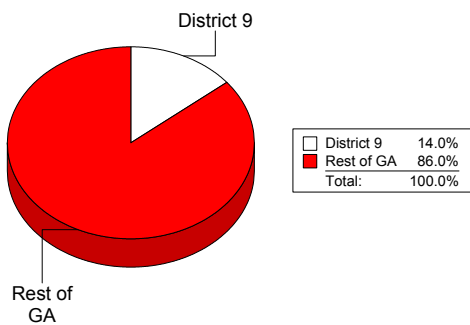
**State Total: \$1,930,630**

## Snap Beans

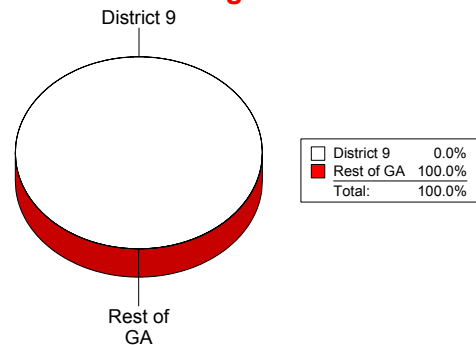
	Acres	Farm Gate Value
Banks		\$0
Barrow		\$0
Columbia		\$0
Elbert		\$0
Franklin		\$0
Greene		\$0
Habersham		\$0
Hart		\$0
Jackson		\$0
Lincoln		\$0
Lumpkin	1	\$588
Madison		\$0
McDuffie		\$0
Moran		\$0
Newton		\$0
Oconee		\$0
Oglethorpe		\$0
Putnam		\$0
Rabun		\$0
Richmond	3	\$6,552
Stephens		\$0
Towns		\$0
Union		\$0
Walton		\$0
White		\$0
Wilkes		\$0
<b>Total</b>	<b>4</b>	<b>\$7,140</b>

**State Total: \$39,057,905**

**Congressional District as % of Georgia**



**Congressional District as % of Georgia**



## Southern Peas

	Acres	Farm Gate Value
Banks		\$0
Barrow		\$0
Columbia		\$0
Elbert		\$0
Franklin		\$0
Greene		\$0
Habersham		\$0
Hart		\$0
Jackson		\$0
Lincoln		\$0
Lumpkin	1	\$460
Madison		\$0
McDuffie		\$0
Morgan		\$0
Newton		\$0
Oconee	2	\$2,990
Oglethorpe		\$0
Putnam		\$0
Rabun		\$0
Richmond	3	\$4,485
Stephens		\$0
Towns		\$0
Union		\$0
Walton	3	\$1,035
White		\$0
Wilkes		\$0
<b>Total</b>	<b>9</b>	<b>\$8,970</b>

**State Total:**

**\$7,136,875**

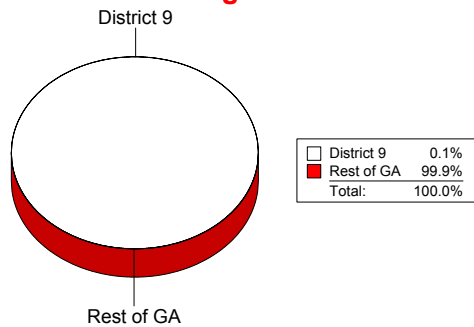
## Spinach

	Acres	Farm Gate Value
Banks		\$0
Barrow		\$0
Columbia		\$0
Elbert		\$0
Franklin		\$0
Greene		\$0
Habersham		\$0
Hart		\$0
Jackson		\$0
Lincoln		\$0
Lumpkin		\$0
Madison		\$0
McDuffie		\$0
Morgan		\$0
Newton		\$0
Oconee		\$0
Oglethorpe		\$0
Putnam		\$0
Rabun		\$0
Richmond		\$0
Stephens		\$0
Towns		\$0
Union		\$0
Walton		\$0
White		\$0
Wilkes		\$0
<b>Total</b>		

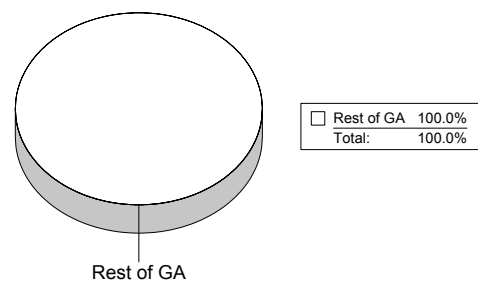
**State Total:**

**\$330,000**

**Congressional District as % of Georgia**



**Congressional District as % of Georgia**





## Sweet Corn

	Acres	Farm Gate Value
Banks		\$0
Barrow	2	\$500
Columbia		\$0
Elbert		\$0
Franklin		\$0
Greene		\$0
Habersham		\$0
Hart	32	\$31,552
Jackson		\$0
Lincoln		\$0
Lumpkin	5	\$6,125
Madison	32	\$51,800
McDuffie		\$0
Morgan		\$0
Newton	57	\$63,600
Oconee		\$0
Oglethorpe		\$0
Putnam	130	\$273,000
Rabun	100	\$170,000
Richmond	50	\$122,500
Stephens		\$0
Towns	12	\$11,760
Union	150	\$577,500
Walton	5	\$6,125
White	100	\$77,000
Wilkes		\$0
<b>Total</b>	<b>675</b>	<b>\$1,391,462</b>

**State Total:**

**\$67,515,919**

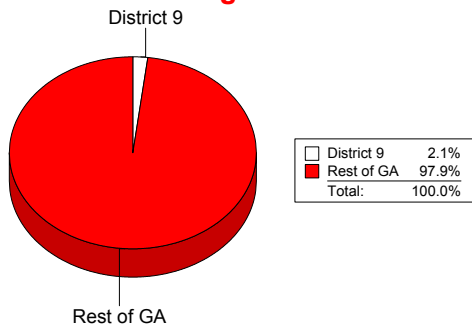
## Sweet Potatoes

	Acres	Farm Gate Value
Banks		\$0
Barrow		\$0
Columbia		\$0
Elbert		\$0
Franklin		\$0
Greene		\$0
Habersham		\$0
Hart		\$0
Jackson		\$0
Lincoln		\$0
Lumpkin		\$0
Madison		\$0
McDuffie	10	\$23,925
Morgan		\$0
Newton		\$0
Oconee		\$0
Oglethorpe		\$0
Putnam		\$0
Rabun		\$0
Richmond		\$0
Stephens		\$0
Towns		\$0
Union		\$0
Walton		\$0
White		\$0
Wilkes		\$0
<b>Total</b>	<b>10</b>	<b>\$23,925</b>

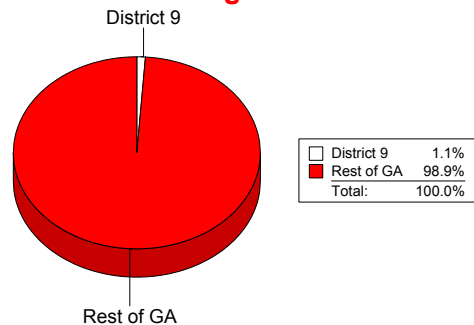
**State Total:**

**\$2,208,743**

**Congressional District as % of Georgia**



**Congressional District as % of Georgia**



## Tomato

	Acres	Farm Gate Value
Banks		\$0
Barrow		\$0
Columbia		\$0
Elbert	5	\$8,000
Franklin		\$0
Greene		\$0
Habersham		\$0
Hart		\$0
Jackson		\$0
Lincoln		\$0
Lumpkin	2	\$5,691
Madison	10	\$20,724
McDuffie		\$0
Morgan		\$0
Newton	8	\$23,760
Oconee		\$0
Oglethorpe		\$0
Putnam	2	\$3,140
Rabun	135	\$1,907,550
Richmond	10	\$81,170
Stephens		\$0
Towns	2	\$2,560
Union		\$0
Walton		\$0
White	2	\$14,130
Wilkes		\$0
<b>Total</b>	<b>176</b>	<b>\$2,066,725</b>

**State Total:**

**\$54,509,572**

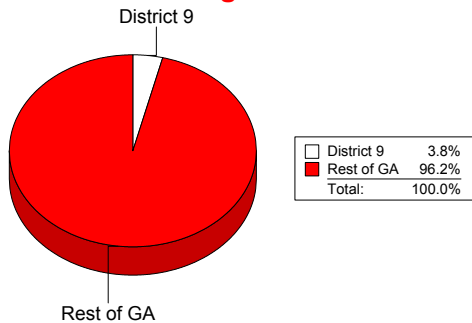
## Turnip Greens

	Acres	Farm Gate Value
Banks		\$0
Barrow		\$0
Columbia		\$0
Elbert		\$0
Franklin		\$0
Greene		\$0
Habersham		\$0
Hart		\$0
Jackson		\$0
Lincoln		\$0
Lumpkin	1	\$197
Madison	40	\$16,695
McDuffie		\$0
Morgan		\$0
Newton		\$0
Oconee		\$0
Oglethorpe		\$0
Putnam		\$0
Rabun		\$0
Richmond		\$0
Stephens		\$0
Towns		\$0
Union		\$0
Walton		\$0
White	14	\$23,940
Wilkes		\$0
<b>Total</b>	<b>55</b>	<b>\$40,832</b>

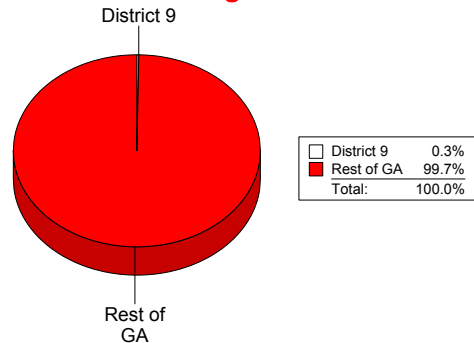
**State Total:**

**\$13,194,697**

**Congressional District as % of Georgia**



**Congressional District as % of Georgia**



## Turnip Roots

	Acres	Farm Gate Value
Banks		\$0
Barrow		\$0
Columbia		\$0
Elbert		\$0
Franklin		\$0
Greene		\$0
Habersham		\$0
Hart		\$0
Jackson		\$0
Lincoln		\$0
Lumpkin		\$0
Madison		\$0
McDuffie		\$0
Morgan		\$0
Newton		\$0
Oconee		\$0
Oglethorpe		\$0
Putnam		\$0
Rabun		\$0
Richmond		\$0
Stephens		\$0
Towns		\$0
Union		\$0
Walton		\$0
White		\$0
Wilkes		\$0
<b>Total</b>		

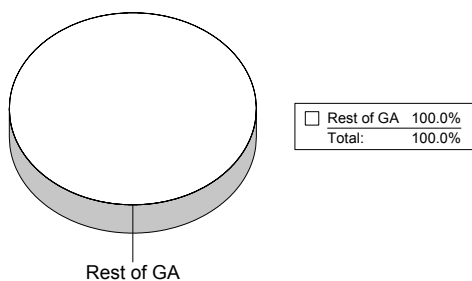
**State Total: \$308,280**

## Watermelon

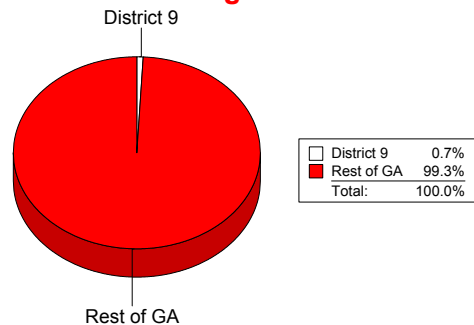
	Acres	Farm Gate Value
Banks		\$0
Barrow	2	\$1,080
Columbia		\$0
Elbert	2	\$2,325
Franklin	200	\$465,000
Greene		\$0
Habersham		\$0
Hart	16	\$15,500
Jackson		\$0
Lincoln		\$0
Lumpkin		\$0
Madison	5	\$8,913
McDuffie	10	\$31,000
Morgan		\$0
Newton		\$0
Oconee		\$0
Oglethorpe		\$0
Putnam		\$0
Rabun		\$0
Richmond	40	\$155,000
Stephens		\$0
Towns		\$0
Union		\$0
Walton		\$0
White		\$0
Wilkes		\$0
<b>Total</b>	<b>275</b>	<b>\$678,818</b>

**State Total: \$94,778,608**

**Congressional District as % of Georgia**



**Congressional District as % of Georgia**



## Winter Squash

	Acres	Farm Gate Value
Banks		\$0
Barrow		\$0
Columbia		\$0
Elbert		\$0
Franklin		\$0
Greene		\$0
Habersham		\$0
Hart		\$0
Jackson		\$0
Lincoln		\$0
Lumpkin		\$0
Madison		\$0
McDuffie		\$0
Morgan		\$0
Newton		\$0
Oconee		\$0
Oglethorpe		\$0
Putnam		\$0
Rabun		\$0
Richmond		\$0
Stephens		\$0
Towns		\$0
Union		\$0
Walton		\$0
White		\$0
Wilkes		\$0
<b>Total</b>		

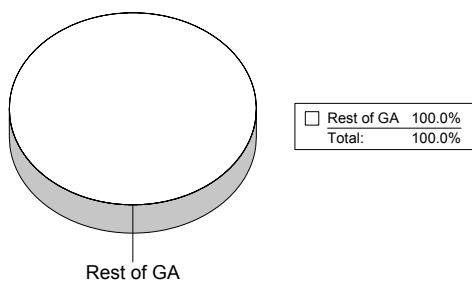
**State Total: \$957,047**

## Yellow Squash

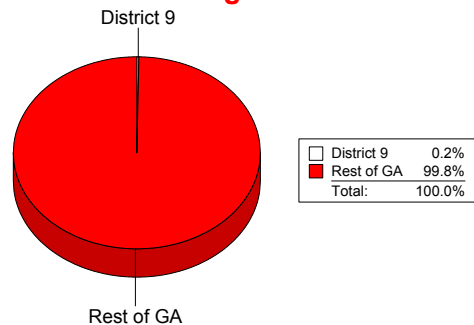
	Acres	Farm Gate Value
Banks		\$0
Barrow		\$0
Columbia		\$0
Elbert		\$0
Franklin		\$0
Greene		\$0
Habersham		\$0
Hart		\$0
Jackson		\$0
Lincoln		\$0
Lumpkin	1	\$1,275
Madison		\$0
McDuffie		\$0
Morgan		\$0
Newton	23	\$46,563
Oconee		\$0
Oglethorpe		\$0
Putnam		\$0
Rabun	5	\$27,750
Richmond		\$0
Stephens		\$0
Towns		\$0
Union		\$0
Walton		\$0
White	2	\$4,463
Wilkes		\$0
<b>Total</b>	<b>31</b>	<b>\$80,050</b>

**State Total: \$35,632,938**

**Congressional District as % of Georgia**



**Congressional District as % of Georgia**

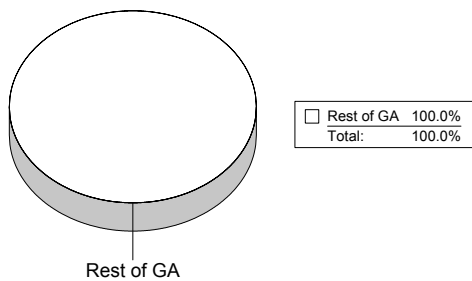


# Zucchini

	Acres	Farm Gate Value
Banks		\$0
Barrow		\$0
Columbia		\$0
Elbert		\$0
Franklin		\$0
Greene		\$0
Habersham		\$0
Hart		\$0
Jackson		\$0
Lincoln		\$0
Lumpkin		\$0
Madison		\$0
McDuffie		\$0
Morgan		\$0
Newton		\$0
Oconee		\$0
Oglethorpe		\$0
Putnam		\$0
Rabun		\$0
Richmond		\$0
Stephens		\$0
Towns		\$0
Union		\$0
Walton		\$0
White		\$0
Wilkes		\$0
Total		\$0

**State Total: \$20,075,136**

## Congressional District as % of Georgia

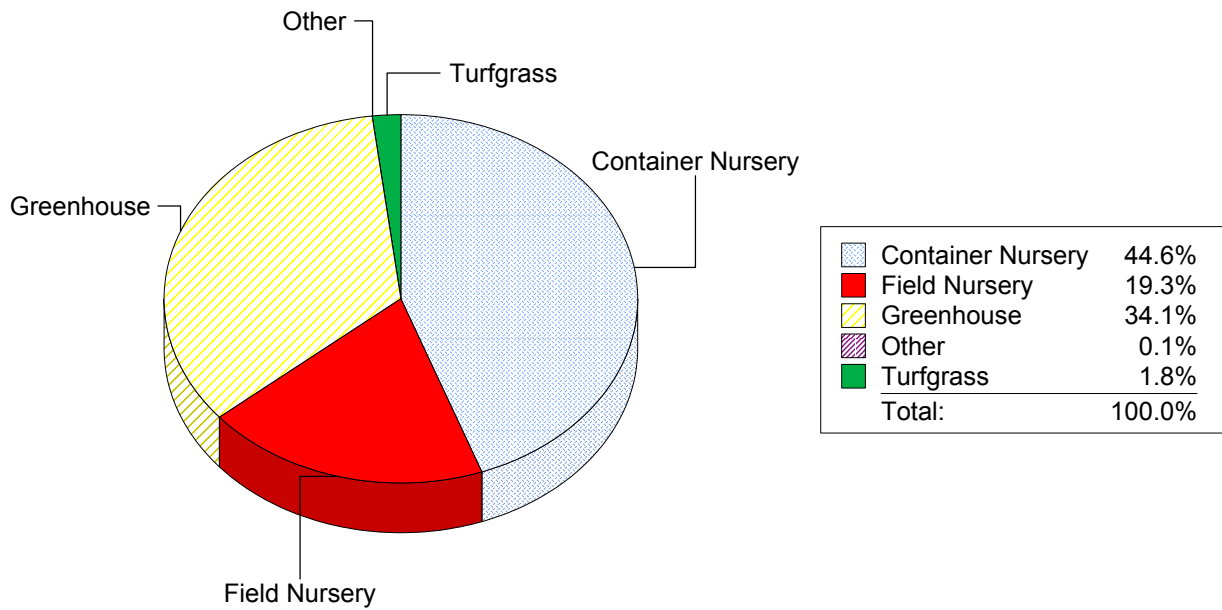


# Ornamental Horticulture Farm Gate Value

## Congressional District 9

\$ 133,980,293

### 2002 Ornamental Horticulture Farm Gate Value Congressional District 9



### Container Nursery

County	Acres	Price	Farm Gate Value
Banks	32	\$42,200	\$1,350,400
Barrow	1	\$42,200	\$21,100
Columbia	27	\$42,200	\$1,139,400
Elbert			\$0
Franklin	3	\$42,200	\$126,600
Greene	10	\$42,200	\$422,000
Habersham	25	\$42,200	\$1,055,000
Hart	53	\$42,200	\$2,236,600
Jackson	5	\$42,200	\$211,000
Lincoln			\$0
Lumpkin	13	\$42,200	\$559,150
Madison	15	\$42,200	\$633,000
McDuffie	700	\$45,000	\$31,500,000
Morgan			\$0
Newton	5	\$42,200	\$211,000
Oconee	220	\$42,200	\$9,284,000
Oglethorpe	120	\$42,200	\$5,064,000
Putnam	5	\$42,200	\$211,000
Rabun	70	\$42,200	\$2,954,000
Richmond	40	\$42,200	\$1,688,000
Stephens			\$0
Towns			\$0
Union	18	\$42,200	\$759,600
Walton			\$0
White	1	\$42,200	\$42,200
Wilkes	6	\$42,200	\$253,200
<b>Total</b>	<b>1,369</b>		<b>\$59,721,250</b>

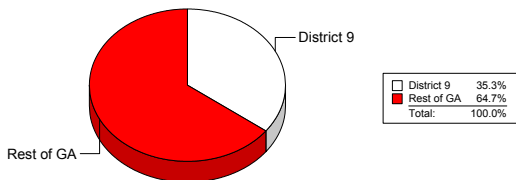
**State Total: \$169,155,750**

### Field Nursery

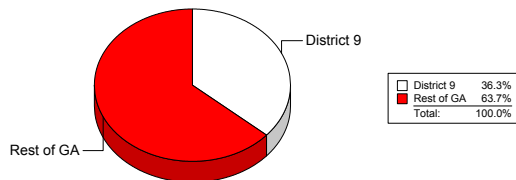
County	Acres	Price	Farm Gate Value
Banks	3	\$12,720	\$38,160
Barrow			\$0
Columbia	25	\$12,720	\$318,000
Elbert			\$0
Franklin			\$0
Greene			\$0
Habersham	50	\$12,720	\$636,000
Hart	503	\$12,720	\$6,398,160
Jackson	10	\$12,720	\$127,200
Lincoln			\$0
Lumpkin	2	\$12,720	\$19,080
Madison	82	\$12,720	\$1,043,040
McDuffie			\$0
Morgan	400	\$12,720	\$5,088,000
Newton	6	\$12,720	\$76,320
Oconee	600	\$12,720	\$7,632,000
Oglethorpe	25	\$12,720	\$318,000
Putnam	6	\$12,720	\$76,320
Rabun	75	\$12,720	\$954,000
Richmond			\$0
Stephens	4	\$12,720	\$50,880
Towns			\$0
Union	35	\$12,720	\$445,200
Walton	200	\$12,720	\$2,544,000
White			\$0
Wilkes	9	\$12,720	\$114,480
<b>Total</b>	<b>2,035</b>		<b>\$25,878,840</b>

**State Total: \$71,216,736**

Congressional District as % of Georgia



Congressional District as % of Georgia



### Greenhouse

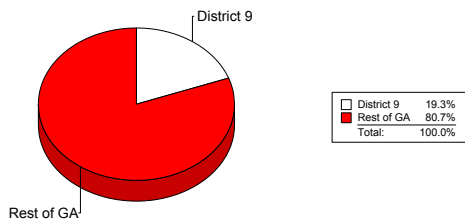
County	Sq Ft	Price	Farm Gate Value
<b>Banks</b>	140,000	\$12.00	\$1,680,000
<b>Barrow</b>	4,500	\$12.00	\$54,000
<b>Columbia</b>	100,000	\$12.00	\$1,200,000
<b>Elbert</b>	150,000	\$12.00	\$1,800,000
<b>Franklin</b>	21,000	\$12.00	\$252,000
<b>Greene</b>	400,000	\$12.00	\$4,800,000
<b>Habersham</b>	150,000	\$12.00	\$1,800,000
<b>Hart</b>	195,000	\$12.00	\$2,340,000
<b>Jackson</b>	35,000	\$12.00	\$420,000
<b>Lincoln</b>	5,000	\$12.00	\$60,000
<b>Lumpkin</b>	342,510	\$12.00	\$4,110,120
<b>Madison</b>	65,000	\$12.00	\$780,000
<b>McDuffie</b>	12,000	\$12.00	\$144,000
<b>Morgan</b>	20,000	\$12.00	\$240,000
<b>Newton</b>	80,000	\$12.00	\$960,000
<b>Oconee</b>	300,500	\$12.00	\$3,606,000
<b>Oglethorpe</b>	200,000	\$12.00	\$2,400,000
<b>Putnam</b>	15,000	\$12.00	\$180,000
<b>Rabun</b>	75,000	\$12.00	\$900,000
<b>Richmond</b>	212,000	\$12.00	\$2,544,000
<b>Stephens</b>	15,000	\$12.00	\$180,000
<b>Towns</b>	34,000	\$12.00	\$408,000
<b>Union</b>	348,480	\$28.69	\$9,997,891
<b>Walton</b>	275,000	\$12.00	\$3,300,000
<b>White</b>	50,000	\$12.00	\$600,000
<b>Wilkes</b>	80,900	\$12.00	\$970,800
<b>Total</b>	<b>3,325,890</b>		<b>\$45,726,811</b>

### Other

County	Acres	Price	Farm Gate Value
<b>Banks</b>			
<b>Barrow</b>			
<b>Columbia</b>			
<b>Elbert</b>			
<b>Franklin</b>			
<b>Greene</b>			
<b>Habersham</b>			
<b>Hart</b>			
<b>Jackson</b>			
<b>Lincoln</b>			
<b>Lumpkin</b>			
<b>Madison</b>			
<b>McDuffie</b>			
<b>Morgan</b>			
<b>Newton</b>			
<b>Oconee</b>			
<b>Oglethorpe</b>			
<b>Putnam</b>			
<b>Rabun</b>			
<b>Richmond</b>			
<b>Stephens</b>			
<b>Towns</b>			
<b>Union</b>			\$178,800
<b>Walton</b>			
<b>White</b>			
<b>Wilkes</b>			
<b>Total</b>	<b>23</b>		<b>\$178,800</b>

**State Total: \$236,478,664**

**Congressional District as % of Georgia**



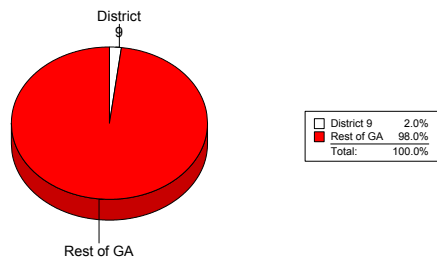


## Turfgrass

County	Acres	Harvest Rate	Price	Farm Gate Value
Banks	40	0.67	\$4,260	\$114,168
Barrow				\$0
Columbia				\$0
Elbert				\$0
Franklin	30	0.67	\$4,260	\$85,626
Greene				\$0
Habersham	365	0.67	\$4,260	\$1,041,783
Hart				\$0
Jackson	350	0.67	\$4,260	\$998,970
Lincoln				\$0
Lumpkin	17	0.67	\$4,260	\$48,521
Madison				\$0
McDuffie				\$0
Morgan	30	0.67	\$4,260	\$85,626
Newton	10	0.67	\$4,260	\$28,542
Oconee	25	0.67	\$4,260	\$71,355
Oglethorpe				\$0
Putnam				\$0
Rabun				\$0
Richmond				\$0
Stephens				\$0
Towns				\$0
Union				\$0
Walton				\$0
White				\$0
Wilkes				\$0
<b>Total</b>	<b>867</b>			<b>\$2,474,591</b>

**State Total: \$122,182,594**

**Congressional District as % of Georgia**



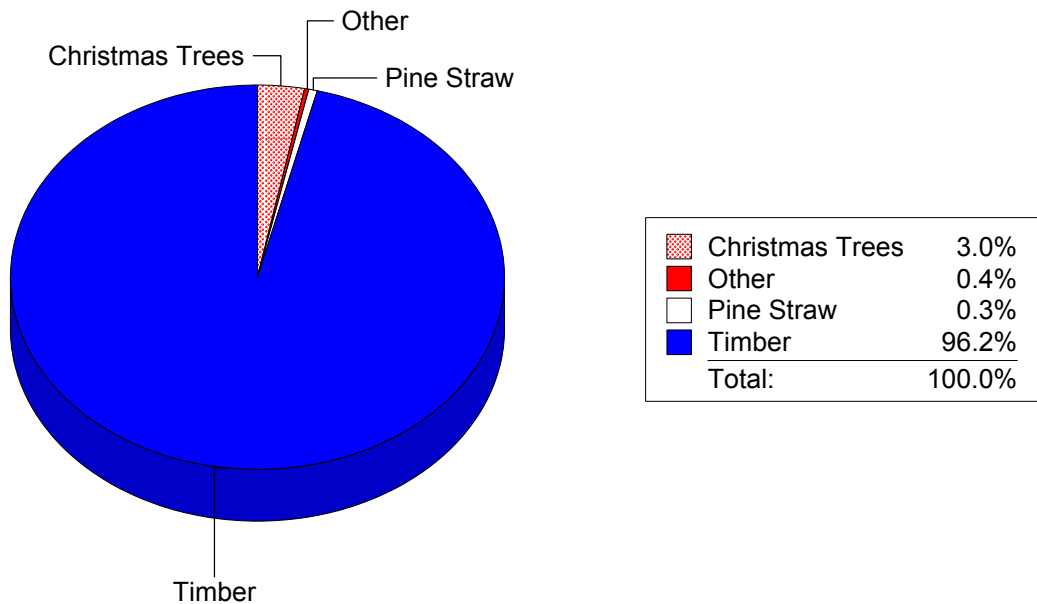
# Forest Products Farm Gate Value

## Congressional District 9

\$ 68,316,229

### 2002 Forestry Products Farm Gate Value

Congressional District 9



**Christmas Trees**

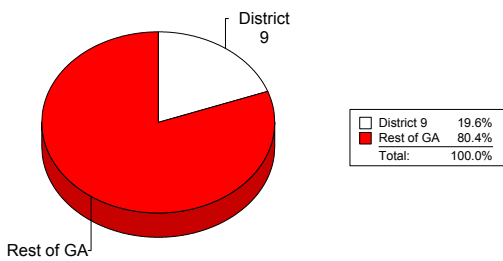
County	Acres	Harvest Rate	Price	Farm Gate Value
Banks				\$0
Barrow	10	0.25	\$15,000	\$37,500
Columbia				\$0
Elbert				\$0
Franklin	3	0.25	\$15,000	\$11,250
Greene				\$0
Habersham	40	0.25	\$15,000	\$150,000
Hart	14	0.25	\$15,000	\$52,500
Jackson				\$0
Lincoln				\$0
Lumpkin	15	0.25	\$15,000	\$56,250
Madison	16	0.25	\$15,000	\$60,000
McDuffie				\$0
Morgan	200	0.25	\$15,000	\$750,000
Newton	60	0.25	\$15,000	\$225,000
Oconee	50	0.25	\$15,000	\$187,500
Oglethorpe	15	0.25	\$15,000	\$56,250
Putnam				\$0
Rabun	20	0.25	\$15,000	\$75,000
Richmond	40	0.25	\$15,000	\$150,000
Stephens				\$0
Towns				\$0
Union	35	0.25	\$15,000	\$131,250
Walton	30	0.25	\$15,000	\$112,500
White				\$0
Wilkes	2	0.25	\$15,000	\$7,500
<b>Total</b>	<b>550</b>			<b>\$2,062,500</b>

**State Total: \$10,537,125**

**Other**

County	Farm Gate Value
Banks	
Barrow	
Columbia	
Elbert	
Franklin	
Greene	
Habersham	\$231,000
Hart	
Jackson	
Lincoln	
Lumpkin	
Madison	\$5,000
McDuffie	
Morgan	
Newton	
Oconee	
Oglethorpe	
Putnam	
Rabun	
Richmond	
Stephens	
Towns	
Union	
Walton	
White	\$67,320
Wilkes	
<b>Total</b>	<b>\$303,320</b>

**Congressional District as % of Georgia**



## Pine Straw

County	Acres	Price	Farm Gate Value
Banks	500	\$45	\$22,500
Barrow	50	\$45	\$2,250
Columbia	750	\$45	\$33,750
Elbert	500	\$80	\$40,000
Franklin			\$0
Greene			\$0
Habersham			\$0
Hart	2,000	\$45	\$90,000
Jackson			\$0
Lincoln			\$0
Lumpkin			\$0
Madison	150	\$45	\$6,750
McDuffie			\$0
Morgan			\$0
Newton	300	\$35	\$10,500
Oconee	330	\$45	\$14,850
Oglethorpe			\$0
Putnam			\$0
Rabun			\$0
Richmond	25	\$45	\$1,125
Stephens			\$0
Towns			\$0
Union			\$0
Walton	100	\$45	\$4,500
White			\$0
Wilkes			\$0
<b>Total</b>	<b>4,705</b>		<b>\$226,225</b>

**State Total:**

**\$22,370,165**

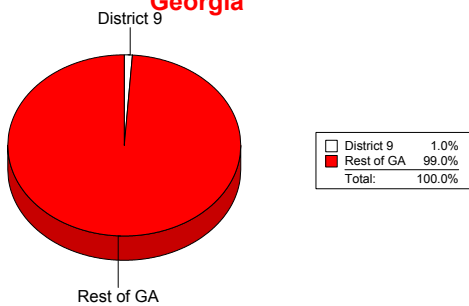
## Timber

County	Farm Gate Value
Banks	\$1,494,896
Barrow	\$364,095
Columbia	\$4,594,929
Elbert	\$2,770,732
Franklin	\$594,155
Greene	\$6,184,990
Habersham	\$438,291
Hart	\$5,001,200
Jackson	\$1,653,468
Lincoln	\$5,480,000
Lumpkin	\$528,600
Madison	\$2,634,652
McDuffie	\$4,627,188
Morgan	\$4,532,761
Newton	\$2,721,774
Oconee	\$1,200,000
Oglethorpe	\$5,173,121
Putnam	\$4,830,000
Rabun	\$0
Richmond	\$614,332
Stephens	\$2,065,000
Towns	\$20,000
Union	\$0
Walton	\$2,200,000
White	\$0
Wilkes	\$6,000,000
<b>Total</b>	<b>\$65,724,184</b>

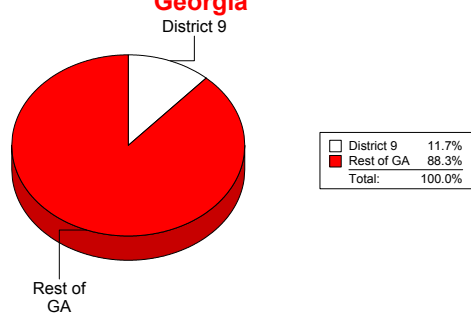
**State Total:**

**\$561,667,326**

**Congressional District as % of Georgia**



**Congressional District as % of Georgia**



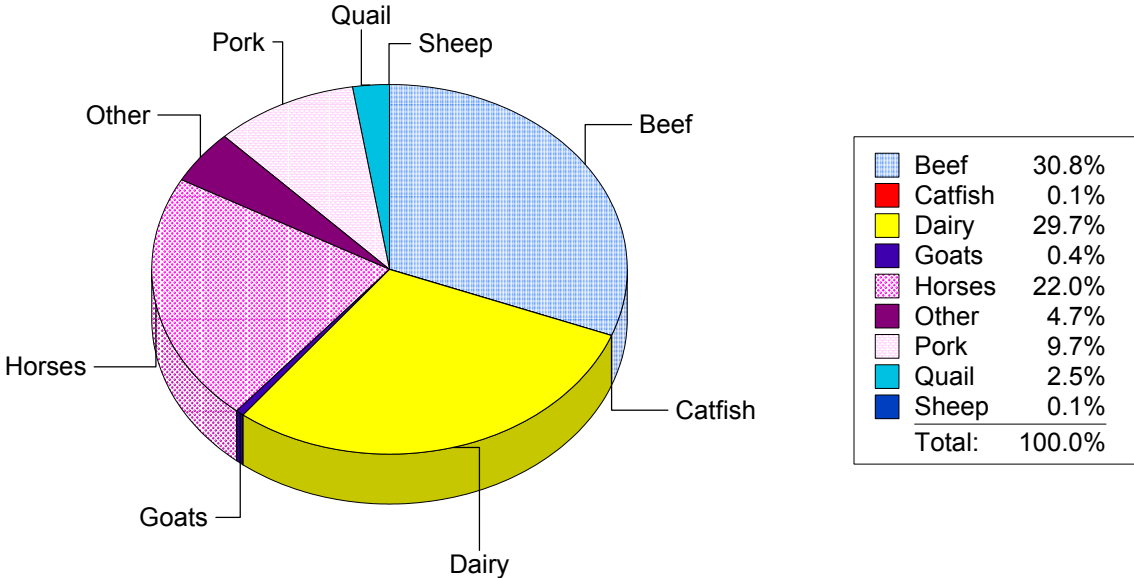
# Livestock and Aquaculture Farm Gate Value

## Congressional District 9

\$ 252,870,932

### 2002 Livestock and Aquaculture Farm Gate Value

#### Congressional District 9



### Beef Cattle Finished Outside Co

County	Head	Prod/Head	Price	Farm Gate Value
<b>Banks</b>	250	500	\$0.67	\$83,750
<b>Barrow</b>				\$0
<b>Columbia</b>				\$0
<b>Elbert</b>				\$0
<b>Franklin</b>	25	500	\$0.67	\$8,375
<b>Greene</b>	390	500	\$0.67	\$130,650
<b>Habersham</b>				\$0
<b>Hart</b>	350	500	\$0.67	\$117,250
<b>Jackson</b>	250	500	\$0.67	\$83,750
<b>Lincoln</b>				\$0
<b>Lumpkin</b>	15	500	\$0.67	\$5,025
<b>Madison</b>	50	500	\$0.67	\$16,750
<b>McDuffie</b>	100	500	\$0.67	\$33,500
<b>Morgan</b>				\$0
<b>Newton</b>				\$0
<b>Oconee</b>	65	500	\$0.67	\$21,775
<b>Oglethorpe</b>	500	500	\$0.67	\$167,500
<b>Putnam</b>	5,800	500	\$0.67	\$1,943,000
<b>Rabun</b>				\$0
<b>Richmond</b>				\$0
<b>Stephens</b>	250	500	\$0.67	\$83,750
<b>Towns</b>	50	500	\$0.67	\$16,750
<b>Union</b>	20	500	\$0.67	\$6,700
<b>Walton</b>	250	500	\$0.67	\$83,750
<b>White</b>				\$0
<b>Wilkes</b>	60	500	\$0.67	\$20,100
<b>Total</b>	<b>8,425</b>			<b>\$2,822,375</b>

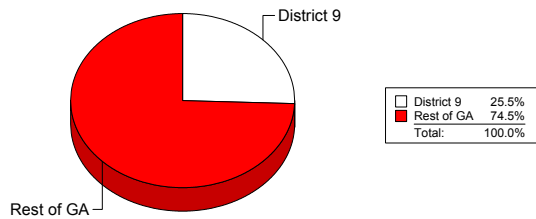
State Total: \$11,082,470

### Beef Cows

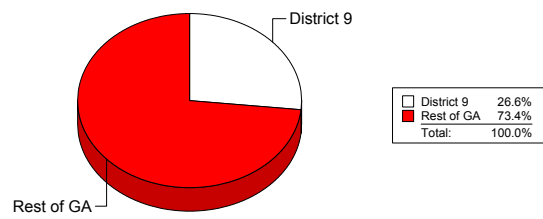
County	Head	Prod/Head	Price	Farm Gate Value
<b>Banks</b>	7,600	373.5	\$0.81	\$2,299,266
<b>Barrow</b>	7,100	373.5	\$0.81	\$2,147,999
<b>Columbia</b>	2,700	373.5	\$0.81	\$816,845
<b>Elbert</b>	9,000	373.5	\$0.81	\$2,722,815
<b>Franklin</b>	15,000	373.5	\$0.81	\$4,538,025
<b>Greene</b>	7,500	373.5	\$0.81	\$2,269,013
<b>Habersham</b>	8,200	373.5	\$0.81	\$2,480,787
<b>Hart</b>	16,200	373.5	\$0.81	\$4,901,067
<b>Jackson</b>	16,000	373.5	\$0.81	\$4,840,560
<b>Lincoln</b>	3,800	373.5	\$0.81	\$1,149,633
<b>Lumpkin</b>	3,300	373.5	\$0.81	\$998,366
<b>Madison</b>	15,200	373.5	\$0.81	\$4,598,532
<b>McDuffie</b>	4,000	373.5	\$0.81	\$1,210,140
<b>Morgan</b>	17,000	373.5	\$0.81	\$5,143,095
<b>Newton</b>				\$0
<b>Oconee</b>	10,000	373.5	\$0.81	\$3,025,350
<b>Oglethorpe</b>	7,900	373.5	\$0.81	\$2,390,027
<b>Putnam</b>	18,900	373.5	\$0.81	\$5,717,912
<b>Rabun</b>	2,250	373.5	\$0.81	\$680,704
<b>Richmond</b>	2,600	373.5	\$0.81	\$786,591
<b>Stephens</b>	3,700	373.5	\$0.81	\$1,119,380
<b>Towns</b>	5,000	373.5	\$0.81	\$1,512,675
<b>Union</b>	4,000	373.5	\$0.81	\$1,210,140
<b>Walton</b>	6,300	373.5	\$0.81	\$1,905,971
<b>White</b>	4,600	373.5	\$0.81	\$1,391,661
<b>Wilkes</b>	15,750	373.5	\$0.81	\$4,764,926
<b>Total</b>	<b>213,600</b>			<b>\$64,621,476</b>

State Total: \$242,784,095

Congressional District as % of Georgia



Congressional District as % of Georgia



### Beef Stockers

County	Head	Prod/Head	Price	Farm Gate Value
Banks	4,400	300	\$0.70	\$924,000
Barrow	400	300	\$0.70	\$84,000
Columbia	500	300	\$0.70	\$105,000
Elbert	700	300	\$0.70	\$147,000
Franklin	1,000	300	\$0.70	\$210,000
Greene	300	300	\$0.70	\$63,000
Habersham	750	300	\$0.70	\$157,500
Hart	1,400	300	\$0.70	\$294,000
Jackson	14,000	300	\$0.70	\$2,940,000
Lincoln				\$0
Lumpkin	200	300	\$0.70	\$42,000
Madison	2,500	300	\$0.70	\$525,000
McDuffie	750	300	\$0.70	\$157,500
Morgan	800	300	\$0.70	\$168,000
Newton				\$0
Oconee	65	300	\$0.70	\$13,650
Oglethorpe	8,200	300	\$0.70	\$1,722,000
Putnam	7,400	300	\$0.70	\$1,554,000
Rabun				\$0
Richmond	800	300	\$0.70	\$168,000
Stephens	4,000	300	\$0.70	\$840,000
Towns				\$0
Union				\$0
Walton	100	300	\$0.70	\$21,000
White	150	300	\$0.70	\$31,500
Wilkes	984	300	\$0.70	\$206,640
<b>Total</b>	<b>49,399</b>			<b>\$10,373,790</b>

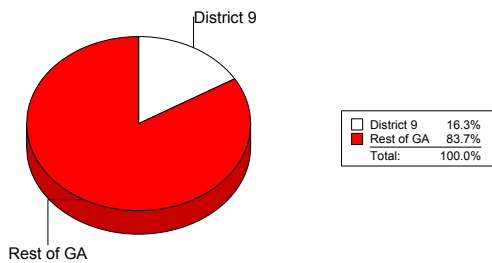
### Catfish

County	Head	Prod/Head	Price	Farm Gate Value
Banks				\$0
Barrow				\$0
Columbia				\$0
Elbert	10	300	\$1.15	\$3,450
Franklin				\$0
Greene				\$0
Habersham				\$0
Hart				\$0
Jackson	35	2,150	\$1.15	\$86,538
Lincoln				\$0
Lumpkin				\$0
Madison	15	2,000	\$1.15	\$34,500
McDuffie				\$0
Morgan				\$0
Newton				\$0
Oconee	25	1,800	\$1.15	\$51,750
Oglethorpe				\$0
Putnam				\$0
Rabun				\$0
Richmond	25	2,000	\$1.15	\$57,500
Stephens				\$0
Towns				\$0
Union				\$0
Walton				\$0
White				\$0
Wilkes				\$0
<b>Total</b>	<b>110</b>			<b>\$233,738</b>

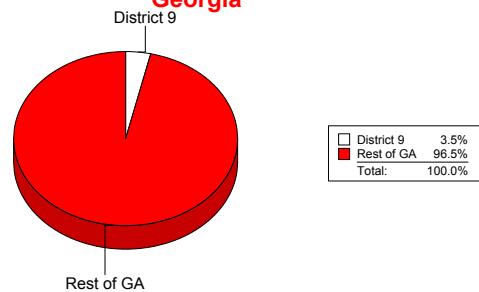
State Total: \$63,644,445

State Total: \$6,586,589

Congressional District as % of Georgia



Congressional District as % of Georgia



### Dairy

County	Head	Prod/Head	Price	Farm Gate Value
<b>Banks</b>				\$0
<b>Barrow</b>				\$0
<b>Columbia</b>	115	17,000	\$0.15	\$288,363
<b>Elbert</b>	1,600	15,000	\$0.15	\$3,540,000
<b>Franklin</b>				\$0
<b>Greene</b>	3,100	16,500	\$0.15	\$7,544,625
<b>Habersham</b>				\$0
<b>Hart</b>	1,601	16,500	\$0.15	\$3,896,434
<b>Jackson</b>				\$0
<b>Lincoln</b>	325	15,000	\$0.15	\$719,063
<b>Lumpkin</b>	200	16,500	\$0.15	\$486,750
<b>Madison</b>	420	17,300	\$0.15	\$1,071,735
<b>McDuffie</b>	650	20,000	\$0.15	\$1,917,500
<b>Morgan</b>	6,100	17,500	\$0.15	\$15,745,625
<b>Newton</b>	70	16,000	\$0.15	\$165,200
<b>Oconee</b>	500	17,500	\$0.15	\$1,290,625
<b>Oglethorpe</b>	1,500	17,294	\$0.15	\$3,826,298
<b>Putnam</b>	9,400	17,294	\$0.15	\$23,978,131
<b>Rabun</b>				\$0
<b>Richmond</b>	280	17,500	\$0.15	\$749,700
<b>Stephens</b>	170	17,000	\$0.15	\$426,275
<b>Towns</b>				\$0
<b>Union</b>	300	9,150	\$0.15	\$404,888
<b>Walton</b>				\$0
<b>White</b>	510	16,000	\$0.15	\$1,203,600
<b>Wilkes</b>	3,100	17,294	\$0.15	\$7,907,682
<b>Total</b>	<b>29,941</b>			<b>\$75,162,491</b>

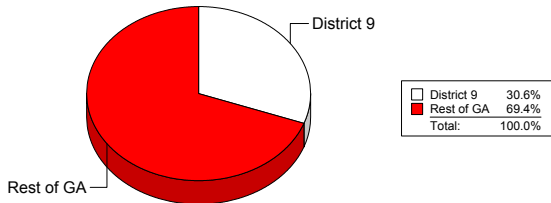
### Goats

County	Head	Prod/Head	Price	Farm Gate Value
<b>Banks</b>	4,000	1.25	\$50.00	\$250,000
<b>Barrow</b>	500	1.25	\$50.00	\$31,250
<b>Columbia</b>	200	1.25	\$50.00	\$12,500
<b>Elbert</b>	600	1.25	\$50.00	\$37,500
<b>Franklin</b>	500	1.25	\$50.00	\$31,250
<b>Greene</b>	175	1.25	\$50.00	\$10,938
<b>Habersham</b>	1,400	1.25	\$50.00	\$87,500
<b>Hart</b>	945	1.25	\$50.00	\$59,063
<b>Jackson</b>	500	1.25	\$50.00	\$31,250
<b>Lincoln</b>	750	1.25	\$50.00	\$46,875
<b>Lumpkin</b>	75	1.25	\$50.00	\$4,688
<b>Madison</b>	1,015	1.25	\$50.00	\$63,438
<b>McDuffie</b>	600	1.25	\$50.00	\$37,500
<b>Morgan</b>	1,000	1.25	\$50.00	\$62,500
<b>Newton</b>	925	1.25	\$50.00	\$57,813
<b>Oconee</b>	600	1.25	\$50.00	\$37,500
<b>Oglethorpe</b>	700	1.25	\$50.00	\$43,750
<b>Putnam</b>	220	1.25	\$50.00	\$13,750
<b>Rabun</b>	200	1.25	\$50.00	\$12,500
<b>Richmond</b>	450	1.25	\$50.00	\$28,125
<b>Stephens</b>				\$0
<b>Towns</b>	175	1.25	\$50.00	\$10,938
<b>Union</b>	500	1.25	\$50.00	\$31,250
<b>Walton</b>	300	1.25	\$50.00	\$18,750
<b>White</b>	70	1.25	\$50.00	\$4,375
<b>Wilkes</b>	1,000	1.25	\$50.00	\$62,500
<b>Total</b>	<b>17,400</b>			<b>\$1,087,500</b>

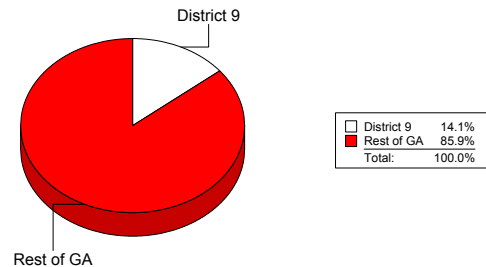
State Total: \$245,914,009

State Total: \$7,687,000

Congressional District as % of Georgia



Congressional District as % of Georgia





### Horses - Boarding, training, breeding

County	Head	Prod/ Head	Farm Gate	
			Price	Value
<b>Banks</b>	875		\$3,000	\$2,625,000
<b>Barrow</b>	50		\$2,000	\$100,000
<b>Columbia</b>	900		\$3,000	\$2,700,000
<b>Elbert</b>	150		\$3,000	\$450,000
<b>Franklin</b>	200		\$3,000	\$600,000
<b>Greene</b>	80		\$3,000	\$240,000
<b>Habersham</b>	500		\$3,000	\$1,500,000
<b>Hart</b>	48		\$3,000	\$144,000
<b>Jackson</b>	150		\$3,000	\$450,000
<b>Lincoln</b>	75		\$3,000	\$225,000
<b>Lumpkin</b>	160		\$3,000	\$480,000
<b>Madison</b>	600		\$3,000	\$1,800,000
<b>McDuffie</b>	100		\$3,000	\$300,000
<b>Morgan</b>	1,500		\$3,000	\$4,500,000
<b>Newton</b>	1,875		\$3,000	\$5,625,000
<b>Oconee</b>	550		\$3,000	\$1,650,000
<b>Oglethorpe</b>	1,000		\$3,000	\$3,000,000
<b>Putnam</b>	1,470		\$3,000	\$4,410,000
<b>Rabun</b>	100		\$3,000	\$300,000
<b>Richmond</b>	250		\$3,000	\$750,000
<b>Stephens</b>	25		\$3,000	\$75,000
<b>Towns</b>	35		\$3,000	\$105,000
<b>Union</b>	300		\$3,000	\$900,000
<b>Walton</b>	500		\$3,000	\$1,500,000
<b>White</b>	340		\$3,000	\$1,020,000
<b>Wilkes</b>	75		\$3,000	\$225,000
<b>Total</b>	<b>11,908</b>			<b>\$35,674,000</b>

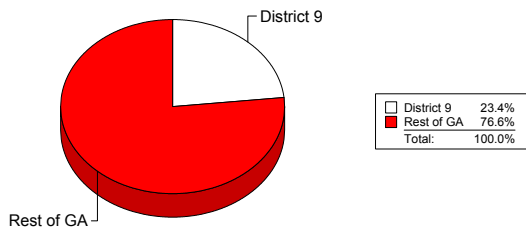
### Horses - Raised

County	Head	Prod/ Head	Farm Gate	
			Price	Value
<b>Banks</b>	300		\$2,000	\$600,000
<b>Barrow</b>	15		\$2,000	\$30,000
<b>Columbia</b>	525		\$2,000	\$1,050,000
<b>Elbert</b>	200		\$1,500	\$300,000
<b>Franklin</b>	1,500		\$2,000	\$3,000,000
<b>Greene</b>	225		\$2,000	\$450,000
<b>Habersham</b>	500		\$2,000	\$1,000,000
<b>Hart</b>	80		\$2,000	\$160,000
<b>Jackson</b>	425		\$2,000	\$850,000
<b>Lincoln</b>	260		\$2,000	\$520,000
<b>Lumpkin</b>	120		\$2,000	\$240,000
<b>Madison</b>	1,700		\$2,000	\$3,400,000
<b>McDuffie</b>	700		\$2,000	\$1,400,000
<b>Morgan</b>	200		\$2,000	\$400,000
<b>Newton</b>	42		\$2,000	\$84,000
<b>Oconee</b>	175		\$2,000	\$350,000
<b>Oglethorpe</b>	300		\$2,000	\$600,000
<b>Putnam</b>	350		\$2,000	\$700,000
<b>Rabun</b>	125		\$2,000	\$250,000
<b>Richmond</b>	200		\$2,000	\$400,000
<b>Stephens</b>	110		\$1,600	\$176,000
<b>Towns</b>	500		\$2,000	\$1,000,000
<b>Union</b>	850		\$2,000	\$1,700,000
<b>Walton</b>	300		\$2,000	\$600,000
<b>White</b>	160		\$2,000	\$320,000
<b>Wilkes</b>	150		\$2,000	\$300,000
<b>Total</b>	<b>10,012</b>			<b>\$19,880,000</b>

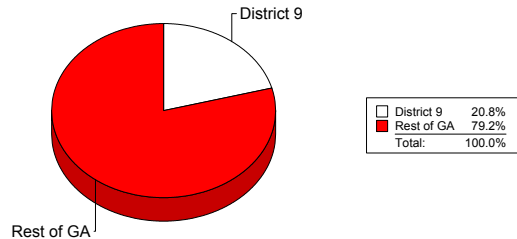
State Total: \$152,176,000

State Total: \$95,398,000

Congressional District as % of Georgia



Congressional District as % of Georgia



### Other

County	Head	Prod/ Head	Price	Farm Gate Value
<b>Banks</b>				
<b>Barrow</b>				\$30,000
<b>Columbia</b>				\$1,260,000
<b>Elbert</b>				
<b>Franklin</b>				
<b>Greene</b>				
<b>Habersham</b>				\$65,550
<b>Hart</b>				
<b>Jackson</b>				
<b>Lincoln</b>				
<b>Lumpkin</b>				
<b>Madison</b>				\$8,625
<b>McDuffie</b>				
<b>Morgan</b>				\$7,750,000
<b>Newton</b>				
<b>Oconee</b>				\$74,900
<b>Oglethorpe</b>				
<b>Putnam</b>				
<b>Rabun</b>				
<b>Richmond</b>				\$52,500
<b>Stephens</b>				
<b>Towns</b>				\$1,875,000
<b>Union</b>				\$227,500
<b>Walton</b>				\$60,500
<b>White</b>				\$600,000
<b>Wilkes</b>				
<b>Total</b>				<b>\$12,004,575</b>

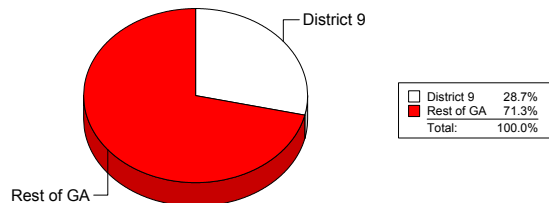
### Pork - Farrow to finish

County	Head	Prod/ Head	Price	Farm Gate Value
<b>Banks</b>	500	3,675	\$0.35	\$643,125
<b>Barrow</b>				\$0
<b>Columbia</b>				\$0
<b>Elbert</b>				\$0
<b>Franklin</b>	50	3,675	\$0.35	\$64,313
<b>Greene</b>				\$0
<b>Habersham</b>				\$0
<b>Hart</b>				\$0
<b>Jackson</b>				\$0
<b>Lincoln</b>				\$0
<b>Lumpkin</b>	175	3,675	\$0.35	\$225,094
<b>Madison</b>	125	3,675	\$0.35	\$160,781
<b>McDuffie</b>	100	3,675	\$0.35	\$128,625
<b>Morgan</b>	40	3,675	\$0.35	\$51,450
<b>Newton</b>	450	3,675	\$0.35	\$578,813
<b>Oconee</b>				\$0
<b>Oglethorpe</b>	2,500	3,675	\$0.35	\$3,215,625
<b>Putnam</b>	120	3,675	\$0.35	\$154,350
<b>Rabun</b>				\$0
<b>Richmond</b>				\$0
<b>Stephens</b>				\$0
<b>Towns</b>	700	3,675	\$0.35	\$900,375
<b>Union</b>				\$0
<b>Walton</b>				\$0
<b>White</b>				\$0
<b>Wilkes</b>	3,000	3,675	\$0.35	\$3,858,750
<b>Total</b>	<b>7,760</b>			<b>\$9,981,300</b>

State Total:

\$34,808,279

**Congressional District as % of Georgia**



**Pork - Feeder pigs**

County	Head	Prod/Head	Price	Farm Gate Value
Banks				\$0
Barrow				\$0
Columbia				\$0
Elbert				\$0
Franklin				\$0
Greene				\$0
Habersham	1,820	750	\$0.62	\$846,300
Hart				\$0
Jackson				\$0
Lincoln				\$0
Lumpkin				\$0
Madison				\$0
McDuffie				\$0
Morgan				\$0
Newton	300	750	\$0.62	\$139,500
Oconee				\$0
Oglethorpe	10,000	750	\$0.62	\$4,650,000
Putnam				\$0
Rabun				\$0
Richmond	25	750	\$0.62	\$11,625
Stephens				\$0
Towns				\$0
Union				\$0
Walton				\$0
White	3,000	750	\$0.62	\$1,395,000
Wilkes				\$0
<b>Total</b>	<b>15,145</b>			<b>\$7,042,425</b>

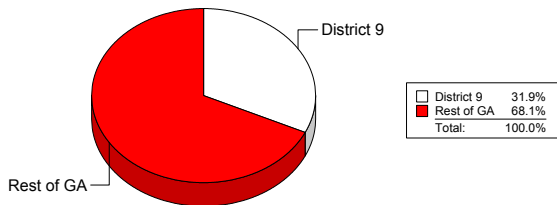
**Pork - Finishing only**

County	# Houses	Head	Prod/Head	Price	Farm Gate Value
Banks	3	370	553.5	\$0.36	\$218,107
Barrow	2	1,000	553.5	\$0.36	\$392,985
Columbia					\$0
Elbert					\$0
Franklin					\$0
Greene					\$0
Habersham	1	1,800	553.5	\$0.36	\$353,687
Hart	13	1,000	553.5	\$0.36	\$2,554,403
Jackson					\$0
Lincoln					\$0
Lumpkin					\$0
Madison	1	800	553.5	\$0.36	\$157,194
McDuffie					\$0
Morgan					\$0
Newton					\$0
Oconee					\$0
Oglethorpe	4	4,000	553.5	\$0.36	\$3,143,880
Putnam					\$0
Rabun					\$0
Richmond	1	25	553.5	\$0.36	\$4,912
Stephens					\$0
Towns					\$0
Union					\$0
Walton					\$0
White					\$0
Wilkes	7	465	553.5	\$0.36	\$639,583
<b>Total</b>	<b>32</b>	<b>9,460</b>			<b>\$7,464,750</b>

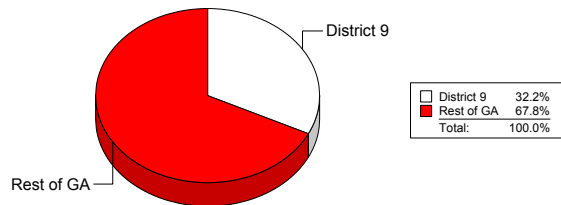
State Total: \$22,064,025

State Total: \$23,166,466

**Congressional District as % of Georgia**



**Congressional District as % of Georgia**



### Quail

County	Head	Prod/ Head	Farm Gate	
			Price	Value
<b>Banks</b>	10,000		\$2.80	\$28,000
<b>Barrow</b>				\$0
<b>Columbia</b>				\$0
<b>Elbert</b>				\$0
<b>Franklin</b>				\$0
<b>Greene</b>	2,000,000		\$2.80	\$5,600,000
<b>Habersham</b>	250,000		\$2.80	\$700,000
<b>Hart</b>				\$0
<b>Jackson</b>				\$0
<b>Lincoln</b>				\$0
<b>Lumpkin</b>				\$0
<b>Madison</b>				\$0
<b>McDuffie</b>				\$0
<b>Morgan</b>				\$0
<b>Newton</b>	3,500		\$2.80	\$9,800
<b>Oconee</b>				\$0
<b>Oglethorpe</b>				\$0
<b>Putnam</b>	5,500		\$2.80	\$15,400
<b>Rabun</b>				\$0
<b>Richmond</b>				\$0
<b>Stephens</b>				\$0
<b>Towns</b>				\$0
<b>Union</b>				\$0
<b>Walton</b>				\$0
<b>White</b>				\$0
<b>Wilkes</b>				\$0
<b>Total</b>	<b>2,269,000</b>			<b>\$6,353,200</b>

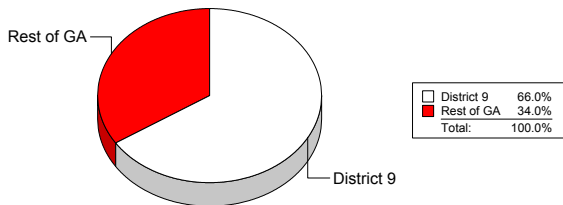
### Sheep

County	Head	Prod/ Head	Farm Gate	
			Price	Value
<b>Banks</b>	200	1.25	\$70.00	\$17,500
<b>Barrow</b>				\$0
<b>Columbia</b>				\$0
<b>Elbert</b>	60	1.25	\$70.00	\$5,250
<b>Franklin</b>	75	1.25	\$70.00	\$6,563
<b>Greene</b>				\$0
<b>Habersham</b>	100	1.25	\$70.00	\$8,750
<b>Hart</b>				\$0
<b>Jackson</b>				\$0
<b>Lincoln</b>	30	1.25	\$70.00	\$2,625
<b>Lumpkin</b>	60	1.25	\$70.00	\$5,250
<b>Madison</b>	200	1.25	\$70.00	\$17,500
<b>McDuffie</b>	200	1.25	\$70.00	\$17,500
<b>Morgan</b>	200	1.25	\$70.00	\$17,500
<b>Newton</b>	140	1.25	\$70.00	\$12,250
<b>Oconee</b>	200	1.25	\$70.00	\$17,500
<b>Oglethorpe</b>	300	1.25	\$70.00	\$26,250
<b>Putnam</b>				\$0
<b>Rabun</b>	100	1.25	\$70.00	\$8,750
<b>Richmond</b>				\$0
<b>Stephens</b>				\$0
<b>Towns</b>	30	1.25	\$70.00	\$2,625
<b>Union</b>				\$0
<b>Walton</b>				\$0
<b>White</b>	25	1.25	\$70.00	\$2,188
<b>Wilkes</b>	15	1.25	\$70.00	\$1,313
<b>Total</b>	<b>1,935</b>			<b>\$169,313</b>

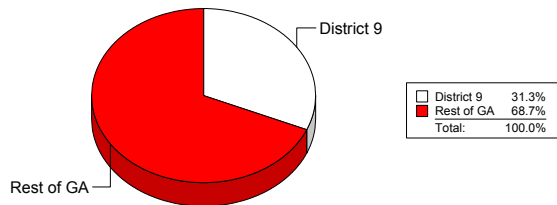
**State Total: \$9,632,100**

**State Total: \$540,838**

**Congressional District as % of Georgia**



**Congressional District as % of Georgia**



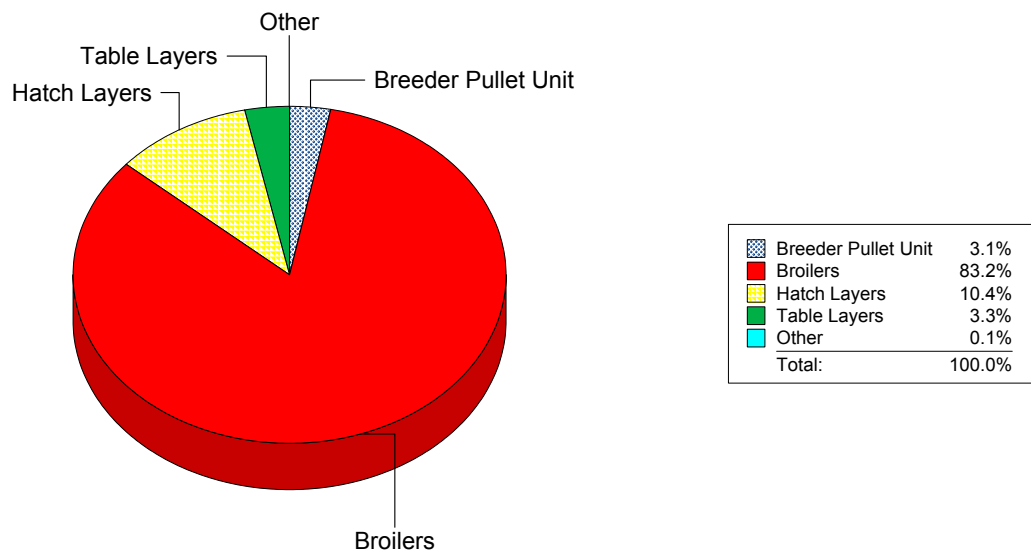
# Poultry and Egg Farm Gate Value

## Congressional District 9

\$ 1,613,583,957

### 2002 Poultry and Egg Farm Gate Value

Congressional District 9



### Breeder Pullet Unit

County	No. Houses	Capacity	Price	Farm Gate Value
<b>Banks</b>	46	12,000	\$12.00	\$6,624,000
<b>Barrow</b>	27	15,000	\$12.00	\$4,860,000
<b>Columbia</b>				\$0
<b>Elbert</b>				\$0
<b>Franklin</b>	20	12,000	\$12.00	\$2,880,000
<b>Greene</b>				\$0
<b>Habersham</b>	100	12,000	\$12.00	14,400,000
<b>Hart</b>	20	12,000	\$12.00	\$2,880,000
<b>Jackson</b>	66	12,000	\$12.00	\$9,504,000
<b>Lincoln</b>				\$0
<b>Lumpkin</b>	30	12,000	\$12.00	\$4,320,000
<b>Madison</b>	10	12,000	\$12.00	\$1,440,000
<b>McDuffie</b>				\$0
<b>Morgan</b>				\$0
<b>Newton</b>				\$0
<b>Oconee</b>	5	12,000	\$12.00	\$720,000
<b>Oglethorpe</b>				\$0
<b>Putnam</b>				\$0
<b>Rabun</b>				\$0
<b>Richmond</b>				\$0
<b>Stephens</b>				\$0
<b>Towns</b>				\$0
<b>Union</b>	5	15,000	\$12.00	\$900,000
<b>Walton</b>				\$0
<b>White</b>	10	12,000	\$12.00	\$1,440,000
<b>Wilkes</b>				\$0
<b>Total</b>	<b>339</b>			<b>\$49,968,000</b>

**State Total:**

**\$112,677,600**

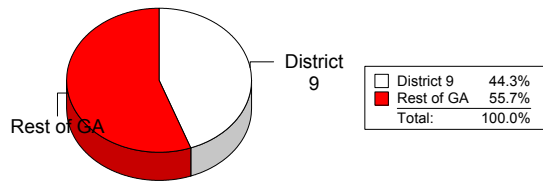
### Hatching Layers

County	No. Houses	Capacity	Price	Farm Gate Value
<b>Banks</b>	45	10,000	\$29.00	13,050,000
<b>Barrow</b>	7	9,000	\$29.00	\$1,827,000
<b>Columbia</b>				\$0
<b>Elbert</b>	24	10,000	\$29.00	\$6,960,000
<b>Franklin</b>	95	10,000	\$29.00	27,550,000
<b>Greene</b>				\$0
<b>Habersham</b>	80	10,000	\$29.00	23,200,000
<b>Hart</b>	92	10,000	\$29.00	26,680,000
<b>Jackson</b>	90	10,000	\$29.00	26,100,000
<b>Lincoln</b>				\$0
<b>Lumpkin</b>	21	10,000	\$29.00	\$6,090,000
<b>Madison</b>	18	10,000	\$29.00	\$5,220,000
<b>McDuffie</b>				\$0
<b>Morgan</b>	4	13,000	\$29.00	\$1,508,000
<b>Newton</b>				\$0
<b>Oconee</b>				\$0
<b>Oglethorpe</b>	25	10,000	\$29.00	\$7,250,000
<b>Putnam</b>				\$0
<b>Rabun</b>				\$0
<b>Richmond</b>				\$0
<b>Stephens</b>	3	60,000	\$29.00	\$5,220,000
<b>Towns</b>				\$0
<b>Union</b>	25	7,500	\$50.00	\$9,375,000
<b>Walton</b>				\$0
<b>White</b>	25	10,000	\$29.00	\$7,250,000
<b>Wilkes</b>				\$0
<b>Total</b>	<b>554</b>			<b>\$167,280,000</b>

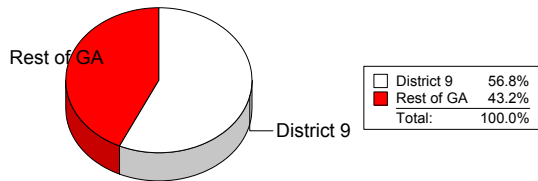
**State Total:**

**\$294,331,070**

**Congressional District as % of Georgia**



**Congressional District as % of Georgia**



### Table Layers

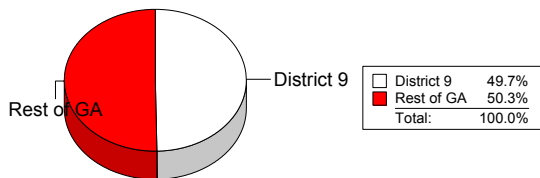
County	No. Houses	Capacity	Price	Farm Gate Value
Banks	4	10,000	\$9.20	\$368,000
Barrow	6	30,000	\$9.20	\$1,656,000
Columbia				\$0
Elbert				\$0
Franklin	21	10,000	\$9.20	\$1,932,000
Greene				\$0
Habersham				\$0
Hart	20	110,000	\$9.20	20,240,000
Jackson	90	10,000	\$9.20	\$8,280,000
Lincoln				\$0
Lumpkin	3	75,000	\$9.20	\$2,070,000
Madison	12	10,000	\$9.20	\$1,104,000
McDuffie				\$0
Morgan	4	100,000	\$9.20	\$3,680,000
Newton				\$0
Oconee				\$0
Oglethorpe				\$0
Putnam	12	100,000	\$9.20	11,040,000
Rabun				\$0
Richmond				\$0
Stephens				\$0
Towns				\$0
Union	5	7,500	\$9.20	\$345,000
Walton	4	37,000	\$9.20	\$1,361,600
White	4	10,000	\$9.20	\$368,000
Wilkes				\$0
<b>Total</b>	<b>185</b>			<b>\$52,444,600</b>

### Other

County	No. Houses	Capacity	Price	Farm Gate Value
Banks				
Barrow				
Columbia				
Elbert				
Franklin				
Greene				
Habersham				
Hart				
Jackson				
Lincoln				
Lumpkin				
Madison				
McDuffie				
Morgan				
Newton				
Oconee				\$580,608
Oglethorpe				
Putnam				
Rabun				
Richmond				
Stephens				
Towns				\$800,000
Union				
Walton				
White				
Wilkes				
<b>Total</b>				<b>\$1,380,608</b>

**State Total: \$105,584,794**

### Congressional District as % of Georgia



**Broiler - Grower**

County	No. Houses	Capacity	Price	Farm Gate Value
Banks	492	25,600	\$0.05	17,077,882
Barrow	140	21,000	\$0.05	\$3,861,043
Columbia				\$0
Elbert	91	25,000	\$0.05	\$3,773,952
Franklin	750	25,600	\$0.05	26,033,357
Greene	60	23,900	\$0.05	\$1,974,432
Habersham	600	25,000	\$0.05	20,908,800
Hart	346	25,600	\$0.05	12,010,055
Jackson	450	25,600	\$0.05	15,620,014
Lincoln				\$0
Lumpkin	124	25,600	\$0.05	\$4,304,182
Madison	585	25,000	\$0.05	20,942,064
McDuffie				\$0
Morgan	150	23,800	\$0.05	\$4,935,168
Newton	16	25,600	\$0.05	\$555,378
Oconee	248	25,600	\$0.05	\$8,608,363
Oglethorpe	235	25,600	\$0.05	\$8,157,118
Putnam				\$0
Rabun	50	25,600	\$0.05	\$1,622,016
Richmond				\$0
Stephens	105	25,600	\$0.05	\$3,678,732
Towns	2	36,000	\$0.05	\$53,084
Union	5	10,000	\$0.05	\$55,296
Walton	1	153,000	\$0.05	\$216,530
White	204	25,600	\$0.05	\$7,081,073
Wilkes	47	25,600	\$0.05	\$1,631,424
<b>Total</b>	<b>4,701</b>			<b>\$163,099,965</b>

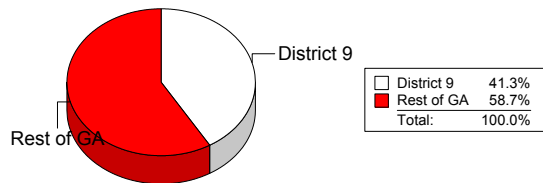
**State Total: \$394,473,388**

**Broiler - Integrator**

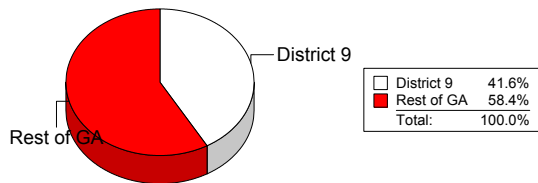
County	No. Houses	Capacity	Price	Farm Gate Value
Banks	492	25,600	\$0.34	22,035,699
Barrow	140	21,000	\$0.34	27,590,371
Columbia				\$0
Elbert	91	25,000	\$0.34	26,968,032
Franklin	750	25,600	\$0.34	86,030,029
Greene	60	23,900	\$0.34	14,108,963
Habersham	600	25,000	\$0.34	49,410,800
Hart	346	25,600	\$0.34	85,821,853
Jackson	450	25,600	\$0.34	11,618,017
Lincoln				\$0
Lumpkin	124	25,600	\$0.34	30,756,965
Madison	585	25,000	\$0.34	49,648,499
McDuffie				\$0
Morgan	150	23,800	\$0.34	35,265,888
Newton	16	25,600	\$0.34	\$3,968,641
Oconee	248	25,600	\$0.34	61,513,930
Oglethorpe	235	25,600	\$0.34	58,289,409
Putnam				\$0
Rabun	50	25,600	\$0.34	11,590,656
Richmond				\$0
Stephens	105	25,600	\$0.34	26,287,608
Towns	2	36,000	\$0.34	\$379,331
Union	5	10,000	\$0.34	\$395,136
Walton	1	1,530,000	\$0.34	15,472,908
White	204	25,600	\$0.34	50,600,168
Wilkes	47	25,600	\$0.34	11,657,882
<b>Total</b>	<b>4,701</b>			<b>\$1,179,410,784</b>

**State Total: \$2,832,935,275**

**Congressional District as % of Georgia**



**Congressional District as % of Georgia**





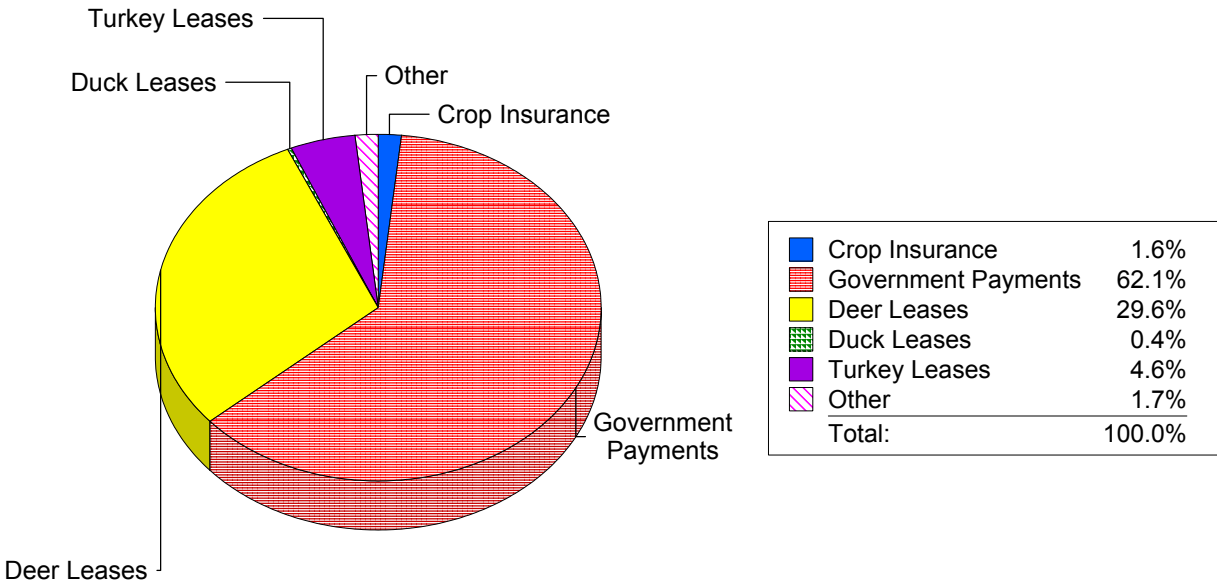
# Other Farm Gate Value

## Congressional District 9

\$ 20,970,526

### 2002 Other Farm Gate Value

#### Congressional District 9



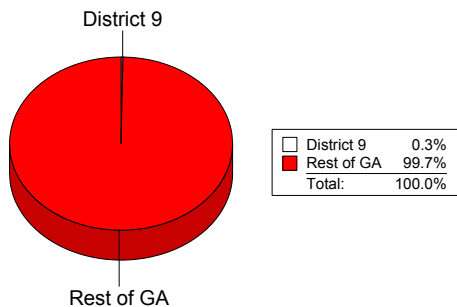
## Crop Insurance

County	Farm Gate Value
Banks	\$0
Barrow	\$0
Columbia	\$0
Elbert	\$37,796
Franklin	\$0
Greene	\$0
Habersham	\$0
Hart	\$125,361
Jackson	\$0
Lincoln	\$0
Lumpkin	\$14,924
Madison	\$2,403
McDuffie	\$4,866
Morgan	\$43,200
Newton	\$487
Oconee	\$41,667
Oglethorpe	\$1,001
Putnam	\$0
Rabun	\$38,478
Richmond	\$0
Stephens	\$0
Towns	\$0
Union	\$0
Walton	\$0
White	\$28,203
Wilkes	\$0
<b>Total</b>	<b>\$338,386</b>
<b>State Total:</b>	<b>\$112,683,572</b>

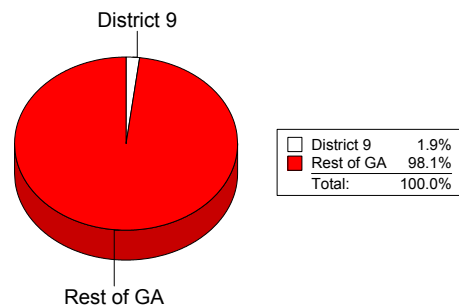
## Government Payments

County	Farm Gate Value
Banks	\$574,302
Barrow	\$0
Columbia	\$50,427
Elbert	\$1,300,000
Franklin	\$507,466
Greene	\$693,785
Habersham	\$550,000
Hart	\$817,484
Jackson	\$1,200,000
Lincoln	\$238,599
Lumpkin	\$107,419
Madison	\$1,300,000
McDuffie	\$217,171
Morgan	\$1,698,343
Newton	\$158,104
Oconee	\$425,149
Oglethorpe	\$124,699
Putnam	\$1,319,542
Rabun	\$0
Richmond	\$206,005
Stephens	\$215,000
Towns	\$0
Union	\$0
Walton	\$421,327
White	\$175,000
Wilkes	\$715,019
<b>Total</b>	<b>\$13,014,840</b>
<b>State Total:</b>	<b>\$672,687,500</b>

**Congressional District as % of Georgia**



**Congressional District as % of Georgia**



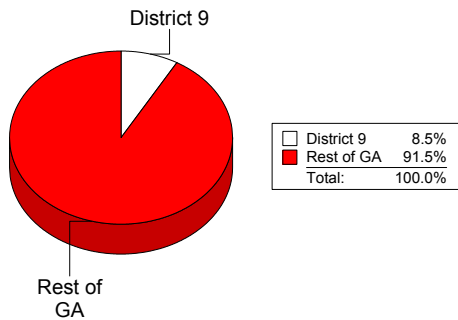
### Hunting Leases - Deer

County	Acres	Price	Farm Gate Value
<b>Banks</b>	6,000	\$8.00	\$48,000
<b>Barrow</b>	3,000	\$10.00	\$30,000
<b>Columbia</b>	50,000	\$8.00	\$400,000
<b>Elbert</b>	70,000	\$8.00	\$560,000
<b>Franklin</b>	9,000	\$8.00	\$72,000
<b>Greene</b>	15,600	\$8.00	\$124,800
<b>Habersham</b>			\$0
<b>Hart</b>	9,100	\$8.00	\$72,800
<b>Jackson</b>	3,500	\$8.00	\$28,000
<b>Lincoln</b>	5,500	\$8.00	\$44,000
<b>Lumpkin</b>	1,000	\$8.00	\$8,000
<b>Madison</b>	7,500	\$8.00	\$60,000
<b>McDuffie</b>	50,000	\$8.00	\$400,000
<b>Morgan</b>	70,000	\$8.00	\$560,000
<b>Newton</b>	12,000	\$8.00	\$96,000
<b>Oconee</b>	12,000	\$8.00	\$96,000
<b>Oglethorpe</b>	25,000	\$8.00	\$200,000
<b>Putnam</b>	191,000	\$8.00	\$1,528,000
<b>Rabun</b>			\$0
<b>Richmond</b>	15,000	\$8.00	\$120,000
<b>Stephens</b>			\$0
<b>Towns</b>			\$0
<b>Union</b>			\$0
<b>Walton</b>	20,000	\$8.00	\$160,000
<b>White</b>			\$0
<b>Wilkes</b>	200,000	\$8.00	\$1,600,000
<b>Total</b>	<b>775,200</b>		<b>\$6,207,600</b>
<b>State Total:</b>			<b>\$73,295,452</b>

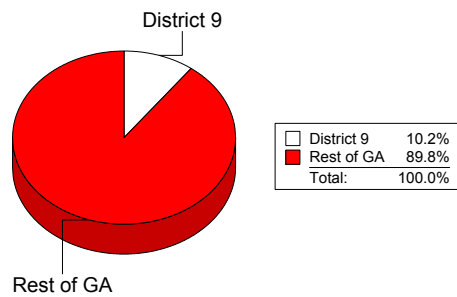
### Hunting Leases - Duck

County	Acres	Price	Farm Gate Value
<b>Banks</b>			\$0
<b>Barrow</b>			\$0
<b>Columbia</b>			\$0
<b>Elbert</b>			\$0
<b>Franklin</b>			\$0
<b>Greene</b>	50	\$50.00	\$2,500
<b>Habersham</b>			\$0
<b>Hart</b>	40	\$50.00	\$2,000
<b>Jackson</b>			\$0
<b>Lincoln</b>			\$0
<b>Lumpkin</b>			\$0
<b>Madison</b>	75	\$50.00	\$3,750
<b>McDuffie</b>			\$0
<b>Morgan</b>			\$0
<b>Newton</b>	300	\$50.00	\$15,000
<b>Oconee</b>			\$0
<b>Oglethorpe</b>			\$0
<b>Putnam</b>	900	\$50.00	\$45,000
<b>Rabun</b>			\$0
<b>Richmond</b>	500	\$50.00	\$25,000
<b>Stephens</b>			\$0
<b>Towns</b>			\$0
<b>Union</b>			\$0
<b>Walton</b>			\$0
<b>White</b>			\$0
<b>Wilkes</b>			\$0
<b>Total</b>	<b>1,865</b>		<b>\$93,250</b>
<b>State Total:</b>			<b>\$913,130</b>

**Congressional District as % of Georgia**



**Congressional District as % of Georgia**



### Hunting Leases - Turkey

County	Acres	Price	Farm Gate Value
<b>Banks</b>			\$0
<b>Barrow</b>			\$0
<b>Columbia</b>	50,000	\$2.00	\$100,000
<b>Elbert</b>	20,000	\$2.00	\$40,000
<b>Franklin</b>	5,000	\$2.00	\$10,000
<b>Greene</b>	525	\$2.00	\$1,050
<b>Habersham</b>			\$0
<b>Hart</b>	1,400	\$2.00	\$2,800
<b>Jackson</b>			\$0
<b>Lincoln</b>	1,500	\$2.00	\$3,000
<b>Lumpkin</b>			\$0
<b>Madison</b>	1,000	\$2.00	\$2,000
<b>McDuffie</b>			\$0
<b>Morgan</b>			\$0
<b>Newton</b>	3,800	\$2.00	\$7,600
<b>Oconee</b>	1,000	\$2.00	\$2,000
<b>Oglethorpe</b>	5,000	\$2.00	\$10,000
<b>Putnam</b>	191,000	\$2.00	\$382,000
<b>Rabun</b>			\$0
<b>Richmond</b>	3,000	\$2.00	\$6,000
<b>Stephens</b>			\$0
<b>Towns</b>			\$0
<b>Union</b>			\$0
<b>Walton</b>			\$0
<b>White</b>			\$0
<b>Wilkes</b>	200,000	\$2.00	\$400,000
<b>Total</b>	<b>483,225</b>		<b>\$966,450</b>

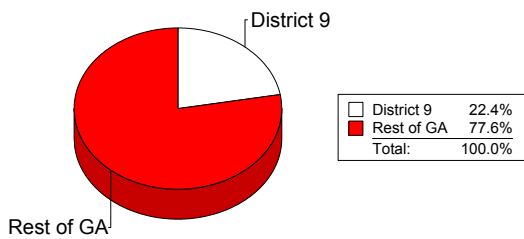
**State Total:**

**\$4,322,936**

### Other

County	Acres	Farm Gate Value
<b>Banks</b>		
<b>Barrow</b>		
<b>Columbia</b>		
<b>Elbert</b>		
<b>Franklin</b>		
<b>Greene</b>		
<b>Habersham</b>		
<b>Hart</b>		
<b>Jackson</b>		
<b>Lincoln</b>		
<b>Lumpkin</b>		
<b>Madison</b>		
<b>McDuffie</b>		
<b>Morgan</b>		
<b>Newton</b>		
<b>Oconee</b>		
<b>Oglethorpe</b>		
<b>Putnam</b>		
<b>Rabun</b>		
<b>Richmond</b>		\$150,000
<b>Stephens</b>		\$200,000
<b>Towns</b>		
<b>Union</b>		
<b>Walton</b>		
<b>White</b>		
<b>Wilkes</b>		
<b>Total</b>		<b>\$350,000</b>

### Congressional District as % of Georgia



# Center for Agribusiness and Economic Development



The Center for Agribusiness and Economic Development is a unit of the College of Agricultural and Environmental Sciences of the University of Georgia, combining the missions of research and extension. The Center has among its objectives:

- < To provide feasibility and other short term studies for current or potential Georgia agribusiness firms and/or emerging food and fiber industries.
- < To provide agricultural, natural resource, and demographic data for private and public decision makers.

To find out more, visit our Web site at: <http://www.agecon.uga.edu/~caed/>

Or contact:

John McKissick, Coordinator  
Center for Agribusiness and Economic Development  
Lumpkin House  
The University of Georgia  
Athens, Georgia 30602-7509  
Phone (706)542-0760  
[caed@agecon.uga.edu](mailto:caed@agecon.uga.edu)

The University of Georgia and Fort Valley State University, and the U.S. Department of Agriculture and counties of the state cooperating. The Cooperative Extension Service offers educational programs, assistance and materials to all people without regard to race, color, national origin, age, sex or disability.

An equal opportunity/affirmative action organization committed to a diverse work force.

---

**July, 2003**

---

Issued in furtherance of Cooperation Extension Acts of May 8 and June 30, 1914, the University of Georgia College of Agricultural and Environmental Sciences, and the U.S. Department of Agriculture Cooperating.

Gale Buchanan, Dean and Director