



---

# The University of Georgia

---

**Center for Agribusiness and Economic Development**

**College of Agricultural and Environmental Sciences**

---

## **U. S. Congressional District 8 2002 Farm Gate Value Report**

---

**Sue Boatright, Erin Bergstrom, and John McKissick  
Center for Agribusiness and Economic Development**

**July, 2003**

---



## TABLE OF CONTENTS

<b>DISTRICT SUMMARY</b> .....	1
<b>TOTAL FARM GATE VALUE</b> .....	2
<b>ROW &amp; FORAGE CROPS</b> .....	<b>3-10</b>
Barley .....	4
Corn .....	4
Cotton .....	5
Hay .....	5
Oats .....	6
Other .....	6
Peanuts .....	7
Rye .....	7
Silage .....	8
Sorghum .....	8
Soybeans .....	9
Straw .....	9
Tobacco .....	10
Wheat .....	10
<b>FRUITS &amp; NUTS</b> .....	<b>11-15</b>
Apples .....	12
Blueberries .....	12
Grapes .....	13
Other .....	13
Peaches .....	14
Pecans .....	14
Strawberries .....	15
<b>VEGETABLES</b> .....	<b>16-34</b>
Banana Peppers .....	17
Bell Peppers .....	17
Broccoli .....	18
Cabbage .....	18
Cantaloupe .....	19
Carrots .....	19
Collards .....	20
Cucumbers .....	20
Eggplant .....	21
English Peas .....	21
Green House .....	22
Green Onions .....	22
Hot Peppers .....	23
Irish Potatoes .....	23
Kale .....	24
Lettuce .....	24
Lima Beans .....	25
Mustard .....	25
Okra .....	26
Onions .....	26
Other .....	27
Pole Beans .....	27
Pumpkin .....	28
Snap Beans .....	28
Southern Peas .....	29
Spinach .....	29
Sweet Corn .....	30
Sweet Potatoes .....	30

## TABLE OF CONTENTS

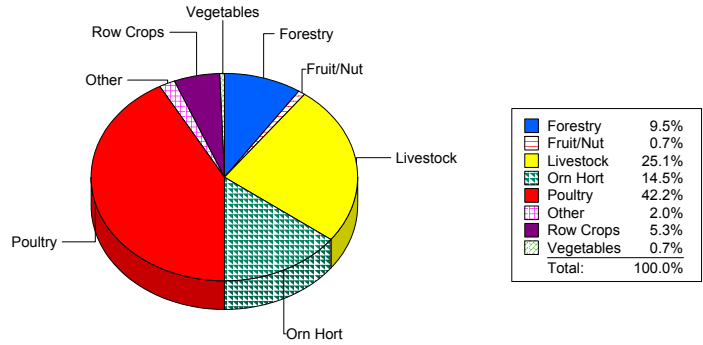
Tomato .....	31
Turnip Greens .....	31
Turnip Roots .....	32
Watermelon .....	32
Winter Squash .....	33
Yellow Squash .....	33
Zucchini .....	34
<b>ORNAMENTAL HORTICULTURE .....</b>	<b>35-38</b>
Container Nursery .....	36
Field Nursery .....	36
Greenhouse .....	37
Other .....	37
Turfgrass .....	38
<b>FORESTRY &amp; PRODUCTS .....</b>	<b>39-41</b>
Christmas Trees .....	40
Other .....	40
Pine Straw .....	41
Timber .....	41
<b>LIVESTOCK &amp; AQUACULTURE .....</b>	<b>42-49</b>
Beef Cattle Finished Outside County .....	43
Beef Cows .....	43
Beef Stockers .....	44
Catfish .....	44
Dairy .....	45
Goats .....	45
Horses Boarding, Breeding & Training .....	46
Horses Raised .....	46
Other .....	47
Pork Farrow to Finish .....	47
Pork Feeder .....	48
Pork Finishing .....	48
Quail .....	49
Sheep .....	49
<b>POULTRY &amp; EGGS .....</b>	<b>50-53</b>
Breeder Pullet Units .....	51
Hatching Layers .....	51
Table Layers .....	52
Other .....	52
Broiler Grower .....	53
Broiler Integrator .....	53
<b>OTHER INCOME .....</b>	<b>54-57</b>
Crop Insurance .....	55
Government Payments .....	55
Hunting Leases Deer .....	56
Hunting Leases Duck .....	56
Hunting Leases Turkey .....	57
Other .....	57

# Congressional District 8 2002 Farm Gate Summary

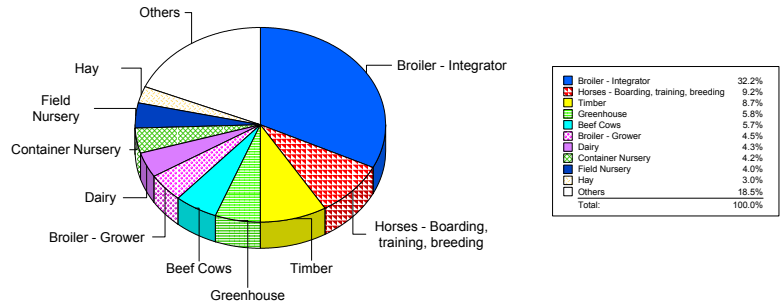
<u>County</u>	<u>Total Farm Gate Value</u>
Bibb	\$12,305,107
Butts	\$7,696,618
Carroll	\$111,535,682
Coweta	\$11,114,524
Douglas	\$8,466,689
Fayette	\$13,944,935
Harris	\$13,150,339
Henry	\$8,753,004
Jasper	\$59,892,503
Jones	\$20,771,359
Lamar	\$34,341,969
Muscogee	\$1,050,608
Newton	\$16,958,018
Pike	\$21,997,420
Rockdale	\$18,850,890
Spalding	\$8,003,234
Troup	\$13,201,561
Upson	\$30,384,721

**Total:** \$412,419,179

**2002 Farm Gate Value by Category**



**2002 Top Ten Commodities**  
Congressional District 8



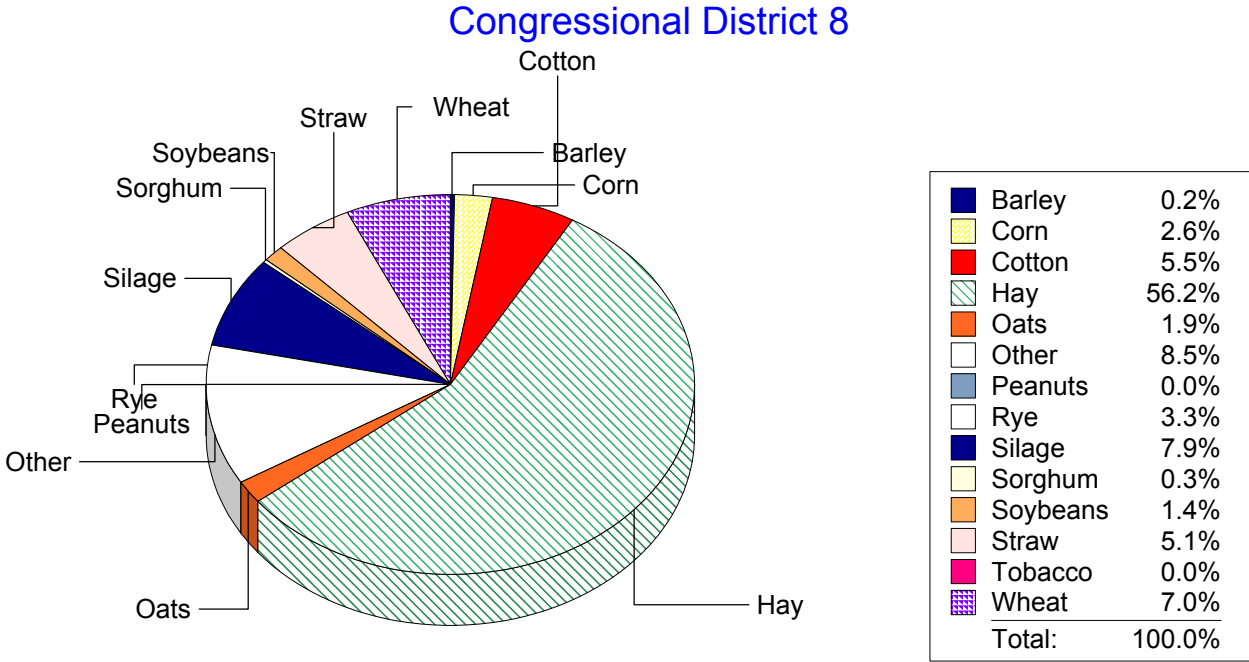
## Total Farm Gate Value 2002

	Forestry and Related Products	Fruits and Nuts	Livestock and Aquaculture	Ornamental Horticulture	Other	Poultry and Eggs	Row and Forage Crops	Vegetables	Total
<b>Bibb</b>	\$190,939	\$105,098	\$6,319,532	\$666,600	\$104,407	\$4,466,784	\$439,192	\$12,555	<b>\$12,305,107</b>
<b>Butts</b>	\$2,028,018	\$11,400	\$1,714,065	\$1,932,492	\$254,318	\$0	\$1,756,325	\$0	<b>\$7,696,618</b>
<b>Carroll</b>	\$84,000	\$44,298	\$11,237,012	\$2,447,214	\$1,652,303	\$94,822,442	\$1,142,700	\$105,713	<b>\$111,535,682</b>
<b>Coweta</b>	\$2,389,102	\$46,586	\$4,228,612	\$2,805,840	\$104,500	\$0	\$1,410,918	\$128,966	<b>\$11,114,524</b>
<b>Douglas</b>	\$178,750	\$3,735	\$2,088,042	\$5,532,000	\$24,000	\$429,412	\$164,750	\$46,000	<b>\$8,466,689</b>
<b>Fayette</b>	\$717,750	\$217,928	\$4,392,215	\$8,110,000	\$77,000	\$0	\$202,415	\$227,628	<b>\$13,944,935</b>
<b>Harris</b>	\$3,671,340	\$108,510	\$3,368,663	\$4,184,820	\$1,125,689	\$184,000	\$402,655	\$104,662	<b>\$13,150,339</b>
<b>Henry</b>	\$1,091,818	\$341,200	\$2,992,770	\$2,222,160	\$260,606	\$0	\$1,844,450	\$0	<b>\$8,753,004</b>
<b>Jasper</b>	\$5,078,190	\$355,925	\$14,019,495	\$12,572,000	\$525,000	\$22,198,855	\$4,016,963	\$1,126,076	<b>\$59,892,503</b>
<b>Jones</b>	\$6,114,328	\$42,750	\$5,608,135	\$268,600	\$555,207	\$6,870,589	\$1,311,750	\$0	<b>\$20,771,359</b>
<b>Lamar</b>	\$1,407,289	\$228,016	\$7,634,785	\$5,807,000	\$832,755	\$13,512,960	\$4,224,929	\$694,236	<b>\$34,341,969</b>
<b>Muscogee</b>	\$0	\$0	\$1,050,608	\$0	\$0	\$0	\$0	\$0	<b>\$1,050,608</b>
<b>Newton</b>	\$2,957,274	\$191,200	\$6,672,375	\$1,275,862	\$277,191	\$4,524,019	\$816,095	\$244,003	<b>\$16,958,018</b>
<b>Pike</b>	\$1,278,595	\$692,697	\$4,499,619	\$5,109,290	\$500,275	\$7,753,568	\$2,163,376	\$0	<b>\$21,997,420</b>
<b>Rockdale</b>	\$457,500	\$325,950	\$13,542,870	\$4,396,600	\$10,400	\$0	\$45,470	\$72,100	<b>\$18,850,890</b>
<b>Spalding</b>	\$1,158,704	\$170,000	\$3,307,650	\$531,800	\$147,027	\$1,932,353	\$743,700	\$12,000	<b>\$8,003,234</b>
<b>Troup</b>	\$6,493,500	\$58,600	\$4,241,653	\$871,200	\$1,139,000	\$0	\$396,038	\$1,570	<b>\$13,201,561</b>
<b>Upson</b>	\$4,066,165	\$58,607	\$6,670,792	\$963,600	\$453,448	\$17,230,150	\$941,959	\$0	<b>\$30,384,721</b>
<b>Total</b>	<b>\$39,363,262</b>	<b>\$3,002,499</b>	<b>\$103,588,892</b>	<b>\$59,697,078</b>	<b>\$8,043,125</b>	<b>\$173,925,132</b>	<b>\$22,023,682</b>	<b>\$2,775,508</b>	<b>\$412,419,179</b>

# Row and Forage Farm Gate Value

## Congressional District 8

\$ 22,023,682



## Barley

Countv	Acres	Yield	Price	Farm Gate Value
Bibb				\$0
Butts	100	50	\$2.75	\$13,750
Carroll				\$0
Coweta				\$0
Douglas				\$0
Fayette				\$0
Harris				\$0
Henry	200	50	\$2.75	\$27,500
Jasper				\$0
Jones				\$0
Lamar				\$0
Muscogee				\$0
Newton				\$0
Pike				\$0
Rockdale				\$0
Spalding				\$0
Troup				\$0
Upson	45	60	\$2.75	\$7,425
<b>Total</b>	<b>345</b>			<b>\$48,675</b>

State Total:

\$149,097

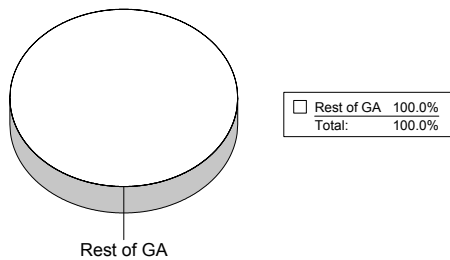
## Corn

Countv	Acres	Yield	Price	Farm Gate Value
Bibb	208	134	\$2.65	\$73,861
Butts	50	50	\$2.65	\$6,625
Carroll				\$0
Coweta	250	115	\$2.65	\$76,188
Douglas				\$0
Fayette	75	150	\$2.65	\$29,813
Harris	110	70	\$2.65	\$20,405
Henry	100	50	\$2.65	\$13,250
Jasper	750	115	\$2.65	\$228,563
Jones				\$0
Lamar	250	135	\$2.65	\$89,438
Muscogee				\$0
Newton				\$0
Pike				\$0
Rockdale				\$0
Spalding				\$0
Troup	25	70	\$2.65	\$4,638
Upson	48	150	\$2.65	\$19,080
<b>Total</b>	<b>1,866</b>			<b>\$561,858</b>

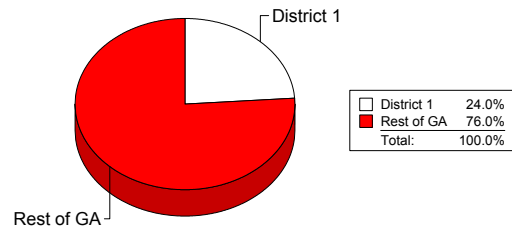
State Total:

\$99,558,668

**Congressional District as % of Georgia**



**Congressional District as % of Georgia**



## Cotton

Countv	Acres	Yield	Price	Farm Gate Value
<b>Bibb</b>				\$0
<b>Butts</b>				\$0
<b>Carroll</b>				\$0
<b>Coweta</b>				\$0
<b>Douglas</b>				\$0
<b>Fayette</b>				\$0
<b>Harris</b>				\$0
<b>Henry</b>	600	500	\$0.60	\$180,000
<b>Jasper</b>				\$0
<b>Jones</b>				\$0
<b>Lamar</b>	2,970	520	\$0.60	\$926,640
<b>Muscogee</b>				\$0
<b>Newton</b>				\$0
<b>Pike</b>	349	550	\$0.60	\$115,170
<b>Rockdale</b>				\$0
<b>Spalding</b>				\$0
<b>Troup</b>				\$0
<b>Upson</b>				\$0
<b>Total</b>	<u>3,919</u>			<u>\$1,221,810</u>

**State Total:**

**\$501,727,753**

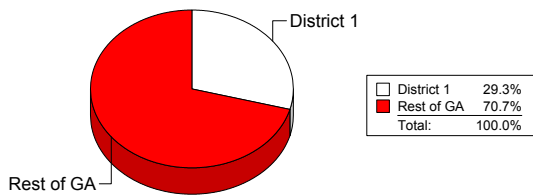
## Hay

Countv	Acres	Yield	Price	Farm Gate Value
<b>Bibb</b>	655	3.0	\$60.00	\$117,900
<b>Butts</b>	5,000	5.0	\$60.00	\$1,500,000
<b>Carroll</b>	7,150	3.0	\$60.00	\$1,115,400
<b>Coweta</b>	7,500	3.0	\$60.00	\$1,170,000
<b>Douglas</b>	550	2.0	\$60.00	\$66,000
<b>Fayette</b>	800	3.0	\$60.00	\$144,000
<b>Harris</b>				\$0
<b>Henry</b>	7,000	3.0	\$60.00	\$1,050,000
<b>Jasper</b>	20,000	3.0	\$60.00	\$3,120,000
<b>Jones</b>	5,200	3.0	\$60.00	\$873,600
<b>Lamar</b>	6,500	3.0	\$60.00	\$1,014,000
<b>Muscogee</b>				\$0
<b>Newton</b>				\$0
<b>Pike</b>	8,000	3.0	\$60.00	\$1,248,000
<b>Rockdale</b>	125	3.0	\$60.00	\$19,500
<b>Spalding</b>	1,500	2.0	\$60.00	\$180,000
<b>Troup</b>	1,600	3.0	\$60.00	\$288,000
<b>Upson</b>	1,987	4.0	\$60.00	\$476,880
<b>Total</b>	<u>73,567</u>			<u>\$12,383,280</u>

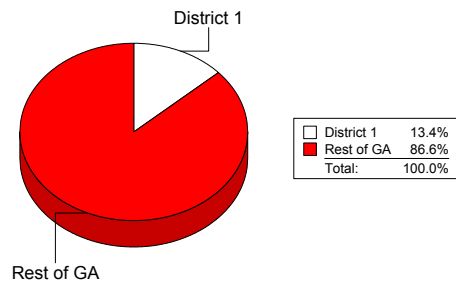
**State Total:**

**\$129,412,928**

**Congressional District as % of Georgia**



**Congressional District as % of Georgia**





## Oats

Countv	Acres	Yield	Price	Farm Gate Value
<b>Bibb</b>	317	65	\$2.20	\$45,331
<b>Butts</b>	100	60	\$2.20	\$13,200
<b>Carroll</b>				\$0
<b>Coweta</b>	50	60	\$2.20	\$6,600
<b>Douglas</b>				\$0
<b>Fayette</b>				\$0
<b>Harris</b>	250	30	\$2.20	\$16,500
<b>Henry</b>	100	60	\$2.20	\$13,200
<b>Jasper</b>	750	60	\$2.20	\$99,000
<b>Jones</b>				\$0
<b>Lamar</b>	250	60	\$2.20	\$33,000
<b>Muscogee</b>				\$0
<b>Newton</b>	900	64	\$2.20	\$126,720
<b>Pike</b>	223	60	\$2.20	\$29,436
<b>Rockdale</b>	88	60	\$2.20	\$11,616
<b>Spalding</b>				\$0
<b>Troup</b>				\$0
<b>Upson</b>	200	75	\$2.20	\$33,000
<b>Total</b>	<b>3,228</b>			<b>\$427,603</b>

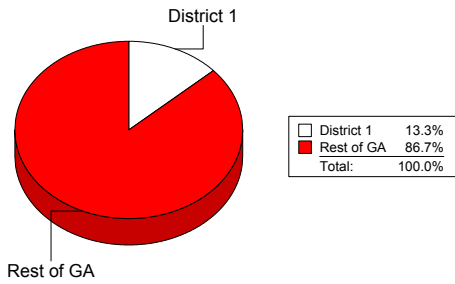
**State Total: \$10,574,566**

## Other

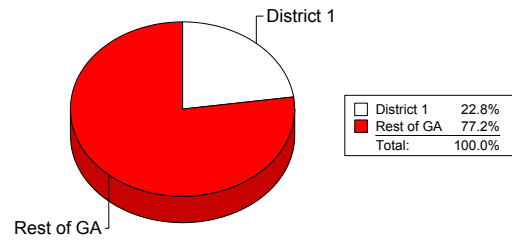
Countv	Farm Gate Value
<b>Bibb</b>	
<b>Butts</b>	
<b>Carroll</b>	
<b>Coweta</b>	
<b>Douglas</b>	
<b>Fayette</b>	
<b>Harris</b>	
<b>Henry</b>	
<b>Jasper</b>	
<b>Jones</b>	
<b>Lamar</b>	\$917,760
<b>Muscogee</b>	
<b>Newton</b>	
<b>Pike</b>	\$510,570
<b>Rockdale</b>	
<b>Spalding</b>	\$386,000
<b>Troup</b>	
<b>Upson</b>	\$54,440
<b>Total</b>	<b>\$1,868,770</b>

**State Total: \$98,635,112**

**Congressional District as % of Georgia**



**Congressional District as % of Georgia**



## Peanuts

Countv	Acres	Yield	Price	Farm Gate Value
<b>Bibb</b>	4	3,300	\$0.18	\$2,376
<b>Butts</b>				\$0
<b>Carroll</b>				\$0
<b>Coweta</b>				\$0
<b>Douglas</b>				\$0
<b>Fayette</b>				\$0
<b>Harris</b>				\$0
<b>Henry</b>				\$0
<b>Jasper</b>				\$0
<b>Jones</b>				\$0
<b>Lamar</b>				\$0
<b>Muscogee</b>				\$0
<b>Newton</b>				\$0
<b>Pike</b>				\$0
<b>Rockdale</b>				\$0
<b>Spalding</b>				\$0
<b>Troup</b>				\$0
<b>Upson</b>				\$0
<b>Total</b>	<u>4</u>			<u>\$2,376</u>

**State Total:**

**\$232,193,157**

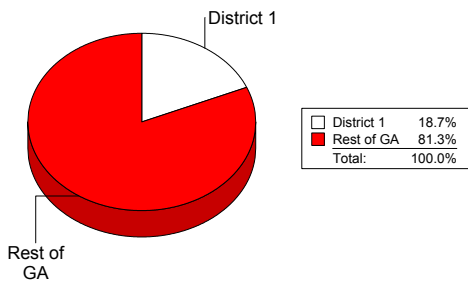
## Rye

Countv	Acres	Yield	Price	Farm Gate Value
<b>Bibb</b>	114	25	\$10.00	\$28,425
<b>Butts</b>	150	50	\$10.00	\$75,000
<b>Carroll</b>				\$0
<b>Coweta</b>				\$0
<b>Douglas</b>				\$0
<b>Fayette</b>				\$0
<b>Harris</b>	450	30	\$12.00	\$162,000
<b>Henry</b>	400	30	\$10.00	\$120,000
<b>Jasper</b>				\$0
<b>Jones</b>				\$0
<b>Lamar</b>	460	22	\$10.00	\$101,200
<b>Muscogee</b>				\$0
<b>Newton</b>	400	40	\$10.00	\$160,000
<b>Pike</b>				\$0
<b>Rockdale</b>	44	16	\$10.00	\$7,040
<b>Spalding</b>				\$0
<b>Troup</b>	300	25	\$10.00	\$75,000
<b>Upson</b>				\$0
<b>Total</b>	<u>2,318</u>			<u>\$728,665</u>

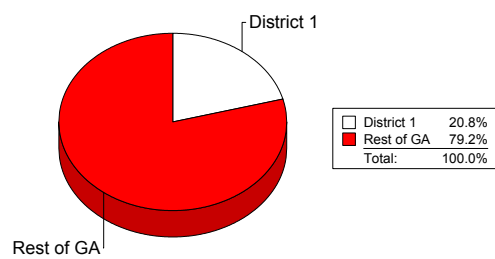
**State Total:**

**\$23,553,092**

**Congressional District as % of Georgia**



**Congressional District as % of Georgia**



## Silage

Countv	Acres	Yield	Price	Farm Gate Value
<b>Bibb</b>	40	10.0	\$35.00	\$14,000
<b>Butts</b>				\$0
<b>Carroll</b>	60	13.0	\$35.00	\$27,300
<b>Coweta</b>	90	16.0	\$35.00	\$50,400
<b>Douglas</b>	150	15.0	\$35.00	\$78,750
<b>Fayette</b>				\$0
<b>Harris</b>				\$0
<b>Henry</b>				\$0
<b>Jasper</b>	500	16.0	\$35.00	\$280,000
<b>Jones</b>	900	13.0	\$35.00	\$393,750
<b>Lamar</b>	846	14.0	\$35.00	\$414,540
<b>Muscogee</b>				\$0
<b>Newton</b>	250	7.0	\$35.00	\$61,250
<b>Pike</b>	231	20.0	\$35.00	\$161,700
<b>Rockdale</b>				\$0
<b>Spalding</b>				\$0
<b>Troup</b>				\$0
<b>Upson</b>	461	16.0	\$35.00	\$258,160
<b>Total</b>	<u>3,528</u>			<u>\$1,739,850</u>

## Sorghum

Countv	Acres	Yield	Price	Farm Gate Value
<b>Bibb</b>	129	48	\$2.30	\$14,286
<b>Butts</b>				\$0
<b>Carroll</b>				\$0
<b>Coweta</b>				\$0
<b>Douglas</b>				\$0
<b>Fayette</b>	5	48	\$2.30	\$552
<b>Harris</b>				\$0
<b>Henry</b>	75	40	\$2.30	\$6,900
<b>Jasper</b>				\$0
<b>Jones</b>				\$0
<b>Lamar</b>	150	40	\$2.30	\$13,800
<b>Muscogee</b>				\$0
<b>Newton</b>	100	55	\$2.30	\$12,650
<b>Pike</b>	55	80	\$2.30	\$10,120
<b>Rockdale</b>	15	43	\$2.30	\$1,484
<b>Spalding</b>				\$0
<b>Troup</b>				\$0
<b>Upson</b>				\$0
<b>Total</b>	<u>529</u>			<u>\$59,791</u>

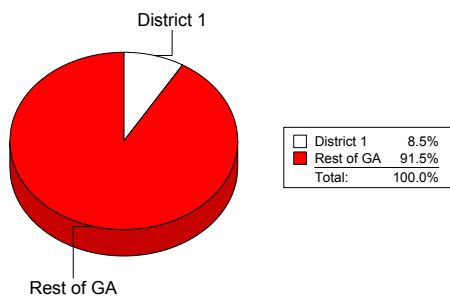
State Total:

\$36,025,295

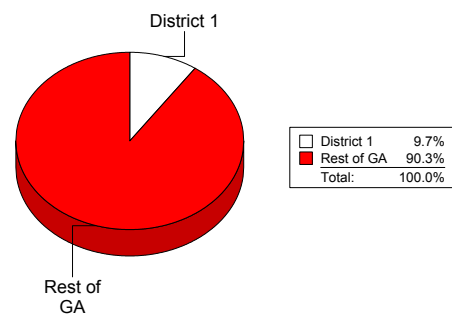
State Total:

\$4,336,179

**Congressional District as % of Georgia**



**Congressional District as % of Georgia**



## Soybeans

Countv	Acres	Yield	Price	Farm Gate Value
<b>Bibb</b>	330	27	\$5.30	\$47,209
<b>Butts</b>	500	25	\$5.30	\$66,250
<b>Carroll</b>				\$0
<b>Coweta</b>				\$0
<b>Douglas</b>				\$0
<b>Fayette</b>				\$0
<b>Harris</b>				\$0
<b>Henry</b>	600	20	\$5.30	\$63,600
<b>Jasper</b>				\$0
<b>Jones</b>				\$0
<b>Lamar</b>	347	26	\$5.30	\$47,817
<b>Muscogee</b>				\$0
<b>Newton</b>	450	35	\$5.30	\$83,475
<b>Pike</b>				\$0
<b>Rockdale</b>	50	22	\$5.30	\$5,830
<b>Spalding</b>				\$0
<b>Troup</b>				\$0
<b>Upson</b>	31	20	\$5.30	\$3,286
<b>Total</b>	<u>2,308</u>			<u>\$317,466</u>

**State Total:**

**\$19,980,989**

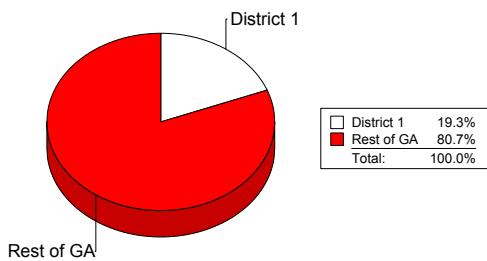
## Straw

Countv	Acres	Yield	Price	Farm Gate Value
<b>Bibb</b>	639	75	\$2.00	\$95,805
<b>Butts</b>	100	25	\$2.00	\$5,000
<b>Carroll</b>				\$0
<b>Coweta</b>	300	75	\$2.00	\$45,000
<b>Douglas</b>	100	50	\$4.00	\$20,000
<b>Fayette</b>				\$0
<b>Harris</b>	500	90	\$2.00	\$90,000
<b>Henry</b>	400	80	\$2.00	\$64,000
<b>Jasper</b>	1,000	75	\$2.00	\$150,000
<b>Jones</b>	150	80	\$2.00	\$24,000
<b>Lamar</b>	2,355	80	\$2.00	\$376,800
<b>Muscogee</b>				\$0
<b>Newton</b>	1,200	70	\$2.00	\$168,000
<b>Pike</b>				\$0
<b>Rockdale</b>				\$0
<b>Spalding</b>	250	80	\$2.00	\$40,000
<b>Troup</b>	30	20	\$2.00	\$1,200
<b>Upson</b>	296	75	\$2.00	\$44,400
<b>Total</b>	<u>7,320</u>			<u>\$1,124,205</u>

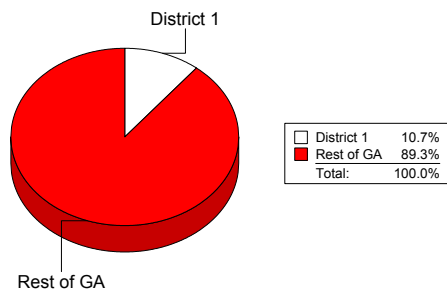
**State Total:**

**\$19,395,801**

**Congressional District as % of Georgia**



**Congressional District as % of Georgia**



## Tobacco

Countv	Acres	Yield	Price	Farm Gate Value
<b>Bibb</b>				\$0
<b>Butts</b>				\$0
<b>Carroll</b>				\$0
<b>Coweta</b>				\$0
<b>Douglas</b>				\$0
<b>Fayette</b>				\$0
<b>Harris</b>				\$0
<b>Henry</b>				\$0
<b>Jasper</b>				\$0
<b>Jones</b>				\$0
<b>Lamar</b>				\$0
<b>Muscogee</b>				\$0
<b>Newton</b>				\$0
<b>Pike</b>				\$0
<b>Rockdale</b>				\$0
<b>Spalding</b>				\$0
<b>Troup</b>				\$0
<b>Upson</b>				\$0
<b>Total</b>				

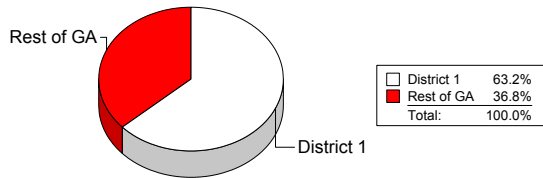
## Wheat

Countv	Acres	Yield	Price	Farm Gate Value
<b>Bibb</b>				\$0
<b>Butts</b>	500	45	\$3.40	\$76,500
<b>Carroll</b>				\$0
<b>Coweta</b>	450	41	\$3.40	\$62,730
<b>Douglas</b>				\$0
<b>Fayette</b>	150	55	\$3.40	\$28,050
<b>Harris</b>	650	35	\$5.00	\$113,750
<b>Henry</b>	2,000	45	\$3.40	\$306,000
<b>Jasper</b>	1,000	41	\$3.40	\$139,400
<b>Jones</b>	150	40	\$3.40	\$20,400
<b>Lamar</b>	1,895	45	\$3.40	\$289,935
<b>Muscogee</b>				\$0
<b>Newton</b>	1,500	40	\$3.40	\$204,000
<b>Pike</b>	634	41	\$3.40	\$88,380
<b>Rockdale</b>				\$0
<b>Spalding</b>	900	45	\$3.40	\$137,700
<b>Troup</b>	200	40	\$3.40	\$27,200
<b>Upson</b>	296	45	\$3.40	\$45,288
<b>Total</b>	<b>10,325</b>			<b>\$1,539,333</b>

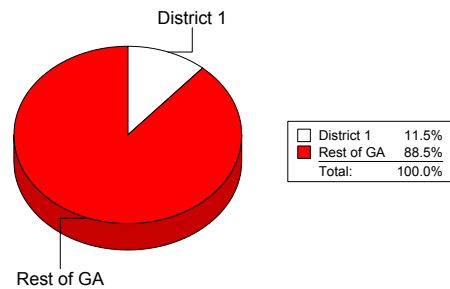
**State Total: \$110,267,030**

**State Total: \$40,476,077**

**Congressional District as % of Georgia**



**Congressional District as % of Georgia**



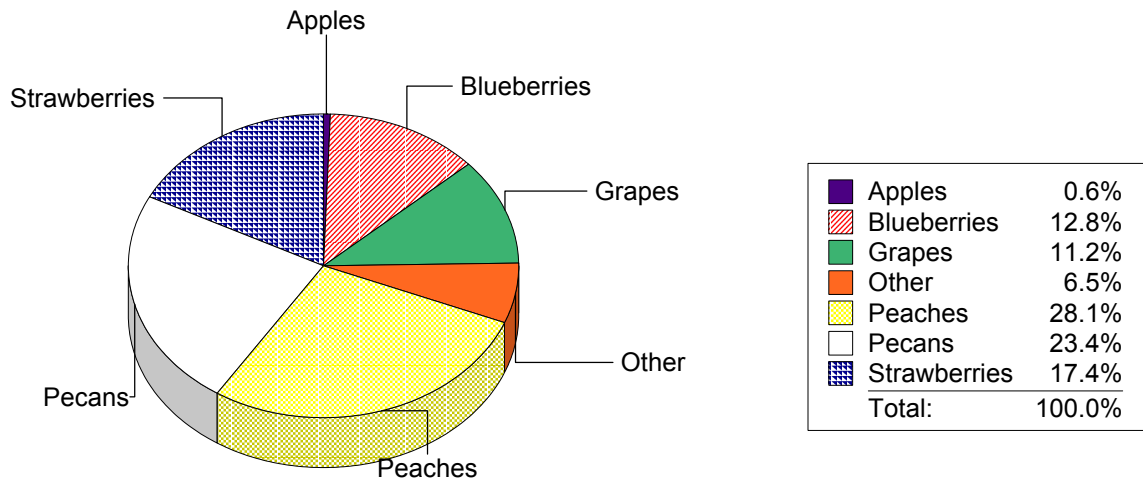
# Fruit and Nut Farm Gate Value

## Congressional District 8

\$ 3,002,499

### 2002 Fruit and Nut Farm Gate Value

#### Congressional District 8



## Apples

County	Acres	Farm Gate Value
Bibb		\$0
Butts		\$0
Carroll		\$0
Coweta		\$0
Douglas	2	\$3,360
Fayette		\$0
Harris		\$0
Henry		\$0
Jasper		\$0
Jones		\$0
Lamar		\$0
Muscogee		\$0
Newton	3	\$4,200
Pike		\$0
Rockdale		\$0
Spalding		\$0
Troup	4	\$11,200
Upson		\$0
<b>Total</b>	<b>9</b>	<b>\$18,760</b>

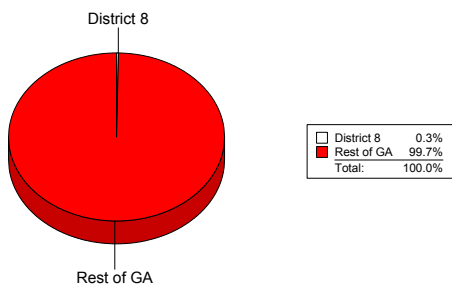
## Blueberries

County	Acres	Farm Gate Value
Bibb	1	\$2,498
Butts		\$0
Carroll	4	\$25,326
Coweta	5	\$25,515
Douglas		\$0
Fayette	14	\$79,380
Harris	22	\$89,700
Henry	4	\$6,000
Jasper	2	\$12,500
Jones		\$0
Lamar	10	\$32,950
Muscogee		\$0
Newton	17	\$72,000
Pike	1	\$5,103
Rockdale	5	\$28,350
Spalding		\$0
Troup		\$0
Upson	1	\$5,103
<b>Total</b>	<b>86</b>	<b>\$384,425</b>

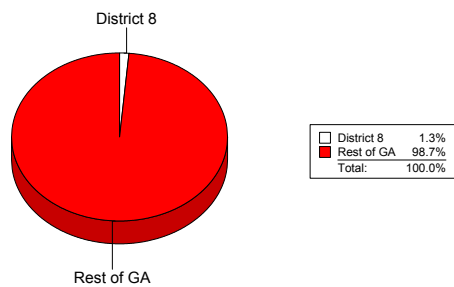
**State Total: \$5,658,128**

**State Total: \$29,627,829**

**Congressional District as % of Georgia**



**Congressional District as % of Georgia**



## Grapes

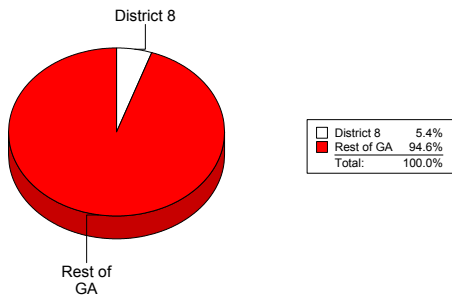
County	Acres	Farm Gate Value
Bibb		\$0
Butts		\$0
Carroll	6	\$18,972
Coweta	5	\$15,500
Douglas	1	\$375
Fayette	5	\$27,500
Harris		\$0
Henry		\$0
Jasper		\$0
Jones		\$0
Lamar	8	\$21,216
Muscogee		\$0
Newton	28	\$115,000
Pike	29	\$91,518
Rockdale	2	\$9,600
Spalding		\$0
Troup	20	\$36,000
Upson		\$0
<b>Total</b>	<b>104</b>	<b>\$335,681</b>

## Other

County	Farm Gate Value
Bibb	
Butts	
Carroll	
Coweta	
Douglas	
Fayette	\$16,120
Harris	
Henry	\$10,000
Jasper	
Jones	
Lamar	
Muscogee	
Newton	
Pike	
Rockdale	
Spalding	\$170,000
Troup	
Upson	
<b>Total</b>	<b>\$196,120</b>

**State Total: \$6,241,945**

**Congressional District as % of Georgia**





## Peaches

County	Acres	Farm Gate Value
<b>Bibb</b>		\$0
<b>Butts</b>		\$0
<b>Carroll</b>		\$0
<b>Coweta</b>	2	\$5,571
<b>Douglas</b>		\$0
<b>Fayette</b>	4	\$14,928
<b>Harris</b>		\$0
<b>Henry</b>	100	\$171,000
<b>Jasper</b>	10	\$28,500
<b>Jones</b>		\$0
<b>Lamar</b>		\$0
<b>Muscogee</b>		\$0
<b>Newton</b>		\$0
<b>Pike</b>	214	\$596,076
<b>Rockdale</b>		\$0
<b>Spalding</b>		\$0
<b>Troup</b>		\$0
<b>Upson</b>	10	\$27,854
<b>Total</b>	<b>340</b>	<b>\$843,928</b>

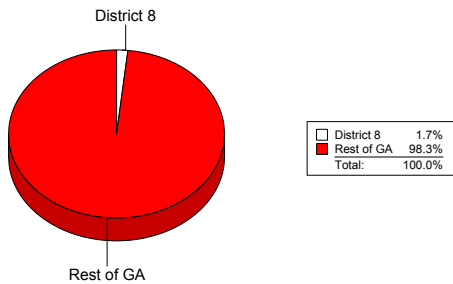
## Pecans

County	Acres	Farm Gate Value
<b>Bibb</b>	375	\$102,600
<b>Butts</b>	20	\$11,400
<b>Carroll</b>		\$0
<b>Coweta</b>		\$0
<b>Douglas</b>		\$0
<b>Fayette</b>		\$0
<b>Harris</b>	600	\$18,810
<b>Henry</b>	200	\$34,200
<b>Jasper</b>	650	\$314,925
<b>Jones</b>	250	\$42,750
<b>Lamar</b>	350	\$139,650
<b>Muscogee</b>		\$0
<b>Newton</b>		\$0
<b>Pike</b>		\$0
<b>Rockdale</b>		\$0
<b>Spalding</b>		\$0
<b>Troup</b>	25	\$11,400
<b>Upson</b>	150	\$25,650
<b>Total</b>	<b>2,620</b>	<b>\$701,385</b>

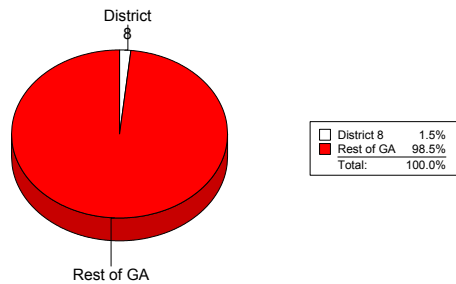
**State Total: \$49,852,368**

**State Total: \$45,814,273**

**Congressional District as % of Georgia**



**Congressional District as % of Georgia**

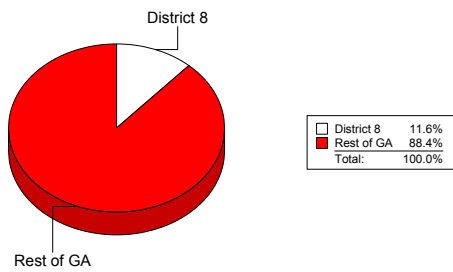


# Strawberries

County	Acres	Farm Gate Value
<b>Bibb</b>		\$0
<b>Butts</b>		\$0
<b>Carroll</b>		\$0
<b>Coweta</b>		\$0
<b>Douglas</b>		\$0
<b>Fayette</b>	20	\$80,000
<b>Harris</b>		\$0
<b>Henry</b>	8	\$120,000
<b>Jasper</b>		\$0
<b>Jones</b>		\$0
<b>Lamar</b>	3	\$34,200
<b>Muscogee</b>		\$0
<b>Newton</b>		\$0
<b>Pike</b>		\$0
<b>Rockdale</b>	10	\$288,000
<b>Spalding</b>		\$0
<b>Troup</b>		\$0
<b>Upson</b>		\$0
<b>Total</b>	<b>41</b>	<b>\$522,200</b>

**State Total: \$4,492,716**

**Congressional District as % of Georgia**



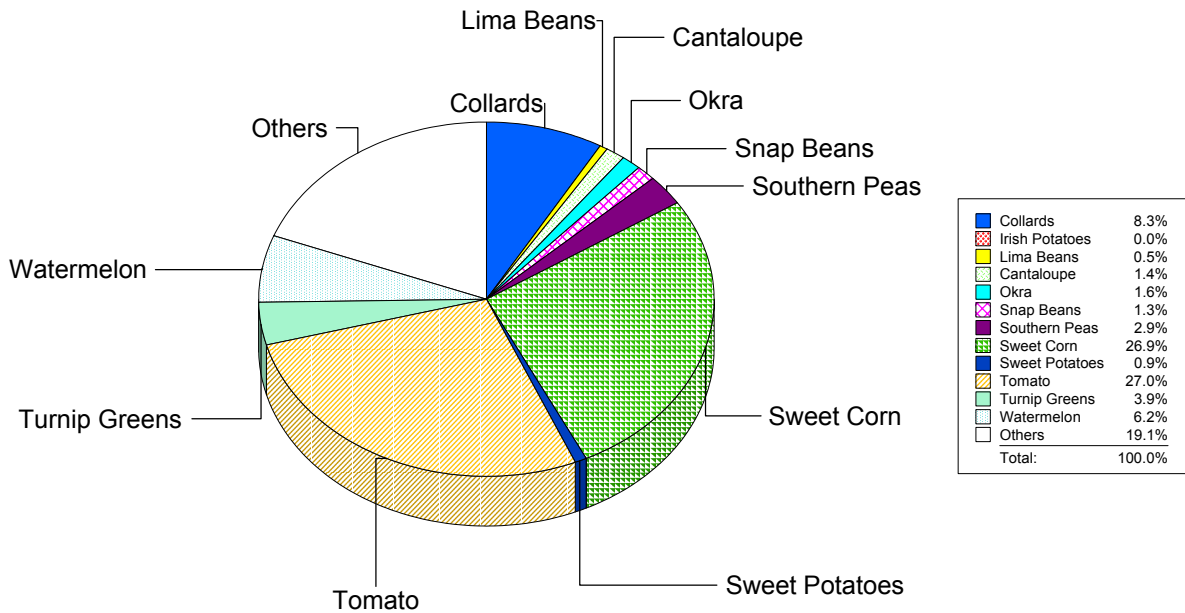
# Vegetable Farm Gate Value

## Congressional District 8

\$ 2,775,508

### 2002 Vegetable Farm Gate Value

#### Congressional District 8



## Banana Peppers

	Acres	Farm Gate Value
Bibb		\$0
Butts		\$0
Carroll		\$0
Coweta		\$0
Douglas		\$0
Fayette		\$0
Harris	1	\$9,000
Henry		\$0
Jasper		\$0
Jones		\$0
Lamar		\$0
Muscogee		\$0
Newton	1	\$2,000
Pike		\$0
Rockdale		\$0
Spalding		\$0
Troup		\$0
Upson		\$0
<b>Total</b>	<b>2</b>	<b>\$11,000</b>

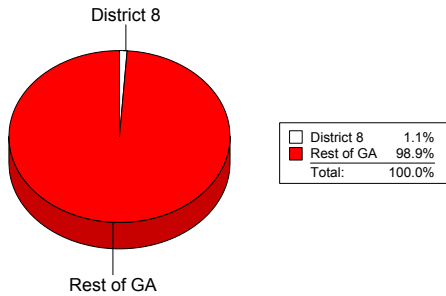
**State Total: \$983,200**

## Bell Peppers

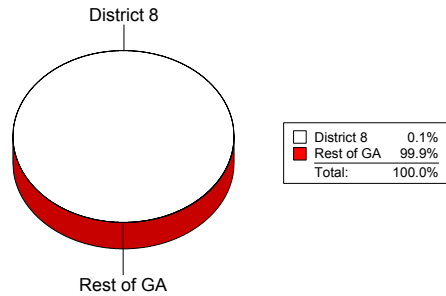
	Acres	Farm Gate Value
Bibb		\$0
Butts		\$0
Carroll		\$0
Coweta		\$0
Douglas		\$0
Fayette	1	\$8,600
Harris	2	\$8,772
Henry		\$0
Jasper	10	\$26,463
Jones		\$0
Lamar		\$0
Muscogee		\$0
Newton	1	\$2,580
Pike		\$0
Rockdale		\$0
Spalding		\$0
Troup		\$0
Upson		\$0
<b>Total</b>	<b>14</b>	<b>\$46,415</b>

**State Total: \$57,905,678**

**Congressional District as % of Georgia**



**Congressional District as % of Georgia**



## Broccoli

	Acres	Farm Gate Value
Bibb		\$0
Butts		\$0
Carroll		\$0
Coweta		\$0
Douglas		\$0
Fayette		\$0
Harris		\$0
Henry		\$0
Jasper		\$0
Jones		\$0
Lamar		\$0
Muscogee		\$0
Newton		\$0
Pike		\$0
Rockdale		\$0
Spalding		\$0
Troup		\$0
Upson		\$0
<b>Total</b>		

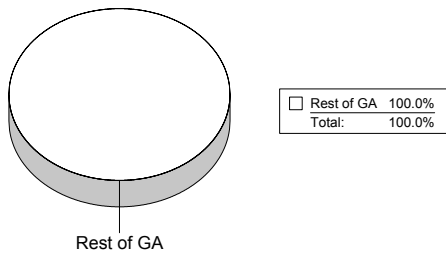
**State Total:** \$284,925

## Cabbage

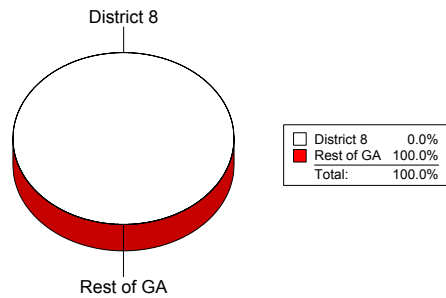
	Acres	Farm Gate Value
Bibb		\$0
Butts		\$0
Carroll		\$0
Coweta		\$0
Douglas		\$0
Fayette	1	\$5,063
Harris		\$0
Henry		\$0
Jasper		\$0
Jones		\$0
Lamar		\$0
Muscogee		\$0
Newton		\$0
Pike		\$0
Rockdale		\$0
Spalding		\$0
Troup		\$0
Upson		\$0
<b>Total</b>	<b>1</b>	<b>\$5,063</b>

**State Total:** \$39,226,040

**Congressional District as % of Georgia**



**Congressional District as % of Georgia**



## Cantaloupe

	Acres	Farm Gate Value
Bibb		\$0
Butts		\$0
Carroll		\$0
Coweta	3	\$8,100
Douglas		\$0
Fayette	2	\$500
Harris		\$0
Henry		\$0
Jasper		\$0
Jones		\$0
Lamar	5	\$11,000
Muscogee		\$0
Newton	2	\$20,000
Pike		\$0
Rockdale		\$0
Spalding		\$0
Troup		\$0
Upson		\$0
<b>Total</b>	<b>12</b>	<b>\$39,600</b>

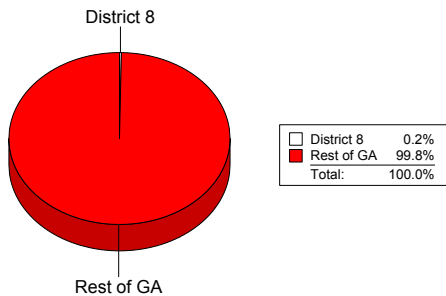
**State Total: \$25,085,474**

## Carrots

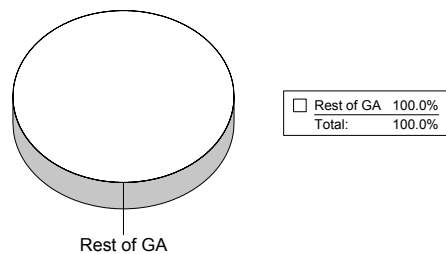
	Acres	Farm Gate Value
Bibb		\$0
Butts		\$0
Carroll		\$0
Coweta		\$0
Douglas		\$0
Fayette		\$0
Harris		\$0
Henry		\$0
Jasper		\$0
Jones		\$0
Lamar		\$0
Muscogee		\$0
Newton		\$0
Pike		\$0
Rockdale		\$0
Spalding		\$0
Troup		\$0
Upson		\$0
<b>Total</b>		<b>\$0</b>

**State Total: \$11,590,470**

**Congressional District as % of Georgia**



**Congressional District as % of Georgia**



## Collards

	Acres	Farm Gate Value
Bibb		\$0
Butts		\$0
Carroll		\$0
Coweta	4	\$3,465
Douglas		\$0
Fayette	8	\$15,015
Harris		\$0
Henry		\$0
Jasper	10	\$91,350
Jones		\$0
Lamar	27	\$45,675
Muscogee		\$0
Newton	28	\$73,500
Pike		\$0
Rockdale		\$0
Spalding		\$0
Troup		\$0
Upson		\$0
<b>Total</b>	<b>77</b>	<b>\$229,005</b>

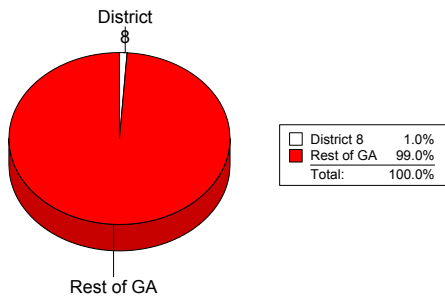
**State Total: \$22,561,442**

## Cucumbers

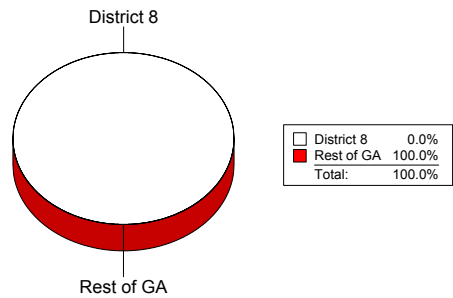
	Acres	Farm Gate Value
Bibb		\$0
Butts		\$0
Carroll		\$0
Coweta		\$0
Douglas		\$0
Fayette	1	\$6,600
Harris	2	\$7,480
Henry		\$0
Jasper		\$0
Jones		\$0
Lamar		\$0
Muscogee		\$0
Newton		\$0
Pike		\$0
Rockdale		\$0
Spalding		\$0
Troup		\$0
Upson		\$0
<b>Total</b>	<b>3</b>	<b>\$14,080</b>

**State Total: \$48,314,695**

**Congressional District as % of Georgia**



**Congressional District as % of Georgia**



### Eggplant

	Acres	Farm Gate Value
Bibb		\$0
Butts		\$0
Carroll		\$0
Coweta		\$0
Douglas		\$0
Fayette		\$0
Harris		\$0
Henry		\$0
Jasper	4	\$15,000
Jones		\$0
Lamar		\$0
Muscogee		\$0
Newton		\$0
Pike		\$0
Rockdale		\$0
Spalding		\$0
Troup		\$0
Upson		\$0
<b>Total</b>	<b>4</b>	<b>\$15,000</b>

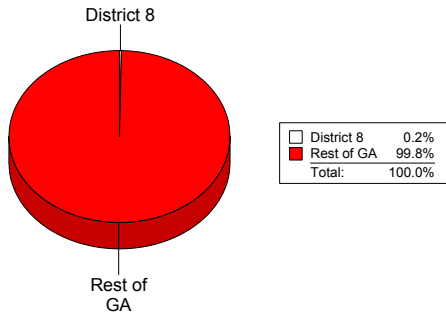
**State Total: \$9,930,587**

### English Peas

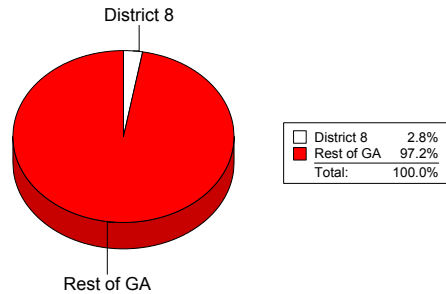
	Acres	Farm Gate Value
Bibb		\$0
Butts		\$0
Carroll		\$0
Coweta		\$0
Douglas		\$0
Fayette		\$0
Harris	5	\$7,500
Henry		\$0
Jasper		\$0
Jones		\$0
Lamar		\$0
Muscogee		\$0
Newton		\$0
Pike		\$0
Rockdale		\$0
Spalding		\$0
Troup		\$0
Upson		\$0
<b>Total</b>	<b>5</b>	<b>\$7,500</b>

**State Total: \$270,510**

**Congressional District as % of Georgia**



**Congressional District as % of Georgia**





### Green House

	Acres	Farm Gate Value
Bibb		\$0
Butts		\$0
Carroll		\$0
Coweta		\$0
Douglas		\$0
Fayette		\$0
Harris		\$0
Henry		\$0
Jasper		\$0
Jones		\$0
Lamar		\$0
Muscogee		\$0
Newton		\$0
Pike		\$0
Rockdale		\$0
Spalding		\$0
Troup		\$0
Upson		\$0
<b>Total</b>		

**State Total:**

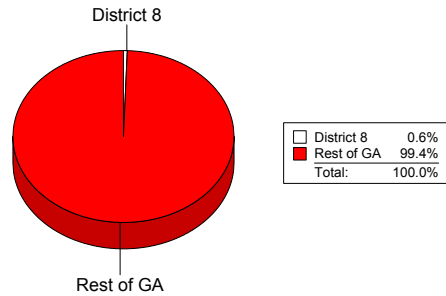
### Green Onions

	Acres	Farm Gate Value
Bibb		\$0
Butts		\$0
Carroll		\$0
Coweta		\$0
Douglas		\$0
Fayette		\$0
Harris		\$0
Henry		\$0
Jasper		\$0
Jones		\$0
Lamar		\$0
Muscogee		\$0
Newton	2	\$12,000
Pike		\$0
Rockdale		\$0
Spalding		\$0
Troup		\$0
Upson		\$0
<b>Total</b>	<b>2</b>	<b>\$12,000</b>

**State Total:**

**\$2,015,000**

### Congressional District as % of Georgia



## Hot Peppers

	Acres	Farm Gate Value
Bibb		\$0
Butts		\$0
Carroll		\$0
Coweta		\$0
Douglas		\$0
Fayette		\$0
Harris		\$0
Henry		\$0
Jasper		\$0
Jones		\$0
Lamar		\$0
Muscogee		\$0
Newton		\$0
Pike		\$0
Rockdale		\$0
Spalding		\$0
Troup		\$0
Upson		\$0
Total		

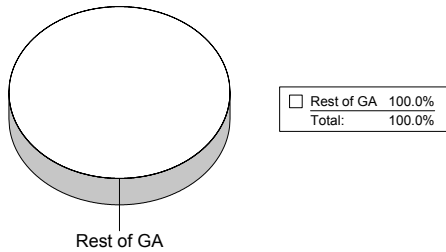
**State Total:** \$9,288,790

## Irish Potatoes

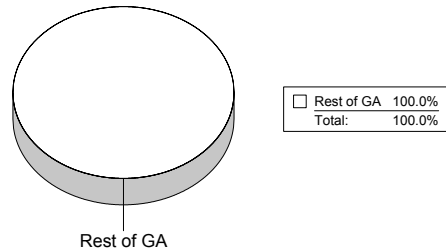
	Acres	Farm Gate Value
Bibb		\$0
Butts		\$0
Carroll		\$0
Coweta		\$0
Douglas		\$0
Fayette		\$0
Harris		\$0
Henry		\$0
Jasper		\$0
Jones		\$0
Lamar		\$0
Muscogee		\$0
Newton		\$0
Pike		\$0
Rockdale		\$0
Spalding		\$0
Troup		\$0
Upson		\$0
Total		

**State Total:** \$1,461,598

**Congressional District as % of Georgia**



**Congressional District as % of Georgia**



## Kale

	Acres	Farm Gate Value
Bibb		\$0
Butts		\$0
Carroll		\$0
Coweta		\$0
Douglas		\$0
Fayette		\$0
Harris		\$0
Henry		\$0
Jasper		\$0
Jones		\$0
Lamar		\$0
Muscogee		\$0
Newton		\$0
Pike		\$0
Rockdale		\$0
Spalding		\$0
Troup		\$0
Upson		\$0
Total		

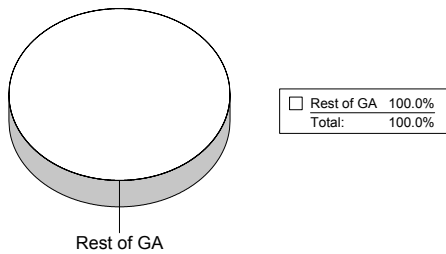
**State Total:** \$2,148,249

## Lettuce

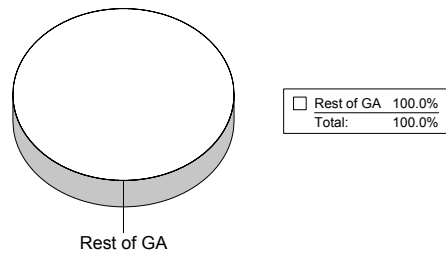
	Acres	Farm Gate Value
Bibb		\$0
Butts		\$0
Carroll		\$0
Coweta		\$0
Douglas		\$0
Fayette		\$0
Harris		\$0
Henry		\$0
Jasper		\$0
Jones		\$0
Lamar		\$0
Muscogee		\$0
Newton		\$0
Pike		\$0
Rockdale		\$0
Spalding		\$0
Troup		\$0
Upson		\$0
Total		

**State Total:** \$435,000

**Congressional District as % of Georgia**



**Congressional District as % of Georgia**



## Lima Beans

	Acres	Farm Gate Value
Bibb	8	\$6,000
Butts		\$0
Carroll		\$0
Coweta	3	\$2,250
Douglas		\$0
Fayette		\$0
Harris		\$0
Henry		\$0
Jasper		\$0
Jones		\$0
Lamar	5	\$6,000
Muscogee		\$0
Newton		\$0
Pike		\$0
Rockdale		\$0
Spalding		\$0
Troup		\$0
Upson		\$0
<b>Total</b>	<b>16</b>	<b>\$14,250</b>

**State Total:**

**\$6,443,803**

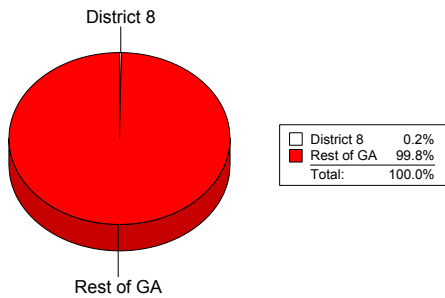
## Mustard

	Acres	Farm Gate Value
Bibb		\$0
Butts		\$0
Carroll		\$0
Coweta		\$0
Douglas		\$0
Fayette		\$0
Harris		\$0
Henry		\$0
Jasper	10	\$15,750
Jones		\$0
Lamar		\$0
Muscogee		\$0
Newton		\$0
Pike		\$0
Rockdale		\$0
Spalding		\$0
Troup		\$0
Upson		\$0
<b>Total</b>	<b>10</b>	<b>\$15,750</b>

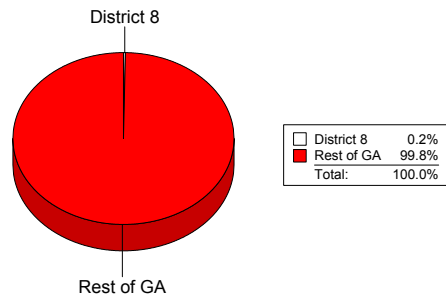
**State Total:**

**\$7,177,992**

**Congressional District as % of Georgia**



**Congressional District as % of Georgia**



## Okra

	Acres	Farm Gate Value
Bibb		\$0
Butts		\$0
Carroll		\$0
Coweta	5	\$3,325
Douglas		\$0
Fayette		\$0
Harris		\$0
Henry		\$0
Jasper	20	\$31,500
Jones		\$0
Lamar	10	\$8,978
Muscogee		\$0
Newton		\$0
Pike		\$0
Rockdale		\$0
Spalding		\$0
Troup		\$0
Upson		\$0
<b>Total</b>	<b>35</b>	<b>\$43,803</b>

**State Total:**

**\$891,816**

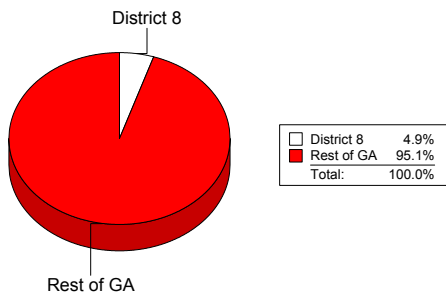
## Onions

	Acres	Farm Gate Value
Bibb		\$0
Butts		\$0
Carroll		\$0
Coweta		\$0
Douglas		\$0
Fayette		\$0
Harris	2	\$5,220
Henry		\$0
Jasper		\$0
Jones		\$0
Lamar		\$0
Muscogee		\$0
Newton		\$0
Pike		\$0
Rockdale		\$0
Spalding		\$0
Troup		\$0
Upson		\$0
<b>Total</b>	<b>2</b>	<b>\$5,220</b>

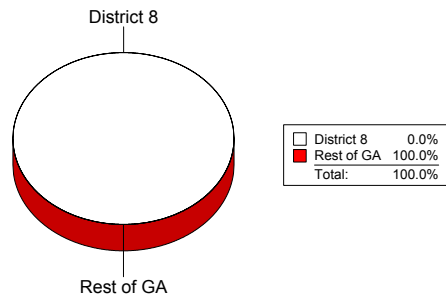
**State Total:**

**\$70,459,800**

**Congressional District as % of Georgia**



**Congressional District as % of Georgia**



## Other

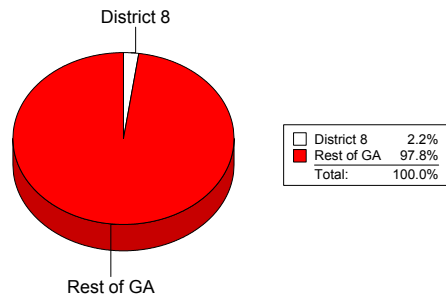
	Farm Gate Value
Bibb	
Butts	
Carroll	\$50,000
Coweta	
Douglas	\$46,000
Fayette	
Harris	
Henry	
Jasper	
Jones	
Lamar	
Muscogee	
Newton	
Pike	
Rockdale	
Spalding	\$12,000
Troup	
Upson	
<b>Total</b>	<b>\$108,000</b>

## Pole Beans

	Acres	Farm Gate Value
Bibb		\$0
Butts		\$0
Carroll		\$0
Coweta		\$0
Douglas		\$0
Fayette		\$0
Harris		\$0
Henry		\$0
Jasper	10	\$32,250
Jones		\$0
Lamar	10	\$24,000
Muscogee		\$0
Newton		\$0
Pike		\$0
Rockdale		\$0
Spalding		\$0
Troup		\$0
Upson		\$0
<b>Total</b>	<b>20</b>	<b>\$56,250</b>

**State Total: \$2,601,245**

**Congressional District as % of Georgia**



## Pumpkin

	Acres	Farm Gate Value
Bibb		\$0
Butts		\$0
Carroll		\$0
Coweta	2	\$6,000
Douglas		\$0
Fayette		\$0
Harris	1	\$2,500
Henry		\$0
Jasper		\$0
Jones		\$0
Lamar	7	\$18,200
Muscogee		\$0
Newton		\$0
Pike		\$0
Rockdale		\$0
Spalding		\$0
Troup		\$0
Upson		\$0
<b>Total</b>	<b>10</b>	<b>\$26,700</b>

**State Total:**

**\$1,930,630**

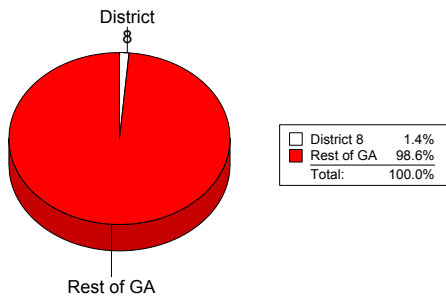
## Snap Beans

	Acres	Farm Gate Value
Bibb		\$0
Butts		\$0
Carroll		\$0
Coweta	5	\$2,100
Douglas		\$0
Fayette		\$0
Harris		\$0
Henry		\$0
Jasper	10	\$6,300
Jones		\$0
Lamar	17	\$28,244
Muscogee		\$0
Newton		\$0
Pike		\$0
Rockdale		\$0
Spalding		\$0
Troup		\$0
Upson		\$0
<b>Total</b>	<b>32</b>	<b>\$36,644</b>

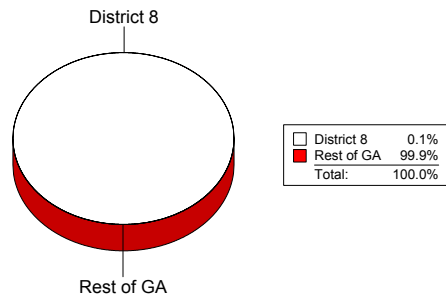
**State Total:**

**\$39,057,905**

**Congressional District as % of Georgia**



**Congressional District as % of Georgia**



## Southern Peas

	Acres	Farm Gate Value
Bibb		\$0
Butts		\$0
Carroll		\$0
Coweta	6	\$5,520
Douglas		\$0
Fayette		\$0
Harris		\$0
Henry		\$0
Jasper	20	\$25,300
Jones		\$0
Lamar	45	\$49,163
Muscogee		\$0
Newton		\$0
Pike		\$0
Rockdale		\$0
Spalding		\$0
Troup		\$0
Upson		\$0
<b>Total</b>	<b>71</b>	<b>\$79,983</b>

**State Total:**

**\$7,136,875**

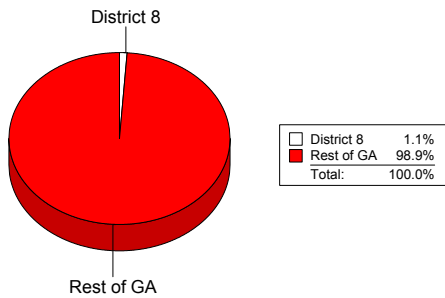
## Spinach

	Acres	Farm Gate Value
Bibb		\$0
Butts		\$0
Carroll		\$0
Coweta		\$0
Douglas		\$0
Fayette		\$0
Harris		\$0
Henry		\$0
Jasper		\$0
Jones		\$0
Lamar		\$0
Muscogee		\$0
Newton		\$0
Pike		\$0
Rockdale		\$0
Spalding		\$0
Troup		\$0
Upson		\$0
<b>Total</b>		<b>\$0</b>

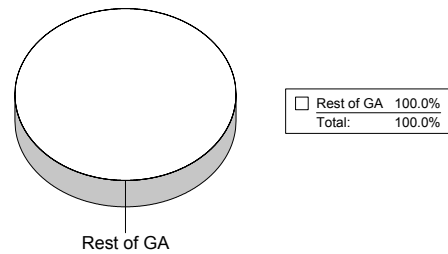
**State Total:**

**\$330,000**

**Congressional District as % of Georgia**



**Congressional District as % of Georgia**





### Sweet Corn

	Acres	Farm Gate Value
Bibb	7	\$5,746
Butts		\$0
Carroll	25	\$22,100
Coweta	20	\$18,200
Douglas		\$0
Fayette		\$0
Harris	35	\$64,190
Henry		\$0
Jasper	200	\$367,500
Jones		\$0
Lamar	80	\$132,525
Muscogee		\$0
Newton	57	\$63,600
Pike		\$0
Rockdale	100	\$72,100
Spalding		\$0
Troup		\$0
Upson		\$0
<b>Total</b>	<b>524</b>	<b>\$745,961</b>

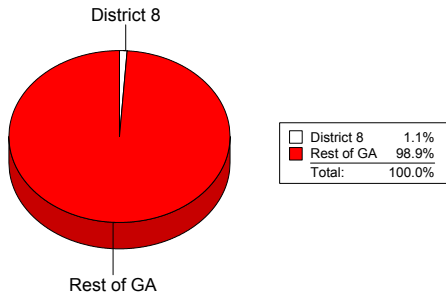
**State Total: \$67,515,919**

### Sweet Potatoes

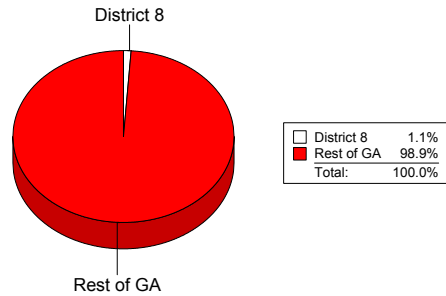
	Acres	Farm Gate Value
Bibb		\$0
Butts		\$0
Carroll	10	\$23,925
Coweta		\$0
Douglas		\$0
Fayette		\$0
Harris		\$0
Henry		\$0
Jasper		\$0
Jones		\$0
Lamar		\$0
Muscogee		\$0
Newton		\$0
Pike		\$0
Rockdale		\$0
Spalding		\$0
Troup		\$0
Upson		\$0
<b>Total</b>	<b>10</b>	<b>\$23,925</b>

**State Total: \$2,208,743**

**Congressional District as % of Georgia**



**Congressional District as % of Georgia**



## Tomato

	Acres	Farm Gate Value
Bibb		\$0
Butts		\$0
Carroll		\$0
Coweta	10	\$43,175
Douglas		\$0
Fayette	10	\$125,600
Harris		\$0
Henry		\$0
Jasper	75	\$451,375
Jones		\$0
Lamar	18	\$105,126
Muscogee		\$0
Newton	8	\$23,760
Pike		\$0
Rockdale		\$0
Spalding		\$0
Troup	5	\$1,570
Upson		\$0
<b>Total</b>	<b>126</b>	<b>\$750,606</b>

**State Total:**

**\$54,509,572**

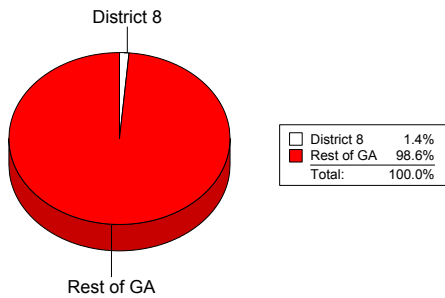
## Turnip Greens

	Acres	Farm Gate Value
Bibb		\$0
Butts		\$0
Carroll		\$0
Coweta	3	\$1,181
Douglas		\$0
Fayette		\$0
Harris		\$0
Henry		\$0
Jasper	10	\$10,894
Jones		\$0
Lamar	60	\$96,600
Muscogee		\$0
Newton		\$0
Pike		\$0
Rockdale		\$0
Spalding		\$0
Troup		\$0
Upson		\$0
<b>Total</b>	<b>73</b>	<b>\$108,675</b>

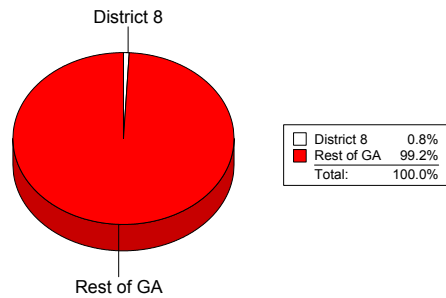
**State Total:**

**\$13,194,697**

**Congressional District as % of Georgia**



**Congressional District as % of Georgia**



## Turnip Roots

	Acres	Farm Gate Value
Bibb		\$0
Butts		\$0
Carroll		\$0
Coweta		\$0
Douglas		\$0
Fayette		\$0
Harris		\$0
Henry		\$0
Jasper		\$0
Jones		\$0
Lamar		\$0
Muscogee		\$0
Newton		\$0
Pike		\$0
Rockdale		\$0
Spalding		\$0
Troup		\$0
Upson		\$0
<b>Total</b>		

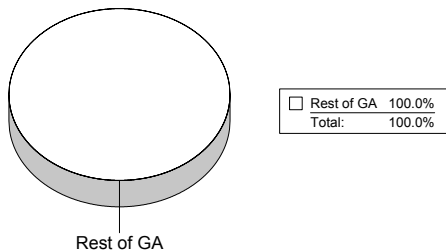
**State Total: \$308,280**

## Watermelon

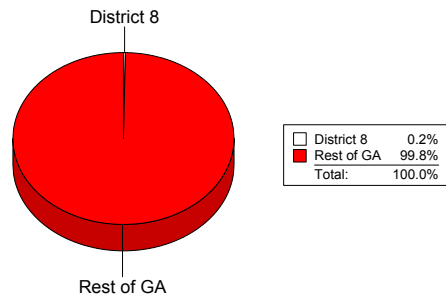
	Acres	Farm Gate Value
Bibb		\$0
Butts		\$0
Carroll	10	\$9,688
Coweta	20	\$35,650
Douglas		\$0
Fayette	20	\$35,650
Harris		\$0
Henry		\$0
Jasper		\$0
Jones		\$0
Lamar	40	\$92,225
Muscogee		\$0
Newton		\$0
Pike		\$0
Rockdale		\$0
Spalding		\$0
Troup		\$0
Upson		\$0
<b>Total</b>	<b>90</b>	<b>\$173,213</b>

**State Total: \$94,778,608**

**Congressional District as % of Georgia**



**Congressional District as % of Georgia**



## Winter Squash

	Acres	Farm Gate Value
Bibb		\$0
Butts		\$0
Carroll		\$0
Coweta		\$0
Douglas		\$0
Fayette		\$0
Harris		\$0
Henry		\$0
Jasper		\$0
Jones		\$0
Lamar		\$0
Muscogee		\$0
Newton		\$0
Pike		\$0
Rockdale		\$0
Spalding		\$0
Troup		\$0
Upson		\$0
<b>Total</b>		

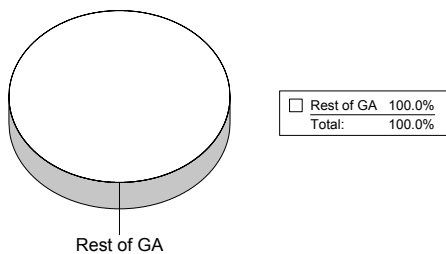
**State Total: \$957,047**

## Yellow Squash

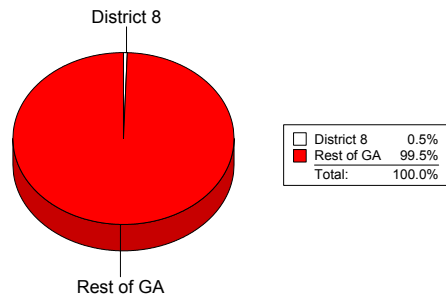
	Acres	Farm Gate Value
Bibb	1	\$809
Butts		\$0
Carroll		\$0
Coweta		\$0
Douglas		\$0
Fayette	4	\$30,600
Harris		\$0
Henry		\$0
Jasper	10	\$31,875
Jones		\$0
Lamar	25	\$76,500
Muscogee		\$0
Newton	23	\$46,563
Pike		\$0
Rockdale		\$0
Spalding		\$0
Troup		\$0
Upson		\$0
<b>Total</b>	<b>63</b>	<b>\$186,347</b>

**State Total: \$35,632,938**

**Congressional District as % of Georgia**



**Congressional District as % of Georgia**

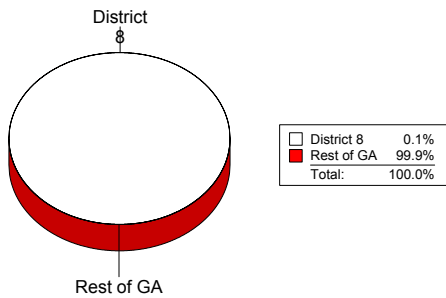


# Zucchini

	Acres	Farm Gate Value
Bibb		\$0
Butts		\$0
Carroll		\$0
Coweta		\$0
Douglas		\$0
Fayette		\$0
Harris		\$0
Henry		\$0
Jasper	10	\$20,520
Jones		\$0
Lamar		\$0
Muscogee		\$0
Newton		\$0
Pike		\$0
Rockdale		\$0
Spalding		\$0
Troup		\$0
Upson		\$0
<b>Total</b>	<b>10</b>	<b>\$20,520</b>

**State Total: \$20,075,136**

## Congressional District as % of Georgia



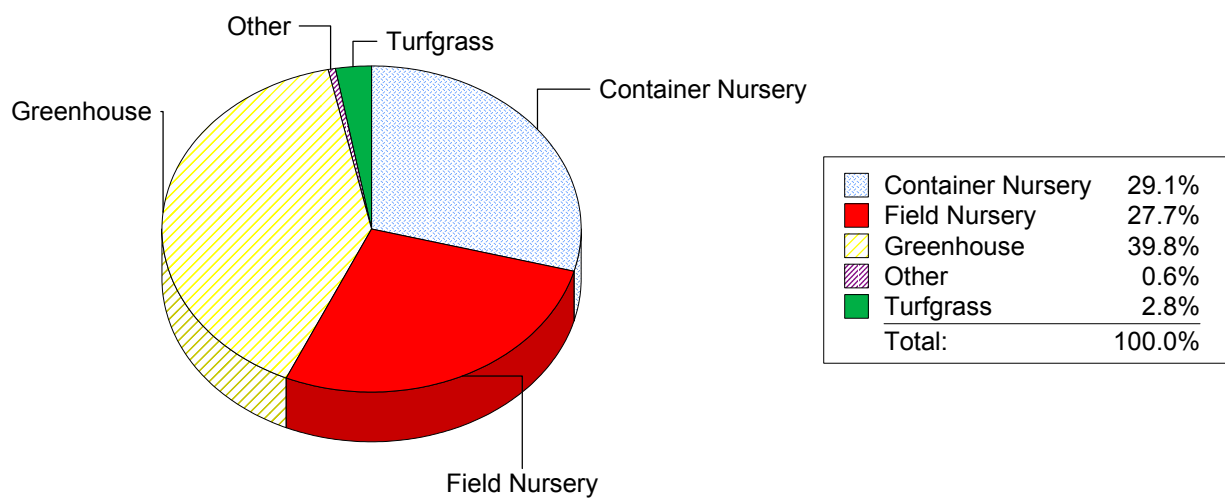
# Ornamental Horticulture Farm Gate Value

## Congressional District 8

\$ 59,697,078

### 2002 Ornamental Horticulture Farm Gate Value

#### Congressional District 8



### Container Nursery

County	Acres	Price	Farm Gate Value
Bibb	3	\$42,200	\$126,600
Butts			\$0
Carroll	15	\$42,200	\$633,000
Coweta	6	\$42,200	\$253,200
Douglas	60	\$42,200	\$2,532,000
Fayette	50	\$42,200	\$2,110,000
Harris	75	\$42,200	\$3,165,000
Henry			\$0
Jasper	100	\$42,200	\$4,220,000
Jones	5	\$42,200	\$211,000
Lamar	25	\$42,200	\$1,055,000
Muscogee			\$0
Newton	5	\$42,200	\$211,000
Pike	15	\$42,200	\$633,000
Rockdale	52	\$42,200	\$2,194,400
Spalding			\$0
Troup			\$0
Upson			\$0
<b>Total</b>	<b>411</b>		<b>\$17,344,200</b>

**State Total:**

**\$169,155,750**

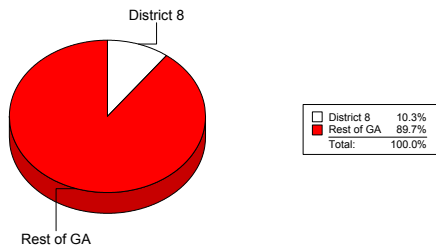
### Field Nursery

County	Acres	Price	Farm Gate Value
Bibb			\$0
Butts			\$0
Carroll	3	\$12,720	\$38,160
Coweta	12	\$12,720	\$152,640
Douglas			\$0
Fayette			\$0
Harris	20	\$12,720	\$254,400
Henry	3	\$12,720	\$38,160
Jasper	600	\$12,720	\$7,632,000
Jones			\$0
Lamar	350	\$12,720	\$4,452,000
Muscogee			\$0
Newton	6	\$12,720	\$76,320
Pike	252	\$12,720	\$3,205,440
Rockdale	35	\$12,720	\$445,200
Spalding	3	\$12,720	\$31,800
Troup	10	\$12,720	\$127,200
Upson	5	\$12,720	\$63,600
<b>Total</b>	<b>1,299</b>		<b>\$16,516,920</b>

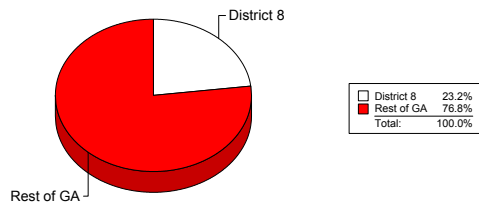
**State Total:**

**\$71,216,736**

**Congressional District as % of Georgia**



**Congressional District as % of Georgia**



## Greenhouse

County	Sq Ft	Price	Farm Gate Value
Bibb	45,000	\$12.00	\$540,000
Butts	137,256	\$12.00	\$1,647,072
Carroll	60,000	\$12.00	\$720,000
Coweta	200,000	\$12.00	\$2,400,000
Douglas	250,000	\$12.00	\$3,000,000
Fayette	500,000	\$12.00	\$6,000,000
Harris	40,000	\$12.00	\$480,000
Henry	182,000	\$12.00	\$2,184,000
Jasper	60,000	\$12.00	\$720,000
Jones	4,800	\$12.00	\$57,600
Lamar	25,000	\$12.00	\$300,000
Muscogee			\$0
Newton	80,000	\$12.00	\$960,000
Pike	103,050	\$12.00	\$1,236,600
Rockdale	145,000	\$12.00	\$1,740,000
Spalding	25,000	\$6.00	\$150,000
Troup	62,000	\$12.00	\$744,000
Upson	75,000	\$12.00	\$900,000
<b>Total</b>	<b>1,994,106</b>		<b>\$23,779,272</b>

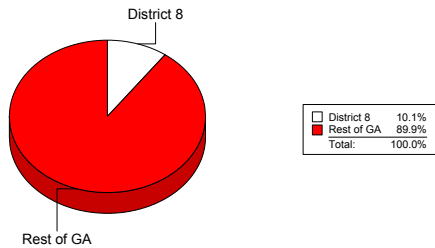
## Other

County	Acres	Price	Farm Gate Value
Bibb			
Butts			
Carroll			
Coweta			
Douglas			
Fayette			
Harris			
Henry			
Jasper			
Jones			
Lamar			
Muscogee			
Newton			
Pike			\$17,000
Rockdale			\$350,000
Spalding			
Troup			
Upson			
<b>Total</b>	<b>30</b>		<b>\$367,000</b>

**State Total:**

**\$236,478,664**

**Congressional District as % of Georgia**



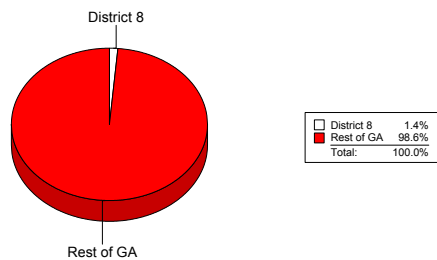


## Turfgrass

County	Acres	Harvest Rate	Price	Farm Gate Value
<b>Bibb</b>				\$0
<b>Butts</b>	100	0.67	\$4,260	\$285,420
<b>Carroll</b>	370	0.67	\$4,260	\$1,056,054
<b>Coweta</b>				\$0
<b>Douglas</b>				\$0
<b>Fayette</b>				\$0
<b>Harris</b>	100	0.67	\$4,260	\$285,420
<b>Henry</b>				\$0
<b>Jasper</b>				\$0
<b>Jones</b>				\$0
<b>Lamar</b>				\$0
<b>Muscogee</b>				\$0
<b>Newton</b>	10	0.67	\$4,260	\$28,542
<b>Pike</b>	12	0.67	\$4,260	\$34,250
<b>Rockdale</b>				\$0
<b>Spalding</b>				\$0
<b>Troup</b>				\$0
<b>Upson</b>				\$0
<b>Total</b>	<b>592</b>			<b>\$1,689,686</b>

**State Total: \$122,182,594**

**Congressional District as % of Georgia**



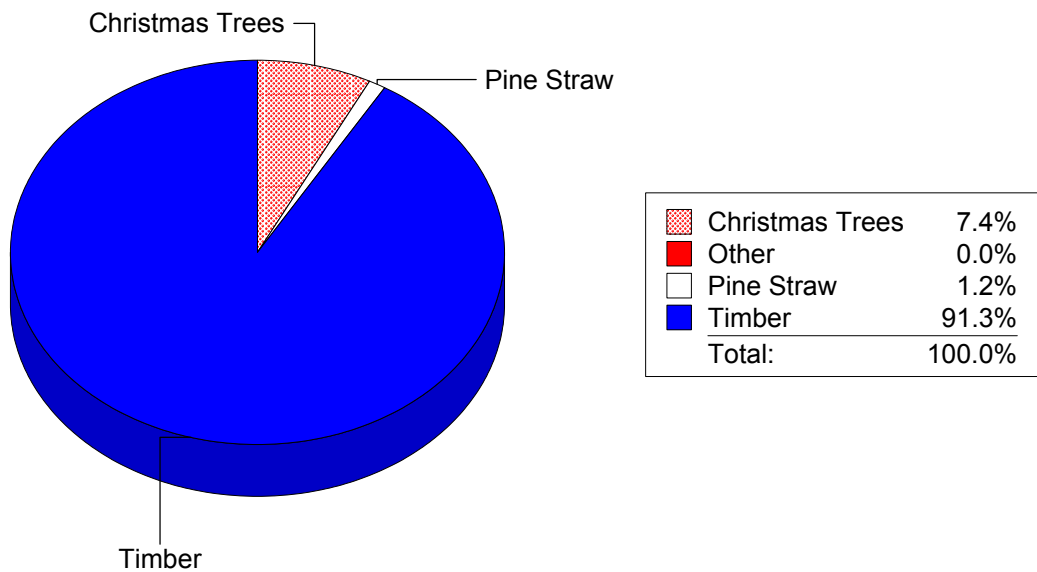
# Forest Products Farm Gate Value

## Congressional District 8

\$ 39,363,262

### 2002 Forestry Products Farm Gate Value

Congressional District 8



### Christmas Trees

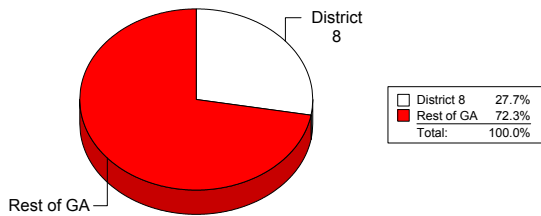
County	Acres	Harvest Rate	Price	Farm Gate Value
<b>Bibb</b>				\$0
<b>Butts</b>	20	0.25	\$15,000	\$75,000
<b>Carroll</b>	20	0.25	\$15,000	\$75,000
<b>Coweta</b>	3	0.25	\$15,000	\$11,250
<b>Douglas</b>	5	0.25	\$15,000	\$18,750
<b>Fayette</b>	150	0.25	\$15,000	\$562,500
<b>Harris</b>	180	0.25	\$15,000	\$675,000
<b>Henry</b>	72	0.25	\$15,000	\$270,000
<b>Jasper</b>	100	0.25	\$15,000	\$375,000
<b>Jones</b>				\$0
<b>Lamar</b>	40	0.25	\$15,000	\$150,000
<b>Muscogee</b>				\$0
<b>Newton</b>	60	0.25	\$15,000	\$225,000
<b>Pike</b>	9	0.25	\$15,000	\$33,750
<b>Rockdale</b>	10	0.25	\$15,000	\$37,500
<b>Spalding</b>	80	0.25	\$15,000	\$300,000
<b>Troup</b>	10	0.25	\$15,000	\$37,500
<b>Upson</b>	20	0.25	\$15,000	\$75,000
<b>Total</b>	<b>779</b>			<b>\$2,921,250</b>

### Other

County	Farm Gate Value
<b>Bibb</b>	
<b>Butts</b>	
<b>Carroll</b>	
<b>Coweta</b>	
<b>Douglas</b>	
<b>Fayette</b>	
<b>Harris</b>	
<b>Henry</b>	
<b>Jasper</b>	
<b>Jones</b>	
<b>Lamar</b>	
<b>Muscogee</b>	
<b>Newton</b>	
<b>Pike</b>	
<b>Rockdale</b>	
<b>Spalding</b>	
<b>Troup</b>	
<b>Upson</b>	
<b>Total</b>	

**State Total: \$10,537,125**

**Congressional District as % of Georgia**



## Pine Straw

County	Acres	Price	Farm Gate Value
Bibb			\$0
Butts			\$0
Carroll	200	\$45	\$9,000
Coweta			\$0
Douglas			\$0
Fayette			\$0
Harris	350	\$45	\$15,750
Henry			\$0
Jasper	100	\$45	\$4,500
Jones			\$0
Lamar	6,000	\$45	\$270,000
Muscogee			\$0
Newton	300	\$35	\$10,500
Pike			\$0
Rockdale			\$0
Spalding			\$0
Troup			\$0
Upson	4,000	\$45	\$180,000
<b>Total</b>	<b>10,950</b>		<b>\$489,750</b>

**State Total:**

**\$22,370,165**

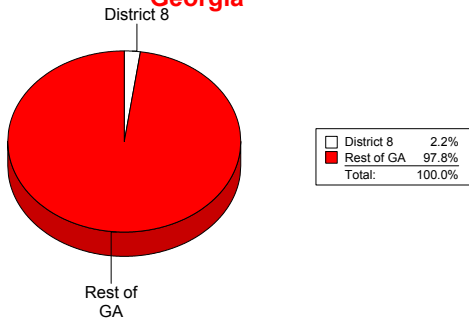
## Timber

County	Farm Gate Value
Bibb	\$190,939
Butts	\$1,953,018
Carroll	\$0
Coweta	\$2,377,852
Douglas	\$160,000
Fayette	\$155,250
Harris	\$2,980,590
Henry	\$821,818
Jasper	\$4,698,690
Jones	\$6,114,328
Lamar	\$987,289
Muscogee	\$0
Newton	\$2,721,774
Pike	\$1,244,845
Rockdale	\$420,000
Spalding	\$858,704
Troup	\$6,456,000
Upson	\$3,811,165
<b>Total</b>	<b>\$35,952,262</b>

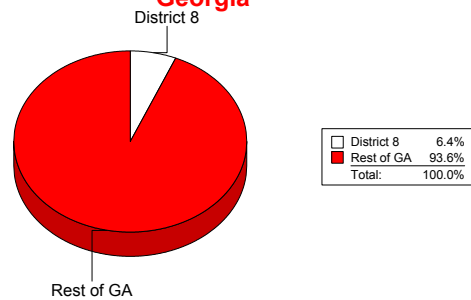
**State Total:**

**\$561,667,326**

**Congressional District as % of Georgia**



**Congressional District as % of Georgia**



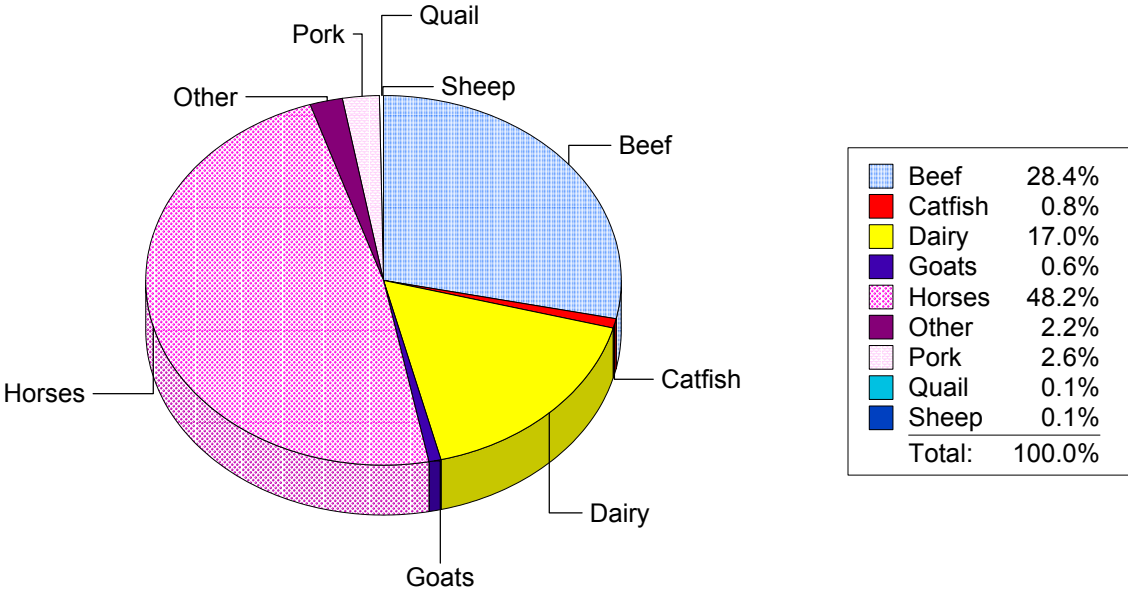
# Livestock and Aquaculture Farm Gate Value

## Congressional District 8

\$ 103,588,892

### 2002 Livestock and Aquaculture Farm Gate Value

#### Congressional District 8



**Beef Cattle Finished Outside Co**

County	Head	Prod/Head	Price	Farm Gate Value
Bibb				\$0
Butts				\$0
Carroll	1,500	500	\$0.67	\$502,500
Coweta	40	500	\$0.67	\$13,400
Douglas				\$0
Fayette				\$0
Harris	380	650	\$0.67	\$165,490
Henry				\$0
Jasper	500	500	\$0.67	\$167,500
Jones	20	500	\$0.67	\$6,700
Lamar	600	500	\$0.67	\$201,000
Muscogee				\$0
Newton				\$0
Pike	25	500	\$0.67	\$8,375
Rockdale				\$0
Spalding				\$0
Troup				\$0
Upson	900	500	\$0.67	\$301,500
<b>Total</b>	<b>3,965</b>			<b>\$1,366,465</b>

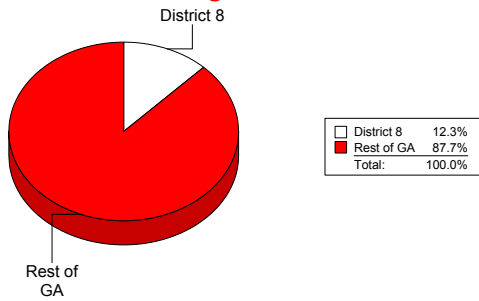
**State Total: \$11,082,470**

**Beef Cows**

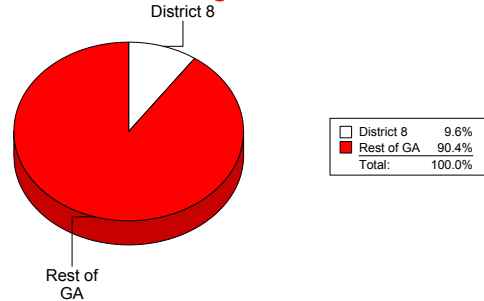
County	Head	Prod/Head	Price	Farm Gate Value
Bibb	900	373.5	\$0.81	\$272,282
Butts	2,200	373.5	\$0.81	\$665,577
Carroll	22,000	373.5	\$0.81	\$6,655,770
Coweta	3,200	373.5	\$0.81	\$968,112
Douglas	1,200	373.5	\$0.81	\$363,042
Fayette	2,225	373.5	\$0.81	\$673,140
Harris	3,500	373.5	\$0.81	\$1,058,873
Henry	7,000	373.5	\$0.81	\$2,117,745
Jasper	7,000	373.5	\$0.81	\$2,117,745
Jones	6,000	373.5	\$0.81	\$1,815,210
Lamar	4,200	373.5	\$0.81	\$1,270,647
Muscogee	240	373.5	\$0.81	\$72,608
Newton				\$0
Pike	4,946	373.5	\$0.81	\$1,496,338
Rockdale	1,000	373.5	\$0.81	\$302,535
Spalding	3,000	373.5	\$0.81	\$907,605
Troup	5,800	373.5	\$0.81	\$1,754,703
Upson	3,000	373.5	\$0.81	\$907,605
<b>Total</b>	<b>77,411</b>			<b>\$23,419,537</b>

**State Total: \$242,784,095**

**Congressional District as % of Georgia**



**Congressional District as % of Georgia**



### Beef Stockers

County	Head	Prod/ Head	Price	Farm Gate Value
<b>Bibb</b>				\$0
<b>Butts</b>	500	300	\$0.70	\$105,000
<b>Carroll</b>	5,000	300	\$0.70	\$1,050,000
<b>Coweta</b>	1,000	300	\$0.70	\$210,000
<b>Douglas</b>				\$0
<b>Fayette</b>	2,225	300	\$0.70	\$467,250
<b>Harris</b>	330	550	\$0.65	\$117,975
<b>Henry</b>	650	300	\$0.70	\$136,500
<b>Jasper</b>	6,000	300	\$0.70	\$1,260,000
<b>Jones</b>	175	300	\$0.70	\$36,750
<b>Lamar</b>	2,400	300	\$0.70	\$504,000
<b>Muscogee</b>				\$0
<b>Newton</b>				\$0
<b>Pike</b>	200	300	\$0.70	\$42,000
<b>Rockdale</b>				\$0
<b>Spalding</b>				\$0
<b>Troup</b>	600	300	\$0.70	\$126,000
<b>Upson</b>	2,900	300	\$0.70	\$609,000
<b>Total</b>	<b>21,980</b>			<b>\$4,664,475</b>

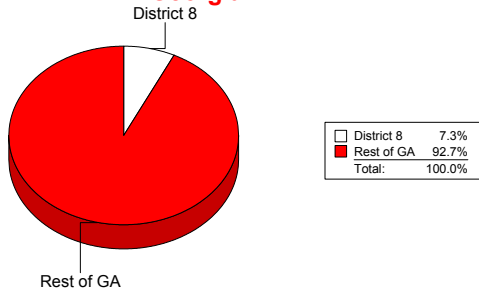
**State Total: \$63,644,445**

### Catfish

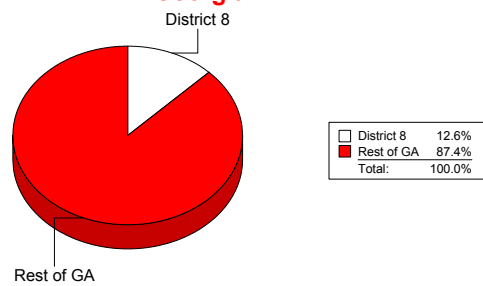
County	Head	Prod/ Head	Price	Farm Gate Value
<b>Bibb</b>				\$0
<b>Butts</b>				\$0
<b>Carroll</b>	5	2,150	\$1.15	\$12,363
<b>Coweta</b>	10	2,150	\$1.15	\$24,725
<b>Douglas</b>				\$0
<b>Fayette</b>	45	1,400	\$1.15	\$72,450
<b>Harris</b>	10	3,300	\$1.15	\$37,950
<b>Henry</b>				\$0
<b>Jasper</b>	50	2,150	\$1.15	\$123,625
<b>Jones</b>	3	1,500	\$1.15	\$5,175
<b>Lamar</b>	15	2,200	\$1.15	\$37,950
<b>Muscogee</b>				\$0
<b>Newton</b>				\$0
<b>Pike</b>	31	1,000	\$1.15	\$35,650
<b>Rockdale</b>				\$0
<b>Spalding</b>				\$0
<b>Troup</b>	12	1,500	\$1.15	\$20,700
<b>Upson</b>	200	2,000	\$1.15	\$460,000
<b>Total</b>	<b>381</b>			<b>\$830,588</b>

**State Total: \$6,586,589**

**Congressional District as % of Georgia**



**Congressional District as % of Georgia**



### Dairy

County	Head	Prod/ Head	Farm Gate	
			Price	Value
<b>Bibb</b>	300	17,000	\$0.15	\$752,250
<b>Butts</b>	80	16,000	\$0.15	\$188,800
<b>Carroll</b>	150	17,294	\$0.15	\$382,630
<b>Coweta</b>	400	17,000	\$0.15	\$1,003,000
<b>Douglas</b>				\$0
<b>Fayette</b>				\$0
<b>Harris</b>				\$0
<b>Henry</b>	90	16,000	\$0.15	\$212,400
<b>Jasper</b>	2,000	17,000	\$0.15	\$5,015,000
<b>Jones</b>	1,030	19,300	\$0.15	\$3,041,487
<b>Lamar</b>	900	17,000	\$0.15	\$2,256,750
<b>Muscogee</b>				\$0
<b>Newton</b>	70	16,000	\$0.15	\$165,200
<b>Pike</b>	300	19,825	\$0.15	\$877,256
<b>Rockdale</b>				\$0
<b>Spalding</b>	300	17,294	\$0.15	\$793,795
<b>Troup</b>	500	14,500	\$0.15	\$1,069,375
<b>Upson</b>	700	17,294	\$0.15	\$1,852,187
<b>Total</b>	<b>6,820</b>			<b>\$17,610,130</b>

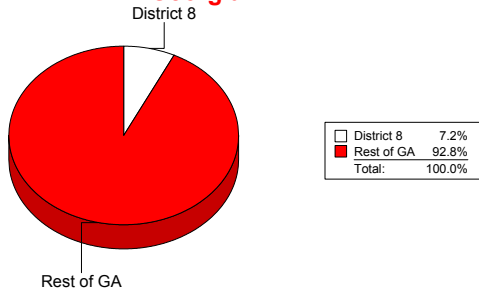
### Goats

County	Head	Prod/ Head	Farm Gate	
			Price	Value
<b>Bibb</b>				\$0
<b>Butts</b>	75	1.25	\$50.00	\$4,688
<b>Carroll</b>	5,200	1.25	\$50.00	\$325,000
<b>Coweta</b>	150	1.25	\$50.00	\$9,375
<b>Douglas</b>				\$0
<b>Fayette</b>	150	1.25	\$50.00	\$9,375
<b>Harris</b>	450	1.50	\$50.00	\$33,750
<b>Henry</b>	275	1.25	\$50.00	\$17,188
<b>Jasper</b>	500	1.25	\$50.00	\$31,250
<b>Jones</b>	125	1.25	\$50.00	\$7,813
<b>Lamar</b>	700	1.25	\$50.00	\$43,750
<b>Muscogee</b>				\$0
<b>Newton</b>	925	1.25	\$50.00	\$57,813
<b>Pike</b>	500	1.25	\$50.00	\$31,250
<b>Rockdale</b>	200	1.25	\$50.00	\$12,500
<b>Spalding</b>	100	1.25	\$50.00	\$6,250
<b>Troup</b>	250	1.25	\$50.00	\$15,625
<b>Upson</b>	800	1.50	\$50.00	\$60,000
<b>Total</b>	<b>10,400</b>			<b>\$665,625</b>

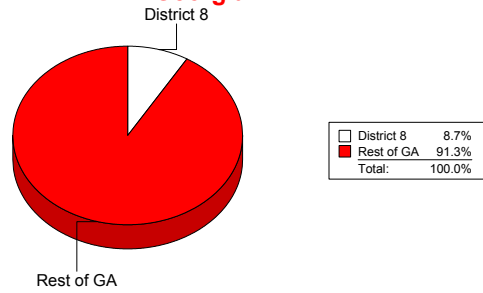
**State Total: \$245,914,009**

**State Total: \$7,687,000**

**Congressional District as % of Georgia**



**Congressional District as % of Georgia**





### Horses - Boarding, training, breeding

County	Head	Farm Gate	
		Prod/Head Price	Value
Bibb	1,765	\$3,000	\$5,295,000
Butts	150	\$3,000	\$450,000
Carroll	600	\$3,000	\$1,800,000
Coweta	500	\$3,000	\$1,500,000
Douglas	495	\$3,000	\$1,485,000
Fayette	650	\$3,000	\$1,950,000
Harris	310	\$3,000	\$930,000
Henry	85	\$3,000	\$255,000
Jasper	1,500	\$3,000	\$4,500,000
Jones	165	\$3,000	\$495,000
Lamar	300	\$3,000	\$900,000
Muscogee	326	\$3,000	\$978,000
Newton	1,875	\$3,000	\$5,625,000
Pike			\$0
Rockdale	3,000	\$3,000	\$9,000,000
Spalding	350	\$3,000	\$1,050,000
Troup	350	\$3,000	\$1,050,000
Upson	170	\$3,000	\$510,000
<b>Total</b>	<b>12,591</b>		<b>\$37,773,000</b>

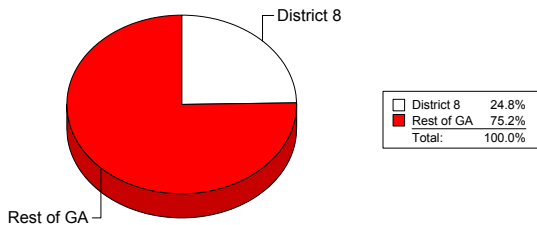
### Horses - Raised

County	Head	Farm Gate	
		Prod/Head Price	Value
Bibb			\$0
Butts	150	\$2,000	\$300,000
Carroll	250	\$2,000	\$500,000
Coweta	250	\$2,000	\$500,000
Douglas	75	\$2,000	\$150,000
Fayette	600	\$2,000	\$1,200,000
Harris	350	\$2,000	\$700,000
Henry	125	\$2,000	\$250,000
Jasper	400	\$2,000	\$800,000
Jones	100	\$2,000	\$200,000
Lamar	350	\$2,000	\$700,000
Muscogee			\$0
Newton	42	\$2,000	\$84,000
Pike	1,000	\$2,000	\$2,000,000
Rockdale	2,000	\$2,000	\$4,000,000
Spalding	275	\$2,000	\$550,000
Troup	100	\$2,000	\$200,000
Upson	30	\$2,000	\$60,000
<b>Total</b>	<b>6,097</b>		<b>\$12,194,000</b>

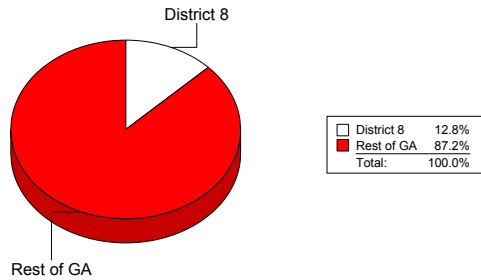
State Total: \$152,176,000

State Total: \$95,398,000

Congressional District as % of Georgia



Congressional District as % of Georgia



**Other**

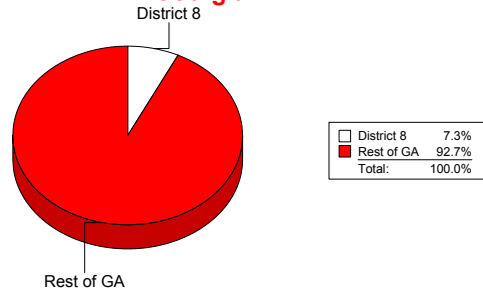
County	Head	Prod/ Head	Price	Farm Gate Value
Bibb				
Butts				
Carroll				
Coweta				
Douglas				\$90,000
Fayette				\$20,000
Harris				
Henry				
Jasper				
Jones				
Lamar				
Muscogee				
Newton				
Pike				
Rockdale				\$225,210
Spalding				
Troup				
Upson				\$1,900,000
<b>Total</b>				<b>\$2,235,210</b>

**Pork - Farrow to finish**

County	Head	Prod/ Head	Price	Farm Gate Value
Bibb				\$0
Butts				\$0
Carroll				\$0
Coweta				\$0
Douglas				\$0
Fayette				\$0
Harris	200	3,675	\$0.35	\$257,250
Henry				\$0
Jasper				\$0
Jones				\$0
Lamar	1,025	4,750	\$0.35	\$1,704,063
Muscogee				\$0
Newton	450	3,675	\$0.35	\$578,813
Pike				\$0
Rockdale				\$0
Spalding				\$0
Troup				\$0
Upson				\$0
<b>Total</b>	<b>1,675</b>			<b>\$2,540,125</b>

**State Total: \$34,808,279**

**Congressional District as % of Georgia**



### Pork - Feeder pigs

County	Head	Prod/Head	Price	Farm Gate Value
Bibb				\$0
Butts				\$0
Carroll				\$0
Coweta				\$0
Douglas				\$0
Fayette				\$0
Harris				\$0
Henry				\$0
Jasper				\$0
Jones				\$0
Lamar				\$0
Muscogee				\$0
Newton	300	750	\$0.62	\$139,500
Pike				\$0
Rockdale				\$0
Spalding				\$0
Troup				\$0
Upson				\$0
<b>Total</b>	<b>300</b>			<b>\$139,500</b>

State Total:

\$22,064,025

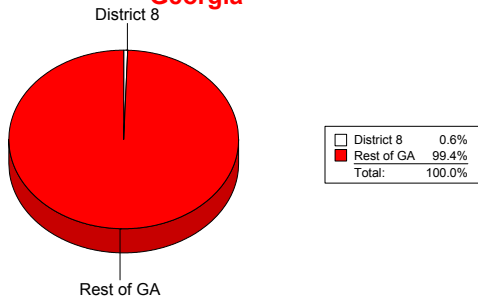
### Pork - Finishing only

County	# Houses	Head	Prod/Head	Price	Farm Gate Value
Bibb					\$0
Butts					\$0
Carroll					\$0
Coweta					\$0
Douglas					\$0
Fayette					\$0
Harris					\$0
Henry					\$0
Jasper					\$0
Jones					\$0
Lamar					\$0
Muscogee					\$0
Newton					\$0
Pike					\$0
Rockdale					\$0
Spalding					\$0
Troup					\$0
Upson					\$0
<b>Total</b>					<b>\$0</b>

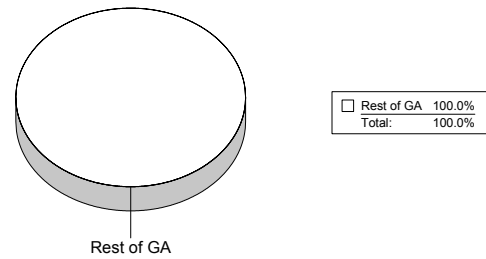
State Total:

\$23,166,466

Congressional District as % of Georgia



Congressional District as % of Georgia



### Quail

County	Head	Prod/Head	Price	Farm Gate Value
Bibb				\$0
Butts				\$0
Carroll				\$0
Coweta				\$0
Douglas				\$0
Fayette				\$0
Harris	10,000		\$2.80	\$28,000
Henry				\$0
Jasper				\$0
Jones				\$0
Lamar	5,000		\$2.80	\$14,000
Muscogee				\$0
Newton	3,500		\$2.80	\$9,800
Pike				\$0
Rockdale				\$0
Spalding				\$0
Troup				\$0
Upson				\$0
<b>Total</b>	<b>18,500</b>			<b>\$51,800</b>

### Sheep

County	Head	Prod/Head	Price	Farm Gate Value
Bibb				\$0
Butts				\$0
Carroll	100	1.25	\$70.00	\$8,750
Coweta				\$0
Douglas				\$0
Fayette				\$0
Harris	210	1.50	\$125.00	\$39,375
Henry	45	1.25	\$70.00	\$3,938
Jasper	50	1.25	\$70.00	\$4,375
Jones				\$0
Lamar	30	1.25	\$70.00	\$2,625
Muscogee				\$0
Newton	140	1.25	\$70.00	\$12,250
Pike	100	1.25	\$70.00	\$8,750
Rockdale	30	1.25	\$70.00	\$2,625
Spalding				\$0
Troup	60	1.25	\$70.00	\$5,250
Upson	100	1.50	\$70.00	\$10,500
<b>Total</b>	<b>865</b>			<b>\$98,438</b>

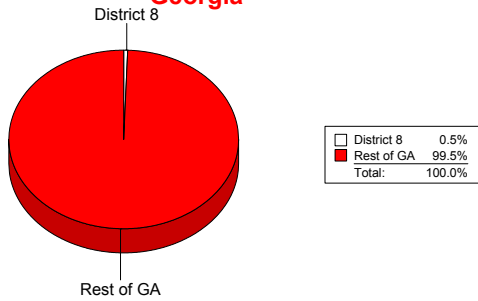
State Total:

\$9,632,100

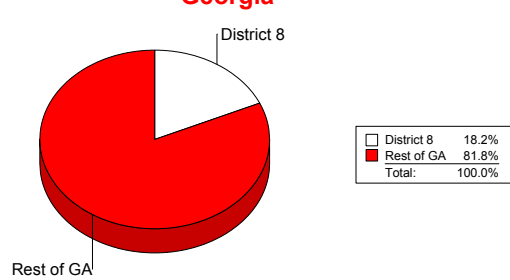
State Total:

\$540,838

**Congressional District as % of Georgia**



**Congressional District as % of Georgia**



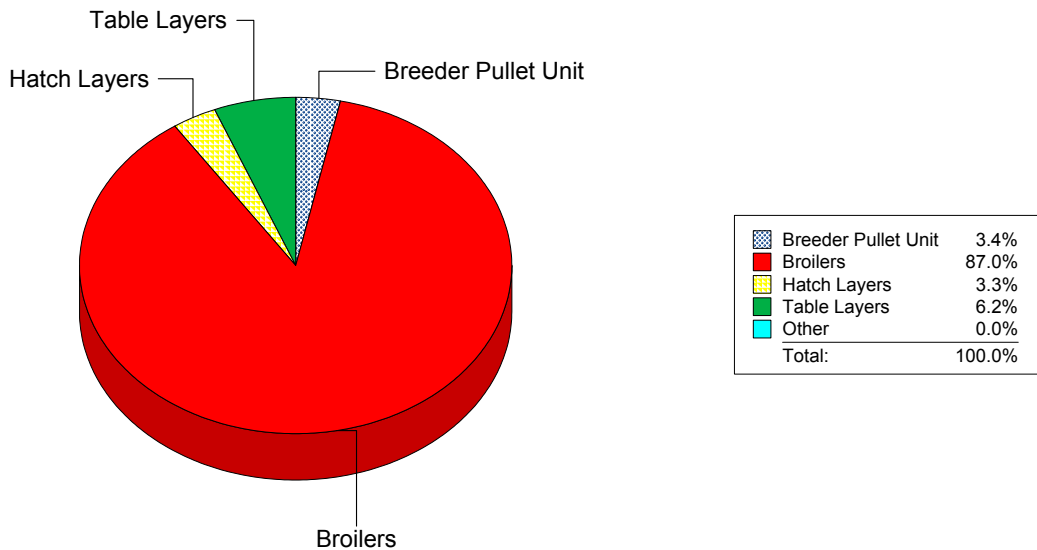
# Poultry and Egg Farm Gate Value

## Congressional District 8

\$ 173,925,132

### 2002 Poultry and Egg Farm Gate Value

Congressional District 8



### Breeder Pullet Unit

County	No. Houses	Capacity	Price	Farm Gate Value
Bibb				\$0
Butts				\$0
Carroll				\$0
Coweta				\$0
Douglas				\$0
Fayette				\$0
Harris				\$0
Henry				\$0
Jasper	5	100,000	\$12.00	\$6,000,000
Jones				\$0
Lamar				\$0
Muscogee				\$0
Newton				\$0
Pike				\$0
Rockdale				\$0
Spalding				\$0
Troup				\$0
Upson				\$0
<b>Total</b>	<b>5</b>			<b>\$6,000,000</b>

State Total:

\$112,677,600

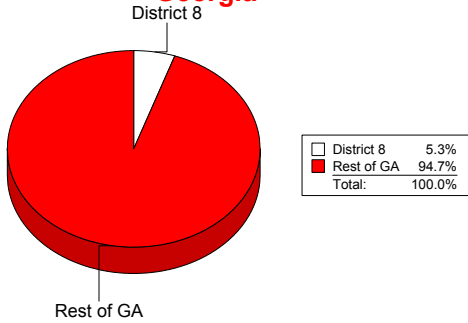
### Hatching Layers

County	No. Houses	Capacity	Price	Farm Gate Value
Bibb				\$0
Butts				\$0
Carroll	20	10,000	\$29.00	\$5,800,000
Coweta				\$0
Douglas				\$0
Fayette				\$0
Harris				\$0
Henry				\$0
Jasper				\$0
Jones				\$0
Lamar				\$0
Muscogee				\$0
Newton				\$0
Pike				\$0
Rockdale				\$0
Spalding				\$0
Troup				\$0
Upson				\$0
<b>Total</b>	<b>20</b>			<b>\$5,800,000</b>

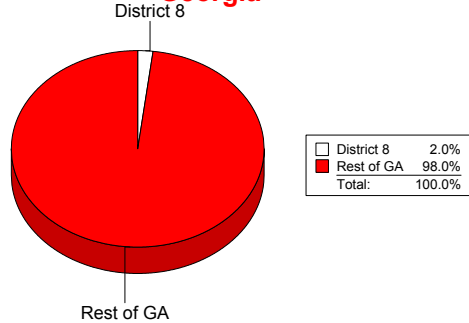
State Total:

\$294,331,070

Congressional District as % of Georgia



Congressional District as % of Georgia



### Table Layers

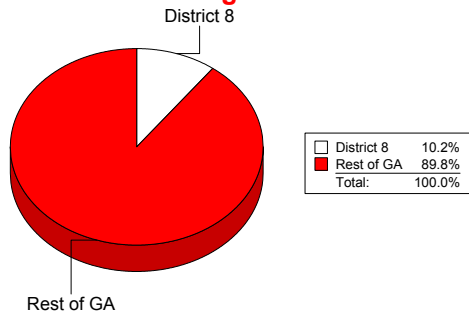
County	No. Houses	Capacity	Price	Farm Gate Value
Bibb				\$0
Butts				\$0
Carroll				\$0
Coweta				\$0
Douglas				\$0
Fayette				\$0
Harris	2	10,000	\$9.20	\$184,000
Henry				\$0
Jasper	14	82,222	\$9.20	10,590,194
Jones				\$0
Lamar				\$0
Muscogee				\$0
Newton				\$0
Pike				\$0
Rockdale				\$0
Spalding				\$0
Troup				\$0
Upton				\$0
<b>Total</b>	<b>16</b>			<b>\$10,774,194</b>

### Other

County	No. Houses	Capacity	Price	Farm Gate Value
Bibb				
Butts				
Carroll				
Coweta				
Douglas				
Fayette				
Harris				
Henry				
Jasper				
Jones				
Lamar				
Muscogee				
Newton				
Pike				
Rockdale				
Spalding				
Troup				
Upton				
<b>Total</b>				

**State Total: \$105,584,794**

**Congressional District as % of Georgia**



### Broiler - Grower

County	No. Houses	Capacity	Price	Farm Gate Value
Bibb	14	34,000	\$0.05	\$548,352
Butts				\$0
Carroll	310	26,000	\$0.05	10,928,586
Coweta				\$0
Douglas	2	26,000	\$0.05	\$52,716
Fayette				\$0
Harris				\$0
Henry				\$0
Jasper	20	25,600	\$0.05	\$694,223
Jones	20	25,600	\$0.05	\$843,448
Lamar	48	25,000	\$0.05	\$1,658,880
Muscogee				\$0
Newton	16	25,600	\$0.05	\$555,378
Pike	27	26,000	\$0.05	\$951,845
Rockdale				\$0
Spalding	8	26,000	\$0.05	\$237,220
Troup				\$0
Upson	60	26,000	\$0.05	\$2,115,210
<b>Total</b>	<b>525</b>			<b>\$18,585,858</b>

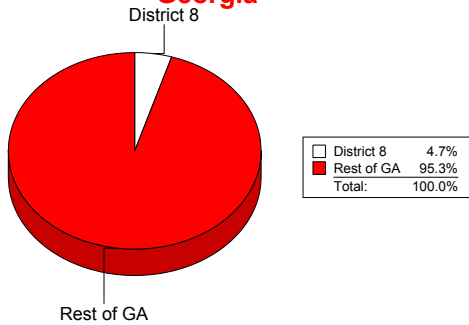
### Broiler - Integrator

County	No. Houses	Capacity	Price	Farm Gate Value
Bibb	14	34,000	\$0.34	\$3,918,432
Butts				\$0
Carroll	310	26,000	\$0.34	78,093,856
Coweta				\$0
Douglas	2	26,000	\$0.34	\$376,696
Fayette				\$0
Harris				\$0
Henry				\$0
Jasper	20	25,600	\$0.34	\$4,914,438
Jones	20	25,600	\$0.34	\$6,027,141
Lamar	48	25,000	\$0.34	11,854,080
Muscogee				\$0
Newton	16	25,600	\$0.34	\$3,968,641
Pike	27	26,000	\$0.34	\$6,801,723
Rockdale				\$0
Spalding	8	26,000	\$0.34	\$1,695,133
Troup				\$0
Upson	60	26,000	\$0.34	15,114,940
<b>Total</b>	<b>525</b>			<b>\$132,765,080</b>

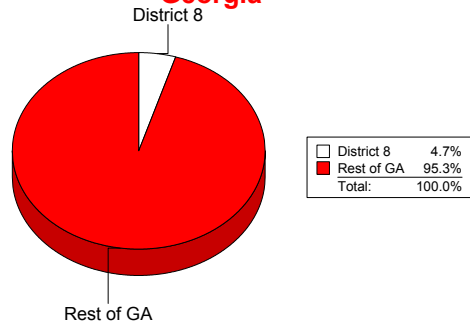
State Total: \$394,473,388

State Total: \$2,832,935,275

Congressional District as % of Georgia



Congressional District as % of Georgia





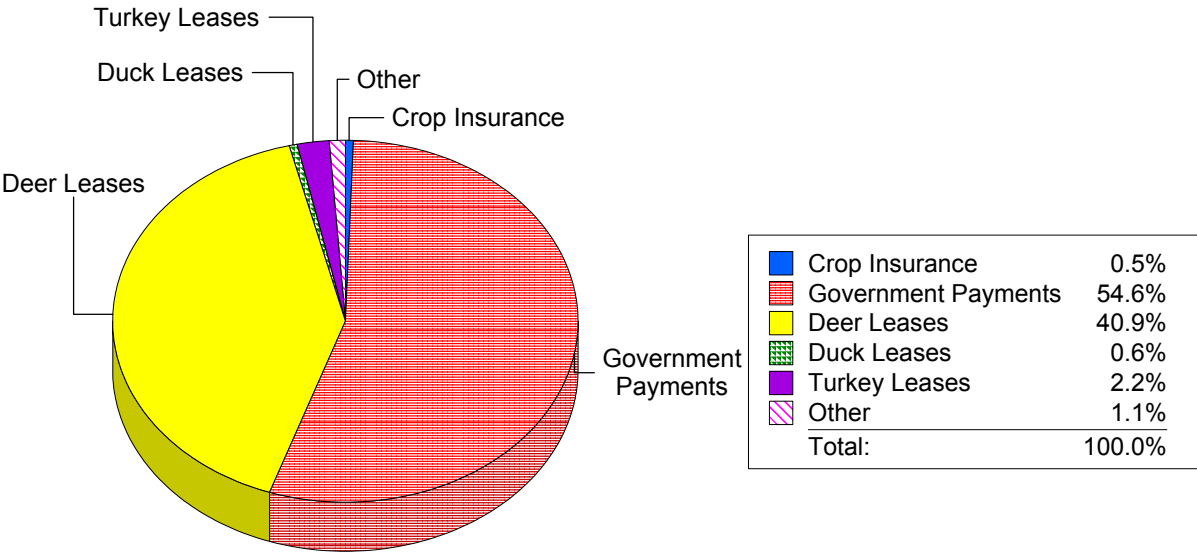
# Other Farm Gate Value

## Congressional District 8

\$ 8,043,125

### 2002 Other Farm Gate Value

#### Congressional District 8



## Crop Insurance

County	Farm Gate Value
Bibb	\$5,479
Butts	\$0
Carroll	\$0
Coweta	\$0
Douglas	\$0
Fayette	\$0
Harris	\$0
Henry	\$0
Jasper	\$0
Jones	\$0
Lamar	\$33,209
Muscogee	\$0
Newton	\$487
Pike	\$0
Rockdale	\$0
Spalding	\$2,729
Troup	\$0
Upson	\$0
<b>Total</b>	<b>\$41,904</b>

**State Total:**

**\$112,683,572**

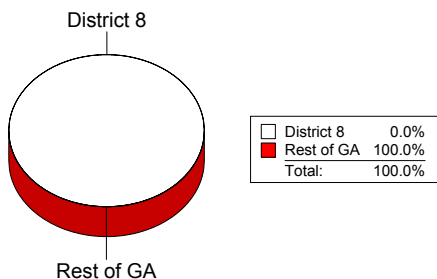
## Government Payments

County	Farm Gate Value
Bibb	\$98,928
Butts	\$254,318
Carroll	\$1,492,303
Coweta	\$0
Douglas	\$0
Fayette	\$75,000
Harris	\$60,689
Henry	\$251,606
Jasper	\$275,000
Jones	\$221,207
Lamar	\$691,546
Muscogee	\$0
Newton	\$158,104
Pike	\$345,775
Rockdale	\$0
Spalding	\$132,298
Troup	\$125,000
Upson	\$211,448
<b>Total</b>	<b>\$4,393,221</b>

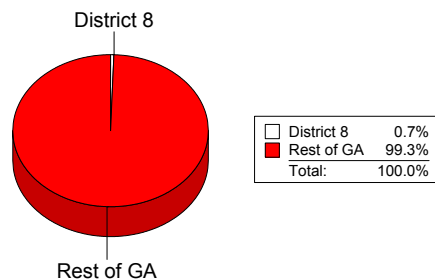
**State Total:**

**\$672,687,500**

**Congressional District as % of Georgia**



**Congressional District as % of Georgia**



### Hunting Leases - Deer

County	Acres	Price	Farm Gate Value
<b>Bibb</b>			\$0
<b>Butts</b>			\$0
<b>Carroll</b>	20,000	\$8.00	\$160,000
<b>Coweta</b>	12,000	\$8.00	\$96,000
<b>Douglas</b>	3,000	\$8.00	\$24,000
<b>Fayette</b>	250	\$8.00	\$2,000
<b>Harris</b>	66,000	\$15.00	\$990,000
<b>Henry</b>	900	\$8.00	\$7,200
<b>Jasper</b>	30,000	\$8.00	\$240,000
<b>Jones</b>	34,500	\$8.00	\$276,000
<b>Lamar</b>	10,000	\$8.00	\$80,000
<b>Muscogee</b>			\$0
<b>Newton</b>	12,000	\$8.00	\$96,000
<b>Pike</b>	7,500	\$8.00	\$60,000
<b>Rockdale</b>	1,300	\$8.00	\$10,400
<b>Spalding</b>	1,500	\$8.00	\$12,000
<b>Troup</b>	125,000	\$8.00	\$1,000,000
<b>Upson</b>	30,000	\$8.00	\$240,000
<b>Total</b>	<b>353,950</b>		<b>\$3,293,600</b>

**State Total:**

**\$73,295,452**

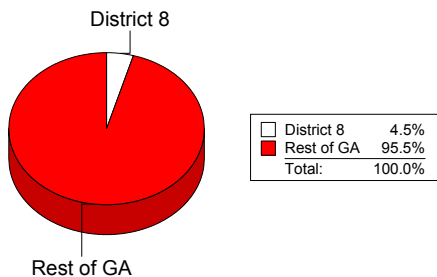
### Hunting Leases - Duck

County	Acres	Price	Farm Gate Value
<b>Bibb</b>			\$0
<b>Butts</b>			\$0
<b>Carroll</b>			\$0
<b>Coweta</b>	10	\$50.00	\$500
<b>Douglas</b>			\$0
<b>Fayette</b>			\$0
<b>Harris</b>			\$0
<b>Henry</b>			\$0
<b>Jasper</b>			\$0
<b>Jones</b>			\$0
<b>Lamar</b>	400	\$50.00	\$20,000
<b>Muscogee</b>			\$0
<b>Newton</b>	300	\$50.00	\$15,000
<b>Pike</b>	10	\$50.00	\$500
<b>Rockdale</b>			\$0
<b>Spalding</b>			\$0
<b>Troup</b>	200	\$50.00	\$10,000
<b>Upson</b>			\$0
<b>Total</b>	<b>920</b>		<b>\$46,000</b>

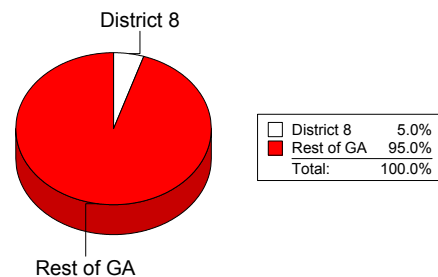
**State Total:**

**\$913,130**

**Congressional District as % of Georgia**



**Congressional District as % of Georgia**



### Hunting Leases - Turkey

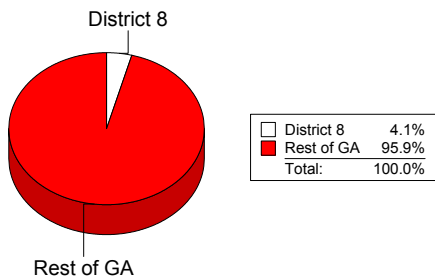
County	Acres	Price	Farm Gate Value
Bibb			\$0
Butts			\$0
Carroll			\$0
Coweta	4,000	\$2.00	\$8,000
Douglas			\$0
Fayette			\$0
Harris	15,000	\$5.00	\$75,000
Henry	900	\$2.00	\$1,800
Jasper	5,000	\$2.00	\$10,000
Jones	29,000	\$2.00	\$58,000
Lamar	4,000	\$2.00	\$8,000
Muscogee			\$0
Newton	3,800	\$2.00	\$7,600
Pike	2,000	\$2.00	\$4,000
Rockdale			\$0
Spalding			\$0
Troup	2,000	\$2.00	\$4,000
Upson	1,000	\$2.00	\$2,000
<b>Total</b>	<b>66,700</b>		<b>\$178,400</b>

### Other

County	Acres	Farm Gate Value
Bibb		
Butts		
Carroll		
Coweta		
Douglas		
Fayette		
Harris		
Henry		
Jasper		
Jones		
Lamar		
Muscogee		
Newton		
Pike		\$90,000
Rockdale		
Spalding		
Troup		
Upson		
<b>Total</b>		<b>\$90,000</b>

State Total: \$4,322,936

### Congressional District as % of Georgia



# Center for Agribusiness and Economic Development



The Center for Agribusiness and Economic Development is a unit of the College of Agricultural and Environmental Sciences of the University of Georgia, combining the missions of research and extension. The Center has among its objectives:

- < To provide feasibility and other short term studies for current or potential Georgia agribusiness firms and/or emerging food and fiber industries.
- < To provide agricultural, natural resource, and demographic data for private and public decision makers.

To find out more, visit our Web site at: <http://www.agecon.uga.edu/~caed/>

Or contact:

John McKissick, Coordinator  
Center for Agribusiness and Economic Development  
Lumpkin House  
The University of Georgia  
Athens, Georgia 30602-7509  
Phone (706)542-0760  
[caed@agecon.uga.edu](mailto:caed@agecon.uga.edu)

The University of Georgia and Fort Valley State University, and the U.S. Department of Agriculture and counties of the state cooperating. The Cooperative Extension Service offers educational programs, assistance and materials to all people without regard to race, color, national origin, age, sex or disability.

An equal opportunity/affirmative action organization committed to a diverse work force.

---

**July, 2003**

---

Issued in furtherance of Cooperation Extension Acts of May 8 and June 30, 1914, the University of Georgia College of Agricultural and Environmental Sciences, and the U.S. Department of Agriculture Cooperating.

Gale Buchanan, Dean and Director