



The University of Georgia

Center for Agribusiness and Economic Development

College of Agricultural and Environmental Sciences

U. S. Congressional District 6 2002 Farm Gate Value Report

**Sue Boatright, Erin Bergstrom, and John McKissick
Center for Agribusiness and Economic Development**

July, 2003



TABLE OF CONTENTS

DISTRICT SUMMARY	1
TOTAL FARM GATE VALUE	2
ROW & FORAGE CROPS	3-7
Barley	4
Corn	4
Cotton	4
Hay	4
Oats	5
Other	5
Peanuts	5
Rye	5
Silage	6
Sorghum	6
Soybeans	6
Straw	6
Tobacco	7
Wheat	7
FRUITS & NUTS	8-10
Apples	9
Blueberries	9
Grapes	9
Other	9
Peaches	10
Pecans	10
Strawberries	10
VEGETABLES	11-20
Banana Peppers	12
Bell Peppers	12
Broccoli	12
Cabbage	12
Cantaloupe	13
Carrots	13
Collards	13
Cucumbers	13
Eggplant	14
English Peas	14
Green House	14
Green Onions	14
Hot Peppers	15
Irish Potatoes	15
Kale	15
Lettuce	15
Lima Beans	16
Mustard	16
Okra	16
Onions	16
Other	17
Pole Beans	17
Pumpkin	17
Snap Beans	17
Southern Peas	18
Spinach	18
Sweet Corn	18
Sweet Potatoes	18

TABLE OF CONTENTS

Tomato	19
Turnip Greens	19
Turnip Roots	19
Watermelon	19
Winter Squash	20
Yellow Squash	20
Zucchini	20
ORNAMENTAL HORTICULTURE	21-23
Container Nursery	22
Field Nursery	22
Greenhouse	22
Other	22
Turfgrass	23
FORESTRY & PRODUCTS	24-25
Christmas Trees	25
Other	25
Pine Straw	25
Timber	25
LIVESTOCK & AQUACULTURE	26-30
Beef Cattle Finished Outside County	27
Beef Cows	27
Beef Stockers	27
Catfish	27
Dairy	28
Goats	28
Horses Boarding, Breeding & Training	28
Horses Raised	28
Other	29
Pork Farrow to Finish	29
Pork Feeder	29
Pork Finishing	30
Quail	30
Sheep	30
POULTRY & EGGS	31-33
Breeder Pullet Units	32
Hatching Layers	32
Table Layers	32
Other	32
Broiler Grower	33
Broiler Integrator	33
OTHER INCOME	34-36
Crop Insurance	35
Government Payments	35
Hunting Leases Deer	35
Hunting Leases Duck	35
Hunting Leases Turkey	36
Other	36

Total Farm Gate Value 2002

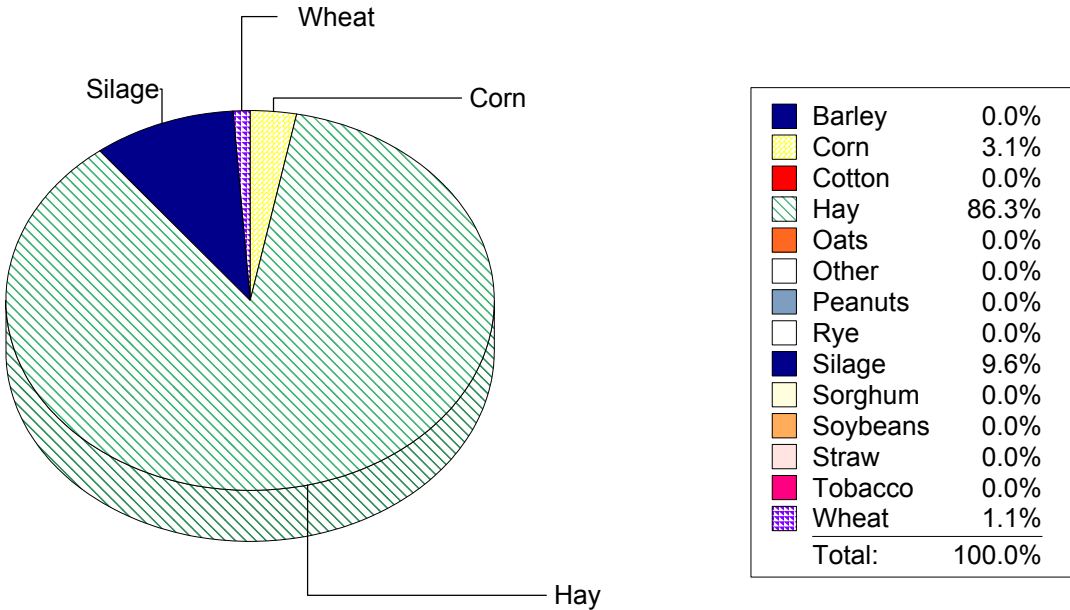
	Forestry and Related Products	Fruits and Nuts	Livestock and Aquaculture	Ornamental Horticulture	Other	Poultry and Eggs	Row and Forage Crops	Total
Cherokee	\$577,534	\$192,160	\$10,514,498	\$30,952,264	\$23,010	\$25,960,156	\$922,925	\$69,142,547
Cobb	\$56,250	\$0	\$0	\$2,016,720	\$0	\$0	\$0	\$2,072,970
Fulton	\$1,511,637	\$250,352	\$1,608,644	\$31,018,336	\$11,200	\$0	\$196,690	\$34,596,859
Total	\$2,145,421	\$442,512	\$12,123,141	\$63,987,320	\$34,210	\$25,960,156	\$1,119,615	\$105,812,375

Row and Forage Farm Gate Value

Congressional District 6

\$ 1,119,615

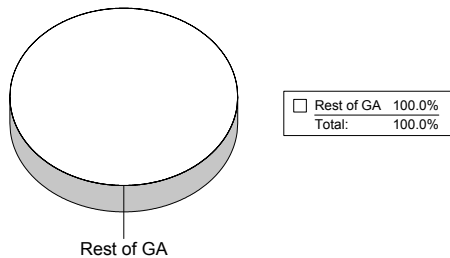
Congressional District 1



Barley

County	Acres	Yield	Price	Farm Gate Value
Cherokee				\$0
Cobb				\$0
Fulton				\$0
Total				
State Total:				\$149,097

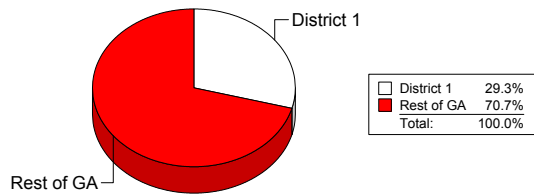
Congressional District as % of Georgia



Cotton

County	Acres	Yield	Price	Farm Gate Value
Cherokee				\$0
Cobb				\$0
Fulton				\$0
Total				
State Total:				\$501,727,753

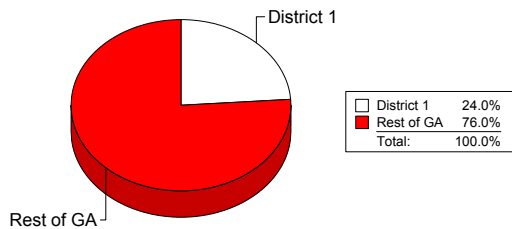
Congressional District as % of Georgia



Corn

County	Acres	Yield	Price	Farm Gate Value
Cherokee				\$0
Cobb				\$0
Fulton	200	65	\$2.65	\$34,450
Total	200			\$34,450
State Total:				\$99,558,668

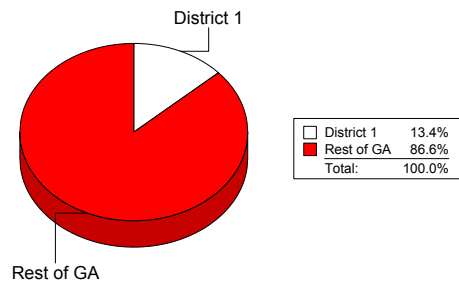
Congressional District as % of Georgia



Hay

County	Acres	Yield	Price	Farm Gate Value
Cherokee	4,000	3.0	\$60.00	\$816,000
Cobb				\$0
Fulton	1,000	3.0	\$60.00	\$150,000
Total	5,000			\$966,000
State Total:				\$129,412,928

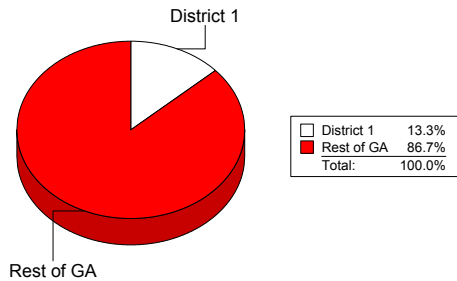
Congressional District as % of Georgia



Oats

County	Acres	Yield	Price	Farm Gate Value
Cherokee				\$0
Cobb				\$0
Fulton				\$0
Total				
State Total:				\$10,574,566

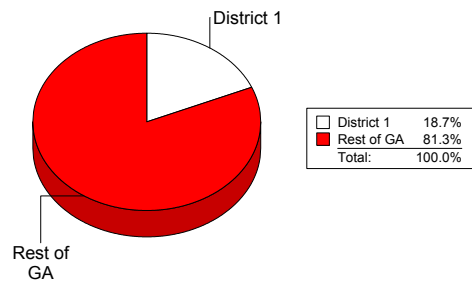
Congressional District as % of Georgia



Peanuts

County	Acres	Yield	Price	Farm Gate Value
Cherokee				\$0
Cobb				\$0
Fulton				\$0
Total				
State Total:				\$232,193,157

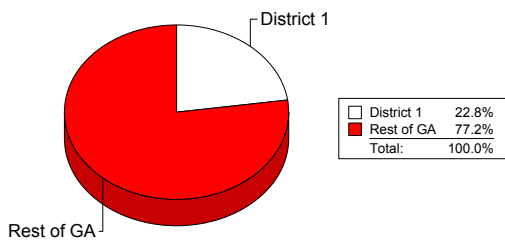
Congressional District as % of Georgia



Other

County	Farm Gate Value
Cherokee	
Cobb	
Fulton	
Total	
State Total:	\$98,635,112

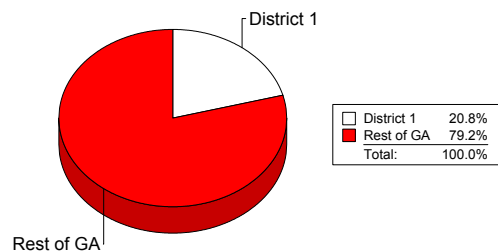
Congressional District as % of Georgia



Rye

County	Acres	Yield	Price	Farm Gate Value
Cherokee				\$0
Cobb				\$0
Fulton				\$0
Total				
State Total:				\$23,553,092

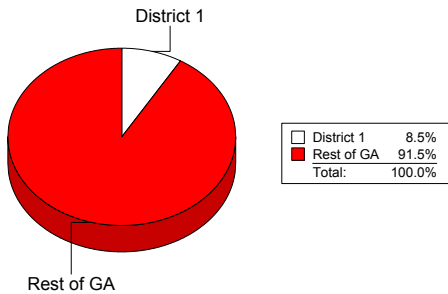
Congressional District as % of Georgia



Silage

County	Acres	Yield	Price	Farm Gate Value
Cherokee	235	13.0	\$35.00	\$106,925
Cobb				\$0
Fulton				\$0
Total	<u>235</u>			<u>\$106,925</u>
State Total:				\$36,025,295

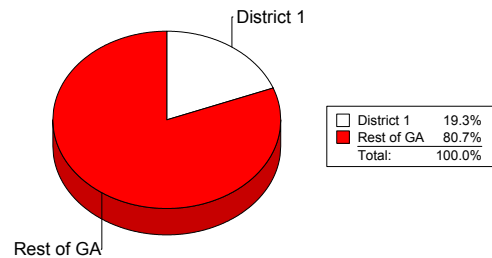
Congressional District as % of Georgia



Soybeans

County	Acres	Yield	Price	Farm Gate Value
Cherokee				\$0
Cobb				\$0
Fulton				\$0
Total				
State Total:				\$19,980,989

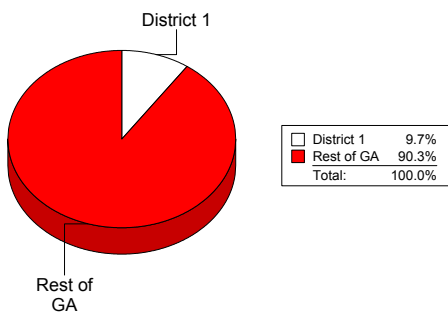
Congressional District as % of Georgia



Sorghum

County	Acres	Yield	Price	Farm Gate Value
Cherokee				\$0
Cobb				\$0
Fulton				\$0
Total				
State Total:				\$4,336,179

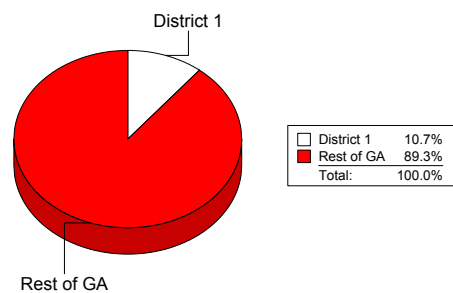
Congressional District as % of Georgia



Straw

County	Acres	Yield	Price	Farm Gate Value
Cherokee				\$0
Cobb				\$0
Fulton				\$0
Total				
State Total:				\$19,395,801

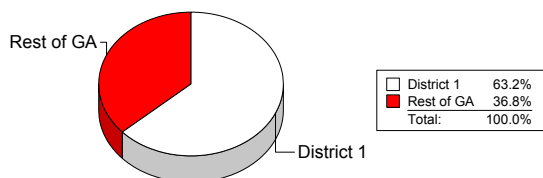
Congressional District as % of Georgia



Tobacco

County	Acres	Yield	Price	Farm Gate Value
Cherokee				\$0
Cobb				\$0
Fulton				\$0
Total				
State Total:				\$110,267,030

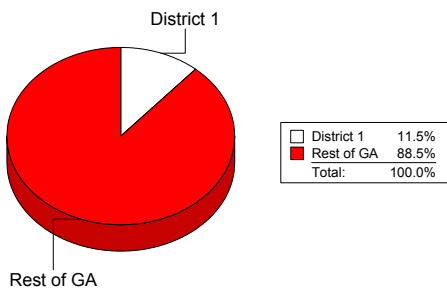
Congressional District as % of Georgia



Wheat

County	Acres	Yield	Price	Farm Gate Value
Cherokee				\$0
Cobb				\$0
Fulton	80	45	\$3.40	\$12,240
Total	80			\$12,240
State Total:				\$40,476,077

Congressional District as % of Georgia



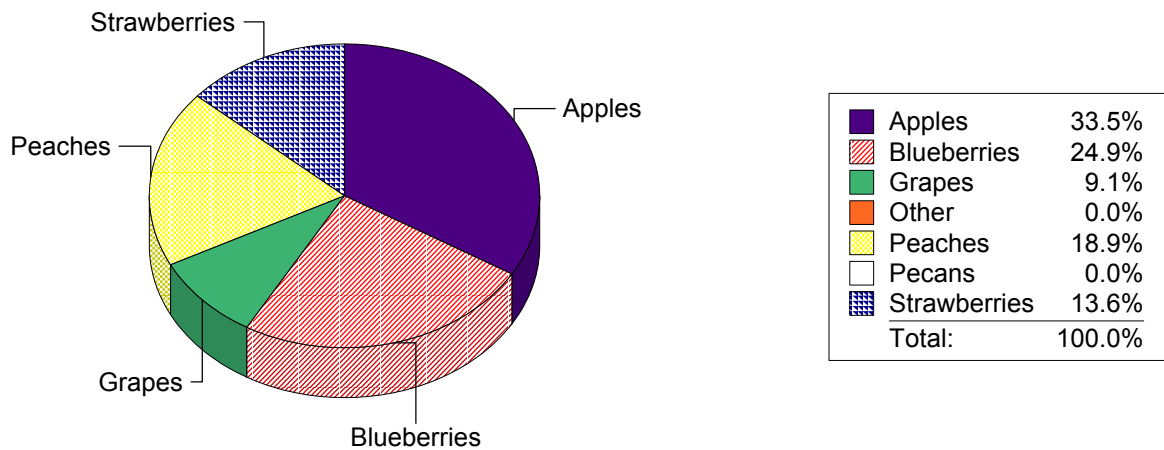
Fruit and Nut Farm Gate Value

Congressional District 6

\$ 442,512

2002 Fruit and Nut Farm Gate Value

Congressional District 6

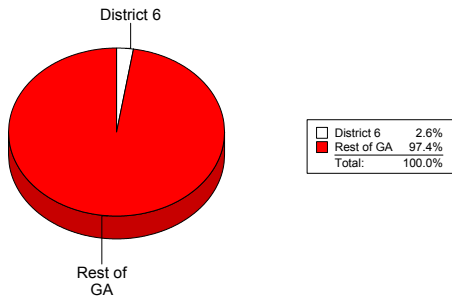


Apples

County	Acres	Farm Gate Value
Cherokee	90	\$81,900
Cobb		\$0
Fulton	25	\$66,500
Total	115	\$148,400

State Total: \$5,658,128

Congressional District as % of Georgia

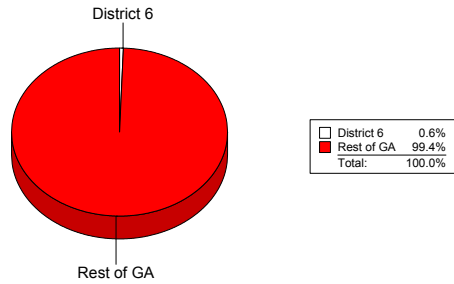


Grapes

County	Acres	Farm Gate Value
Cherokee		\$0
Cobb		\$0
Fulton	12	\$40,176
Total	12	\$40,176

State Total: \$6,241,945

Congressional District as % of Georgia

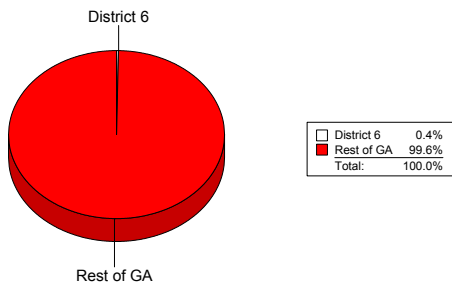


Blueberries

County	Acres	Farm Gate Value
Cherokee	20	\$110,260
Cobb		\$0
Fulton		\$0
Total	20	\$110,260

State Total: \$29,627,829

Congressional District as % of Georgia



Other

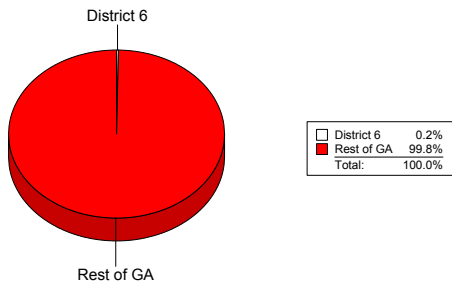
County	Farm Gate Value
Cherokee	
Cobb	
Fulton	
Total	

Peaches

County	Acres	Farm Gate Value
Cherokee		\$0
Cobb		\$0
Fulton	30	\$83,676
Total	30	\$83,676

State Total: \$49,852,368

Congressional District as % of Georgia

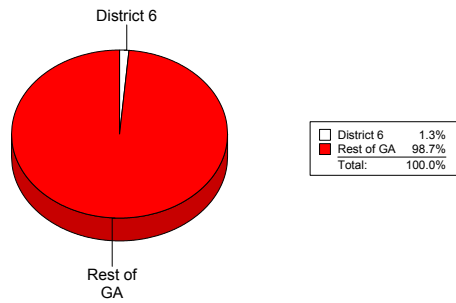


Strawberries

County	Acres	Farm Gate Value
Cherokee		\$0
Cobb		\$0
Fulton	4	\$60,000
Total	4	\$60,000

State Total: \$4,492,716

Congressional District as % of Georgia

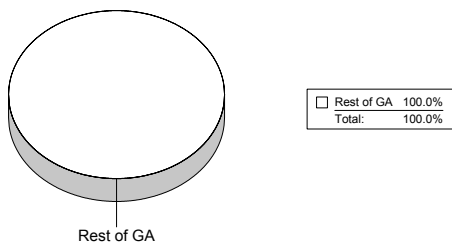


Pecans

County	Acres	Farm Gate Value
Cherokee		\$0
Cobb		\$0
Fulton		\$0
Total		

State Total: \$45,814,273

Congressional District as % of Georgia



Vegetable Farm Gate Value

Congressional District 6

2002 Vegetable Farm Gate Value

Congressional District 6

Collards	0.0%
Irish Potatoes	0.0%
Lima Beans	0.0%
Cantaloupe	0.0%
Okra	0.0%
Snap Beans	0.0%
Southern Peas	0.0%
Sweet Corn	0.0%
Sweet Potatoes	0.0%
Tomato	0.0%
Turnip Greens	0.0%
Watermelon	0.0%
Others	0.0%
Total:	100.0%

Banana Peppers

	Acres	Farm Gate Value
Cherokee		\$0
Cobb		\$0
Fulton		\$0
Total		

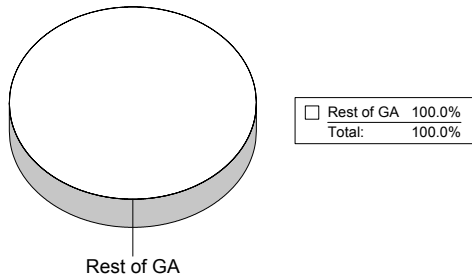
State Total: \$983,200

Broccoli

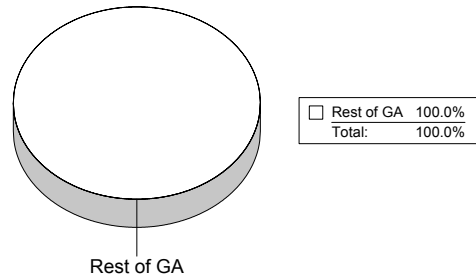
	Acres	Farm Gate Value
Cherokee		\$0
Cobb		\$0
Fulton		\$0
Total		

State Total: \$284,925

Congressional District as % of Georgia



Congressional District as % of Georgia



Bell Peppers

	Acres	Farm Gate Value
Cherokee		\$0
Cobb		\$0
Fulton		\$0
Total		

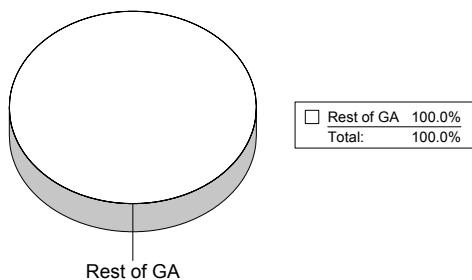
State Total: \$57,905,678

Cabbage

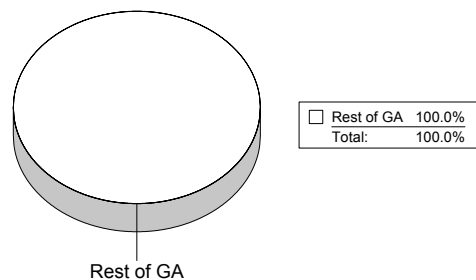
	Acres	Farm Gate Value
Cherokee		\$0
Cobb		\$0
Fulton		\$0
Total		

State Total: \$39,226,040

Congressional District as % of Georgia



Congressional District as % of Georgia



Cantaloupe

	Acres	Farm Gate Value
Cherokee		\$0
Cobb		\$0
Fulton		\$0
Total		

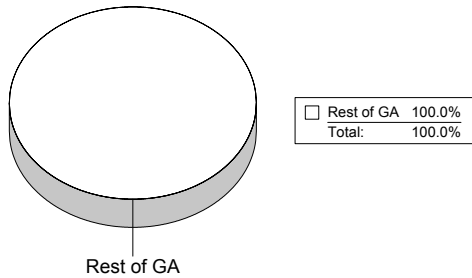
State Total: \$25,085,474

Collards

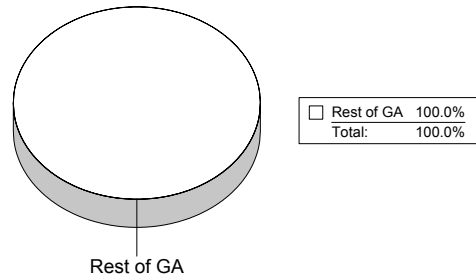
	Acres	Farm Gate Value
Cherokee		\$0
Cobb		\$0
Fulton		\$0
Total		

State Total: \$22,561,442

Congressional District as % of Georgia



Congressional District as % of Georgia



Carrots

	Acres	Farm Gate Value
Cherokee		\$0
Cobb		\$0
Fulton		\$0
Total		

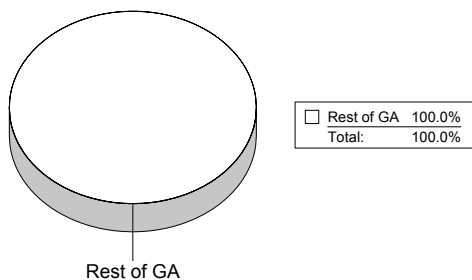
State Total: \$11,590,470

Cucumbers

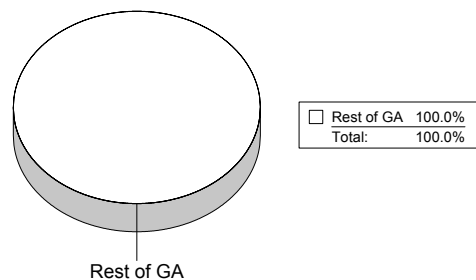
	Acres	Farm Gate Value
Cherokee		\$0
Cobb		\$0
Fulton		\$0
Total		

State Total: \$48,314,695

Congressional District as % of Georgia



Congressional District as % of Georgia



Eggplant

	Acres	Farm Gate Value
Cherokee		\$0
Cobb		\$0
Fulton		\$0
Total		

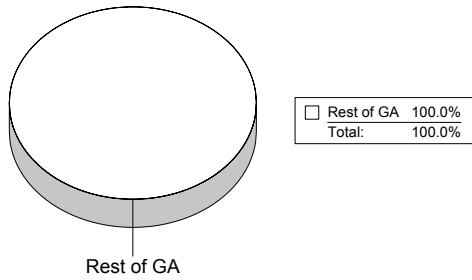
State Total: \$9,930,587

Green House

	Acres	Farm Gate Value
Cherokee		\$0
Cobb		\$0
Fulton		\$0
Total		

State Total:

Congressional District as % of Georgia



English Peas

	Acres	Farm Gate Value
Cherokee		\$0
Cobb		\$0
Fulton		\$0
Total		

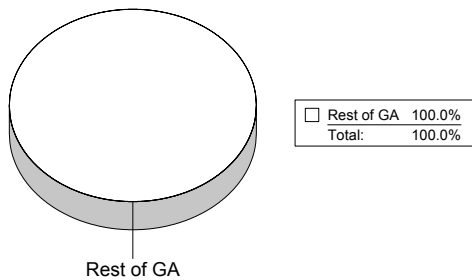
State Total: \$270,510

Green Onions

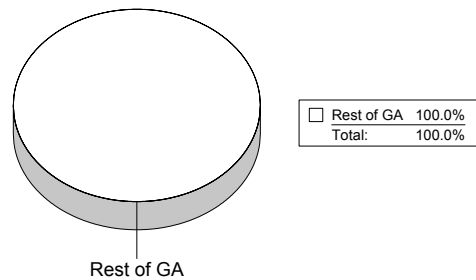
	Acres	Farm Gate Value
Cherokee		\$0
Cobb		\$0
Fulton		\$0
Total		

State Total: \$2,015,000

Congressional District as % of Georgia



Congressional District as % of Georgia



Hot Peppers

	Acres	Farm Gate Value
Cherokee		\$0
Cobb		\$0
Fulton		\$0
Total		

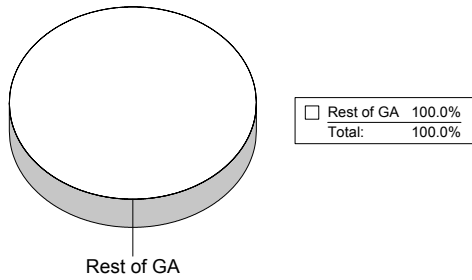
State Total: \$9,288,790

Kale

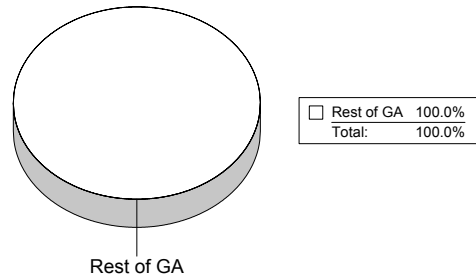
	Acres	Farm Gate Value
Cherokee		\$0
Cobb		\$0
Fulton		\$0
Total		

State Total: \$2,148,249

Congressional District as % of Georgia



Congressional District as % of Georgia



Irish Potatoes

	Acres	Farm Gate Value
Cherokee		\$0
Cobb		\$0
Fulton		\$0
Total		

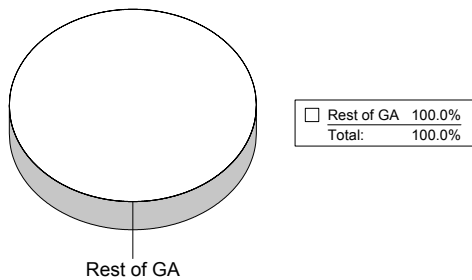
State Total: \$1,461,598

Lettuce

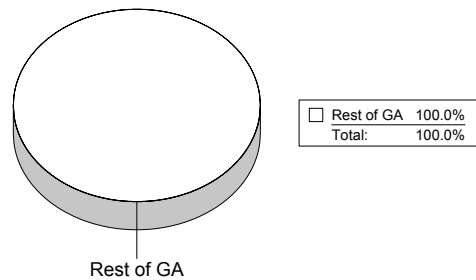
	Acres	Farm Gate Value
Cherokee		\$0
Cobb		\$0
Fulton		\$0
Total		

State Total: \$435,000

Congressional District as % of Georgia



Congressional District as % of Georgia



Lima Beans

	Acres	Farm Gate Value
Cherokee		\$0
Cobb		\$0
Fulton		\$0
Total		

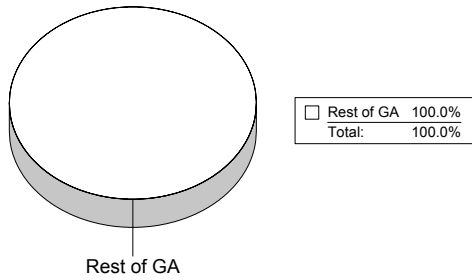
State Total: \$6,443,803

Okra

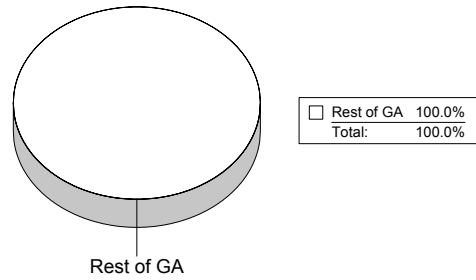
	Acres	Farm Gate Value
Cherokee		\$0
Cobb		\$0
Fulton		\$0
Total		

State Total: \$891,816

Congressional District as % of Georgia



Congressional District as % of Georgia



Mustard

	Acres	Farm Gate Value
Cherokee		\$0
Cobb		\$0
Fulton		\$0
Total		

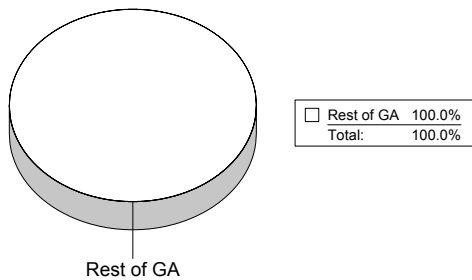
State Total: \$7,177,992

Onions

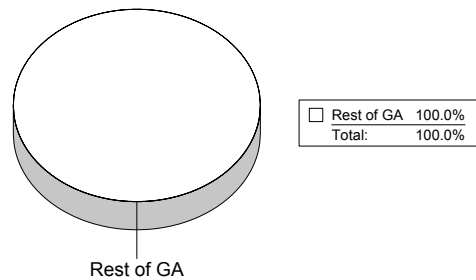
	Acres	Farm Gate Value
Cherokee		\$0
Cobb		\$0
Fulton		\$0
Total		

State Total: \$70,459,800

Congressional District as % of Georgia



Congressional District as % of Georgia



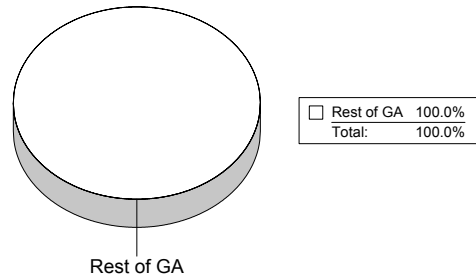
Other

	Farm Gate Value
Cherokee	
Cobb	
Fulton	
Total	

Pumpkin

	Acres	Farm Gate Value
Cherokee		\$0
Cobb		\$0
Fulton		\$0
Total		\$0
State Total:		\$1,930,630

Congressional District as % of Georgia



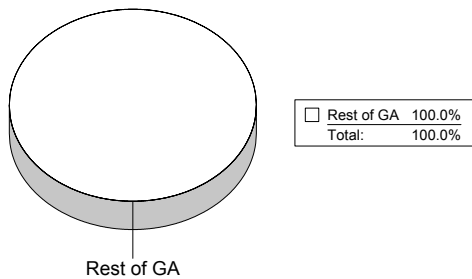
Pole Beans

	Acres	Farm Gate Value
Cherokee		\$0
Cobb		\$0
Fulton		\$0
Total		\$0
State Total:		\$2,601,245

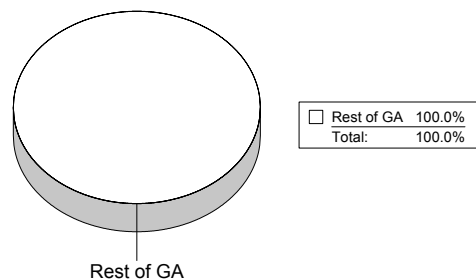
Snap Beans

	Acres	Farm Gate Value
Cherokee		\$0
Cobb		\$0
Fulton		\$0
Total		\$0
State Total:		\$39,057,905

Congressional District as % of Georgia



Congressional District as % of Georgia



Southern Peas

	Acres	Farm Gate Value
Cherokee		\$0
Cobb		\$0
Fulton		\$0
Total		

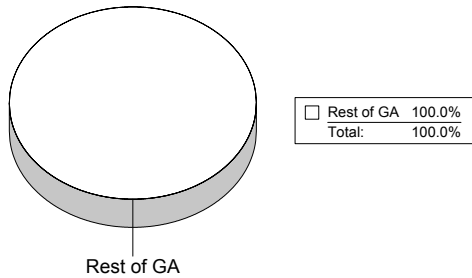
State Total: \$7,136,875

Sweet Corn

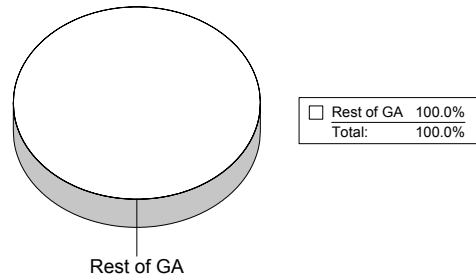
	Acres	Farm Gate Value
Cherokee		\$0
Cobb		\$0
Fulton		\$0
Total		

State Total: \$67,515,919

Congressional District as % of Georgia



Congressional District as % of Georgia



Spinach

	Acres	Farm Gate Value
Cherokee		\$0
Cobb		\$0
Fulton		\$0
Total		

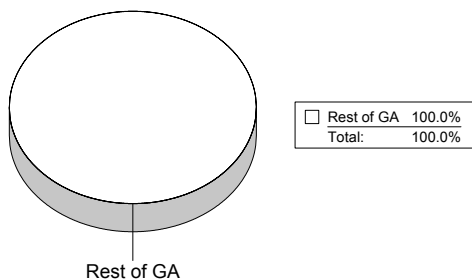
State Total: \$330,000

Sweet Potatoes

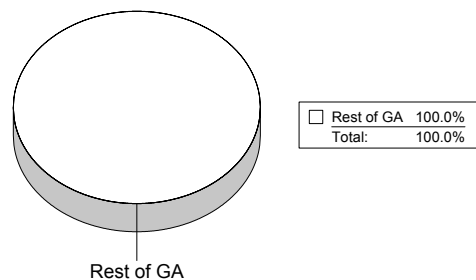
	Acres	Farm Gate Value
Cherokee		\$0
Cobb		\$0
Fulton		\$0
Total		

State Total: \$2,208,743

Congressional District as % of Georgia



Congressional District as % of Georgia



Tomato

	Acres	Farm Gate Value
Cherokee		\$0
Cobb		\$0
Fulton		\$0
Total		

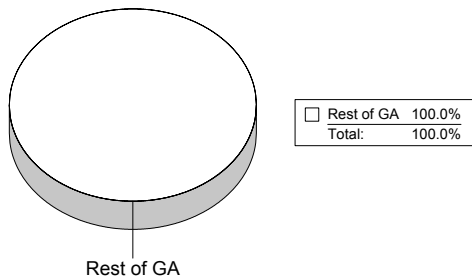
State Total: \$54,509,572

Turnip Roots

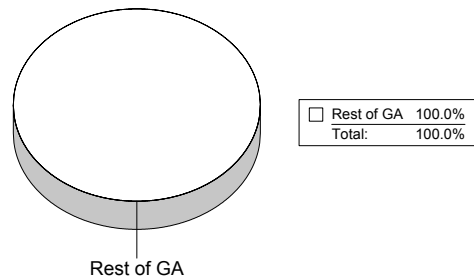
	Acres	Farm Gate Value
Cherokee		\$0
Cobb		\$0
Fulton		\$0
Total		

State Total: \$308,280

Congressional District as % of Georgia



Congressional District as % of Georgia



Turnip Greens

	Acres	Farm Gate Value
Cherokee		\$0
Cobb		\$0
Fulton		\$0
Total		

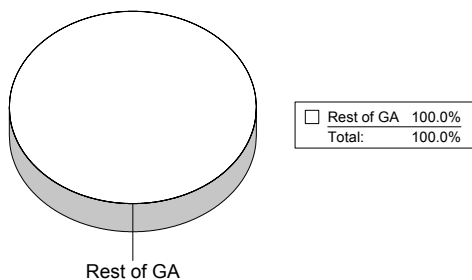
State Total: \$13,194,697

Watermelon

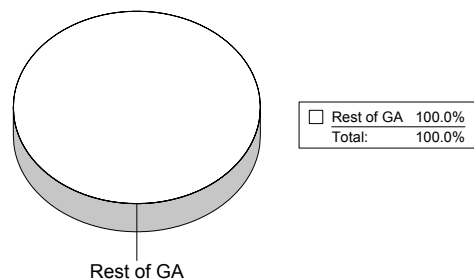
	Acres	Farm Gate Value
Cherokee		\$0
Cobb		\$0
Fulton		\$0
Total		

State Total: \$94,778,608

Congressional District as % of Georgia



Congressional District as % of Georgia



Winter Squash

	Acres	Farm Gate Value
Cherokee		\$0
Cobb		\$0
Fulton		\$0
Total		

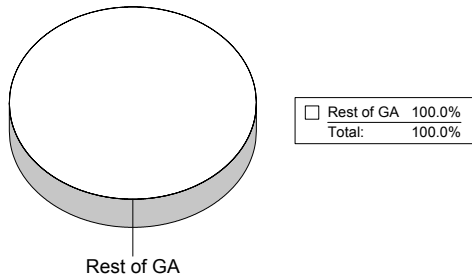
State Total: \$957,047

Zucchini

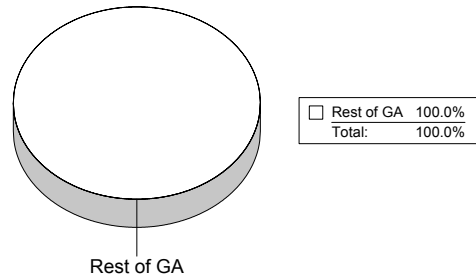
	Acres	Farm Gate Value
Cherokee		\$0
Cobb		\$0
Fulton		\$0
Total		

State Total: \$20,075,136

Congressional District as % of Georgia



Congressional District as % of Georgia

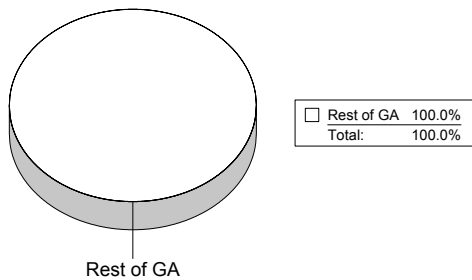


Yellow Squash

	Acres	Farm Gate Value
Cherokee		\$0
Cobb		\$0
Fulton		\$0
Total		

State Total: \$35,632,938

Congressional District as % of Georgia

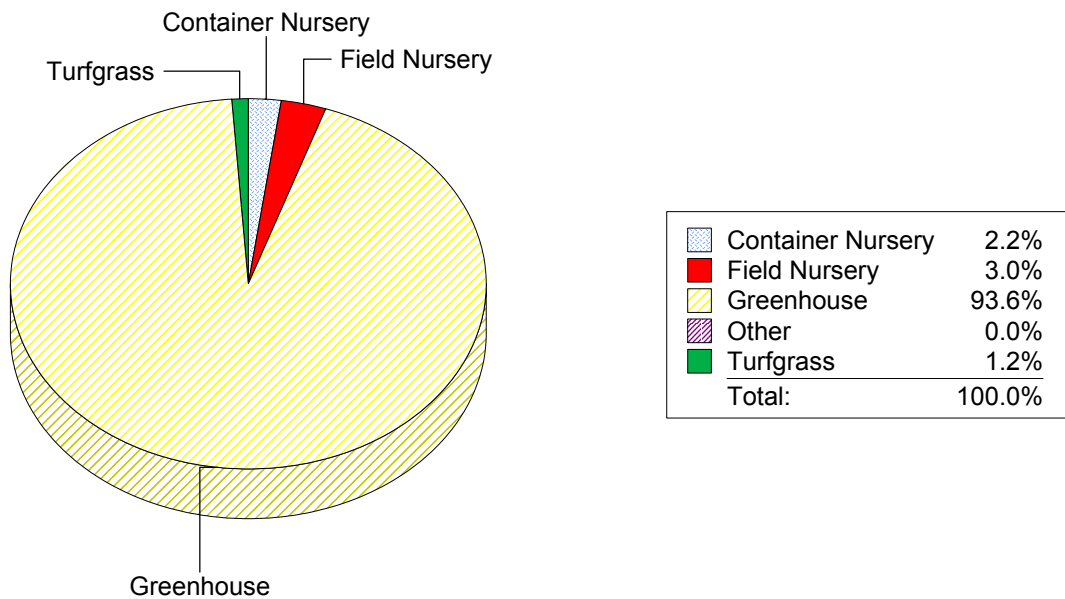


Ornamental Horticulture Farm Gate Value

Congressional District 6

\$ 63,987,320

2002 Ornamental Horticulture Farm Gate Value Congressional District 6



Container Nursery

County	Acres	Price	Farm Gate Value
Cherokee	20	\$42,200	\$844,000
Cobb			\$0
Fulton	14	\$42,200	\$590,800
Total	34		\$1,434,800

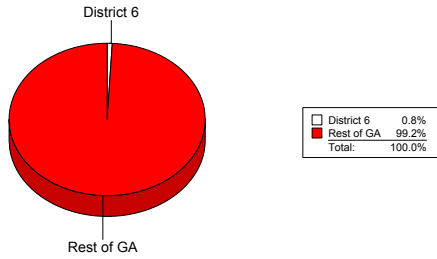
State Total: \$169,155,750

Greenhouse

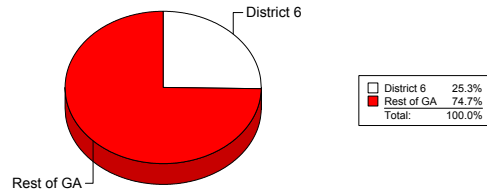
County	Sq Ft	Price	Farm Gate Value
Cherokee	1,454,000	\$20.00	\$29,080,000
Cobb	167,000	\$12.00	\$2,004,000
Fulton	2,400,000	\$12.00	\$28,800,000
Total	4,021,000		\$59,884,000

State Total: \$236,478,664

Congressional District as % of Georgia



Congressional District as % of Georgia



Field Nursery

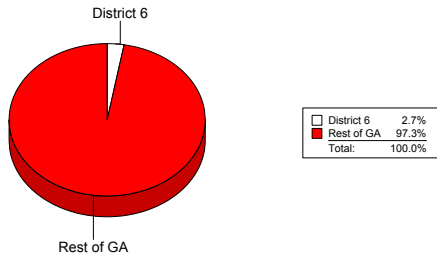
County	Acres	Price	Farm Gate Value
Cherokee	40	\$12,720	\$508,800
Cobb	1	\$12,720	\$12,720
Fulton	110	\$12,720	\$1,399,200
Total	151		\$1,920,720

State Total: \$71,216,736

Other

County	Acres	Price	Farm Gate Value
Cherokee			
Cobb			
Fulton			
Total			

Congressional District as % of Georgia

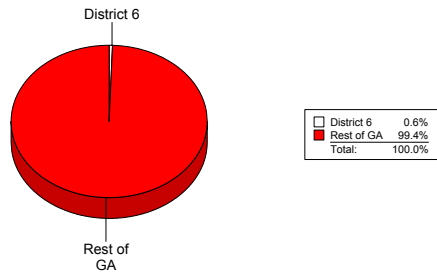


Turfgrass

County	Acres	Harvest Rate	Price	Farm Gate Value
Cherokee	182	0.67	\$4,260	\$519,464
Cobb				\$0
Fulton	80	0.67	\$4,260	\$228,336
Total	262			\$747,800

State Total: \$122,182,594

Congressional District as % of Georgia



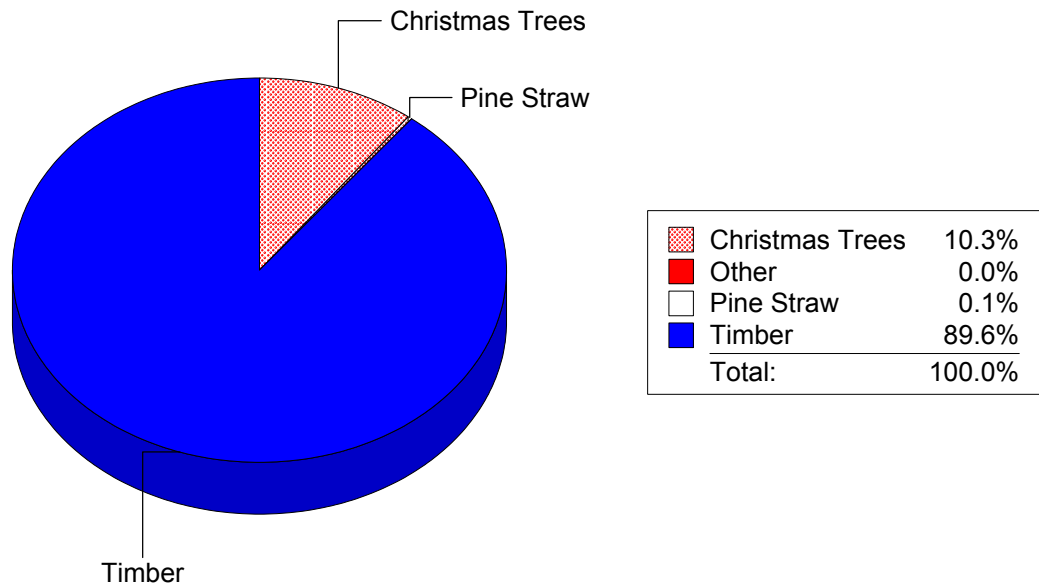
Forest Products Farm Gate Value

Congressional District 6

\$ 2,145,421

2002 Forestry Products Farm Gate Value

Congressional District 6

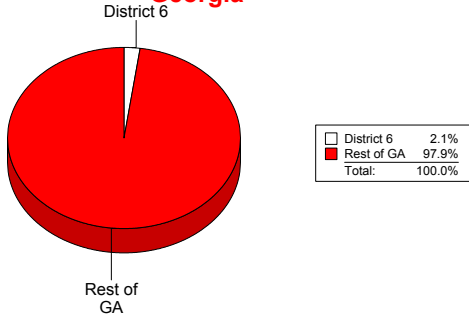


Christmas Trees

County	Acres	Harvest Rate	Price	Farm Gate Value
Cherokee	6	1.00	\$17,000	\$102,000
Cobb	15	0.25	\$15,000	\$56,250
Fulton	17	0.25	\$15,000	\$63,750
Total	38			\$222,000

State Total: \$10,537,125

Congressional District as % of Georgia

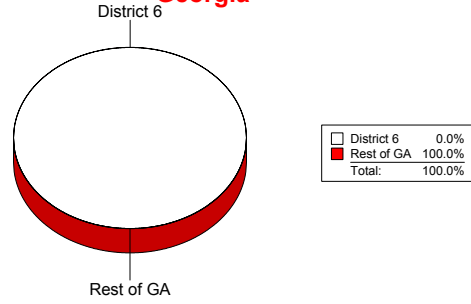


Pine Straw

County	Acres	Price	Farm Gate Value
Cherokee			\$0
Cobb			\$0
Fulton	45	\$45	\$2,025
Total	45		\$2,025

State Total: \$22,370,165

Congressional District as % of Georgia



Other

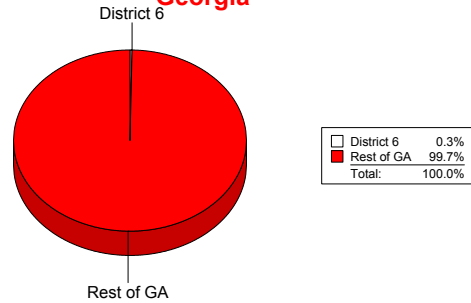
County	Farm Gate Value
Cherokee	
Cobb	
Fulton	
Total	

Timber

County	Farm Gate Value
Cherokee	\$475,534
Cobb	\$0
Fulton	\$1,445,862
Total	\$1,921,396

State Total: \$561,667,326

Congressional District as % of Georgia



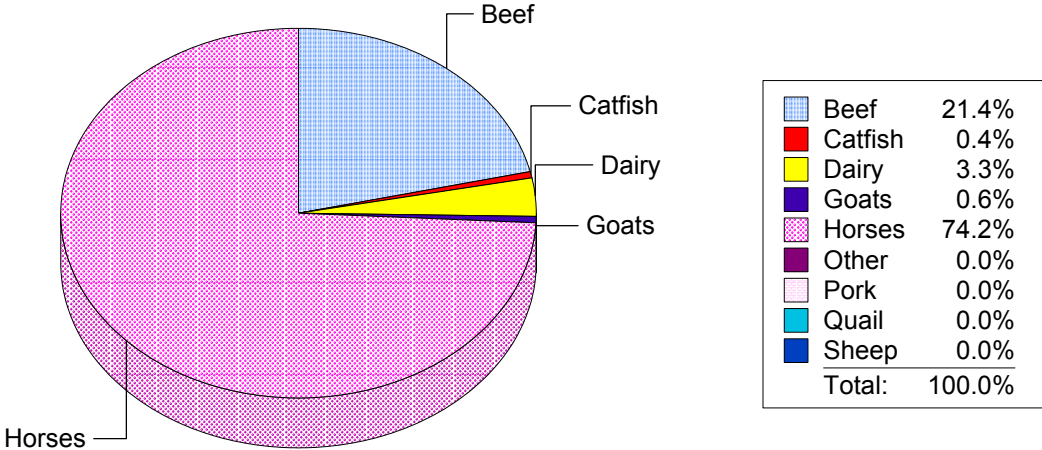
Livestock and Aquaculture Farm Gate Value

Congressional District 6

\$ 12,123,141

2002 Livestock and Aquaculture Farm Gate Value

Congressional District 6



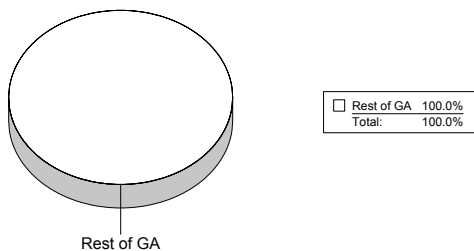
Beef Cattle Finished Outside Co

County	Head	Prod/Head	Price	Farm Gate Value
Cherokee				\$0
Cobb				\$0
Fulton				\$0
Total				
State Total:				\$11,082,470

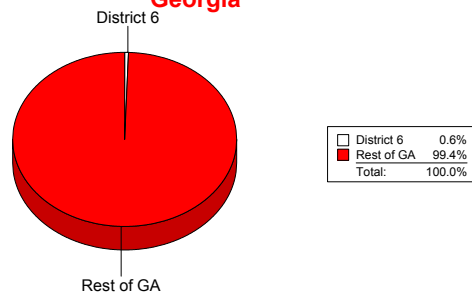
Beef Stockers

County	Head	Prod/Head	Price	Farm Gate Value
Cherokee				\$0
Cobb				\$0
Fulton	1,800	300	\$0.70	\$378,000
Total	1,800			\$378,000
State Total:				\$63,644,445

Congressional District as % of Georgia



Congressional District as % of Georgia



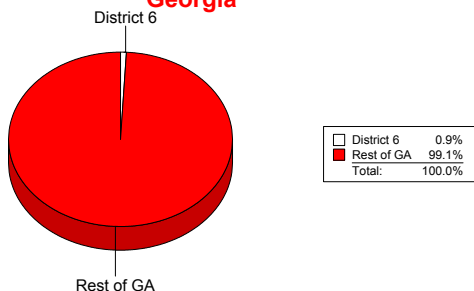
Beef Cows

County	Head	Prod/Head	Price	Farm Gate Value
Cherokee	3,500	373.5	\$0.81	\$1,058,873
Cobb				\$0
Fulton	3,826	373.5	\$0.81	\$1,157,499
Total	7,326			\$2,216,371
State Total:				\$242,784,095

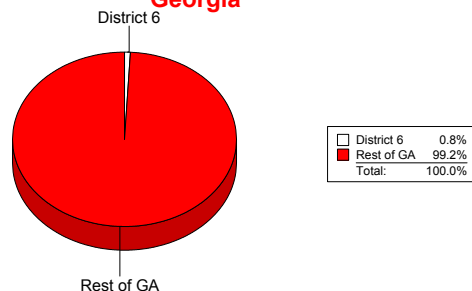
Catfish

County	Head	Prod/Head	Price	Farm Gate Value
Cherokee				\$0
Cobb				\$0
Fulton	22	2,150	\$1.15	\$54,395
Total	22			\$54,395
State Total:				\$6,586,589

Congressional District as % of Georgia



Congressional District as % of Georgia



Dairy

County	Head	Prod/Head	Price	Farm Gate Value
Cherokee	125	22,000	\$0.15	\$405,625
Cobb				\$0
Fulton				\$0
Total	125			\$405,625

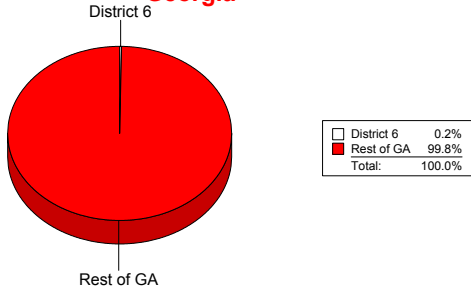
State Total: \$245,914,009

Horses - Boarding, training, breeding

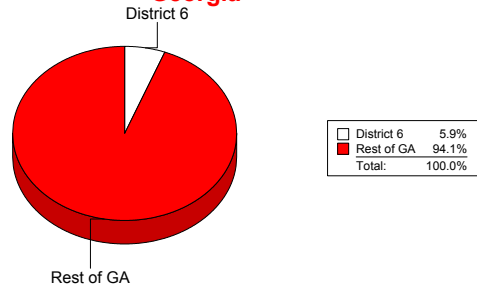
County	Head	Prod/Head	Price	Farm Gate Value
Cherokee	3,000		\$3,000	\$9,000,000
Cobb				\$0
Fulton				\$0
Total	3,000			\$9,000,000

State Total: \$152,176,000

Congressional District as % of Georgia



Congressional District as % of Georgia



Goats

County	Head	Prod/Head	Price	Farm Gate Value
Cherokee	800	1.25	\$50.00	\$50,000
Cobb				\$0
Fulton	300	1.25	\$50.00	\$18,750
Total	1,100			\$68,750

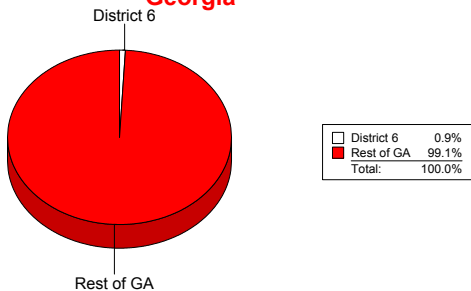
State Total: \$7,687,000

Horses - Raised

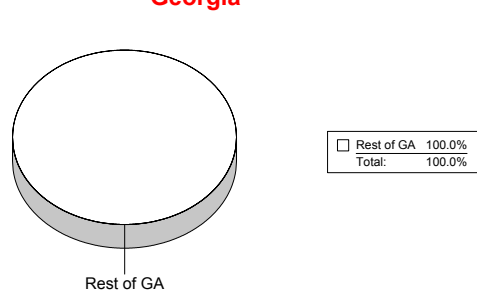
County	Head	Prod/Head	Price	Farm Gate Value
Cherokee				\$0
Cobb				\$0
Fulton				\$0
Total				\$0

State Total: \$95,398,000

Congressional District as % of Georgia



Congressional District as % of Georgia



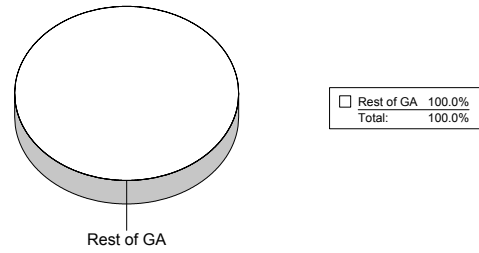
Other

County	Head	Prod/Head	Price	Farm Gate Value
Cherokee				
Cobb				
Fulton				
Total				

Pork - Feeder pigs

County	Head	Prod/Head	Price	Farm Gate Value
Cherokee				\$0
Cobb				\$0
Fulton				\$0
Total				
State Total:				\$22,064,025

Congressional District as % of Georgia



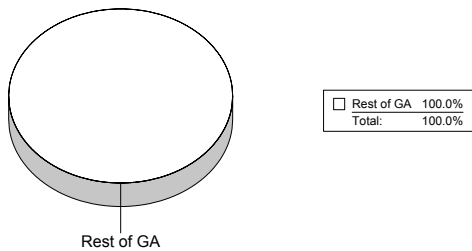
Pork - Farrow to finish

County	Head	Prod/Head	Price	Farm Gate Value
Cherokee				\$0
Cobb				\$0
Fulton				\$0
Total				
State Total:				\$34,808,279

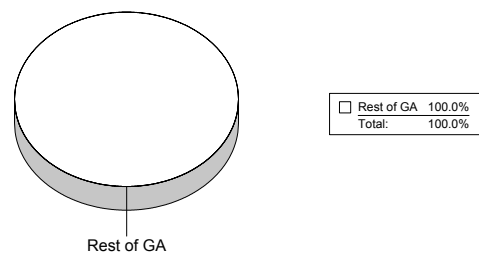
Pork - Finishing only

County	# Houses	Head	Prod/Head	Price	Farm Gate Value
Cherokee					\$0
Cobb					\$0
Fulton					\$0
Total					
State Total:					\$23,166,466

Congressional District as % of Georgia



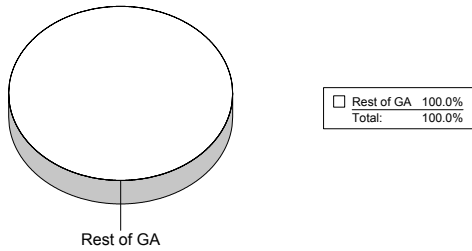
Congressional District as % of Georgia



Quail

County	Head	Prod/ Head	Price	Farm Gate Value
Cherokee				\$0
Cobb				\$0
Fulton				\$0
Total				
State Total:				\$9,632,100

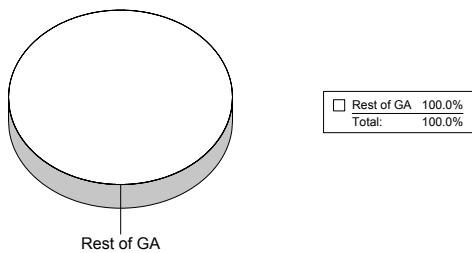
Congressional District as % of Georgia



Sheep

County	Head	Prod/ Head	Price	Farm Gate Value
Cherokee				\$0
Cobb				\$0
Fulton				\$0
Total				
State Total:				\$540,838

Congressional District as % of Georgia



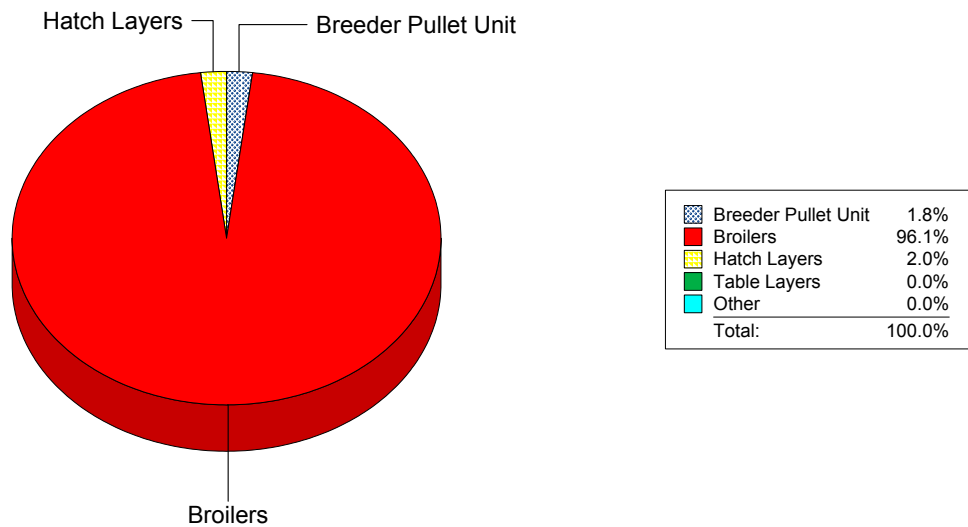
Poultry and Egg Farm Gate Value

Congressional District 6

\$ 25,960,156

2002 Poultry and Egg Farm Gate Value

Congressional District 6



Breeder Pullet Unit

County	No. Houses	Capacity	Price	Farm Gate Value
Cherokee	5	8,000	\$12.00	\$480,000
Cobb				\$0
Fulton				\$0
Total	5			\$480,000

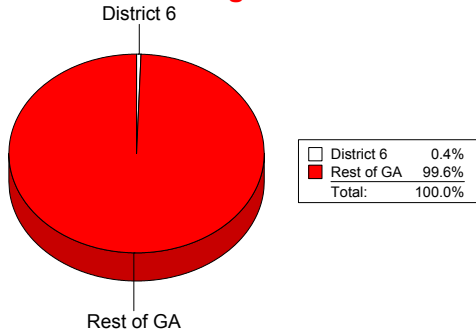
State Total: \$112,677,600

Table Layers

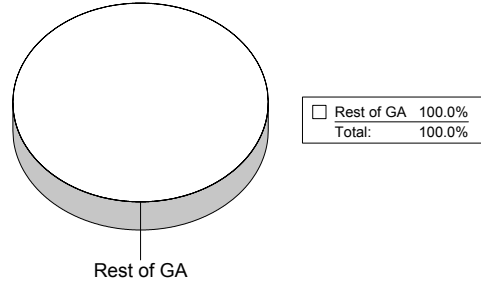
County	No. Houses	Capacity	Price	Farm Gate Value
Cherokee				\$0
Cobb				\$0
Fulton				\$0
Total				

State Total: \$105,584,794

Congressional District as % of Georgia



Congressional District as % of Georgia



Hatching Layers

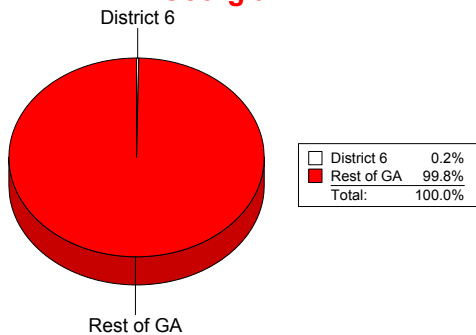
County	No. Houses	Capacity	Price	Farm Gate Value
Cherokee	3	6,000	\$29.00	\$522,000
Cobb				\$0
Fulton				\$0
Total	3			\$522,000

State Total: \$294,331,070

Other

County	No. Houses	Capacity	Price	Farm Gate Value
Cherokee				
Cobb				
Fulton				
Total				

Congressional District as % of Georgia

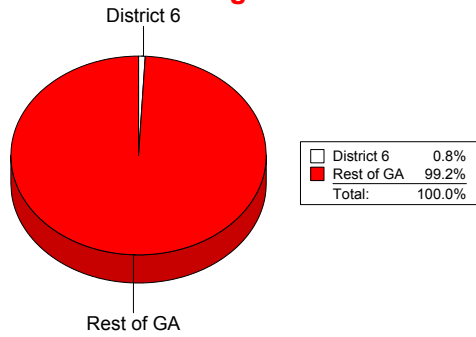


Broiler - Grower

County	No. Houses	Capacity	Price	Farm Gate Value
Cherokee	149	17,000	\$0.05	\$3,063,917
Cobb				\$0
Fulton				\$0
Total	149			\$3,063,917

State Total: \$394,473,388

Congressional District as % of Georgia

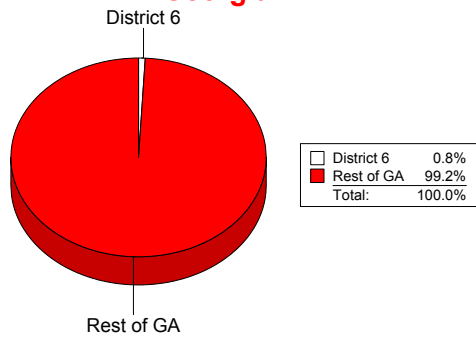


Broiler - Integrator

County	No. Houses	Capacity	Price	Farm Gate Value
Cherokee	149	17,000	\$0.34	21,894,239
Cobb				\$0
Fulton				\$0
Total	149			\$21,894,239

State Total: \$2,832,935,275

Congressional District as % of Georgia



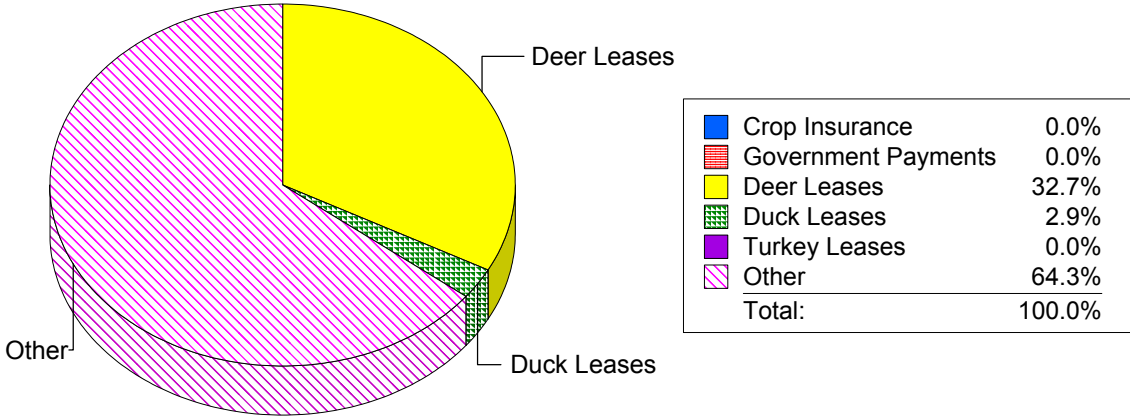
Other Farm Gate Value

Congressional District 6

\$ 34,210

2002 Other Farm Gate Value

Congressional District 6



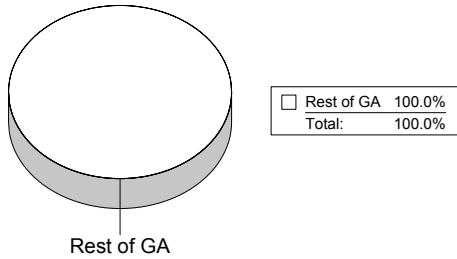
Crop Insurance

County	Farm Gate Value
Cherokee	\$0
Cobb	\$0
Fulton	\$0
Total	
State Total:	\$112,683,572

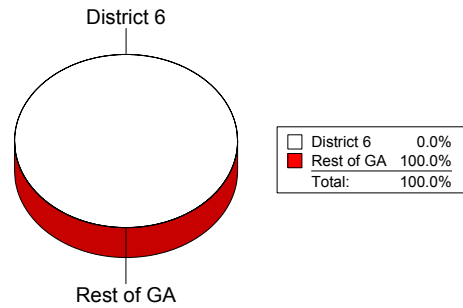
Hunting Leases - Deer

County	Acres	Price	Farm Gate Value
Cherokee			\$0
Cobb			\$0
Fulton	1,400	\$8.00	\$11,200
Total	1,400		\$11,200
State Total:			\$73,295,452

Congressional District as % of Georgia



Congressional District as % of Georgia



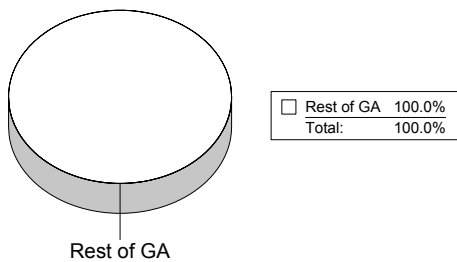
Government Payments

County	Farm Gate Value
Cherokee	\$0
Cobb	\$0
Fulton	\$0
Total	
State Total:	\$672,687,500

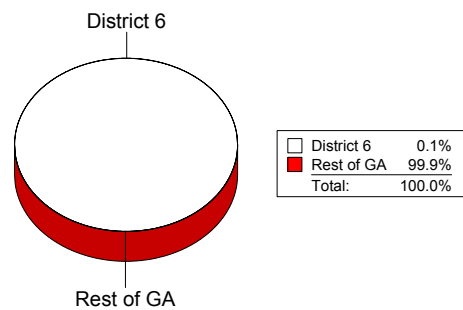
Hunting Leases - Duck

County	Acres	Price	Farm Gate Value
Cherokee	10	\$100.00	\$1,000
Cobb			\$0
Fulton			\$0
Total	10		\$1,000
State Total:			\$913,130

Congressional District as % of Georgia



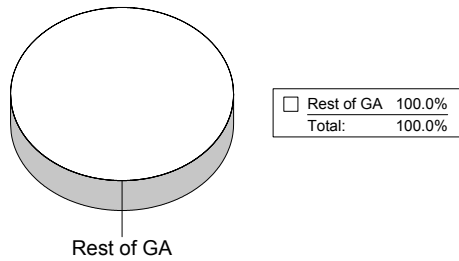
Congressional District as % of Georgia



Hunting Leases - Turkey

County	Acres	Price	Farm Gate Value
Cherokee			\$0
Cobb			\$0
Fulton			\$0
Total			
State Total:			\$4,322,936

Congressional District as % of Georgia



Other

County	Acres	Farm Gate Value
Cherokee		\$22,010
Cobb		
Fulton		
Total		\$22,010

Center for Agribusiness and Economic Development



The Center for Agribusiness and Economic Development is a unit of the College of Agricultural and Environmental Sciences of the University of Georgia, combining the missions of research and extension. The Center has among its objectives:

- < To provide feasibility and other short term studies for current or potential Georgia agribusiness firms and/or emerging food and fiber industries.
- < To provide agricultural, natural resource, and demographic data for private and public decision makers.

To find out more, visit our Web site at: <http://www.agecon.uga.edu/~caed/>

Or contact:

John McKissick, Coordinator
Center for Agribusiness and Economic Development
Lumpkin House
The University of Georgia
Athens, Georgia 30602-7509
Phone (706)542-0760
caed@agecon.uga.edu

The University of Georgia and Fort Valley State University, and the U.S. Department of Agriculture and counties of the state cooperating. The Cooperative Extension Service offers educational programs, assistance and materials to all people without regard to race, color, national origin, age, sex or disability.

An equal opportunity/affirmative action organization committed to a diverse work force.

July, 2003

Issued in furtherance of Cooperation Extension Acts of May 8 and June 30, 1914, the University of Georgia College of Agricultural and Environmental Sciences, and the U.S. Department of Agriculture Cooperating.

Gale Buchanan, Dean and Director