



---

# The University of Georgia

---

**Center for Agribusiness and Economic Development**

**College of Agricultural and Environmental Sciences**

---

## **U. S. Congressional District 5 2002 Farm Gate Value Report**

---

**Sue Boatright, Erin Bergstrom, and John McKissick  
Center for Agribusiness and Economic Development**

**July, 2003**

---



## TABLE OF CONTENTS

<b>DISTRICT SUMMARY .....</b>	<b>1</b>
<b>TOTAL FARM GATE VALUE .....</b>	<b>2</b>
<b>ROW &amp; FORAGE CROPS .....</b>	<b>3-7</b>
Barley .....	4
Corn .....	4
Cotton .....	4
Hay .....	4
Oats .....	5
Other .....	5
Peanuts .....	5
Rye .....	5
Silage .....	6
Sorghum .....	6
Soybeans .....	6
Straw .....	6
Tobacco .....	7
Wheat .....	7
<b>FRUITS &amp; NUTS .....</b>	<b>8-10</b>
Apples .....	9
Blueberries .....	9
Grapes .....	9
Other .....	9
Peaches .....	10
Pecans .....	10
Strawberries .....	10
<b>VEGETABLES .....</b>	<b>11-20</b>
Banana Peppers .....	12
Bell Peppers .....	12
Broccoli .....	12
Cabbage .....	12
Cantaloupe .....	13
Carrots .....	13
Collards .....	13
Cucumbers .....	13
Eggplant .....	14
English Peas .....	14
Green House .....	14
Green Onions .....	14
Hot Peppers .....	15
Irish Potatoes .....	15
Kale .....	15
Lettuce .....	15
Lima Beans .....	16
Mustard .....	16
Okra .....	16
Onions .....	16
Other .....	17
Pole Beans .....	17
Pumpkin .....	17
Snap Beans .....	17
Southern Peas .....	18
Spinach .....	18
Sweet Corn .....	18
Sweet Potatoes .....	18

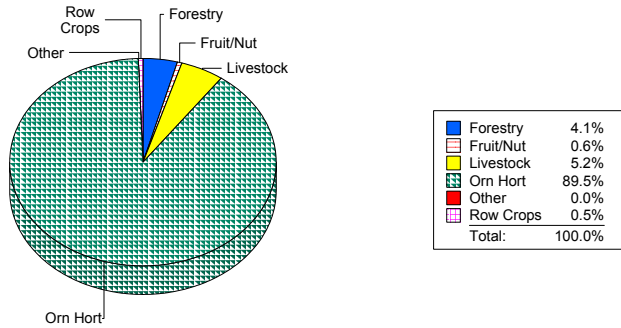
## TABLE OF CONTENTS

Tomato .....	19
Turnip Greens .....	19
Turnip Roots .....	19
Watermelon .....	19
Winter Squash .....	20
Yellow Squash .....	20
Zucchini .....	20
<b>ORNAMENTAL HORTICULTURE .....</b>	<b>21-23</b>
Container Nursery .....	22
Field Nursery .....	22
Greenhouse .....	22
Other .....	22
Turfgrass .....	23
<b>FORESTRY &amp; PRODUCTS .....</b>	<b>24-25</b>
Christmas Trees .....	25
Other .....	25
Pine Straw .....	25
Timber .....	25
<b>LIVESTOCK &amp; AQUACULTURE .....</b>	<b>26-30</b>
Beef Cattle Finished Outside County .....	27
Beef Cows .....	27
Beef Stockers .....	27
Catfish .....	27
Dairy .....	28
Goats .....	28
Horses Boarding, Breeding & Training .....	28
Horses Raised .....	28
Other .....	29
Pork Farrow to Finish .....	29
Pork Feeder .....	29
Pork Finishing .....	30
Quail .....	30
Sheep .....	30
<b>POULTRY &amp; EGGS .....</b>	<b>31-33</b>
Breeder Pullet Units .....	32
Hatching Layers .....	32
Table Layers .....	32
Other .....	32
Broiler Grower .....	33
Broiler Integrator .....	33
<b>OTHER INCOME .....</b>	<b>34-36</b>
Crop Insurance .....	35
Government Payments .....	35
Hunting Leases Deer .....	35
Hunting Leases Duck .....	35
Hunting Leases Turkey .....	36
Other .....	36

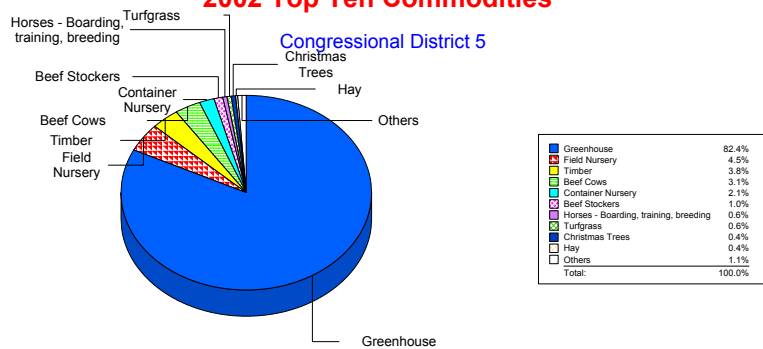
# Congressional District 5 2002 Farm Gate Summary

<u>County</u>	<u>Total Farm Gate Value</u>
Clayton	\$1,369,194
Cobb	\$2,072,970
DeKalb	\$2,568,000
Fulton	\$34,596,859

## 2002 Farm Gate Value by Category



## 2002 Top Ten Commodities



**Total:**   **\$40,607,023**

## Total Farm Gate Value 2002

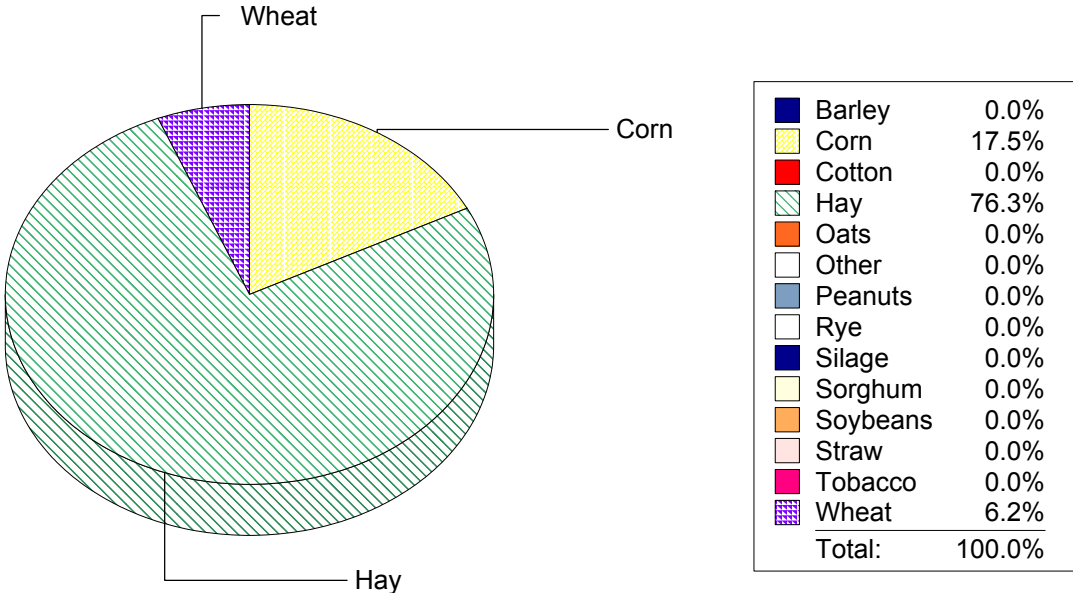
	Forestry and Related Products	Fruits and Nuts	Livestock and Aquaculture	Ornamental Horticulture	Other	Row and Forage Crops	Total
<b>Clayton</b>	\$115,500	\$0	\$326,814	\$925,680	\$1,200	\$0	<b>\$1,369,194</b>
<b>Cobb</b>	\$56,250	\$0	\$0	\$2,016,720	\$0	\$0	<b>\$2,072,970</b>
<b>DeKalb</b>	\$0	\$0	\$168,000	\$2,400,000	\$0	\$0	<b>\$2,568,000</b>
<b>Fulton</b>	\$1,511,637	\$250,352	\$1,608,644	\$31,018,336	\$11,200	\$196,690	<b>\$34,596,859</b>
<b>Total</b>	<b>\$1,683,387</b>	<b>\$250,352</b>	<b>\$2,103,458</b>	<b>\$36,360,736</b>	<b>\$12,400</b>	<b>\$196,690</b>	<b>\$40,607,023</b>

# Row and Forage Farm Gate Value

## Congressional District 5

\$ 196,690

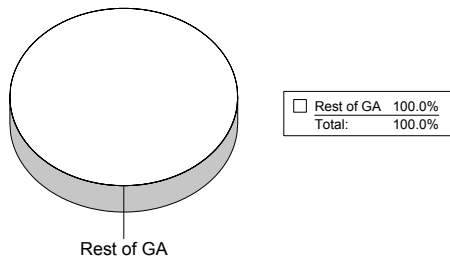
### Congressional District 1



## Barley

County	Acres	Yield	Price	Farm Gate Value
Clayton				\$0
Cobb				\$0
DeKalb				\$0
Fulton				\$0
<b>Total</b>				
<b>State Total:</b>				<b>\$149,097</b>

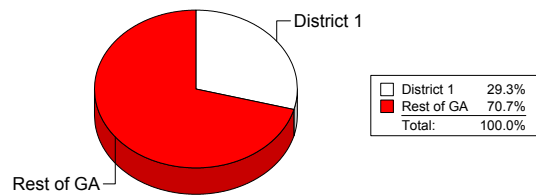
**Congressional District as % of Georgia**



## Cotton

County	Acres	Yield	Price	Farm Gate Value
Clayton				\$0
Cobb				\$0
DeKalb				\$0
Fulton				\$0
<b>Total</b>				
<b>State Total:</b>				<b>\$501,727,753</b>

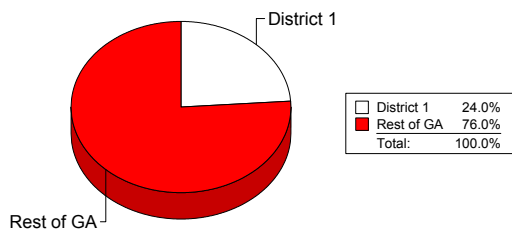
**Congressional District as % of Georgia**



## Corn

County	Acres	Yield	Price	Farm Gate Value
Clayton				\$0
Cobb				\$0
DeKalb				\$0
Fulton	200	65	\$2.65	\$34,450
<b>Total</b>	<b>200</b>			<b>\$34,450</b>
<b>State Total:</b>				<b>\$99,558,668</b>

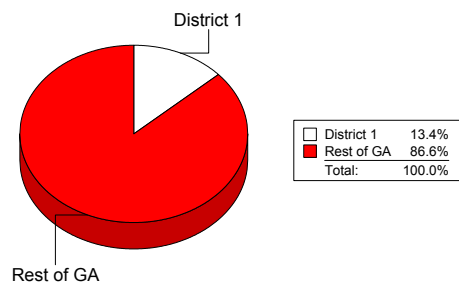
**Congressional District as % of Georgia**



## Hay

County	Acres	Yield	Price	Farm Gate Value
Clayton				\$0
Cobb				\$0
DeKalb				\$0
Fulton	1,000	3.0	\$60.00	\$150,000
<b>Total</b>	<b>1,000</b>			<b>\$150,000</b>
<b>State Total:</b>				<b>\$129,412,928</b>

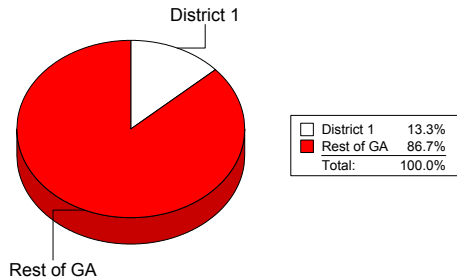
**Congressional District as % of Georgia**



## Oats

County	Acres	Yield	Price	Farm Gate Value
Clayton				\$0
Cobb				\$0
DeKalb				\$0
Fulton				\$0
<b>Total</b>				
<b>State Total:</b>				<b>\$10,574,566</b>

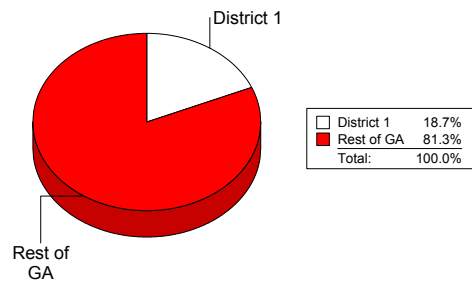
**Congressional District as % of Georgia**



## Peanuts

County	Acres	Yield	Price	Farm Gate Value
Clayton				\$0
Cobb				\$0
DeKalb				\$0
Fulton				\$0
<b>Total</b>				
<b>State Total:</b>				<b>\$232,193,157</b>

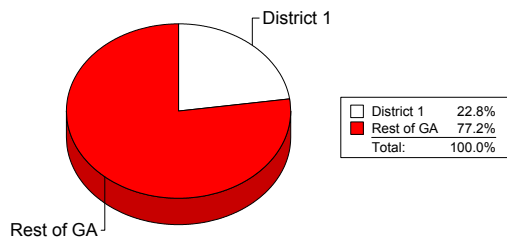
**Congressional District as % of Georgia**



## Other

County	Farm Gate Value
Clayton	
Cobb	
DeKalb	
Fulton	
<b>Total</b>	
<b>State Total:</b>	<b>\$98,635,112</b>

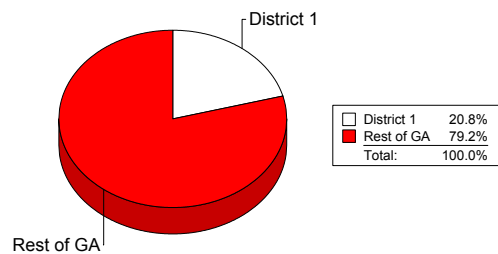
**Congressional District as % of Georgia**



## Rye

County	Acres	Yield	Price	Farm Gate Value
Clayton				\$0
Cobb				\$0
DeKalb				\$0
Fulton				\$0
<b>Total</b>				
<b>State Total:</b>				<b>\$23,553,092</b>

**Congressional District as % of Georgia**

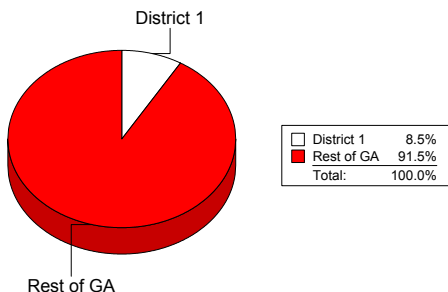




## Silage

County	Acres	Yield	Price	Farm Gate Value
Clayton				\$0
Cobb				\$0
DeKalb				\$0
Fulton				\$0
<b>Total</b>				
<b>State Total:</b>				<b>\$36,025,295</b>

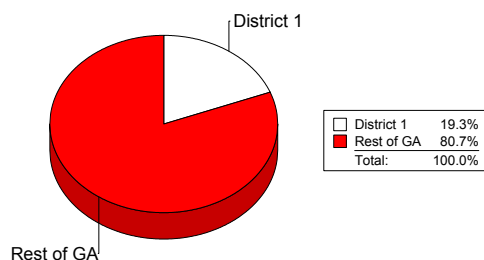
**Congressional District as % of Georgia**



## Soybeans

County	Acres	Yield	Price	Farm Gate Value
Clayton				\$0
Cobb				\$0
DeKalb				\$0
Fulton				\$0
<b>Total</b>				
<b>State Total:</b>				<b>\$19,980,989</b>

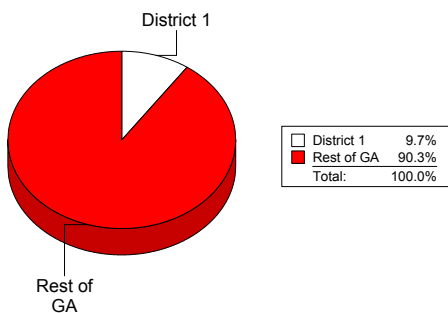
**Congressional District as % of Georgia**



## Sorghum

County	Acres	Yield	Price	Farm Gate Value
Clayton				\$0
Cobb				\$0
DeKalb				\$0
Fulton				\$0
<b>Total</b>				
<b>State Total:</b>				<b>\$4,336,179</b>

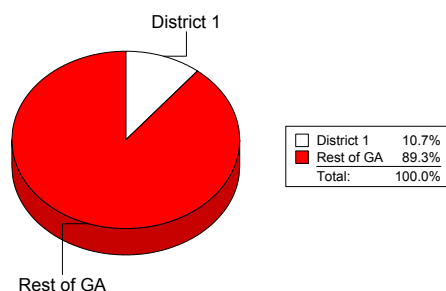
**Congressional District as % of Georgia**



## Straw

County	Acres	Yield	Price	Farm Gate Value
Clayton				\$0
Cobb				\$0
DeKalb				\$0
Fulton				\$0
<b>Total</b>				
<b>State Total:</b>				<b>\$19,395,801</b>

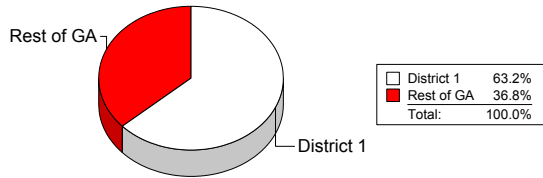
**Congressional District as % of Georgia**



## Tobacco

County	Acres	Yield	Price	Farm Gate Value
Clayton				\$0
Cobb				\$0
DeKalb				\$0
Fulton				\$0
<b>Total</b>				
<b>State Total:</b>				<b>\$110,267,030</b>

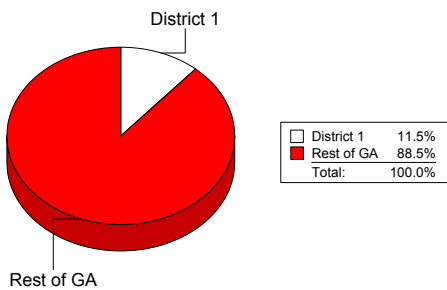
### Congressional District as % of Georgia



## Wheat

County	Acres	Yield	Price	Farm Gate Value
Clayton				\$0
Cobb				\$0
DeKalb				\$0
Fulton	80	45	\$3.40	\$12,240
<b>Total</b>	<b>80</b>			<b>\$12,240</b>
<b>State Total:</b>				<b>\$40,476,077</b>

### Congressional District as % of Georgia



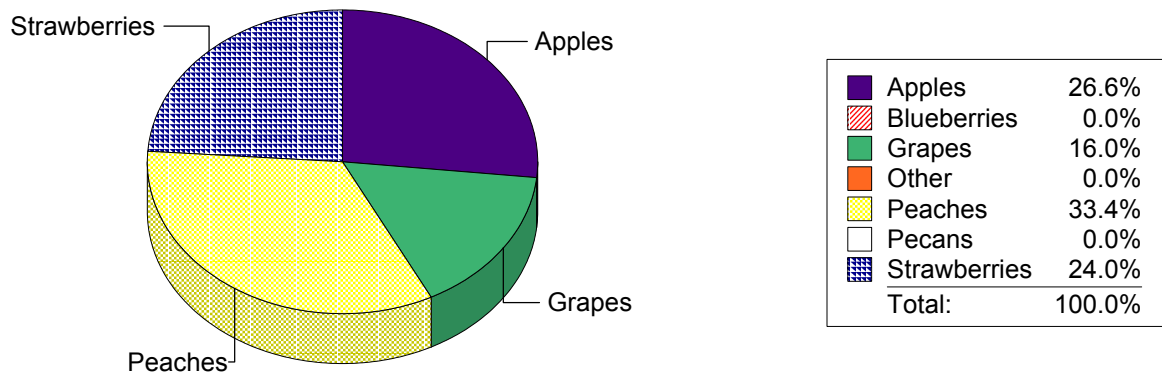
# Fruit and Nut Farm Gate Value

## Congressional District 5

\$ 250,352

### 2002 Fruit and Nut Farm Gate Value

Congressional District 5

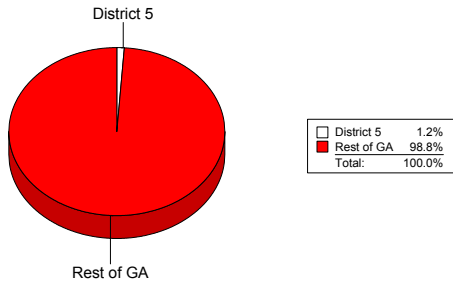


## Apples

County	Acres	Farm Gate Value
Clayton		\$0
Cobb		\$0
DeKalb		\$0
Fulton	25	\$66,500
<b>Total</b>	<b>25</b>	<b>\$66,500</b>

**State Total: \$5,658,128**

### Congressional District as % of Georgia

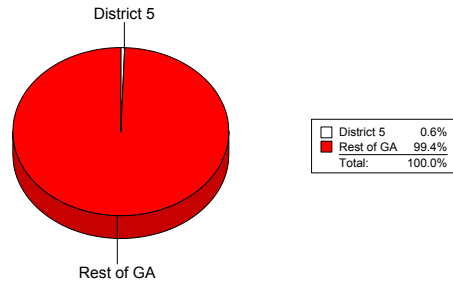


## Grapes

County	Acres	Farm Gate Value
Clayton		\$0
Cobb		\$0
DeKalb		\$0
Fulton	12	\$40,176
<b>Total</b>	<b>12</b>	<b>\$40,176</b>

**State Total: \$6,241,945**

### Congressional District as % of Georgia

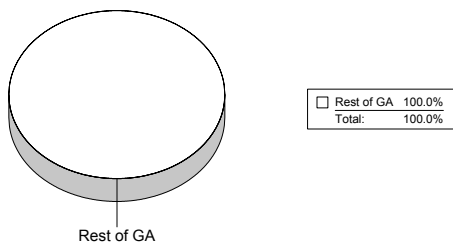


## Blueberries

County	Acres	Farm Gate Value
Clayton		\$0
Cobb		\$0
DeKalb		\$0
Fulton		\$0
<b>Total</b>		

**State Total: \$29,627,829**

### Congressional District as % of Georgia



## Other

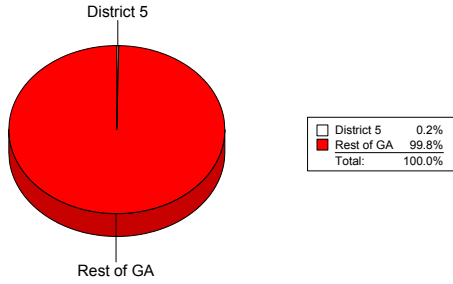
County	Farm Gate Value
Clayton	
Cobb	
DeKalb	
Fulton	
<b>Total</b>	

## Peaches

County	Acres	Farm Gate Value
Clayton		\$0
Cobb		\$0
DeKalb		\$0
Fulton	30	\$83,676
<b>Total</b>	<b>30</b>	<b>\$83,676</b>

**State Total: \$49,852,368**

### Congressional District as % of Georgia

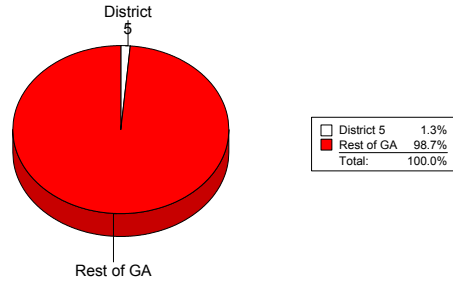


## Strawberries

County	Acres	Farm Gate Value
Clayton		\$0
Cobb		\$0
DeKalb		\$0
Fulton	4	\$60,000
<b>Total</b>	<b>4</b>	<b>\$60,000</b>

**State Total: \$4,492,716**

### Congressional District as % of Georgia

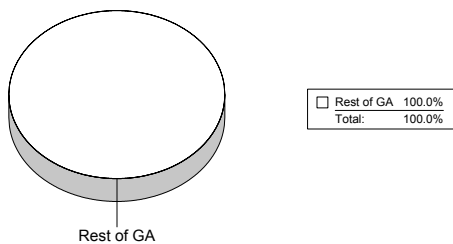


## Pecans

County	Acres	Farm Gate Value
Clayton		\$0
Cobb		\$0
DeKalb		\$0
Fulton		\$0
<b>Total</b>		

**State Total: \$45,814,273**

### Congressional District as % of Georgia



# Vegetable Farm Gate Value

## Congressional District 5

### 2002 Vegetable Farm Gate Value

Congressional District 5

Collards	0.0%
Irish Potatoes	0.0%
Lima Beans	0.0%
Cantaloupe	0.0%
Okra	0.0%
Snap Beans	0.0%
Southern Peas	0.0%
Sweet Corn	0.0%
Sweet Potatoes	0.0%
Tomato	0.0%
Turnip Greens	0.0%
Watermelon	0.0%
Others	0.0%
Total:	100.0%

## Banana Peppers

	Acres	Farm Gate Value
Clayton		\$0
Cobb		\$0
DeKalb		\$0
Fulton		\$0
<b>Total</b>		

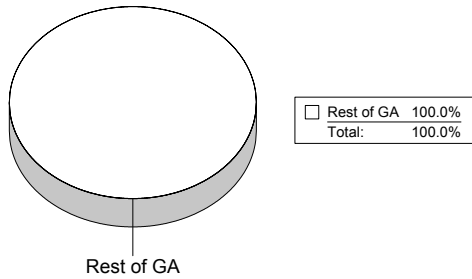
**State Total:** \$983,200

## Broccoli

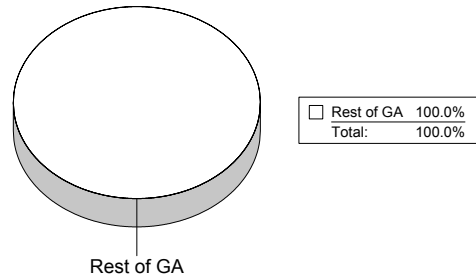
	Acres	Farm Gate Value
Clayton		\$0
Cobb		\$0
DeKalb		\$0
Fulton		\$0
<b>Total</b>		

**State Total:** \$284,925

### Congressional District as % of Georgia



### Congressional District as % of Georgia



## Bell Peppers

	Acres	Farm Gate Value
Clayton		\$0
Cobb		\$0
DeKalb		\$0
Fulton		\$0
<b>Total</b>		

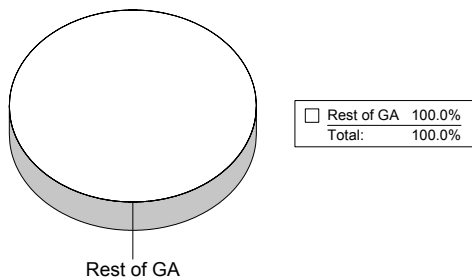
**State Total:** \$57,905,678

## Cabbage

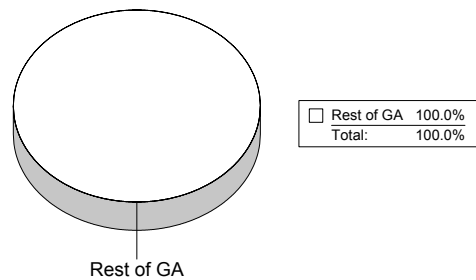
	Acres	Farm Gate Value
Clayton		\$0
Cobb		\$0
DeKalb		\$0
Fulton		\$0
<b>Total</b>		

**State Total:** \$39,226,040

### Congressional District as % of Georgia



### Congressional District as % of Georgia



## Cantaloupe

	Acres	Farm Gate Value
Clayton		\$0
Cobb		\$0
DeKalb		\$0
Fulton		\$0
<b>Total</b>		

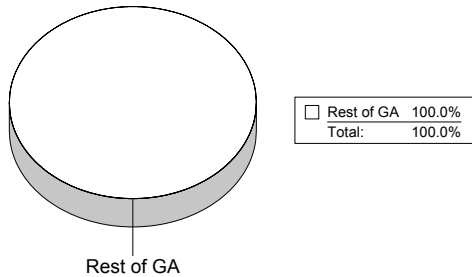
**State Total:** \$25,085,474

## Collards

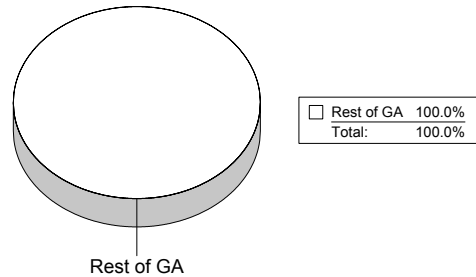
	Acres	Farm Gate Value
Clayton		\$0
Cobb		\$0
DeKalb		\$0
Fulton		\$0
<b>Total</b>		

**State Total:** \$22,561,442

### Congressional District as % of Georgia



### Congressional District as % of Georgia



## Carrots

	Acres	Farm Gate Value
Clayton		\$0
Cobb		\$0
DeKalb		\$0
Fulton		\$0
<b>Total</b>		

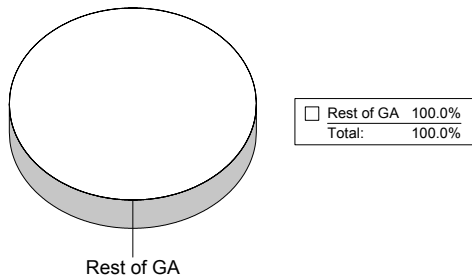
**State Total:** \$11,590,470

## Cucumbers

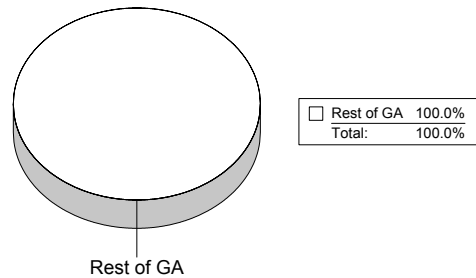
	Acres	Farm Gate Value
Clayton		\$0
Cobb		\$0
DeKalb		\$0
Fulton		\$0
<b>Total</b>		

**State Total:** \$48,314,695

### Congressional District as % of Georgia



### Congressional District as % of Georgia





### Eggplant

	Acres	Farm Gate Value
Clayton		\$0
Cobb		\$0
DeKalb		\$0
Fulton		\$0
<b>Total</b>		

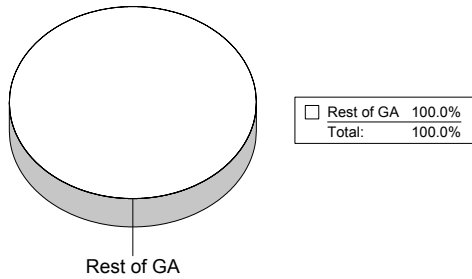
**State Total:** \$9,930,587

### Green House

	Acres	Farm Gate Value
Clayton		\$0
Cobb		\$0
DeKalb		\$0
Fulton		\$0
<b>Total</b>		

**State Total:**

### Congressional District as % of Georgia



### English Peas

	Acres	Farm Gate Value
Clayton		\$0
Cobb		\$0
DeKalb		\$0
Fulton		\$0
<b>Total</b>		

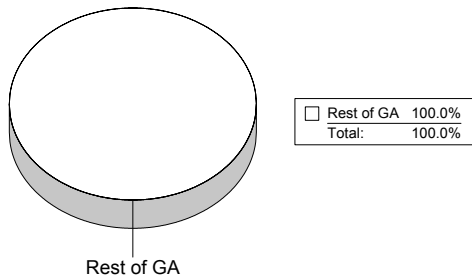
**State Total:** \$270,510

### Green Onions

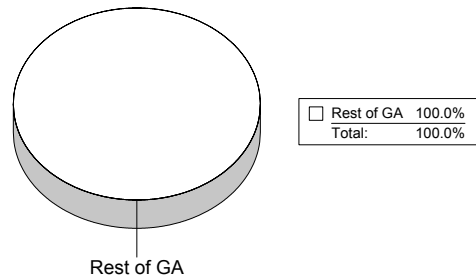
	Acres	Farm Gate Value
Clayton		\$0
Cobb		\$0
DeKalb		\$0
Fulton		\$0
<b>Total</b>		

**State Total:** \$2,015,000

### Congressional District as % of Georgia



### Congressional District as % of Georgia



## Hot Peppers

	Acres	Farm Gate Value
Clayton		\$0
Cobb		\$0
DeKalb		\$0
Fulton		\$0
<b>Total</b>		

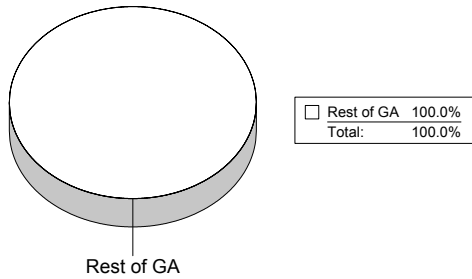
**State Total:** \$9,288,790

## Kale

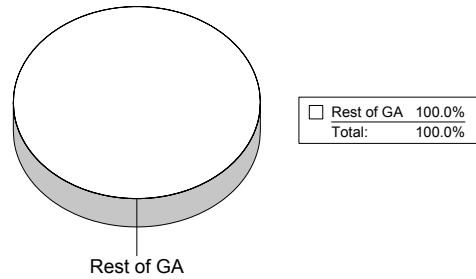
	Acres	Farm Gate Value
Clayton		\$0
Cobb		\$0
DeKalb		\$0
Fulton		\$0
<b>Total</b>		

**State Total:** \$2,148,249

### Congressional District as % of Georgia



### Congressional District as % of Georgia



## Irish Potatoes

	Acres	Farm Gate Value
Clayton		\$0
Cobb		\$0
DeKalb		\$0
Fulton		\$0
<b>Total</b>		

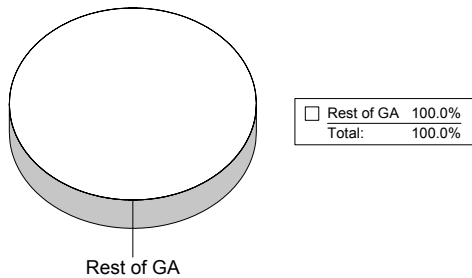
**State Total:** \$1,461,598

## Lettuce

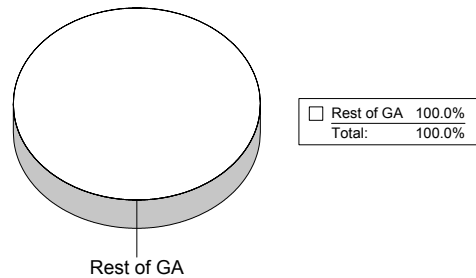
	Acres	Farm Gate Value
Clayton		\$0
Cobb		\$0
DeKalb		\$0
Fulton		\$0
<b>Total</b>		

**State Total:** \$435,000

### Congressional District as % of Georgia



### Congressional District as % of Georgia



## Lima Beans

	Acres	Farm Gate Value
Clayton		\$0
Cobb		\$0
DeKalb		\$0
Fulton		\$0
<b>Total</b>		

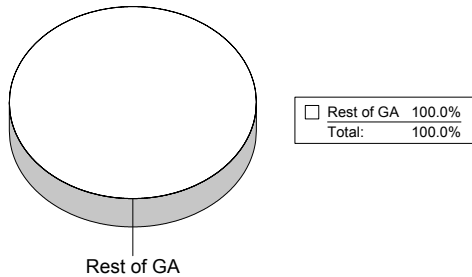
**State Total:** \$6,443,803

## Okra

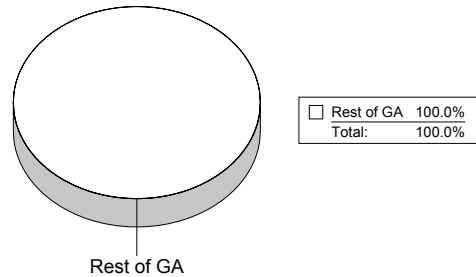
	Acres	Farm Gate Value
Clayton		\$0
Cobb		\$0
DeKalb		\$0
Fulton		\$0
<b>Total</b>		

**State Total:** \$891,816

### Congressional District as % of Georgia



### Congressional District as % of Georgia



## Mustard

	Acres	Farm Gate Value
Clayton		\$0
Cobb		\$0
DeKalb		\$0
Fulton		\$0
<b>Total</b>		

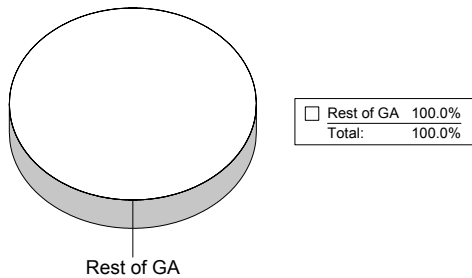
**State Total:** \$7,177,992

## Onions

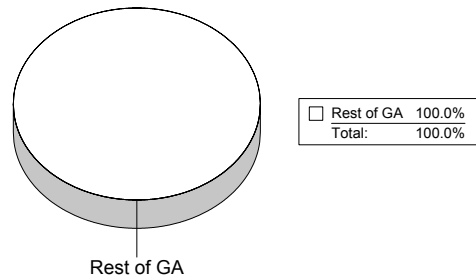
	Acres	Farm Gate Value
Clayton		\$0
Cobb		\$0
DeKalb		\$0
Fulton		\$0
<b>Total</b>		

**State Total:** \$70,459,800

### Congressional District as % of Georgia



### Congressional District as % of Georgia



## Other

Clayton  
Cobb  
DeKalb  
Fulton  
Total

Farm Gate  
Value

## Pumpkin

Clayton  
Cobb  
DeKalb  
Fulton  
Total

Acres

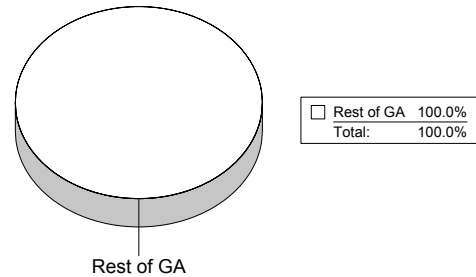
Farm Gate  
Value

\$0  
\$0  
\$0  
\$0

State Total:

\$1,930,630

### Congressional District as % of Georgia



## Pole Beans

Clayton  
Cobb  
DeKalb  
Fulton  
Total

Acres

Farm Gate  
Value

\$0  
\$0  
\$0  
\$0

## Snap Beans

Clayton  
Cobb  
DeKalb  
Fulton  
Total

Acres

Farm Gate  
Value

\$0  
\$0  
\$0  
\$0

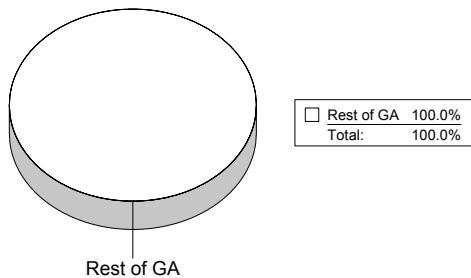
State Total:

\$2,601,245

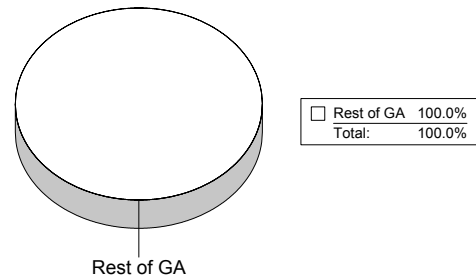
State Total:

\$39,057,905

### Congressional District as % of Georgia



### Congressional District as % of Georgia



### Southern Peas

	Acres	Farm Gate Value
Clayton		\$0
Cobb		\$0
DeKalb		\$0
Fulton		\$0
<b>Total</b>		

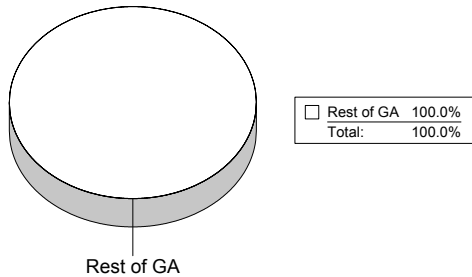
**State Total:** \$7,136,875

### Sweet Corn

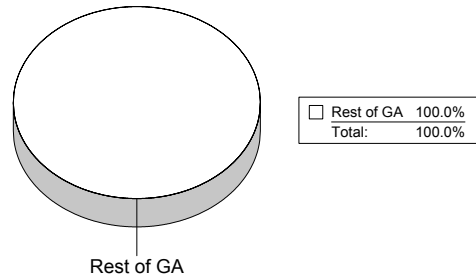
	Acres	Farm Gate Value
Clayton		\$0
Cobb		\$0
DeKalb		\$0
Fulton		\$0
<b>Total</b>		

**State Total:** \$67,515,919

### Congressional District as % of Georgia



### Congressional District as % of Georgia



### Spinach

	Acres	Farm Gate Value
Clayton		\$0
Cobb		\$0
DeKalb		\$0
Fulton		\$0
<b>Total</b>		

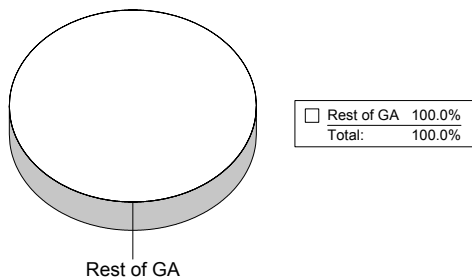
**State Total:** \$330,000

### Sweet Potatoes

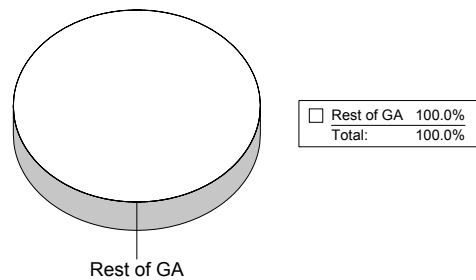
	Acres	Farm Gate Value
Clayton		\$0
Cobb		\$0
DeKalb		\$0
Fulton		\$0
<b>Total</b>		

**State Total:** \$2,208,743

### Congressional District as % of Georgia



### Congressional District as % of Georgia



## Tomato

	Acres	Farm Gate Value
Clayton		\$0
Cobb		\$0
DeKalb		\$0
Fulton		\$0
<b>Total</b>		

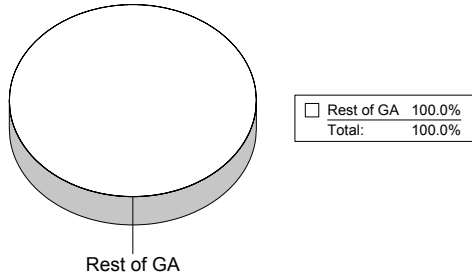
**State Total:** \$54,509,572

## Turnip Roots

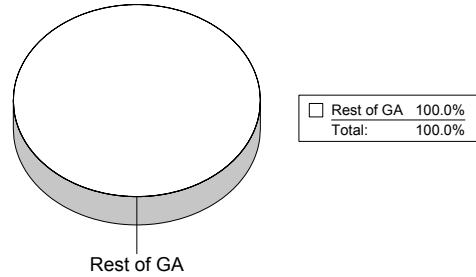
	Acres	Farm Gate Value
Clayton		\$0
Cobb		\$0
DeKalb		\$0
Fulton		\$0
<b>Total</b>		

**State Total:** \$308,280

### Congressional District as % of Georgia



### Congressional District as % of Georgia



## Turnip Greens

	Acres	Farm Gate Value
Clayton		\$0
Cobb		\$0
DeKalb		\$0
Fulton		\$0
<b>Total</b>		

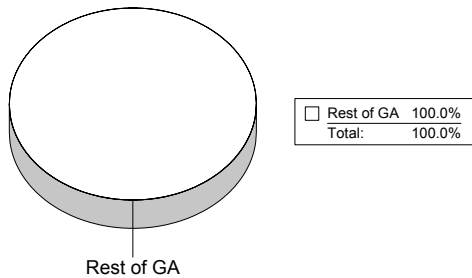
**State Total:** \$13,194,697

## Watermelon

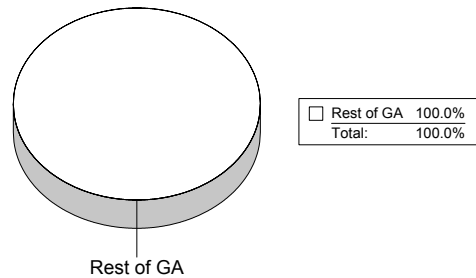
	Acres	Farm Gate Value
Clayton		\$0
Cobb		\$0
DeKalb		\$0
Fulton		\$0
<b>Total</b>		

**State Total:** \$94,778,608

### Congressional District as % of Georgia



### Congressional District as % of Georgia



## Winter Squash

	Acres	Farm Gate Value
Clayton		\$0
Cobb		\$0
DeKalb		\$0
Fulton		\$0
<b>Total</b>		

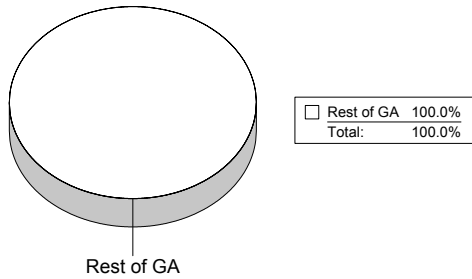
**State Total:** \$957,047

## Zucchini

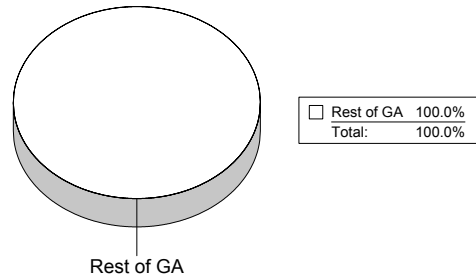
	Acres	Farm Gate Value
Clayton		\$0
Cobb		\$0
DeKalb		\$0
Fulton		\$0
<b>Total</b>		

**State Total:** \$20,075,136

### Congressional District as % of Georgia



### Congressional District as % of Georgia

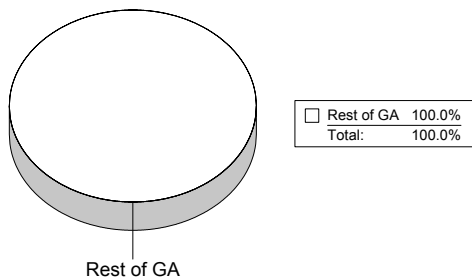


## Yellow Squash

	Acres	Farm Gate Value
Clayton		\$0
Cobb		\$0
DeKalb		\$0
Fulton		\$0
<b>Total</b>		

**State Total:** \$35,632,938

### Congressional District as % of Georgia

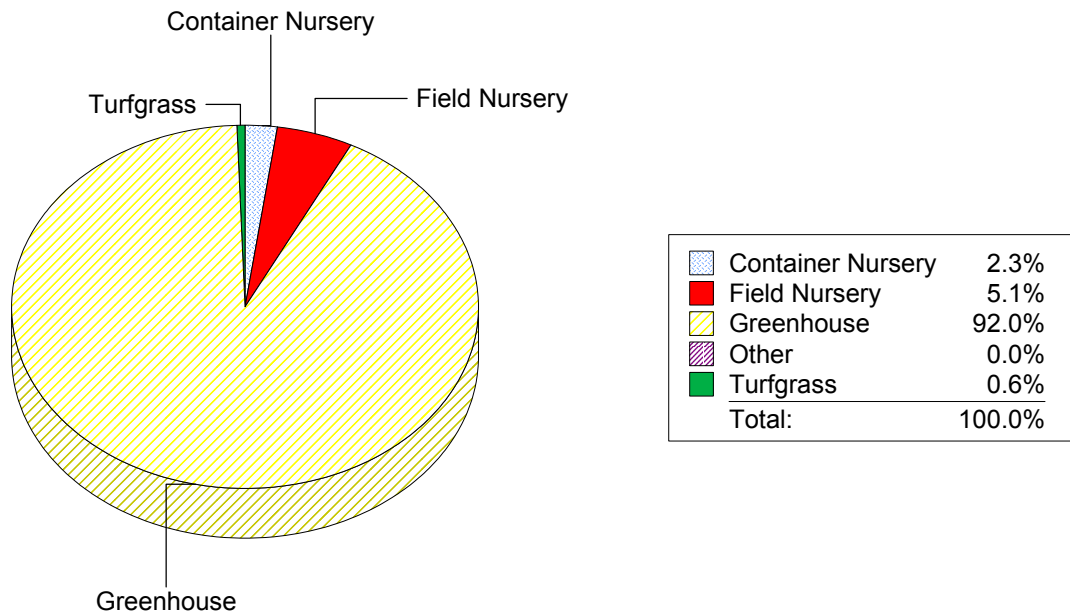


# Ornamental Horticulture Farm Gate Value

## Congressional District 5

\$ 36,360,736

### 2002 Ornamental Horticulture Farm Gate Value Congressional District 5





### Container Nursery

County	Acres	Price	Farm Gate Value
Clayton	6	\$42,200	\$253,200
Cobb			\$0
DeKalb			\$0
Fulton	14	\$42,200	\$590,800
<b>Total</b>	<b>20</b>		<b>\$844,000</b>

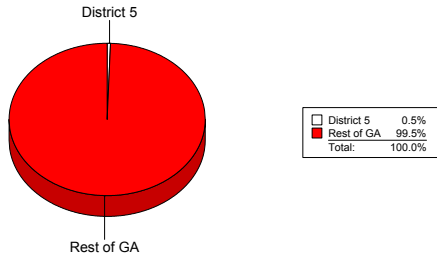
**State Total: \$169,155,750**

### Greenhouse

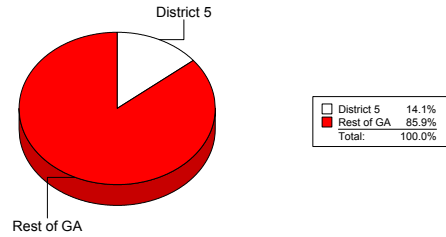
County	Sq Ft	Price	Farm Gate Value
Clayton	20,000	\$12.00	\$240,000
Cobb	167,000	\$12.00	\$2,004,000
DeKalb	200,000	\$12.00	\$2,400,000
Fulton	2,400,000	\$12.00	\$28,800,000
<b>Total</b>	<b>2,787,000</b>		<b>\$33,444,000</b>

**State Total: \$236,478,664**

**Congressional District as % of Georgia**



**Congressional District as % of Georgia**



### Field Nursery

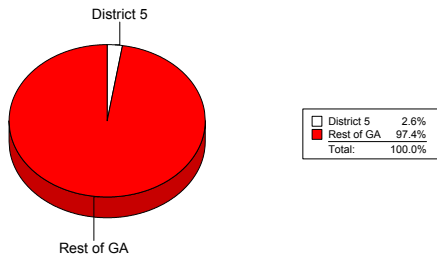
County	Acres	Price	Farm Gate Value
Clayton	34	\$12,720	\$432,480
Cobb	1	\$12,720	\$12,720
DeKalb			\$0
Fulton	110	\$12,720	\$1,399,200
<b>Total</b>	<b>145</b>		<b>\$1,844,400</b>

**State Total: \$71,216,736**

### Other

County	Acres	Price	Farm Gate Value
Clayton			
Cobb			
DeKalb			
Fulton			
<b>Total</b>			

**Congressional District as % of Georgia**

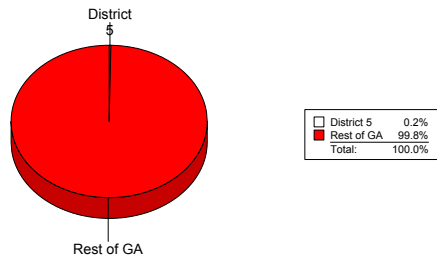


## Turfgrass

County	Acres	Harvest Rate	Price	Farm Gate Value
Clayton				\$0
Cobb				\$0
DeKalb				\$0
Fulton	80	0.67	\$4,260	\$228,336
<b>Total</b>	<b>80</b>			<b>\$228,336</b>

**State Total: \$122,182,594**

### Congressional District as % of Georgia



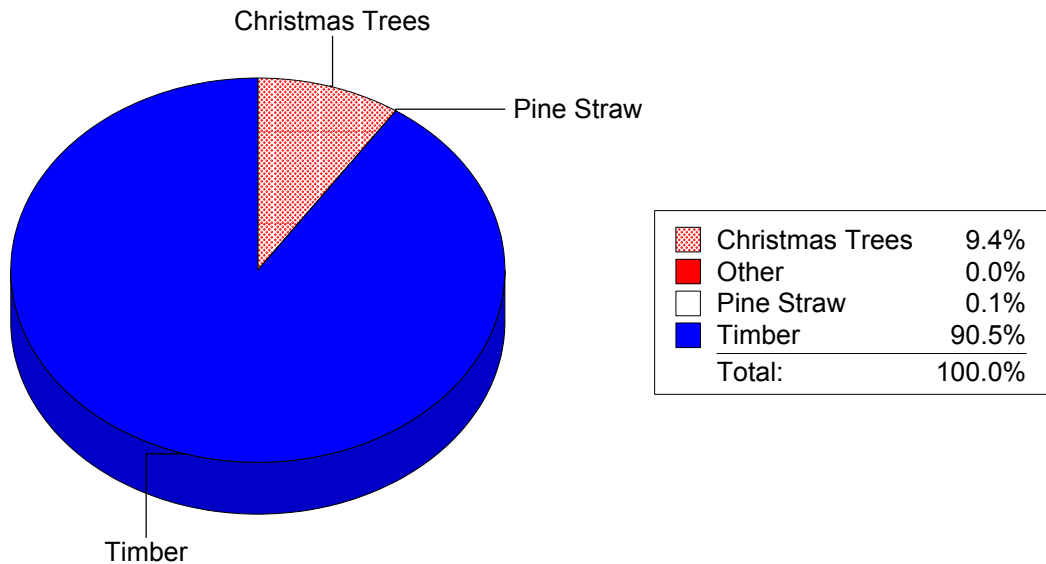
# Forest Products Farm Gate Value

## Congressional District 5

\$ 1,683,387

### 2002 Forestry Products Farm Gate Value

Congressional District 5



### Christmas Trees

County	Acres	Harvest Rate	Price	Farm Gate Value
Clayton	10	0.25	\$15,000	\$37,500
Cobb	15	0.25	\$15,000	\$56,250
DeKalb				\$0
Fulton	17	0.25	\$15,000	\$63,750
<b>Total</b>	<b>42</b>			<b>\$157,500</b>

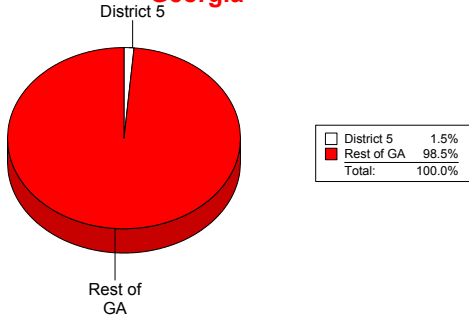
**State Total:** \$10,537,125

### Pine Straw

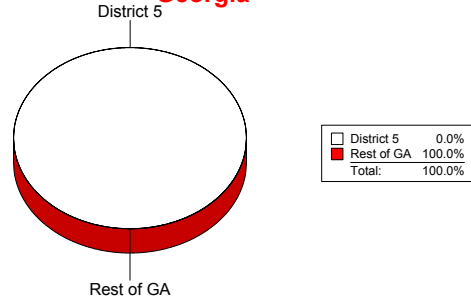
County	Acres	Price	Farm Gate Value
Clayton			\$0
Cobb			\$0
DeKalb			\$0
Fulton	45	\$45	\$2,025
<b>Total</b>	<b>45</b>		<b>\$2,025</b>

**State Total:** \$22,370,165

**Congressional District as % of Georgia**



**Congressional District as % of Georgia**



### Other

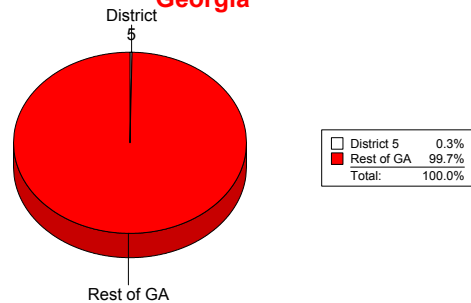
County	Farm Gate Value
Clayton	
Cobb	
DeKalb	
Fulton	
<b>Total</b>	

### Timber

County	Farm Gate Value
Clayton	\$78,000
Cobb	\$0
DeKalb	\$0
Fulton	\$1,445,862
<b>Total</b>	<b>\$1,523,862</b>

**State Total:** \$561,667,326

**Congressional District as % of Georgia**



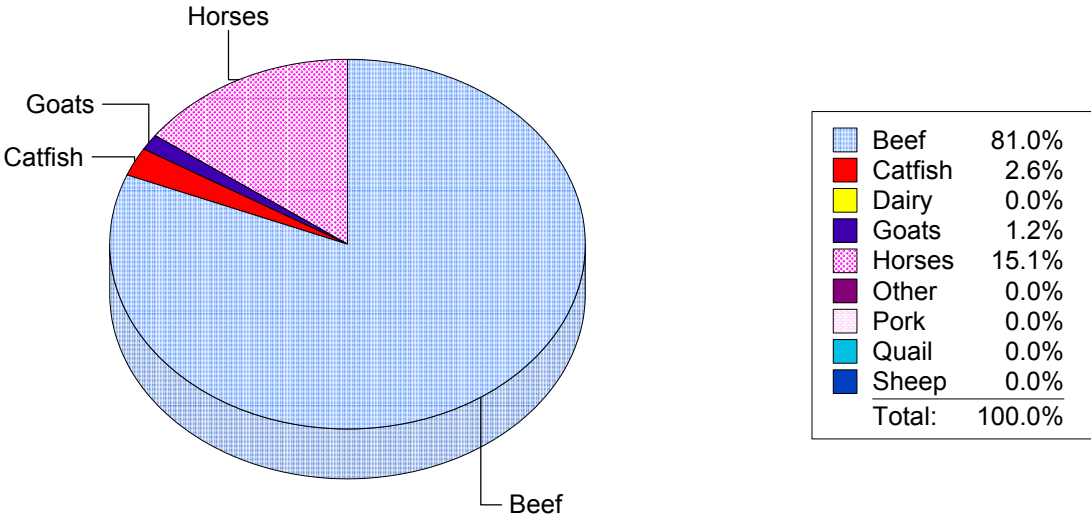
# Livestock and Aquaculture Farm Gate Value

## Congressional District 5

\$ 2,103,458

### 2002 Livestock and Aquaculture Farm Gate Value

#### Congressional District 5



### Beef Cattle Finished Outside Co

County	Head	Prod/Head	Price	Farm Gate Value
Clayton				\$0
Cobb				\$0
DeKalb				\$0
Fulton				\$0
<b>Total</b>				

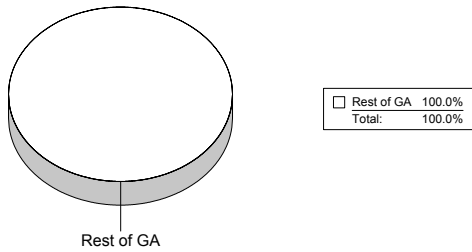
**State Total: \$11,082,470**

### Beef Stockers

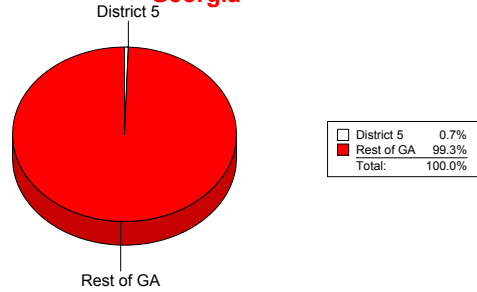
County	Head	Prod/Head	Price	Farm Gate Value
Clayton	230	300	\$0.70	\$48,300
Cobb				\$0
DeKalb				\$0
Fulton	1,800	300	\$0.70	\$378,000
<b>Total</b>	<b>2,030</b>			<b>\$426,300</b>

**State Total: \$63,644,445**

**Congressional District as % of Georgia**



**Congressional District as % of Georgia**



### Beef Cows

County	Head	Prod/Head	Price	Farm Gate Value
Clayton	400	373.5	\$0.81	\$121,014
Cobb				\$0
DeKalb				\$0
Fulton	3,826	373.5	\$0.81	\$1,157,499
<b>Total</b>	<b>4,226</b>			<b>\$1,278,513</b>

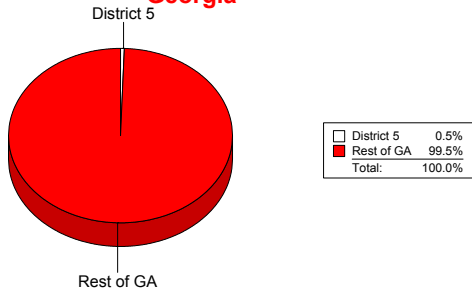
**State Total: \$242,784,095**

### Catfish

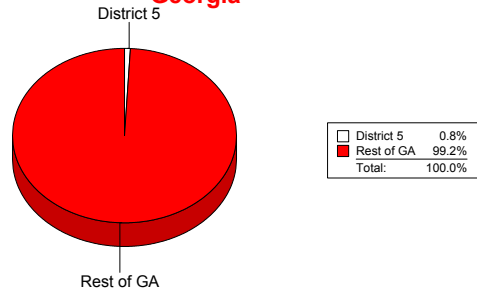
County	Head	Prod/Head	Price	Farm Gate Value
Clayton				\$0
Cobb				\$0
DeKalb				\$0
Fulton	22	2,150	\$1.15	\$54,395
<b>Total</b>	<b>22</b>			<b>\$54,395</b>

**State Total: \$6,586,589**

**Congressional District as % of Georgia**



**Congressional District as % of Georgia**



### Dairy

County	Head	Prod/Head	Price	Farm Gate Value
Clayton				\$0
Cobb				\$0
DeKalb				\$0
Fulton				\$0
<b>Total</b>				

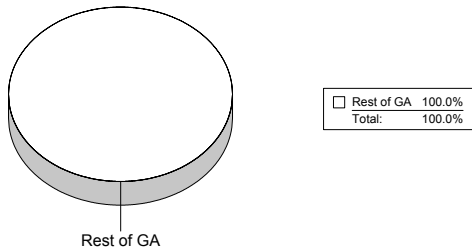
**State Total: \$245,914,009**

### Horses - Boarding, training, breeding

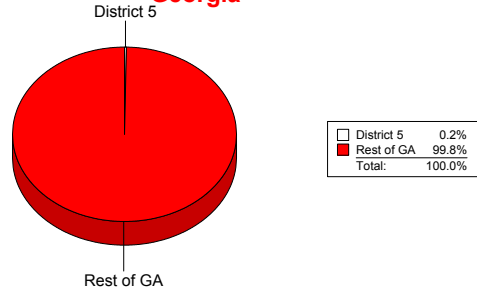
County	Head	Prod/Head	Price	Farm Gate Value
Clayton	30		\$3,000	\$90,000
Cobb				\$0
DeKalb	56		\$3,000	\$168,000
Fulton				\$0
<b>Total</b>	<b>86</b>			<b>\$258,000</b>

**State Total: \$152,176,000**

**Congressional District as % of Georgia**



**Congressional District as % of Georgia**



### Goats

County	Head	Prod/Head	Price	Farm Gate Value
Clayton	120	1.25	\$50.00	\$7,500
Cobb				\$0
DeKalb				\$0
Fulton	300	1.25	\$50.00	\$18,750
<b>Total</b>	<b>420</b>			<b>\$26,250</b>

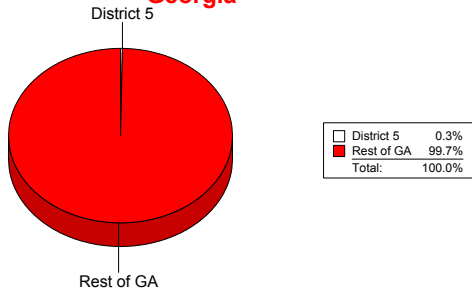
**State Total: \$7,687,000**

### Horses - Raised

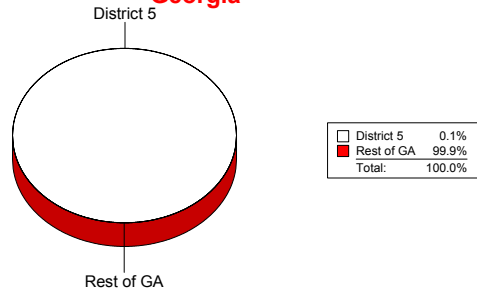
County	Head	Prod/Head	Price	Farm Gate Value
Clayton	30		\$2,000	\$60,000
Cobb				\$0
DeKalb				\$0
Fulton				\$0
<b>Total</b>	<b>30</b>			<b>\$60,000</b>

**State Total: \$95,398,000**

**Congressional District as % of Georgia**



**Congressional District as % of Georgia**



**Other**

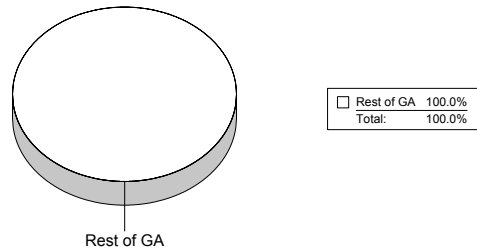
County	Head	Prod/Head	Price	Farm Gate Value
Clayton				
Cobb				
DeKalb				
Fulton				
<b>Total</b>				

**Pork - Feeder pigs**

County	Head	Prod/Head	Price	Farm Gate Value
Clayton				\$0
Cobb				\$0
DeKalb				\$0
Fulton				\$0
<b>Total</b>				

**State Total: \$22,064,025**

**Congressional District as % of Georgia**



**Pork - Farrow to finish**

County	Head	Prod/Head	Price	Farm Gate Value
Clayton				\$0
Cobb				\$0
DeKalb				\$0
Fulton				\$0
<b>Total</b>				

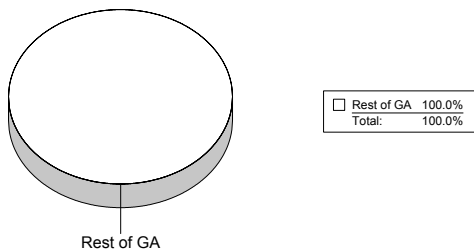
**State Total: \$34,808,279**

**Pork - Finishing only**

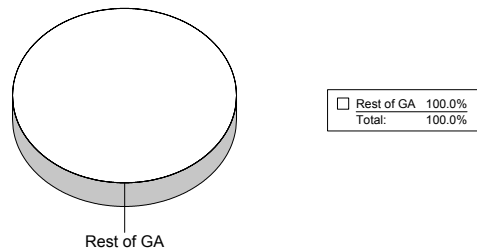
County	# Houses	Head	Prod/Head	Price	Farm Gate Value
Clayton					\$0
Cobb					\$0
DeKalb					\$0
Fulton					\$0
<b>Total</b>					

**State Total: \$23,166,466**

**Congressional District as % of Georgia**



**Congressional District as % of Georgia**

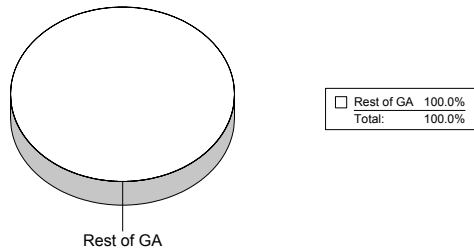




## Quail

County	Head	Prod/ Head	Price	Farm Gate Value
Clayton				\$0
Cobb				\$0
DeKalb				\$0
Fulton				\$0
<b>Total</b>				
<b>State Total:</b>				<b>\$9,632,100</b>

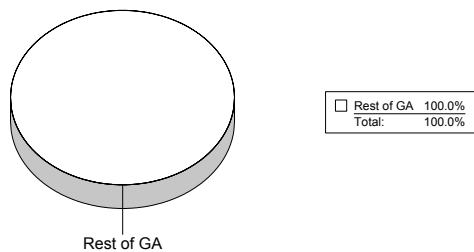
### Congressional District as % of Georgia



## Sheep

County	Head	Prod/ Head	Price	Farm Gate Value
Clayton				\$0
Cobb				\$0
DeKalb				\$0
Fulton				\$0
<b>Total</b>				
<b>State Total:</b>				<b>\$540,838</b>

### Congressional District as % of Georgia








# Poultry and Egg Farm Gate Value

## Congressional District 5

### 2002 Poultry and Egg Farm Gate Value

Congressional District 5

	Breeder Pullet Unit	0.0%
	Broilers	0.0%
	Hatch Layers	0.0%
	Table Layers	0.0%
	Other	0.0%
Total:		100.0%

### Breeder Pullet Unit

County	No. Houses	Capacity	Price	Farm Gate Value
Clavton				\$0
Cobb				\$0
DeKalb				\$0
Fulton				\$0
<b>Total</b>				

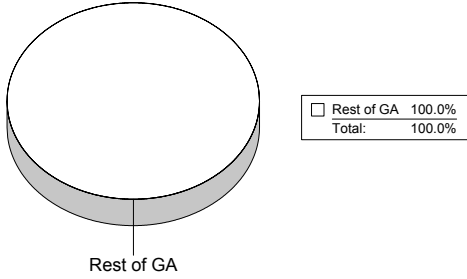
**State Total: \$112,677,600**

### Table Layers

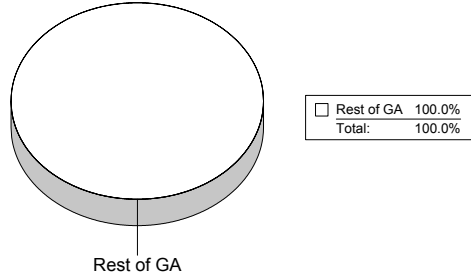
County	No. Houses	Capacity	Price	Farm Gate Value
Clavton				\$0
Cobb				\$0
DeKalb				\$0
Fulton				\$0
<b>Total</b>				

**State Total: \$105,584,794**

**Congressional District as % of Georgia**



**Congressional District as % of Georgia**



### Hatching Layers

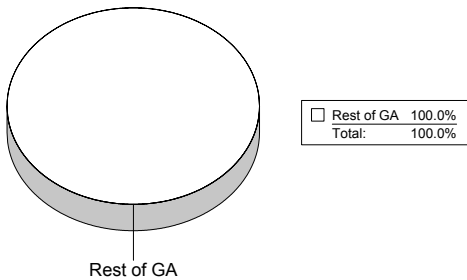
County	No. Houses	Capacity	Price	Farm Gate Value
Clavton				\$0
Cobb				\$0
DeKalb				\$0
Fulton				\$0
<b>Total</b>				

**State Total: \$294,331,070**

### Other

County	No. Houses	Capacity	Price	Farm Gate Value
Clavton				
Cobb				
DeKalb				
Fulton				
<b>Total</b>				

**Congressional District as % of Georgia**

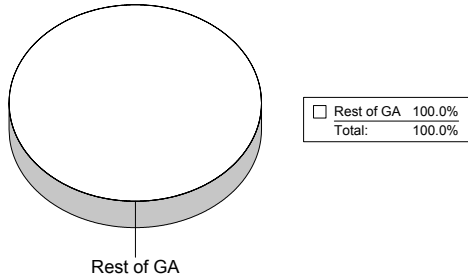


## Broiler - Grower

County	No. Houses	Capacity	Price	Farm Gate Value
Clavton				\$0
Cobb				\$0
DeKalb				\$0
Fulton				\$0
<b>Total</b>				

**State Total:** \$394,473,388

### Congressional District as % of Georgia

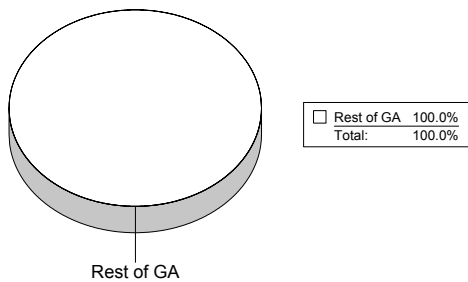


## Broiler - Integrator

County	No. Houses	Capacity	Price	Farm Gate Value
Clavton				\$0
Cobb				\$0
DeKalb				\$0
Fulton				\$0
<b>Total</b>				

**State Total:** \$2,832,935,275

### Congressional District as % of Georgia



# Other Farm Gate Value

## Congressional District 5

\$ 12,400

### 2002 Other Farm Gate Value

Congressional District 5



Crop Insurance	0.0%
Government Payments	0.0%
Deer Leases	100.0%
Duck Leases	0.0%
Turkey Leases	0.0%
Other	0.0%
Total:	100.0%

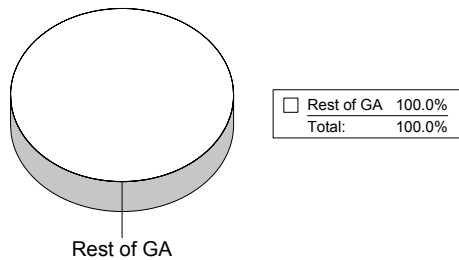
### Crop Insurance

County	Farm Gate Value
Clayton	\$0
Cobb	\$0
DeKalb	\$0
Fulton	\$0
<b>Total</b>	
<b>State Total:</b>	<b>\$112,683,572</b>

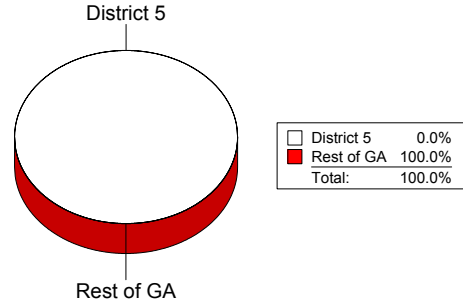
### Hunting Leases - Deer

County	Acres	Price	Farm Gate Value
Clayton	150	\$8.00	\$1,200
Cobb			\$0
DeKalb			\$0
Fulton	1,400	\$8.00	\$11,200
<b>Total</b>	<b>1,550</b>		<b>\$12,400</b>
<b>State Total:</b>			<b>\$73,295,452</b>

**Congressional District as % of Georgia**



**Congressional District as % of Georgia**



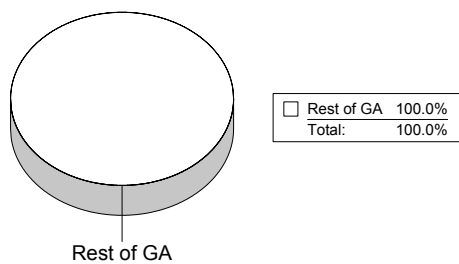
### Government Payments

County	Farm Gate Value
Clayton	\$0
Cobb	\$0
DeKalb	\$0
Fulton	\$0
<b>Total</b>	
<b>State Total:</b>	<b>\$672,687,500</b>

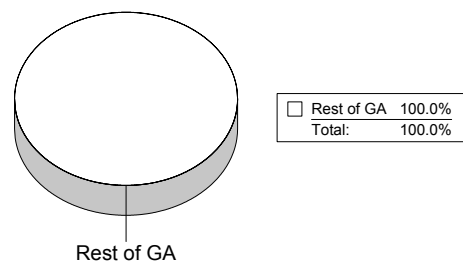
### Hunting Leases - Duck

County	Acres	Price	Farm Gate Value
Clayton			\$0
Cobb			\$0
DeKalb			\$0
Fulton			\$0
<b>Total</b>			
<b>State Total:</b>			<b>\$913,130</b>

**Congressional District as % of Georgia**



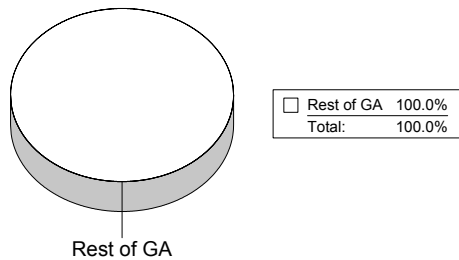
**Congressional District as % of Georgia**



## Hunting Leases - Turkey

County	Acres	Price	Farm Gate Value
<b>Clayton</b>			\$0
<b>Cobb</b>			\$0
<b>DeKalb</b>			\$0
<b>Fulton</b>			\$0
<b>Total</b>			
<b>State Total:</b>			<b>\$4,322,936</b>

## Congressional District as % of Georgia



## Other

County	Acres	Farm Gate Value
<b>Clayton</b>		
<b>Cobb</b>		
<b>DeKalb</b>		
<b>Fulton</b>		
<b>Total</b>		

# Center for Agribusiness and Economic Development



The Center for Agribusiness and Economic Development is a unit of the College of Agricultural and Environmental Sciences of the University of Georgia, combining the missions of research and extension. The Center has among its objectives:

- < To provide feasibility and other short term studies for current or potential Georgia agribusiness firms and/or emerging food and fiber industries.
- < To provide agricultural, natural resource, and demographic data for private and public decision makers.

To find out more, visit our Web site at: <http://www.agecon.uga.edu/~caed/>

Or contact:

John McKissick, Coordinator  
Center for Agribusiness and Economic Development  
Lumpkin House  
The University of Georgia  
Athens, Georgia 30602-7509  
Phone (706)542-0760  
[caed@agecon.uga.edu](mailto:caed@agecon.uga.edu)

The University of Georgia and Fort Valley State University, and the U.S. Department of Agriculture and counties of the state cooperating. The Cooperative Extension Service offers educational programs, assistance and materials to all people without regard to race, color, national origin, age, sex or disability.

An equal opportunity/affirmative action organization committed to a diverse work force.

---

**July, 2003**

---

Issued in furtherance of Cooperation Extension Acts of May 8 and June 30, 1914, the University of Georgia College of Agricultural and Environmental Sciences, and the U.S. Department of Agriculture Cooperating.

Gale Buchanan, Dean and Director