



The University of Georgia

Center for Agribusiness and Economic Development

College of Agricultural and Environmental Sciences

U. S. Congressional District 2 2002 Farm Gate Value Report

**Sue Boatright, Erin Bergstrom, and John McKissick
Center for Agribusiness and Economic Development**

July, 2003



TABLE OF CONTENTS

DISTRICT SUMMARY	1
TOTAL FARM GATE VALUE	2
ROW & FORAGE CROPS	3-10
Barley	4
Corn	4
Cotton	5
Hay	5
Oats	6
Other	6
Peanuts	7
Rye	7
Silage	8
Sorghum	8
Soybeans	9
Straw	9
Tobacco	10
Wheat	10
FRUITS & NUTS	11-15
Apples	12
Blueberries	12
Grapes	13
Other	13
Peaches	14
Pecans	14
Strawberries	15
VEGETABLES	16-34
Banana Peppers	17
Bell Peppers	17
Broccoli	18
Cabbage	18
Cantaloupe	19
Carrots	19
Collards	20
Cucumbers	20
Eggplant	21
English Peas	21
Green House	22
Green Onions	22
Hot Peppers	23
Irish Potatoes	23
Kale	24
Lettuce	24
Lima Beans	25
Mustard	25
Okra	26
Onions	26
Other	27
Pole Beans	27
Pumpkin	28
Snap Beans	28
Southern Peas	29
Spinach	29
Sweet Corn	30
Sweet Potatoes	30

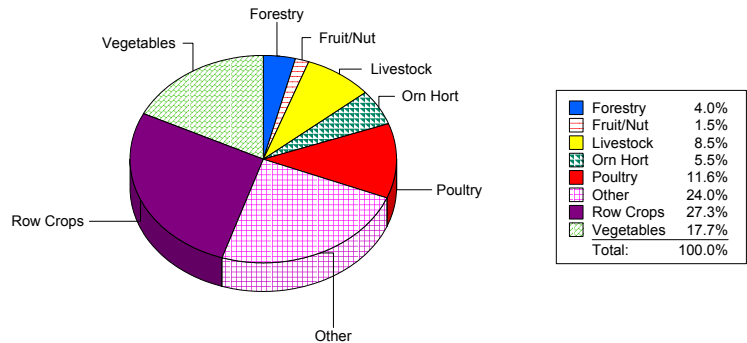
TABLE OF CONTENTS

Tomato	31
Turnip Greens	31
Turnip Roots	32
Watermelon	32
Winter Squash	33
Yellow Squash	33
Zucchini	34
ORNAMENTAL HORTICULTURE	35-38
Container Nursery	36
Field Nursery	36
Greenhouse	37
Other	37
Turfgrass	38
FORESTRY & PRODUCTS	39-41
Christmas Trees	40
Other	40
Pine Straw	41
Timber	41
LIVESTOCK & AQUACULTURE	42-49
Beef Cattle Finished Outside County	43
Beef Cows	43
Beef Stockers	44
Catfish	44
Dairy	45
Goats	45
Horses Boarding, Breeding & Training	46
Horses Raised	46
Other	47
Pork Farrow to Finish	47
Pork Feeder	48
Pork Finishing	48
Quail	49
Sheep	49
POULTRY & EGGS	50-53
Breeder Pullet Units	51
Hatching Layers	51
Table Layers	52
Other	52
Broiler Grower	53
Broiler Integrator	53
OTHER INCOME	54-57
Crop Insurance	55
Government Payments	55
Hunting Leases Deer	56
Hunting Leases Duck	56
Hunting Leases Turkey	57
Other	57

Congressional District 2 2002 Farm Gate Summary

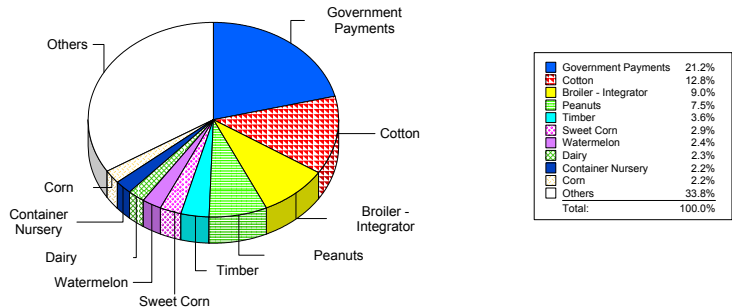
<u>County</u>	<u>Total Farm Gate Value</u>
Baker	\$89,504,525
Brooks	\$108,377,828
Calhoun	\$52,523,522
Chattahoochee	\$5,070,524
Clay	\$23,714,865
Colquitt	\$187,796,450
Crisp	\$73,355,602
Decatur	\$194,975,384
Dougherty	\$26,351,576
Early	\$89,329,020
Grady	\$107,906,856
Lee	\$62,328,023
Lowndes	\$52,682,415
Miller	\$80,689,069
Mitchell	\$183,410,447
Muscogee	\$1,050,608
Quitman	\$4,594,968
Randolph	\$51,795,789
Seminole	\$64,885,989
Stewart	\$21,787,288
Sumter	\$93,072,202
Terrell	\$56,119,438
Thomas	\$60,677,790
Tift	\$135,362,301
Turner	\$67,627,980
Webster	\$18,386,200
Worth	\$123,282,474
Total:	\$2,036,659,134

2002 Farm Gate Value by Category



2002 Top Ten Commodities

Congressional District 2



Total Farm Gate Value 2002

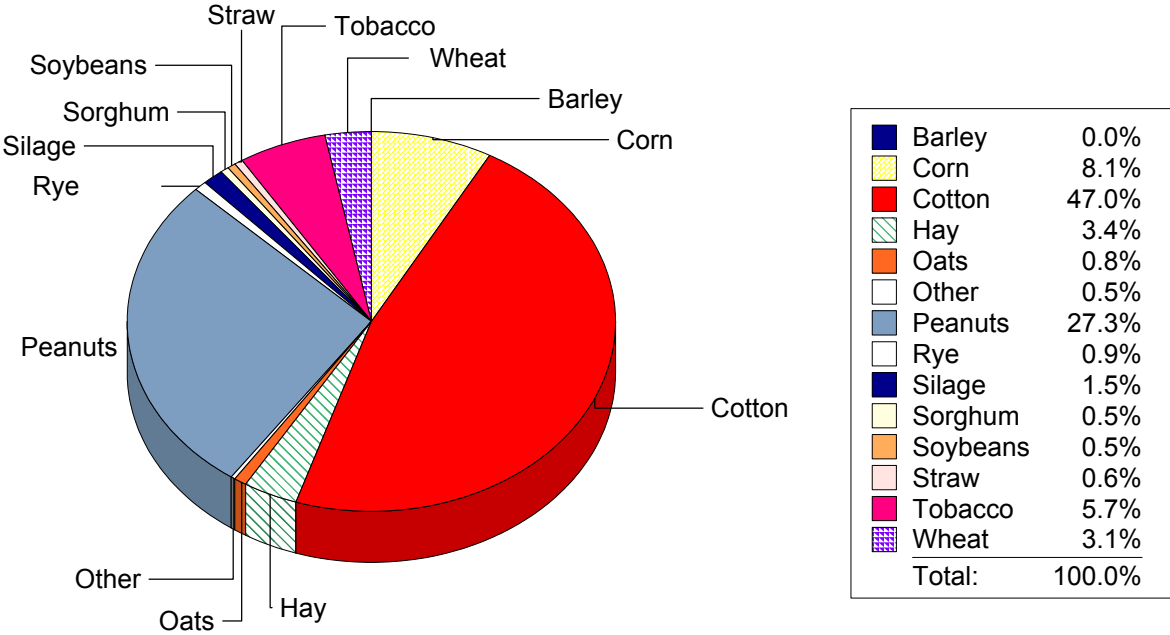
	Forestry and Related Products	Fruits and Nuts	Livestock and Aquacultur	Ornamental Horticulture	Other	Poultry and Eggs	Row and Forage Crops	Vegetables	Total
Baker	\$2,500,000	\$142,500	\$4,459,446	\$1,304,640	\$26,210,277	\$25,305,875	\$28,451,900	\$1,129,888	\$89,504,525
Brooks	\$5,282,908	\$2,543,700	\$20,633,128	\$890,320	\$12,981,938	\$2,432,333	\$34,799,515	\$28,813,986	\$108,377,828
Calhoun	\$1,951,219	\$1,453,791	\$1,567,606	\$540,000	\$4,420,645	\$17,341,632	\$25,248,629	\$0	\$52,523,522
Chattahooc	\$1,200,000	\$0	\$65,127	\$0	\$674,000	\$3,086,398	\$45,000	\$0	\$5,070,524
Clay	\$1,244,137	\$2,309	\$3,773,960	\$590,800	\$10,104,787	\$0	\$7,952,373	\$46,500	\$23,714,865
Colquitt	\$2,675,425	\$678,660	\$7,818,378	\$5,753,748	\$27,705,492	\$33,543,583	\$39,866,064	\$69,755,101	\$187,796,450
Crisp	\$1,352,465	\$1,152,500	\$3,646,965	\$746,241	\$22,282,508	\$4,763,318	\$20,415,954	\$18,995,650	\$73,355,602
Decatur	\$5,497,057	\$481,555	\$5,576,767	\$4,128,189	\$37,428,123	\$22,241,126	\$40,242,792	\$79,379,775	\$194,975,384
Dougherty	\$1,334,500	\$4,556,100	\$3,839,550	\$2,344,280	\$4,660,092	\$1,234,559	\$8,145,659	\$236,836	\$26,351,576
Early	\$2,498,685	\$87,666	\$4,714,270	\$892,260	\$48,325,099	\$1,234,559	\$31,426,013	\$150,469	\$89,329,020
Grady	\$3,057,075	\$282,285	\$8,911,782	\$44,003,527	\$2,702,779	\$21,493,024	\$19,155,862	\$8,300,523	\$107,906,856
Lee	\$2,353,646	\$4,071,426	\$8,357,546	\$1,165,840	\$21,879,423	\$0	\$21,974,987	\$2,525,154	\$62,328,023
Lowndes	\$12,277,500	\$3,321,890	\$2,780,043	\$6,356,770	\$1,886,961	\$0	\$15,273,139	\$10,786,113	\$52,682,415
Miller	\$2,272,500	\$69,102	\$6,686,860	\$42,813	\$34,258,753	\$2,026,944	\$33,092,647	\$2,239,450	\$80,689,069
Mitchell	\$2,031,500	\$4,889,500	\$36,370,980	\$3,439,620	\$5,844,287	\$63,835,114	\$39,154,186	\$27,845,260	\$183,410,447
Muscogee	\$0	\$0	\$1,050,608	\$0	\$0	\$0	\$0	\$0	\$1,050,608
Quitman	\$1,220,777	\$741	\$731,542	\$0	\$1,133,707	\$0	\$1,508,201	\$0	\$4,594,968
Randolph	\$5,399,445	\$77,805	\$4,327,028	\$180,000	\$23,496,069	\$0	\$18,315,443	\$0	\$51,795,789
Seminole	\$463,704	\$821,025	\$5,663,193	\$1,687,962	\$23,251,511	\$0	\$29,030,315	\$3,968,280	\$64,885,989
Stewart	\$6,500,732	\$158,368	\$1,146,883	\$1,124,120	\$5,907,637	\$3,354,780	\$3,589,421	\$5,348	\$21,787,288
Sumter	\$2,583,781	\$1,382,250	\$8,908,658	\$6,726,920	\$17,996,515	\$12,637,260	\$22,888,222	\$19,948,596	\$93,072,202
Terrell	\$1,900,000	\$269,496	\$2,962,657	\$784,292	\$30,007,179	\$0	\$20,042,281	\$153,532	\$56,119,438
Thomas	\$5,132,250	\$1,316,330	\$10,531,030	\$3,165,938	\$11,643,968	\$7,312,388	\$18,631,496	\$2,944,390	\$60,677,790
Tift	\$3,358,512	\$881,375	\$5,948,910	\$18,265,670	\$23,595,609	\$303,600	\$21,175,434	\$61,833,190	\$135,362,301
Turner	\$3,180,000	\$484,650	\$4,055,153	\$3,613,417	\$25,630,404	\$9,290,160	\$11,589,767	\$9,784,429	\$67,627,980
Webster	\$74,830	\$174,496	\$2,193,523	\$399,284	\$9,121,322	\$990,950	\$5,192,577	\$239,218	\$18,386,200
Worth	\$3,371,018	\$346,548	\$7,291,540	\$2,938,600	\$54,703,283	\$4,320,957	\$39,131,624	\$11,178,905	\$123,282,474
Total	\$80,713,666	\$29,646,066	\$174,013,132	\$111,085,251	\$487,852,368	\$236,748,561	\$556,339,500	\$360,260,590	\$2,036,659,134

Row and Forage Farm Gate Value

Congressional District 2

\$ 556,339,500

Congressional District 1



Barley

County	Acres	Yield	Price	Farm Gate Value
Baker				\$0
Brooks				\$0
Calhoun				\$0
Chattahoochee				\$0
Clay				\$0
Colquitt				\$0
Crisp				\$0
Decatur				\$0
Dougherty				\$0
Early				\$0
Grady				\$0
Lee				\$0
Lowndes				\$0
Miller				\$0
Mitchell				\$0
Muscogee				\$0
Quitman				\$0
Randolph				\$0
Seminole	50	65	\$2.75	\$8,938
Stewart				\$0
Sumter				\$0
Terrell				\$0
Thomas				\$0
Tift				\$0
Turner				\$0
Webster				\$0
Worth				\$0
Total	50			\$8,938

State Total:

\$149,097

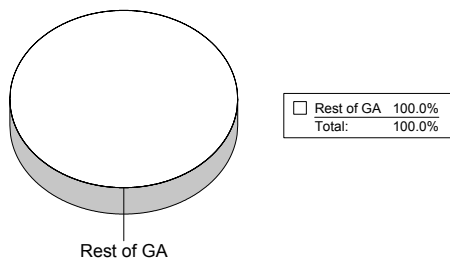
Corn

County	Acres	Yield	Price	Farm Gate Value
Baker	8,000	180	\$2.65	\$3,816,000
Brooks	6,400	100	\$2.65	\$1,696,000
Calhoun	3,616	148	\$2.65	\$1,418,195
Chattahoochee				\$0
Clay	1,062	150	\$2.65	\$422,145
Colquitt	2,272	57	\$2.65	\$343,186
Crisp	890	160	\$2.65	\$377,360
Decatur	8,200	130	\$2.65	\$2,824,900
Dougherty	2,441	165	\$2.65	\$1,067,327
Early	5,805	140	\$2.65	\$2,153,655
Grady	14,449	94	\$2.65	\$3,599,246
Lee	6,588	142	\$2.65	\$2,479,064
Lowndes	5,500	90	\$2.65	\$1,311,750
Miller	10,193	165	\$2.65	\$4,456,889
Mitchell	11,083	145	\$2.65	\$4,258,643
Muscogee				\$0
Quitman	225	107	\$2.65	\$63,799
Randolph	4,195	145	\$2.65	\$1,611,929
Seminole	8,989	155	\$2.75	\$3,831,561
Stewart	1,312	80	\$2.65	\$278,144
Sumter	7,360	125	\$2.65	\$2,438,000
Terrell	6,874	155	\$2.65	\$2,823,496
Thomas	7,856	70	\$2.65	\$1,457,288
Tift	1,350	150	\$2.65	\$536,625
Turner	1,688	120	\$2.65	\$536,784
Webster	1,691	80	\$2.65	\$358,492
Worth	3,182	120	\$2.65	\$1,011,876
Total	131,221			\$45,172,354

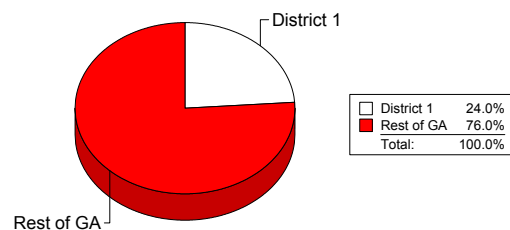
State Total:

\$99,558,668

Congressional District as % of Georgia



Congressional District as % of Georgia



Cotton

County	Acres	Yield	Price	Farm Gate Value
Baker	26,000	800	\$0.60	\$12,480,000
Brooks	44,727	750	\$0.60	\$20,127,150
Calhoun	20,824	805	\$0.60	\$10,057,992
Chattahoochee				\$0
Clay	7,159	650	\$0.60	\$2,792,010
Colquitt	63,745	608	\$0.60	\$23,254,176
Crisp	37,835	625	\$0.60	\$14,188,125
Decatur	37,000	800	\$0.60	\$17,760,000
Dougherty	8,484	750	\$0.60	\$3,817,800
Early	41,422	575	\$0.60	\$14,290,590
Grady	21,586	587	\$0.60	\$7,602,589
Lee	29,155	656	\$0.60	\$11,475,447
Lowndes	9,808	700	\$0.60	\$4,119,360
Miller	35,005	700	\$0.60	\$14,702,100
Mitchell	50,720	600	\$0.60	\$18,259,200
Muscogee				\$0
Quitman	1,200	1,000	\$0.60	\$720,000
Randolph	12,626	650	\$0.60	\$4,924,140
Seminole	30,085	700	\$0.60	\$12,635,700
Stewart	3,396	550	\$0.60	\$1,120,680
Sumter	35,600	550	\$0.60	\$11,748,000
Terrell	28,636	525	\$0.60	\$9,020,340
Thomas	39,036	530	\$0.60	\$12,413,448
Tift	21,294	610	\$0.60	\$7,793,604
Turner	25,452	400	\$0.60	\$6,108,480
Webster	3,893	400	\$0.60	\$934,320
Worth	52,779	600	\$0.60	\$19,000,440
Total	687,467			\$261,345,692

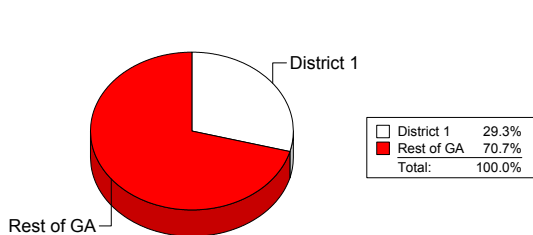
State Total: \$501,727,753

Hay

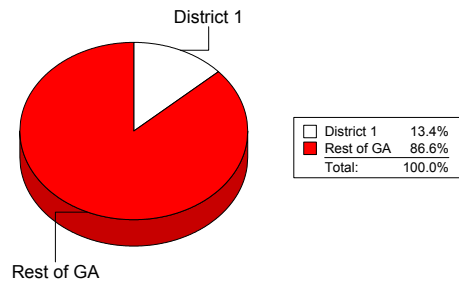
County	Acres	Yield	Price	Farm Gate Value
Baker	2,000	9.0	\$60.00	\$1,080,000
Brooks	1,700	3.0	\$60.00	\$306,000
Calhoun	9,000	5.0	\$60.00	\$2,700,000
Chattahoochee	250	3.0	\$60.00	\$45,000
Clay	500	4.0	\$60.00	\$105,000
Colquitt	5,130	5.0	\$60.00	\$1,385,100
Crisp	5,000	3.0	\$60.00	\$900,000
Decatur	6,500	4.0	\$60.00	\$1,365,000
Dougherty	860	3.0	\$60.00	\$154,800
Early	2,108	4.0	\$60.00	\$505,920
Grady	2,100	3.0	\$60.00	\$378,000
Lee	1,100	3.0	\$60.00	\$178,200
Lowndes	5,000	6.0	\$60.00	\$1,800,000
Miller	2,292	4.0	\$60.00	\$550,080
Mitchell	2,000	4.0	\$60.00	\$480,000
Muscogee				\$0
Quitman	350	6.0	\$60.00	\$115,500
Randolph	4,500	5.0	\$60.00	\$1,350,000
Seminole	4,900	3.0	\$60.00	\$735,000
Stewart	1,912	2.0	\$60.00	\$229,440
Sumter	5,000	4.0	\$60.00	\$1,200,000
Terrell	700	2.0	\$60.00	\$94,500
Thomas	4,300	2.0	\$60.00	\$464,400
Tift	9,000	4.0	\$60.00	\$1,890,000
Turner	2,194	2.0	\$60.00	\$197,460
Webster	918	2.0	\$60.00	\$82,620
Worth	4,000	3.0	\$60.00	\$624,000
Total	83,314			\$18,916,020

State Total: \$129,412,928

Congressional District as % of Georgia



Congressional District as % of Georgia



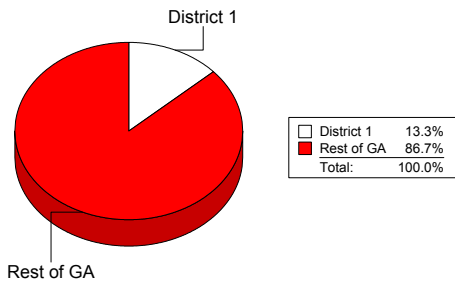
Oats

County	Acres	Yield	Price	Farm Gate Value
Baker	3,000	60	\$2.20	\$396,000
Brooks	1,600	50	\$2.20	\$176,000
Calhoun	985	65	\$2.20	\$140,855
Chattahoochee				\$0
Clay	76	60	\$2.20	\$9,966
Colquitt	1,192	54	\$2.20	\$141,610
Crisp	458	60	\$2.20	\$60,456
Decatur	7,500	70	\$2.20	\$1,155,000
Dougherty	108	68	\$2.20	\$16,157
Early	3,962	50	\$2.20	\$435,820
Grady	1,207	55	\$2.20	\$146,047
Lee	1,061	64	\$2.20	\$149,375
Lowndes	500	80	\$2.20	\$88,000
Miller	809	60	\$2.20	\$106,788
Mitchell	942	65	\$2.20	\$134,706
Muscogee				\$0
Quitman	41	80	\$2.20	\$7,216
Randolph	497	60	\$2.20	\$65,604
Seminole	2,100	85	\$2.20	\$392,700
Stewart	718	55	\$2.20	\$86,842
Sumter	250	37	\$2.20	\$20,350
Terrell	1,459	60	\$2.20	\$192,588
Thomas	979	65	\$2.20	\$139,997
Tift	250	60	\$2.20	\$33,000
Turner	304	40	\$2.20	\$26,752
Webster	1,590	60	\$2.20	\$209,880
Worth	1,548	70	\$2.20	\$238,392
Total	33,135			\$4,570,100

State Total:

\$10,574,566

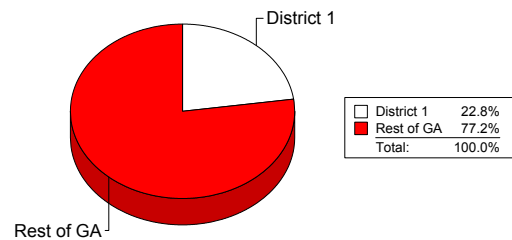
Congressional District as % of Georgia



Other

County	Farm Gate Value
Baker	
Brooks	\$1,211,400
Calhoun	
Chattahoochee	
Clay	
Colquitt	\$182,875
Crisp	
Decatur	
Dougherty	
Early	
Grady	\$329,740
Lee	
Lowndes	
Miller	
Mitchell	\$465,000
Muscogee	
Quitman	
Randolph	
Seminole	\$73,060
Stewart	
Sumter	
Terrell	\$25,320
Thomas	
Tift	
Turner	
Webster	
Worth	\$587,908
Total	\$2,875,303
State Total:	\$98,635,112

Congressional District as % of Georgia



Peanuts

County	Acres	Yield	Price	Farm Gate Value
Baker	17,000	3,200	\$0.18	\$9,792,000
Brooks	6,500	3,750	\$0.18	\$4,387,500
Calhoun	13,886	3,450	\$0.18	\$8,623,206
Chattahoochee				\$0
Clay	6,998	3,000	\$0.18	\$3,778,920
Colquitt	13,063	1,700	\$0.18	\$3,997,278
Crisp	13,465	1,750	\$0.18	\$4,241,475
Decatur	20,309	3,600	\$0.18	\$13,160,232
Dougherty	4,964	3,010	\$0.18	\$2,689,495
Early	25,665	2,600	\$0.18	\$12,011,220
Grady	8,594	2,525	\$0.18	\$3,905,973
Lee	12,038	2,342	\$0.18	\$5,074,571
Lowndes	1,957	3,500	\$0.18	\$1,232,910
Miller	20,537	3,200	\$0.18	\$11,829,312
Mitchell	22,091	3,000	\$0.18	\$11,929,140
Muscogee				\$0
Quitman	1,070	2,500	\$0.18	\$481,500
Randolph	12,470	2,975	\$0.18	\$6,677,685
Seminole	13,878	3,000	\$0.20	\$8,326,800
Stewart	3,454	2,329	\$0.18	\$1,447,986
Sumter	13,200	2,442	\$0.18	\$5,802,192
Terrell	12,387	2,350	\$0.18	\$5,239,701
Thomas	4,380	1,620	\$0.18	\$1,277,208
Tift	15,469	2,150	\$0.18	\$5,986,503
Turner	13,249	1,600	\$0.18	\$3,815,712
Webster	7,279	1,800	\$0.18	\$2,358,396
Worth	29,216	2,600	\$0.18	\$13,673,088
Total	313,119			\$151,740,003

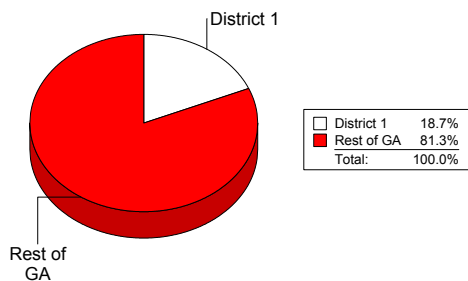
State Total: \$232,193,157

Rye

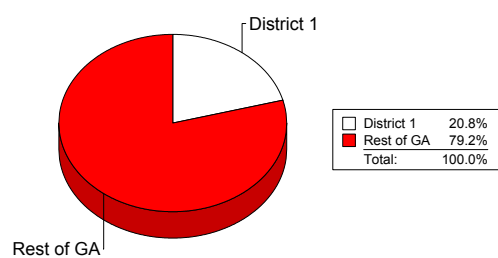
County	Acres	Yield	Price	Farm Gate Value
Baker	200	25	\$10.00	\$50,000
Brooks	1,300	30	\$10.00	\$390,000
Calhoun	600	40	\$10.00	\$240,000
Chattahoochee				\$0
Clay	847	25	\$10.00	\$211,750
Colquitt	4,955	21	\$10.00	\$1,040,550
Crisp	810	15	\$10.00	\$121,500
Decatur	2,047	20	\$10.00	\$409,400
Dougherty	23	24	\$10.00	\$5,520
Early	1,206	15	\$10.00	\$180,900
Grady	101	18	\$10.00	\$18,180
Lee	696	24	\$10.00	\$166,944
Lowndes	250	25	\$10.00	\$62,500
Miller	160	15	\$10.00	\$24,000
Mitchell	278	25	\$10.00	\$69,500
Muscogee				\$0
Quitman	333	25	\$10.00	\$83,250
Randolph	1,572	27	\$10.00	\$424,440
Seminole	230	25	\$10.00	\$57,500
Stewart	634	16	\$10.00	\$101,424
Sumter	500	15	\$10.00	\$75,000
Terrell	171	30	\$10.00	\$51,300
Thomas	285	42	\$10.00	\$119,700
Tift	1,923	20	\$10.00	\$384,600
Turner	1,245	20	\$10.00	\$249,000
Webster	559	15	\$10.00	\$83,850
Worth	2,606	20	\$10.00	\$521,200
Total	23,531			\$5,142,008

State Total: \$23,553,092

Congressional District as % of Georgia



Congressional District as % of Georgia



Silage

County	Acres	Yield	Price	Farm Gate Value
Baker	250	20.0	\$35.00	\$175,000
Brooks	3,800	22.0	\$35.00	\$2,926,000
Calhoun				\$0
Chattahoochee				\$0
Clay				\$0
Colquitt	190	14.0	\$35.00	\$95,760
Crisp				\$0
Decatur	1,200	25.0	\$35.00	\$1,050,000
Dougherty				\$0
Early				\$0
Grady	1,600	15.0	\$35.00	\$840,000
Lee	1,400	30.0	\$35.00	\$1,470,000
Lowndes				\$0
Miller	580	22.0	\$35.00	\$446,600
Mitchell	200	18.0	\$35.00	\$126,000
Muscogee				\$0
Quitman				\$0
Randolph	150	16.0	\$35.00	\$84,000
Seminole	800	18.0	\$35.00	\$504,000
Stewart				\$0
Sumter				\$0
Terrell				\$0
Thomas	170	14.0	\$35.00	\$83,300
Tift	250	16.0	\$35.00	\$140,000
Turner	37	8.0	\$35.00	\$10,360
Webster	180	8.0	\$35.00	\$50,400
Worth	400	16.0	\$35.00	\$224,000
Total	11,207			\$8,225,420

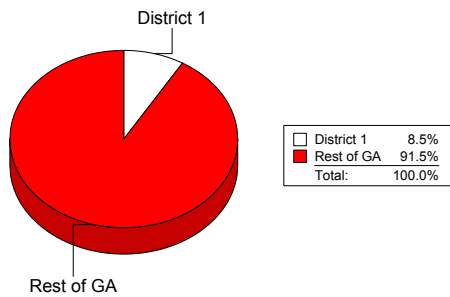
State Total: \$36,025,295

Sorghum

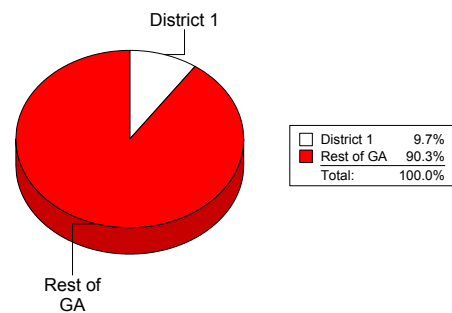
County	Acres	Yield	Price	Farm Gate Value
Baker	2,500	40	\$2.30	\$230,000
Brooks	1,000	80	\$2.30	\$184,000
Calhoun	1,936	39	\$2.30	\$173,659
Chattahoochee				\$0
Clay	371	55	\$2.30	\$46,932
Colquitt	151	43	\$2.30	\$14,934
Crisp	1,333	41	\$2.30	\$125,702
Decatur	3,200	60	\$2.30	\$441,600
Dougherty	660	48	\$2.30	\$72,864
Early	2,799	35	\$2.30	\$225,320
Grady	1,146	44	\$2.30	\$115,975
Lee	909	39	\$2.30	\$81,537
Lowndes	125	75	\$2.30	\$21,563
Miller	1,106	50	\$2.30	\$127,190
Mitchell	167	50	\$2.30	\$19,205
Muscogee				\$0
Quitman	110	45	\$2.30	\$11,385
Randolph	3,294	40	\$2.30	\$303,048
Seminole	948	47	\$2.30	\$102,479
Stewart	537	35	\$2.30	\$43,229
Sumter	1,500	10	\$2.30	\$34,500
Terrell	1,051	55	\$2.30	\$132,952
Thomas	1,977	48	\$2.30	\$218,261
Tift	400	43	\$2.30	\$39,560
Turner	553	40	\$2.30	\$50,876
Webster	723	40	\$2.30	\$66,516
Worth	675	43	\$2.30	\$66,758
Total	29,171			\$2,950,042

State Total: \$4,336,179

Congressional District as % of Georgia



Congressional District as % of Georgia



Soybeans

County	Acres	Yield	Price	Farm Gate Value
Baker	200	65	\$5.30	\$68,900
Brooks	950	35	\$5.30	\$176,225
Calhoun	139	56	\$5.30	\$41,255
Chattahoochee				\$0
Clay				\$0
Colquitt				\$0
Crisp	1,171	15	\$5.30	\$93,095
Decatur	500	30	\$5.30	\$79,500
Dougherty	324	28	\$5.30	\$48,082
Early	2,012	30	\$5.30	\$319,908
Grady	1,678	23	\$5.30	\$204,548
Lee	718	24	\$5.30	\$91,330
Lowndes	2,500	25	\$5.30	\$331,250
Miller	308	5	\$5.30	\$8,162
Mitchell	415	35	\$5.30	\$76,983
Muscogee				\$0
Quitman				\$0
Randolph	2,503	30	\$5.30	\$397,977
Seminole	456	28	\$5.30	\$67,670
Stewart	99	24	\$5.30	\$12,593
Sumter	1,300	12	\$5.30	\$82,680
Terrell	2,645	30	\$5.30	\$420,555
Thomas	1,191	26	\$5.30	\$164,120
Tift	426	21	\$5.30	\$47,414
Turner	302	25	\$5.30	\$40,015
Webster	651	10	\$5.30	\$34,503
Worth	1,322	21	\$5.30	\$147,139
Total	21,810			\$2,953,902

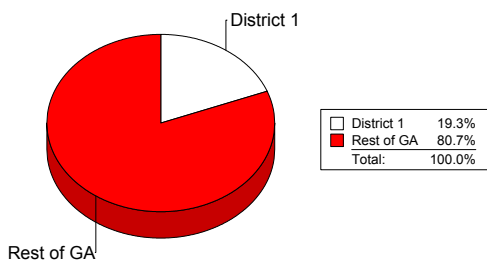
State Total: \$19,980,989

Straw

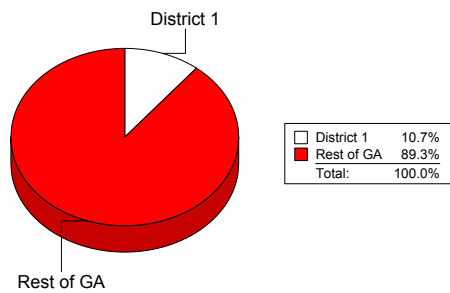
County	Acres	Yield	Price	Farm Gate Value
Baker	50	70	\$2.00	\$7,000
Brooks				\$0
Calhoun	4,000	80	\$2.00	\$640,000
Chattahoochee				\$0
Clay				\$0
Colquitt	400	75	\$2.00	\$60,000
Crisp	500	80	\$2.00	\$80,000
Decatur	2,500	50	\$2.00	\$250,000
Dougherty				\$0
Early	3,000	13	\$2.00	\$78,000
Grady	300	67	\$2.25	\$45,225
Lee				\$0
Lowndes				\$0
Miller	3,000	25	\$2.00	\$150,000
Mitchell	500	100	\$2.00	\$100,000
Muscogee				\$0
Quitman				\$0
Randolph	6,000	55	\$2.00	\$660,000
Seminole	7,800	3	\$10.00	\$234,000
Stewart				\$0
Sumter				\$0
Terrell	1,700	60	\$2.00	\$204,000
Thomas	210	90	\$2.00	\$37,800
Tift	300	75	\$2.00	\$45,000
Turner	1,000	80	\$2.00	\$160,000
Webster	2,000	80	\$2.00	\$320,000
Worth	1,500	75	\$2.00	\$225,000
Total	34,760			\$3,296,025

State Total: \$19,395,801

Congressional District as % of Georgia



Congressional District as % of Georgia



Tobacco

County	Acres	Yield	Price	Farm Gate Value
Baker				\$0
Brooks	645	2,300	\$1.84	\$2,729,640
Calhoun				\$0
Chattahoochee				\$0
Clay				\$0
Colquitt	2,133	2,351	\$1.84	\$9,225,157
Crisp				\$0
Decatur	53	2,600	\$1.84	\$251,160
Dougherty	7	1,800	\$1.84	\$23,184
Early				\$0
Grady	491	1,950	\$1.84	\$1,761,708
Lee				\$0
Lowndes	1,483	2,300	\$1.84	\$6,276,056
Miller				\$0
Mitchell	807	2,000	\$1.84	\$2,969,760
Muscogee				\$0
Quitman				\$0
Randolph				\$0
Seminole				\$0
Stewart				\$0
Sumter				\$0
Terrell				\$0
Thomas	556	2,060	\$1.84	\$2,107,462
Tift	1,052	2,100	\$1.84	\$4,064,928
Turner	49	2,200	\$1.84	\$198,352
Webster				\$0
Worth	580	2,100	\$1.84	\$2,241,120
Total	7,855			\$31,848,527

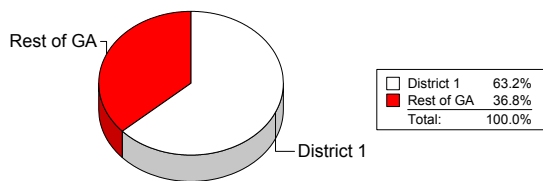
State Total: \$110,267,030

Wheat

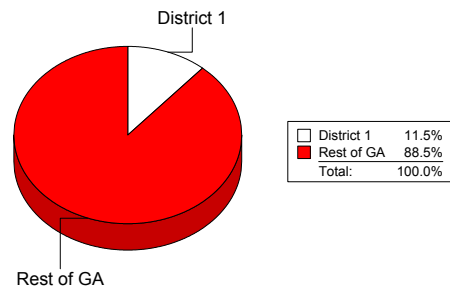
County	Acres	Yield	Price	Farm Gate Value
Baker	2,100	50	\$3.40	\$357,000
Brooks	1,800	80	\$3.40	\$489,600
Calhoun	6,734	53	\$3.40	\$1,213,467
Chattahoochee				\$0
Clay	3,445	50	\$3.40	\$585,650
Colquitt	946	39	\$3.40	\$125,440
Crisp	1,918	35	\$3.40	\$228,242
Decatur	8,000	55	\$3.40	\$1,496,000
Dougherty	1,364	54	\$3.40	\$250,430
Early	9,005	40	\$3.40	\$1,224,680
Grady	1,461	42	\$3.40	\$208,631
Lee	5,662	42	\$3.40	\$808,519
Lowndes	175	50	\$3.40	\$29,750
Miller	3,698	55	\$3.40	\$691,526
Mitchell	1,565	50	\$3.40	\$266,050
Muscogee				\$0
Quitman	167	45	\$3.40	\$25,551
Randolph	10,686	50	\$3.40	\$1,816,620
Seminole	9,047	67	\$3.40	\$2,060,907
Stewart	1,930	41	\$3.40	\$269,084
Sumter	12,500	35	\$3.40	\$1,487,500
Terrell	10,809	50	\$3.40	\$1,837,530
Thomas	780	56	\$3.40	\$148,512
Tift	1,400	45	\$3.40	\$214,200
Turner	1,441	40	\$3.40	\$195,976
Webster	4,080	50	\$3.40	\$693,600
Worth	4,094	41	\$3.40	\$570,704
Total	104,807			\$17,295,168

State Total: \$40,476,077

Congressional District as % of Georgia



Congressional District as % of Georgia



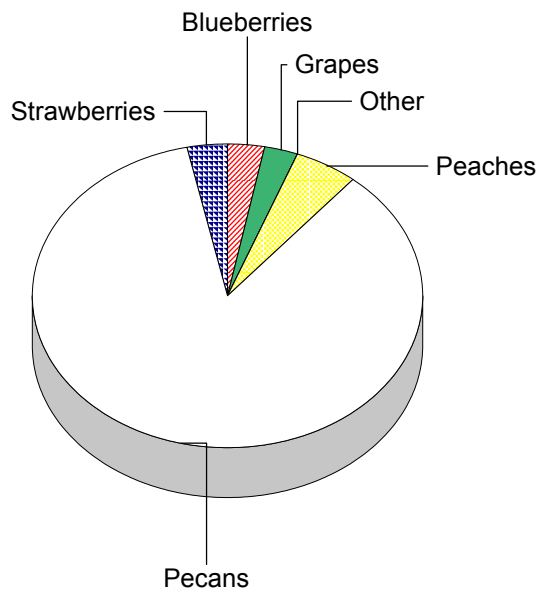
Fruit and Nut Farm Gate Value

Congressional District 2

\$ 29,646,066

2002 Fruit and Nut Farm Gate Value

Congressional District 2



Apples	0.0%
Blueberries	3.1%
Grapes	2.7%
Other	0.1%
Peaches	5.2%
Pecans	85.4%
Strawberries	3.4%
Total:	100.0%

Apples

County	Acres	Farm Gate Value
Baker		\$0
Brooks		\$0
Calhoun		\$0
Chattahoochee		\$0
Clay		\$0
Colquitt		\$0
Crisp		\$0
Decatur		\$0
Dougherty		\$0
Early		\$0
Grady		\$0
Lee		\$0
Lowndes		\$0
Miller		\$0
Mitchell		\$0
Muscogee		\$0
Quitman		\$0
Randolph		\$0
Seminole		\$0
Stewart		\$0
Sumter		\$0
Terrell		\$0
Thomas		\$0
Tift		\$0
Turner		\$0
Webster		\$0
Worth		\$0
Total		

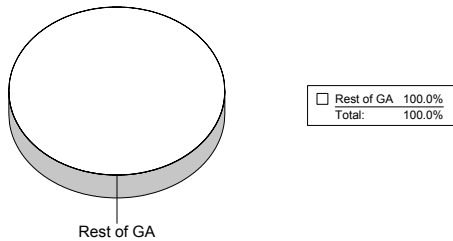
Blueberries

County	Acres	Farm Gate Value
Baker		\$0
Brooks	15	\$32,400
Calhoun		\$0
Chattahoochee		\$0
Clay		\$0
Colquitt	65	\$339,660
Crisp		\$0
Decatur		\$0
Dougherty		\$0
Early		\$0
Grady	3	\$6,600
Lee	28	\$21,426
Lowndes	46	\$235,750
Miller		\$0
Mitchell		\$0
Muscogee		\$0
Quitman		\$0
Randolph		\$0
Seminole	1	\$3,750
Stewart		\$0
Sumter		\$0
Terrell		\$0
Thomas	61	\$209,993
Tift	2	\$8,100
Turner	28	\$56,700
Webster		\$0
Worth		\$0
Total	249	\$914,378

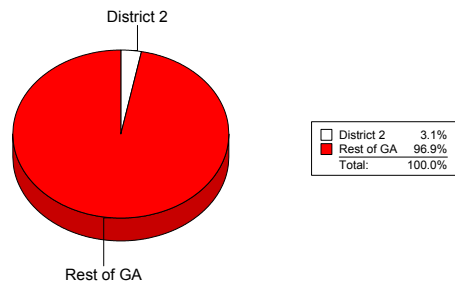
State Total: \$5,658,128

State Total: \$29,627,829

Congressional District as % of Georgia



Congressional District as % of Georgia



Grapes

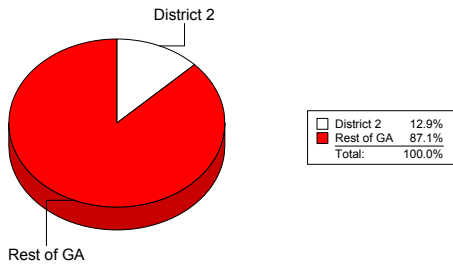
County	Acres	Farm Gate Value
Baker		\$0
Brooks	15	\$37,500
Calhoun	163	\$545,895
Chattahoochee		\$0
Clay		\$0
Colquitt		\$0
Crisp		\$0
Decatur		\$0
Dougherty		\$0
Early		\$0
Grady	8	\$32,640
Lee		\$0
Lowndes	25	\$67,890
Miller		\$0
Mitchell		\$0
Muscogee		\$0
Quitman		\$0
Randolph		\$0
Seminole		\$0
Stewart		\$0
Sumter		\$0
Terrell		\$0
Thomas	37	\$122,295
Tift		\$0
Turner		\$0
Webster		\$0
Worth		\$0
Total	248	\$806,220

Other

County	Farm Gate Value
Baker	
Brooks	
Calhoun	
Chattahoochee	
Clay	
Colquitt	
Crisp	
Decatur	
Dougherty	
Early	
Grady	\$2,500
Lee	
Lowndes	
Miller	
Mitchell	
Muscogee	
Quitman	
Randolph	
Seminole	
Stewart	
Sumter	
Terrell	
Thomas	\$24,960
Tift	
Turner	
Webster	
Worth	
Total	\$27,460

State Total: \$6,241,945

Congressional District as % of Georgia



Peaches

County	Acres	Farm Gate Value
Baker		\$0
Brooks	1,500	\$1,197,000
Calhoun		\$0
Chattahoochee		\$0
Clay		\$0
Colquitt		\$0
Crisp		\$0
Decatur	7	\$33,250
Dougherty	5	\$7,500
Early		\$0
Grady		\$0
Lee		\$0
Lowndes		\$0
Miller		\$0
Mitchell		\$0
Muscogee		\$0
Quitman		\$0
Randolph		\$0
Seminole	30	\$152,100
Stewart	25	\$53,086
Sumter		\$0
Terrell		\$0
Thomas		\$0
Tift	25	\$63,875
Turner		\$0
Webster	17	\$46,018
Worth		\$0
Total	1,610	\$1,552,829

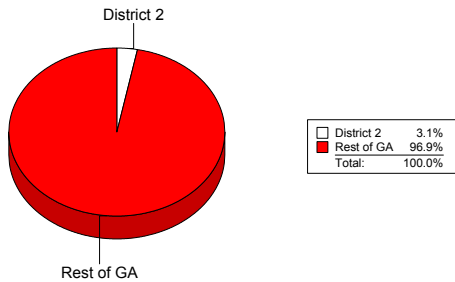
Pecans

County	Acres	Farm Gate Value
Baker	500	\$142,500
Brooks	1,600	\$1,276,800
Calhoun	3,982	\$907,896
Chattahoochee		\$0
Clay	27	\$2,309
Colquitt	1,100	\$313,500
Crisp	4,000	\$1,140,000
Decatur	1,573	\$448,305
Dougherty	15,200	\$4,548,600
Early	769	\$87,666
Grady	1,972	\$240,545
Lee	10,000	\$3,990,000
Lowndes	5,500	\$2,978,250
Miller	98	\$39,102
Mitchell	18,000	\$4,873,500
Muscogee		\$0
Quitman	3	\$741
Randolph	780	\$77,805
Seminole	1,025	\$642,675
Stewart	435	\$105,282
Sumter	5,000	\$1,382,250
Terrell	1,576	\$269,496
Thomas	3,580	\$959,082
Tift	560	\$134,400
Turner	1,270	\$361,950
Webster	644	\$128,478
Worth	794	\$271,548
Total	79,987	\$25,322,679

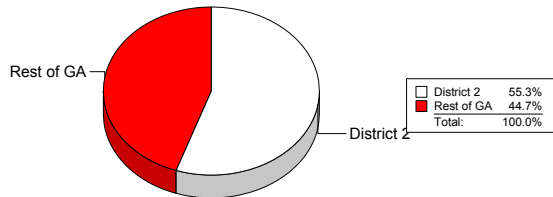
State Total: \$49,852,368

State Total: \$45,814,273

Congressional District as % of Georgia



Congressional District as % of Georgia

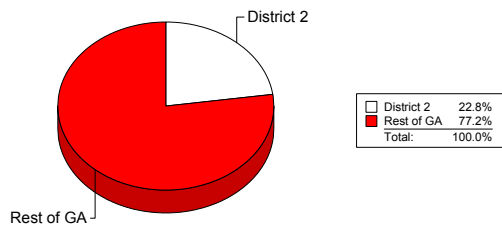


Strawberries

County	Acres	Farm Gate Value
Baker		\$0
Brooks		\$0
Calhoun		\$0
Chattahoochee		\$0
Clay		\$0
Colquitt	2	\$25,500
Crisp	1	\$12,500
Decatur		\$0
Dougherty		\$0
Early		\$0
Grady		\$0
Lee	4	\$60,000
Lowndes	4	\$40,000
Miller	2	\$30,000
Mitchell	2	\$16,000
Muscogee		\$0
Quitman		\$0
Randolph		\$0
Seminole	2	\$22,500
Stewart		\$0
Sumter		\$0
Terrell		\$0
Thomas		\$0
Tift	45	\$675,000
Turner	2	\$66,000
Webster		\$0
Worth	5	\$75,000
Total	68	\$1,022,500

State Total: \$4,492,716

Congressional District as % of Georgia



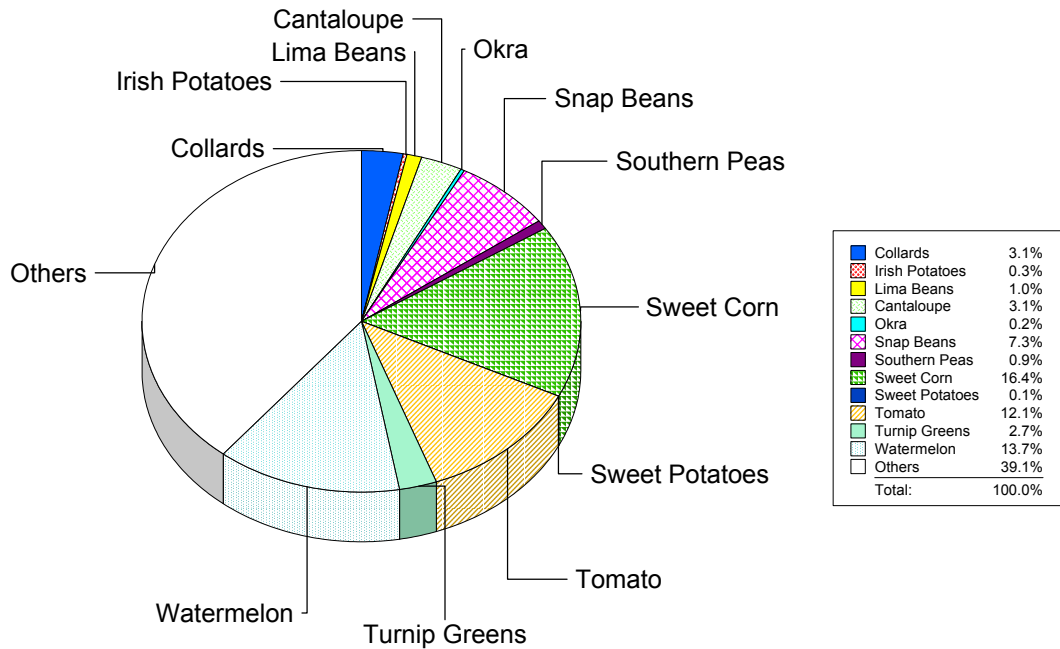
Vegetable Farm Gate Value

Congressional District 2

\$ 360,260,590

2002 Vegetable Farm Gate Value

Congressional District 2



Banana Peppers

	Acres	Farm Gate Value
Baker		\$0
Brooks	8	\$72,000
Calhoun		\$0
Chattahoochee		\$0
Clav		\$0
Colquitt	100	\$450,000
Crisp		\$0
Decatur		\$0
Dougherty		\$0
Early		\$0
Grady		\$0
Lee		\$0
Lowndes		\$0
Miller		\$0
Mitchell		\$0
Muscogee		\$0
Quitman		\$0
Randolph		\$0
Seminole		\$0
Stewart		\$0
Sumter		\$0
Terrell		\$0
Thomas		\$0
Tift	4	\$13,400
Turner		\$0
Webster		\$0
Worth		\$0
Total	112	\$535,400

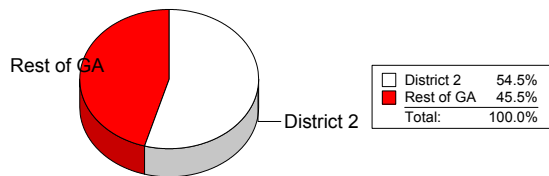
State Total: \$983,200

Bell Peppers

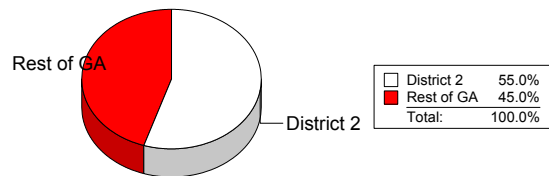
	Acres	Farm Gate Value
Baker		\$0
Brooks	650	\$4,570,500
Calhoun		\$0
Chattahoochee		\$0
Clav		\$0
Colquitt	1,270	\$13,132,125
Crisp		\$0
Decatur	3	\$20,640
Dougherty		\$0
Early		\$0
Grady	83	\$580,539
Lee		\$0
Lowndes	270	\$3,268,500
Miller		\$0
Mitchell	97	\$709,070
Muscogee		\$0
Quitman		\$0
Randolph		\$0
Seminole	2	\$20,640
Stewart		\$0
Sumter	50	\$430,000
Terrell		\$0
Thomas	82	\$832,136
Tift	480	\$8,283,000
Turner		\$0
Webster		\$0
Worth		\$0
Total	2,987	\$31,847,150

State Total: \$57,905,678

Congressional District as % of Georgia



Congressional District as % of Georgia



Broccoli

	Acres	Farm Gate Value
Baker		\$0
Brooks		\$0
Calhoun		\$0
Chattahoochee		\$0
Clav		\$0
Colquitt		\$0
Crisp		\$0
Decatur		\$0
Dougherty		\$0
Early		\$0
Grady		\$0
Lee		\$0
Lowndes		\$0
Miller		\$0
Mitchell		\$0
Muscogee		\$0
Quitman		\$0
Randolph		\$0
Seminole		\$0
Stewart		\$0
Sumter		\$0
Terrell		\$0
Thomas		\$0
Tift		\$0
Turner	5	\$18,850
Webster		\$0
Worth		\$0
Total	5	\$18,850

State Total:

\$284,925

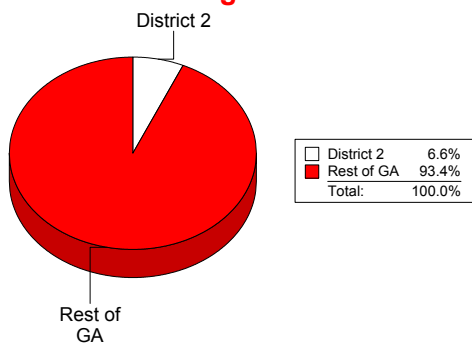
Cabbage

	Acres	Farm Gate Value
Baker		\$0
Brooks	455	\$1,387,125
Calhoun		\$0
Chattahoochee		\$0
Clav		\$0
Colquitt	8,100	\$21,382,250
Crisp		\$0
Decatur		\$0
Dougherty	1	\$2,120
Early		\$0
Grady	80	\$437,400
Lee		\$0
Lowndes	240	\$786,600
Miller		\$0
Mitchell	10	\$23,850
Muscogee		\$0
Quitman		\$0
Randolph		\$0
Seminole		\$0
Stewart		\$0
Sumter		\$0
Terrell		\$0
Thomas	58	\$223,155
Tift	520	\$2,352,550
Turner	97	\$77,115
Webster		\$0
Worth	120	\$526,500
Total	9,681	\$27,198,665

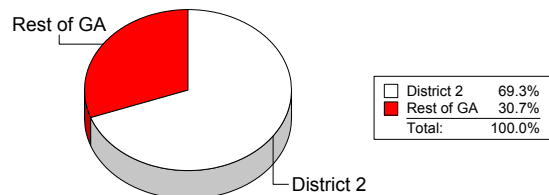
State Total:

\$39,226,040

Congressional District as % of Georgia



Congressional District as % of Georgia



Cantaloupe

	Acres	Farm Gate Value
Baker		\$0
Brooks	206	\$596,800
Calhoun		\$0
Chattahoochee		\$0
Clav		\$0
Colquitt	650	\$2,345,000
Crisp	400	\$1,600,000
Decatur	45	\$38,250
Dougherty	9	\$22,166
Early		\$0
Grady		\$0
Lee	14	\$5,720
Lowndes	100	\$675,000
Miller		\$0
Mitchell	268	\$1,059,500
Muscogee		\$0
Quitman		\$0
Randolph		\$0
Seminole	6	\$21,000
Stewart		\$0
Sumter		\$0
Terrell		\$0
Thomas		\$0
Tift	1,100	\$3,786,000
Turner	260	\$624,000
Webster		\$0
Worth	91	\$318,500
Total	3,149	\$11,091,936

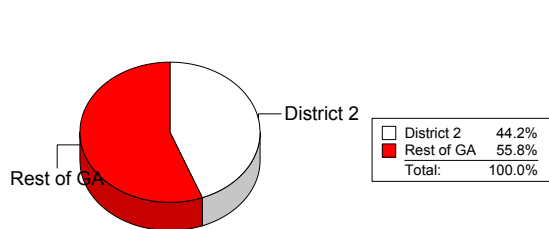
State Total: \$25,085,474

Carrots

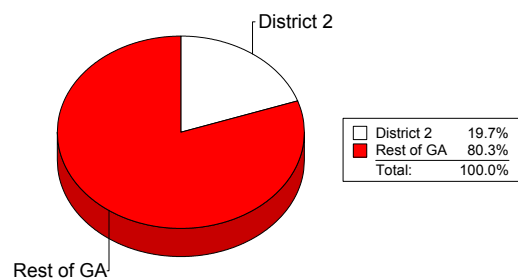
	Acres	Farm Gate Value
Baker	200	\$480,000
Brooks		\$0
Calhoun		\$0
Chattahoochee		\$0
Clav		\$0
Colquitt		\$0
Crisp		\$0
Decatur	300	\$990,000
Dougherty		\$0
Early		\$0
Grady		\$0
Lee		\$0
Lowndes		\$0
Miller		\$0
Mitchell	273	\$819,000
Muscogee		\$0
Quitman		\$0
Randolph		\$0
Seminole		\$0
Stewart		\$0
Sumter		\$0
Terrell		\$0
Thomas		\$0
Tift		\$0
Turner		\$0
Webster		\$0
Worth		\$0
Total	773	\$2,289,000

State Total: \$11,590,470

Congressional District as % of Georgia



Congressional District as % of Georgia



Collards

	Acres	Farm Gate Value
Baker		\$0
Brooks	410	\$620,955
Calhoun		\$0
Chattahoochee		\$0
Clav		\$0
Colquitt	1,500	\$1,653,750
Crisp	57	\$99,225
Decatur		\$0
Dougherty	4	\$7,166
Early		\$0
Grady	550	\$1,114,313
Lee	10	\$945
Lowndes		\$0
Miller		\$0
Mitchell	312	\$546,683
Muscogee		\$0
Quitman		\$0
Randolph		\$0
Seminole		\$0
Stewart		\$0
Sumter		\$0
Terrell		\$0
Thomas	72	\$120,960
Tift	1,500	\$6,063,750
Turner	65	\$1,023,750
Webster		\$0
Worth		\$0
Total	4,480	\$11,251,496

State Total:

\$22,561,442

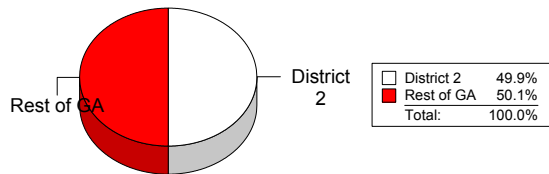
Cucumbers

	Acres	Farm Gate Value
Baker		\$0
Brooks	2,250	\$9,240,000
Calhoun		\$0
Chattahoochee		\$0
Clav		\$0
Colquitt	2,500	\$5,745,000
Crisp		\$0
Decatur	75	\$206,250
Dougherty	3	\$4,200
Early		\$0
Grady		\$0
Lee	80	\$457,600
Lowndes	330	\$1,513,100
Miller		\$0
Mitchell	1,041	\$2,177,750
Muscogee		\$0
Quitman		\$0
Randolph		\$0
Seminole	45	\$110,250
Stewart		\$0
Sumter	900	\$1,800,063
Terrell		\$0
Thomas		\$0
Tift	1,000	\$3,910,000
Turner	54	\$189,000
Webster		\$0
Worth	90	\$346,500
Total	8,368	\$25,699,713

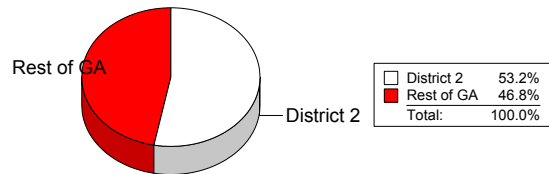
State Total:

\$48,314,695

Congressional District as % of Georgia



Congressional District as % of Georgia



Eggplant

	Acres	Farm Gate Value
Baker		\$0
Brooks	78	\$514,800
Calhoun		\$0
Chattahoochee		\$0
Clav		\$0
Colquitt	450	\$3,960,000
Crisp		\$0
Decatur		\$0
Douherty		\$0
Early		\$0
Grady	19	\$198,600
Lee		\$0
Lowndes	173	\$1,035,600
Miller		\$0
Mitchell	20	\$78,000
Muscogee		\$0
Quitman		\$0
Randolph		\$0
Seminole	2	\$16,800
Stewart		\$0
Sumter		\$0
Terrell		\$0
Thomas		\$0
Tift	110	\$1,254,000
Turner		\$0
Webster		\$0
Worth		\$0
Total	852	\$7,057,800

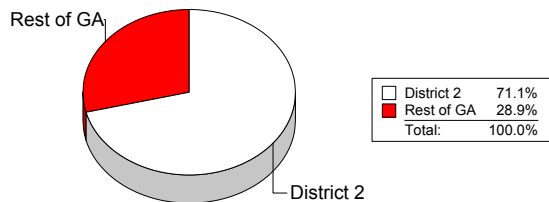
State Total: \$9,930,587

English Peas

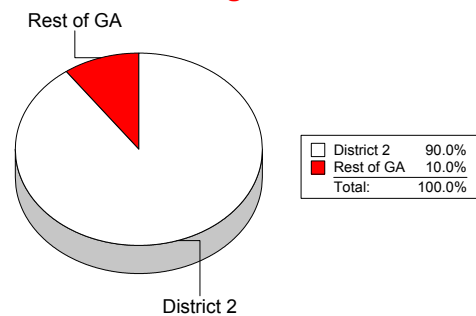
	Acres	Farm Gate Value
Baker		\$0
Brooks	80	\$96,000
Calhoun		\$0
Chattahoochee		\$0
Clav		\$0
Colquitt		\$0
Crisp		\$0
Decatur		\$0
Douherty		\$0
Early		\$0
Grady	110	\$80,400
Lee		\$0
Lowndes		\$0
Miller		\$0
Mitchell		\$0
Muscogee		\$0
Quitman		\$0
Randolph		\$0
Seminole	210	\$57,750
Stewart		\$0
Sumter		\$0
Terrell	14	\$6,480
Thomas		\$0
Tift	2	\$2,880
Turner		\$0
Webster		\$0
Worth		\$0
Total	416	\$243,510

State Total: \$270,510

Congressional District as % of Georgia



Congressional District as % of Georgia



Green House

	Acres	Farm Gate Value
Baker		\$0
Brooks		\$0
Calhoun		\$0
Chattahoochee		\$0
Clav		\$0
Colquitt		\$0
Crisp		\$0
Decatur		\$0
Dougherty		\$0
Early		\$0
Grady		\$0
Lee		\$0
Lowndes		\$0
Miller		\$0
Mitchell		\$0
Muscogee		\$0
Quitman		\$0
Randolph		\$0
Seminole		\$0
Stewart		\$0
Sumter		\$0
Terrell		\$0
Thomas		\$0
Tift		\$0
Turner		\$0
Webster		\$0
Worth		\$0
Total		\$0

State Total:

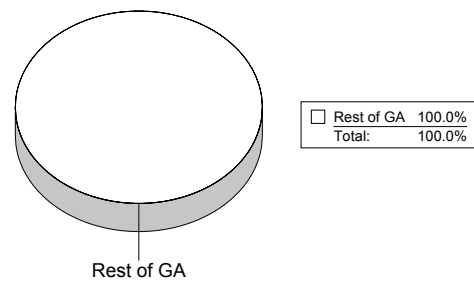
Green Onions

	Acres	Farm Gate Value
Baker		\$0
Brooks		\$0
Calhoun		\$0
Chattahoochee		\$0
Clav		\$0
Colquitt		\$0
Crisp		\$0
Decatur		\$0
Dougherty		\$0
Early		\$0
Grady		\$0
Lee		\$0
Lowndes		\$0
Miller		\$0
Mitchell		\$0
Muscogee		\$0
Quitman		\$0
Randolph		\$0
Seminole		\$0
Stewart		\$0
Sumter		\$0
Terrell		\$0
Thomas		\$0
Tift		\$0
Turner		\$0
Webster		\$0
Worth		\$0
Total		\$0

State Total:

\$2,015,000

Congressional District as % of Georgia



Hot Peppers

	Acres	Farm Gate Value
Baker		\$0
Brooks	12	\$84,000
Calhoun		\$0
Chattahoochee		\$0
Clav		\$0
Colquitt	160	\$720,000
Crisp		\$0
Decatur		\$0
Dougherty		\$0
Early		\$0
Grady	33	\$426,000
Lee		\$0
Lowndes	25	\$142,000
Miller		\$0
Mitchell	2	\$14,000
Muscogee		\$0
Quitman		\$0
Randolph		\$0
Seminole	3	\$22,500
Stewart		\$0
Sumter		\$0
Terrell		\$0
Thomas		\$0
Tift	110	\$1,320,000
Turner	67	\$1,072,000
Webster		\$0
Worth		\$0
Total	412	\$3,800,500

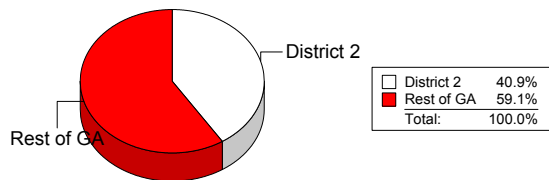
State Total: \$9,288,790

Irish Potatoes

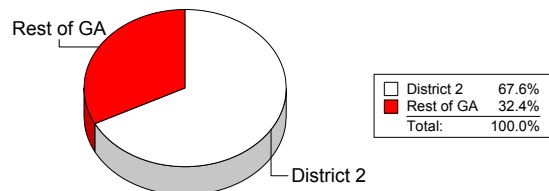
	Acres	Farm Gate Value
Baker		\$0
Brooks		\$0
Calhoun		\$0
Chattahoochee		\$0
Clav		\$0
Colquitt		\$0
Crisp		\$0
Decatur	3	\$13,050
Dougherty		\$0
Early		\$0
Grady		\$0
Lee		\$0
Lowndes		\$0
Miller	340	\$571,200
Mitchell		\$0
Muscogee		\$0
Quitman		\$0
Randolph		\$0
Seminole	412	\$403,760
Stewart		\$0
Sumter		\$0
Terrell		\$0
Thomas		\$0
Tift		\$0
Turner		\$0
Webster		\$0
Worth		\$0
Total	755	\$988,010

State Total: \$1,461,598

Congressional District as % of Georgia



Congressional District as % of Georgia



Kale

	Acres	Farm Gate Value
Baker		\$0
Brooks	60	\$94,500
Calhoun		\$0
Chattahoochee		\$0
Clav		\$0
Colquitt	450	\$479,598
Crisp		\$0
Decatur		\$0
Dougherty		\$0
Early		\$0
Grady	210	\$442,890
Lee		\$0
Lowndes		\$0
Miller		\$0
Mitchell	5	\$14,963
Muscogee		\$0
Quitman		\$0
Randolph		\$0
Seminole		\$0
Stewart		\$0
Sumter		\$0
Terrell		\$0
Thomas	65	\$109,200
Tift	340	\$582,750
Turner		\$0
Webster		\$0
Worth		\$0
Total	1,130	\$1,723,901

State Total:

\$2,148,249

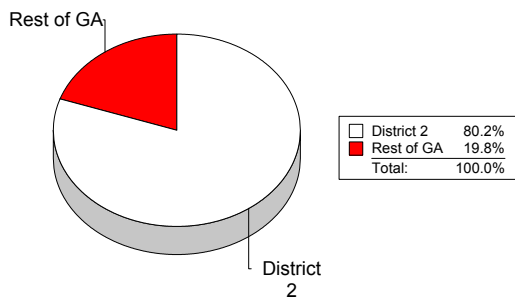
Lettuce

	Acres	Farm Gate Value
Baker		\$0
Brooks	20	\$60,000
Calhoun		\$0
Chattahoochee		\$0
Clav		\$0
Colquitt		\$0
Crisp		\$0
Decatur		\$0
Dougherty		\$0
Early		\$0
Grady		\$0
Lee		\$0
Lowndes		\$0
Miller		\$0
Mitchell		\$0
Muscogee		\$0
Quitman		\$0
Randolph		\$0
Seminole		\$0
Stewart		\$0
Sumter		\$0
Terrell		\$0
Thomas		\$0
Tift	60	\$172,500
Turner		\$0
Webster		\$0
Worth		\$0
Total	80	\$232,500

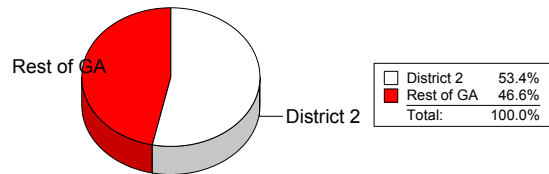
State Total:

\$435,000

Congressional District as % of Georgia



Congressional District as % of Georgia



Lima Beans

	Acres	Farm Gate Value
Baker		\$0
Brooks	225	\$337,500
Calhoun		\$0
Chattahoochee		\$0
Clav		\$0
Colquitt	150	\$202,500
Crisp	290	\$565,500
Decatur	304	\$456,000
Dougherty		\$0
Early	124	\$62,000
Grady	585	\$798,525
Lee		\$0
Lowndes	45	\$135,000
Miller		\$0
Mitchell		\$0
Muscogee		\$0
Quitman		\$0
Randolph		\$0
Seminole		\$0
Stewart		\$0
Sumter		\$0
Terrell	4	\$2,580
Thomas		\$0
Tift	60	\$123,750
Turner	249	\$560,250
Webster		\$0
Worth	225	\$421,875
Total	2,261	\$3,665,480

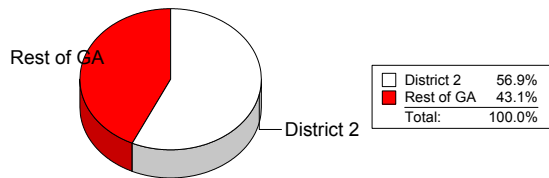
State Total: \$6,443,803

Mustard

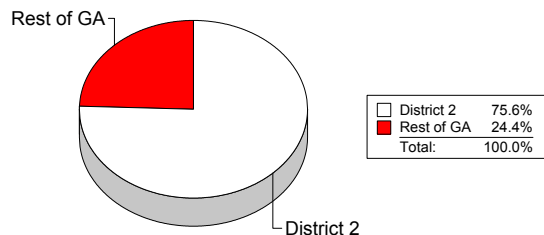
	Acres	Farm Gate Value
Baker		\$0
Brooks	100	\$170,625
Calhoun		\$0
Chattahoochee		\$0
Clav		\$0
Colquitt	1,250	\$1,349,460
Crisp		\$0
Decatur		\$0
Dougherty		\$0
Early		\$0
Grady	120	\$219,450
Lee	10	\$945
Lowndes		\$0
Miller		\$0
Mitchell	36	\$79,380
Muscogee		\$0
Quitman		\$0
Randolph		\$0
Seminole		\$0
Stewart		\$0
Sumter		\$0
Terrell		\$0
Thomas	65	\$139,913
Tift	1,500	\$3,465,000
Turner		\$0
Webster		\$0
Worth		\$0
Total	3,081	\$5,424,773

State Total: \$7,177,992

Congressional District as % of Georgia



Congressional District as % of Georgia



Okra

	Acres	Farm Gate Value
Baker		\$0
Brooks	10	\$49,875
Calhoun		\$0
Chattahoochee		\$0
Clav		\$0
Colquitt	10	\$13,300
Crisp		\$0
Decatur	4	\$17,400
Dougherty	6	\$13,475
Early	20	\$399
Grady	155	\$346,521
Lee	10	\$28,000
Lowndes		\$0
Miller		\$0
Mitchell		\$0
Muscogee		\$0
Quitman		\$0
Randolph		\$0
Seminole	5	\$11,638
Stewart		\$0
Sumter		\$0
Terrell	2	\$1,097
Thomas	19	\$54,962
Tift	2	\$3,990
Turner	1	\$2,328
Webster		\$0
Worth		\$0
Total	243	\$542,985

State Total:

\$891,816

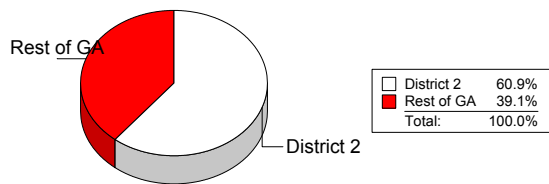
Onions

	Acres	Farm Gate Value
Baker		\$0
Brooks		\$0
Calhoun		\$0
Chattahoochee		\$0
Clav		\$0
Colquitt		\$0
Crisp		\$0
Decatur		\$0
Dougherty	1	\$5,400
Early		\$0
Grady		\$0
Lee		\$0
Lowndes		\$0
Miller		\$0
Mitchell		\$0
Muscogee		\$0
Quitman		\$0
Randolph		\$0
Seminole	4	\$28,800
Stewart		\$0
Sumter		\$0
Terrell		\$0
Thomas		\$0
Tift	14	\$75,600
Turner		\$0
Webster		\$0
Worth		\$0
Total	19	\$109,800

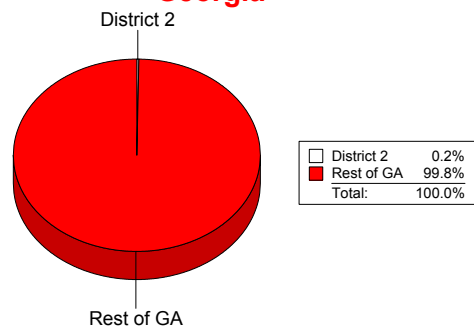
State Total:

\$70,459,800

Congressional District as % of Georgia



Congressional District as % of Georgia



Other

	Farm Gate Value
Baker	
Brooks	
Calhoun	
Chattahoochee	
Clay	
Colquitt	\$68,400
Crisp	
Decatur	\$315,000
Dougherty	
Early	
Grady	
Lee	
Lowndes	
Miller	
Mitchell	
Muscogee	
Quitman	
Randolph	
Seminole	
Stewart	
Sumter	
Terrell	\$60,000
Thomas	
Tift	\$300,000
Turner	\$7,000
Webster	
Worth	\$17,000
Total	\$767,400

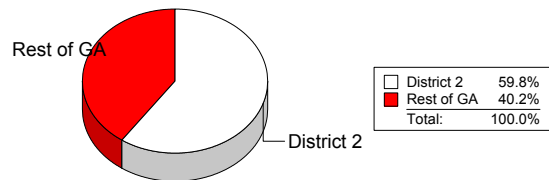
Pole Beans

	Acres	Farm Gate Value
Baker		\$0
Brooks		\$0
Calhoun		\$0
Chattahoochee		\$0
Clay		\$0
Colquitt	10	\$7,500
Crisp		\$0
Decatur		\$0
Dougherty	12	\$45,000
Early		\$0
Grady	230	\$733,125
Lee	326	\$514,830
Lowndes		\$0
Miller		\$0
Mitchell		\$0
Muscogee		\$0
Quitman		\$0
Randolph		\$0
Seminole		\$0
Stewart		\$0
Sumter	49	\$105,965
Terrell		\$0
Thomas		\$0
Tift	40	\$150,000
Turner		\$0
Webster		\$0
Worth		\$0
Total	667	\$1,556,420

State Total:

\$2,601,245

Congressional District as % of Georgia



Pumpkin

	Acres	Farm Gate Value
Baker		\$0
Brooks	22	\$26,400
Calhoun		\$0
Chattahoochee		\$0
Clav		\$0
Colquitt		\$0
Crisp		\$0
Decatur		\$0
Douhertv	1	\$26,250
Earlv		\$0
Gradv		\$0
Lee		\$0
Lowndes		\$0
Miller		\$0
Mitchell		\$0
Muscogee		\$0
Quitman		\$0
Randolph		\$0
Seminole		\$0
Stewart		\$0
Sumter		\$0
Terrell		\$0
Thomas		\$0
Tift		\$0
Turner		\$0
Webster		\$0
Worth	62	\$186,000
Total	85	\$238,650

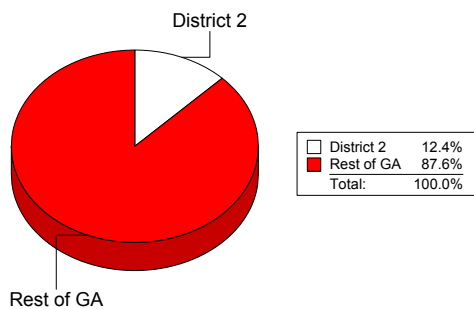
State Total: \$1,930,630

Snap Beans

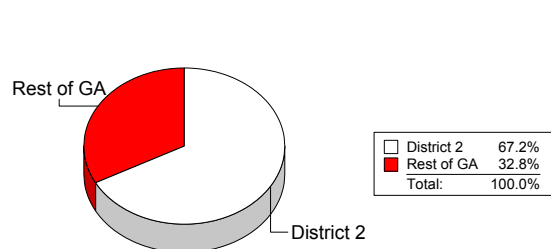
	Acres	Farm Gate Value
Baker		\$0
Brooks	225	\$137,813
Calhoun		\$0
Chattahoochee		\$0
Clav		\$0
Colquitt	900	\$478,350
Crisp	150	\$324,675
Decatur	2,050	\$3,275,725
Douhertv		\$0
Earlv		\$0
Gradv	35	\$64,103
Lee	641	\$1,026,080
Lowndes	220	\$635,700
Miller		\$0
Mitchell	540	\$402,710
Muscogee		\$0
Quitman		\$0
Randolph		\$0
Seminole	985	\$603,313
Stewart		\$0
Sumter	5,297	\$12,991,486
Terrell		\$0
Thomas	94	\$272,496
Tift	1,750	\$4,373,813
Turner	523	\$1,405,824
Webster	105	\$236,986
Worth		\$0
Total	13,515	\$26,229,072

State Total: \$39,057,905

Congressional District as % of Georgia



Congressional District as % of Georgia



Southern Peas

	Acres	Farm Gate Value
Baker		\$0
Brooks	200	\$253,000
Calhoun		\$0
Chattahoochee		\$0
Clav		\$0
Colquitt	50	\$30,188
Crisp	275	\$411,125
Decatur	135	\$164,550
Dougherty	45	\$40,940
Early	47	\$21,528
Grady	270	\$160,770
Lee	42	\$21,151
Lowndes	15	\$15,525
Miller	60	\$86,250
Mitchell	25	\$37,375
Muscogee		\$0
Quitman		\$0
Randolph		\$0
Seminole	456	\$219,760
Stewart	6	\$5,348
Sumter		\$0
Terrell		\$0
Thomas	197	\$305,613
Tift	650	\$971,750
Turner	167	\$249,665
Webster		\$0
Worth	188	\$281,060
Total	2,827	\$3,275,596

State Total:

\$7,136,875

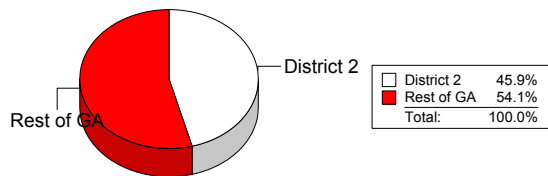
Spinach

	Acres	Farm Gate Value
Baker		\$0
Brooks	40	\$192,000
Calhoun		\$0
Chattahoochee		\$0
Clav		\$0
Colquitt	25	\$22,500
Crisp		\$0
Decatur		\$0
Dougherty		\$0
Early		\$0
Grady		\$0
Lee		\$0
Lowndes		\$0
Miller		\$0
Mitchell		\$0
Muscogee		\$0
Quitman		\$0
Randolph		\$0
Seminole		\$0
Stewart		\$0
Sumter		\$0
Terrell		\$0
Thomas		\$0
Tift	25	\$115,500
Turner		\$0
Webster		\$0
Worth		\$0
Total	90	\$330,000

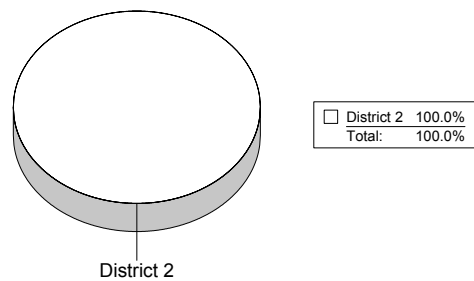
State Total:

\$330,000

Congressional District as % of Georgia



Congressional District as % of Georgia



Sweet Corn

	Acres	Farm Gate Value
Baker	20	\$4,000
Brooks	30	\$73,500
Calhoun		\$0
Chattahoochee		\$0
Clav		\$0
Colquitt	200	\$350,000
Crisp		\$0
Decatur	15,800	\$38,800,000
Dougherty		\$0
Early		\$0
Grady	345	\$727,805
Lee	125	\$26,250
Lowndes		\$0
Miller	565	\$1,582,000
Mitchell	6,257	\$16,503,600
Muscogee		\$0
Quitman		\$0
Randolph		\$0
Seminole	350	\$857,500
Stewart		\$0
Sumter		\$0
Terrell	18	\$28,350
Thomas		\$0
Tift	5	\$12,250
Turner	5	\$12,250
Webster		\$0
Worth		\$0
Total	23,720	\$58,977,505

State Total:

\$67,515,919

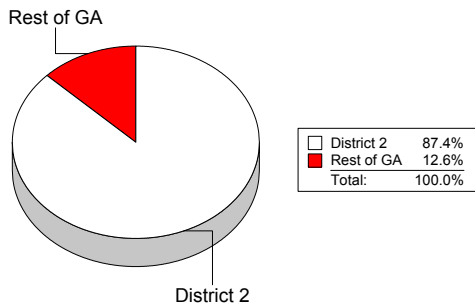
Sweet Potatoes

	Acres	Farm Gate Value
Baker		\$0
Brooks	10	\$21,750
Calhoun		\$0
Chattahoochee		\$0
Clav		\$0
Colquitt		\$0
Crisp		\$0
Decatur	3	\$15,660
Dougherty		\$0
Early		\$0
Grady	8	\$13,920
Lee		\$0
Lowndes		\$0
Miller		\$0
Mitchell	1	\$1,523
Muscogee		\$0
Quitman		\$0
Randolph		\$0
Seminole		\$0
Stewart		\$0
Sumter		\$0
Terrell		\$0
Thomas		\$0
Tift	97	\$358,658
Turner		\$0
Webster		\$0
Worth		\$0
Total	119	\$411,510

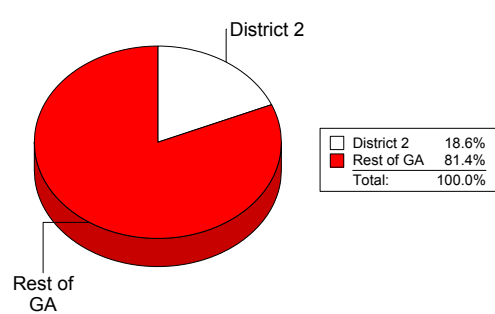
State Total:

\$2,208,743

Congressional District as % of Georgia



Congressional District as % of Georgia



Tomato

	Acres	Farm Gate Value
Baker		\$0
Brooks	235	\$2,478,400
Calhoun		\$0
Chattahoochee		\$0
Clav		\$0
Colquitt	400	\$4,426,000
Crisp		\$0
Decatur	3,530	\$32,159,500
Dougherty	7	\$22,400
Early		\$0
Grady	134	\$1,354,000
Lee		\$0
Lowndes	40	\$319,500
Miller		\$0
Mitchell	102	\$1,272,720
Muscogee		\$0
Quitman		\$0
Randolph		\$0
Seminole	52	\$653,120
Stewart		\$0
Sumter		\$0
Terrell		\$0
Thomas		\$0
Tift	77	\$1,038,800
Turner	2	\$10,990
Webster		\$0
Worth	4	\$31,400
Total	4,583	\$43,766,830

State Total:

\$54,509,572

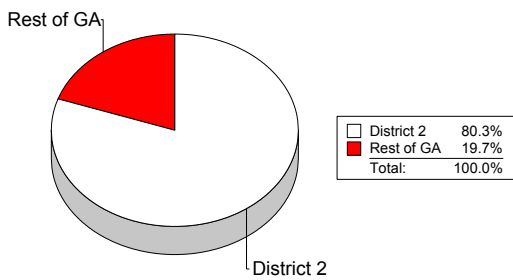
Turnip Greens

	Acres	Farm Gate Value
Baker		\$0
Brooks	375	\$504,631
Calhoun		\$0
Chattahoochee		\$0
Clav		\$0
Colquitt	1,800	\$2,115,180
Crisp	200	\$270,375
Decatur	3	\$3,150
Dougherty		\$0
Early		\$0
Grady	140	\$257,513
Lee	20	\$3,780
Lowndes		\$0
Miller		\$0
Mitchell	100	\$187,688
Muscogee		\$0
Quitman		\$0
Randolph		\$0
Seminole	5	\$8,925
Stewart		\$0
Sumter		\$0
Terrell		\$0
Thomas	51	\$96,390
Tift	3,000	\$5,985,000
Turner	27	\$48,195
Webster		\$0
Worth	50	\$91,350
Total	5,771	\$9,572,176

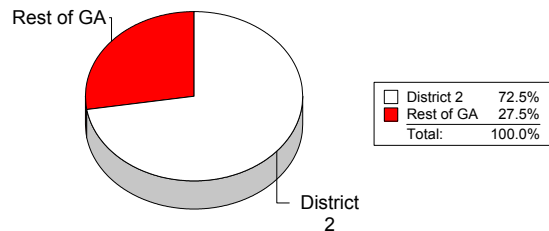
State Total:

\$13,194,697

Congressional District as % of Georgia



Congressional District as % of Georgia



Turnip Roots

	Acres	Farm Gate Value
Baker		\$0
Brooks	25	\$35,000
Calhoun		\$0
Chattahoochee		\$0
Clav		\$0
Colquitt	50	\$56,875
Crisp		\$0
Decatur		\$0
Douhertv		\$0
Earlv		\$0
Gradv		\$0
Lee		\$0
Lowndes		\$0
Miller		\$0
Mitchell		\$0
Muscogee		\$0
Quitman		\$0
Randolph		\$0
Seminole		\$0
Stewart		\$0
Sumter		\$0
Terrell		\$0
Thomas		\$0
Tift	50	\$119,000
Turner		\$0
Webster		\$0
Worth	14	\$33,320
Total	139	\$244,195

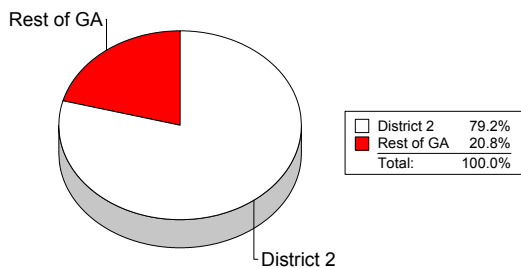
State Total: \$308,280

Watermelon

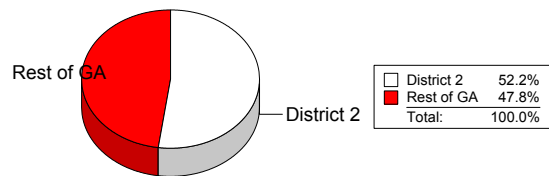
	Acres	Farm Gate Value
Baker	50	\$388
Brooks	560	\$1,705,000
Calhoun		\$0
Chattahoochee		\$0
Clav	24	\$46,500
Colquitt	1,050	\$4,719,750
Crisp	4,100	\$15,724,750
Decatur	530	\$2,375,000
Douhertv	49	\$47,469
Earlv	159	\$66,542
Gradv		\$0
Lee	120	\$121,001
Lowndes	20	\$54,250
Miller		\$0
Mitchell	225	\$755,625
Muscogee		\$0
Quitman		\$0
Randolph		\$0
Seminole	214	\$829,250
Stewart		\$0
Sumter		\$0
Terrell	36	\$55,025
Thomas	88	\$325,500
Tift	2,500	\$9,687,500
Turner	1,221	\$4,203,988
Webster	120	\$2,232
Worth	2,522	\$8,726,500
Total	13,588	\$49,446,268

State Total: \$94,778,608

Congressional District as % of Georgia



Congressional District as % of Georgia



Winter Squash

	Acres	Farm Gate Value
Baker		\$0
Brooks		\$0
Calhoun		\$0
Chattahoochee		\$0
Clav		\$0
Colquitt	85	\$294,000
Crisp		\$0
Decatur		\$0
Dougherty		\$0
Early		\$0
Grady	8	\$19,600
Lee		\$0
Lowndes	10	\$42,000
Miller		\$0
Mitchell		\$0
Muscogee		\$0
Quitman		\$0
Randolph		\$0
Seminole		\$0
Stewart		\$0
Sumter		\$0
Terrell		\$0
Thomas		\$0
Tift	50	\$192,500
Turner		\$0
Webster		\$0
Worth		\$0
Total	153	\$548,100

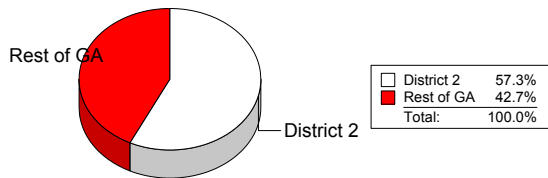
State Total: \$957,047

Yellow Squash

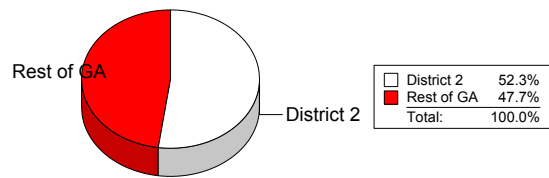
	Acres	Farm Gate Value
Baker	40	\$266,500
Brooks	750	\$4,807,813
Calhoun		\$0
Chattahoochee		\$0
Clav		\$0
Colquitt	925	\$2,386,875
Crisp		\$0
Decatur	40	\$408,000
Dougherty	1	\$250
Early		\$0
Grady	80	\$217,750
Lee	31	\$279,353
Lowndes	155	\$1,401,188
Miller		\$0
Mitchell	389	\$1,331,300
Muscogee		\$0
Quitman		\$0
Randolph		\$0
Seminole	17	\$103,275
Stewart		\$0
Sumter	210	\$2,646,082
Terrell		\$0
Thomas	123	\$380,068
Tift	320	\$3,928,000
Turner	73	\$279,225
Webster		\$0
Worth	52	\$198,900
Total	3,206	\$18,634,577

State Total: \$35,632,938

Congressional District as % of Georgia



Congressional District as % of Georgia

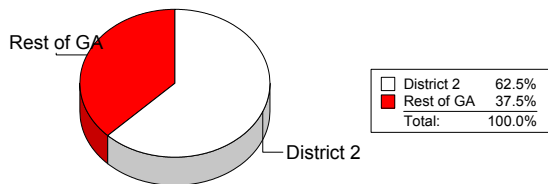


Zucchini

	Acres	Farm Gate Value
Baker	100	\$379,000
Brooks	100	\$684,000
Calhoun		\$0
Chattahoochee		\$0
Clay		\$0
Colquitt	1,375	\$3,366,500
Crisp		\$0
Decatur	20	\$121,600
Dougherty		\$0
Early		\$0
Grady	35	\$107,300
Lee	10	\$39,500
Lowndes	115	\$762,150
Miller		\$0
Mitchell	585	\$1,830,525
Muscogee		\$0
Quitman		\$0
Randolph		\$0
Seminole		\$0
Stewart		\$0
Sumter	125	\$1,975,000
Terrell		\$0
Thomas	28	\$83,998
Tift	250	\$3,191,250
Turner		\$0
Webster		\$0
Worth		\$0
Total	2,743	\$12,540,823

State Total: \$20,075,136

Congressional District as % of Georgia

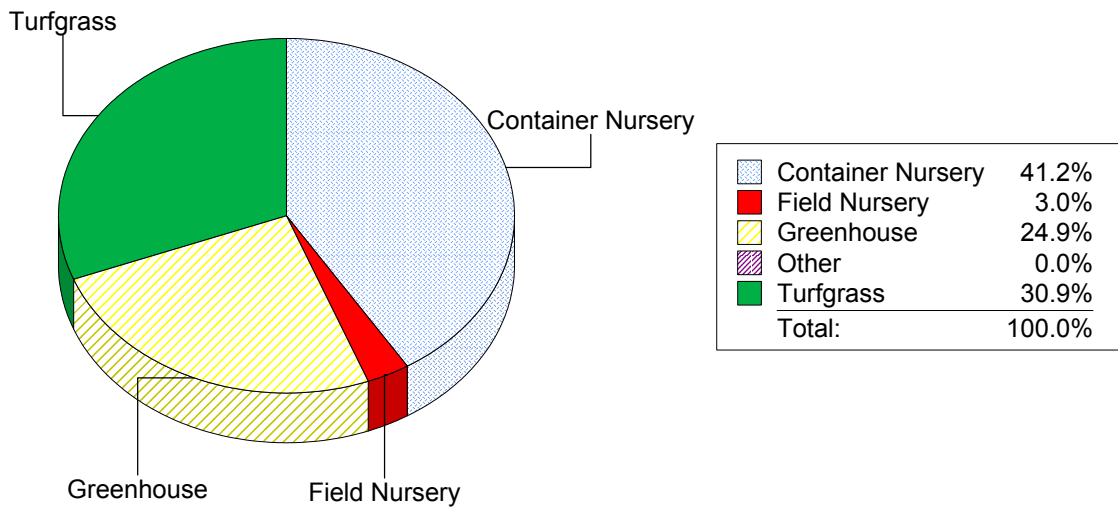


Ornamental Horticulture Farm Gate Value

Congressional District 2

\$ 111,085,251

2002 Ornamental Horticulture Farm Gate Value Congressional District 2



Container Nursery

County	Acres	Price	Farm Gate Value
Baker	3	\$42,200	\$126,600
Brooks	8	\$42,200	\$337,600
Calhoun			\$0
Chattahoochee			\$0
Clay	14	\$42,200	\$590,800
Colquitt	15	\$42,200	\$633,000
Crisp	4	\$42,200	\$168,800
Decatur	40	\$42,200	\$1,688,000
Dougherty	1	\$42,200	\$42,200
Early			\$0
Grady	815	\$42,200	\$34,393,000
Lee	5	\$42,200	\$211,000
Lowndes	80	\$42,200	\$3,376,000
Miller			\$0
Mitchell			\$0
Muscogee			\$0
Quitman			\$0
Randolph			\$0
Seminole			\$0
Stewart	25	\$42,200	\$1,055,000
Sumter	7	\$42,200	\$295,400
Terrell	1	\$42,200	\$42,200
Thomas	54	\$42,200	\$2,278,800
Tift	10	\$42,200	\$422,000
Turner			\$0
Webster	1	\$42,200	\$42,200
Worth	2	\$42,200	\$84,400
Total	1,085		\$45,787,000

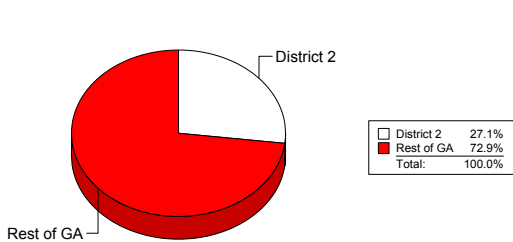
State Total: \$169,155,750

Field Nursery

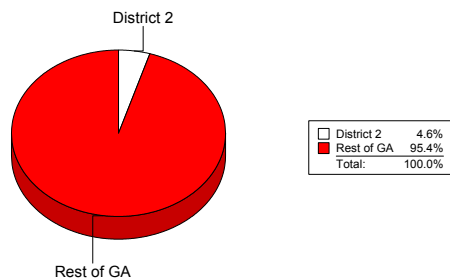
County	Acres	Price	Farm Gate Value
Baker	10	\$12,720	\$127,200
Brooks	1	\$12,720	\$12,720
Calhoun			\$0
Chattahoochee			\$0
Clay			\$0
Colquitt	23	\$12,720	\$292,560
Crisp	2	\$12,720	\$22,896
Decatur			\$0
Dougherty	1	\$12,720	\$12,720
Early			\$0
Grady	175	\$12,720	\$2,226,000
Lee			\$0
Lowndes	12	\$12,720	\$152,640
Miller			\$0
Mitchell			\$0
Muscogee			\$0
Quitman			\$0
Randolph			\$0
Seminole	6	\$12,720	\$76,320
Stewart			\$0
Sumter			\$0
Terrell			\$0
Thomas	26	\$12,720	\$330,720
Tift	4	\$12,720	\$50,880
Turner			\$0
Webster			\$0
Worth			\$0
Total	260		\$3,304,656

State Total: \$71,216,736

Congressional District as % of Georgia



Congressional District as % of Georgia



Greenhouse

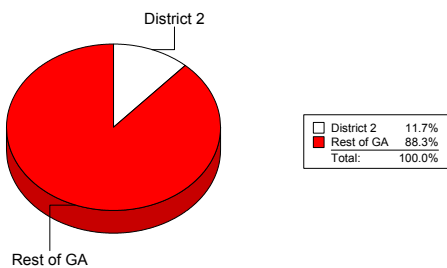
County	Sq Ft	Price	Farm Gate Value
Baker	40,000	\$12.00	\$480,000
Brooks	45,000	\$12.00	\$540,000
Calhoun	45,000	\$12.00	\$540,000
Chattahoochee			\$0
Clay			\$0
Colquitt	131,200	\$12.00	\$1,574,400
Crisp	21,000	\$12.00	\$252,000
Decatur	5,800	\$10.80	\$62,640
Dougherty	500	\$12.00	\$6,000
Early	3,000	\$12.00	\$36,000
Grady	,034,608	\$3.60	\$7,324,589
Lee	32,000	\$12.00	\$384,000
Lowndes	200,000	\$12.00	\$2,400,000
Miller			\$0
Mitchell	25,000	\$12.00	\$300,000
Muscogee			\$0
Quitman			\$0
Randolph	15,000	\$12.00	\$180,000
Seminole	13,000	\$12.00	\$156,000
Stewart	5,760	\$12.00	\$69,120
Sumter	155,400	\$12.00	\$1,864,800
Terrell			\$0
Thomas	34,000	\$12.00	\$408,000
Tift	900,000	\$12.00	\$10,800,000
Turner			\$0
Webster	25,000	\$12.00	\$300,000
Worth			\$0
Total	3,731,268		\$27,677,549

Other

County	Acres	Price	Farm Gate Value
Baker			
Brooks			
Calhoun			
Chattahoochee			
Clay			
Colquitt			
Crisp			
Decatur			
Dougherty			
Early			
Grady			
Lee			
Lowndes			
Miller			
Mitchell			
Muscogee			
Quitman			
Randolph			
Seminole			
Stewart			
Sumter			
Terrell			
Thomas			
Tift			
Turner			
Webster			
Worth			
Total			

State Total: \$236,478,664

Congressional District as % of Georgia

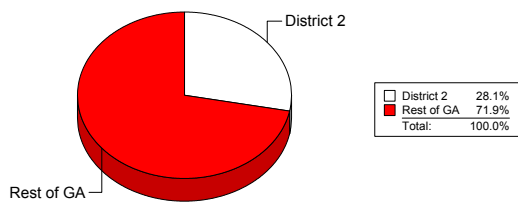


Turfgrass

County	Acres	Harvest Rate	Price	Farm Gate Value
Baker	200	0.67	\$4,260	\$570,840
Brooks				\$0
Calhoun				\$0
Chattahooche				\$0
Clay				\$0
Colquitt	1,140	0.67	\$4,260	\$3,253,788
Crisp	106	0.67	\$4,260	\$302,545
Decatur	833	0.67	\$4,260	\$2,377,549
Dougherty	800	0.67	\$4,260	\$2,283,360
Early	300	0.67	\$4,260	\$856,260
Grady	21	0.67	\$4,260	\$59,938
Lee	200	0.67	\$4,260	\$570,840
Lowndes	150	0.67	\$4,260	\$428,130
Miller	15	0.67	\$4,260	\$42,813
Mitchell	1,100	0.67	\$4,260	\$3,139,620
Muscogee				\$0
Quitman				\$0
Randolph				\$0
Seminole	510	0.67	\$4,260	\$1,455,642
Stewart				\$0
Sumter	1,600	0.67	\$4,260	\$4,566,720
Terrell	260	0.67	\$4,260	\$742,092
Thomas	52	0.67	\$4,260	\$148,418
Tift	2,450	0.67	\$4,260	\$6,992,790
Turner	1,266	0.67	\$4,260	\$3,613,417
Webster	20	0.67	\$4,260	\$57,084
Worth	1,000	0.67	\$4,260	\$2,854,200
Total	12,023			\$34,316,047

State Total: \$122,182,594

Congressional District as % of Georgia



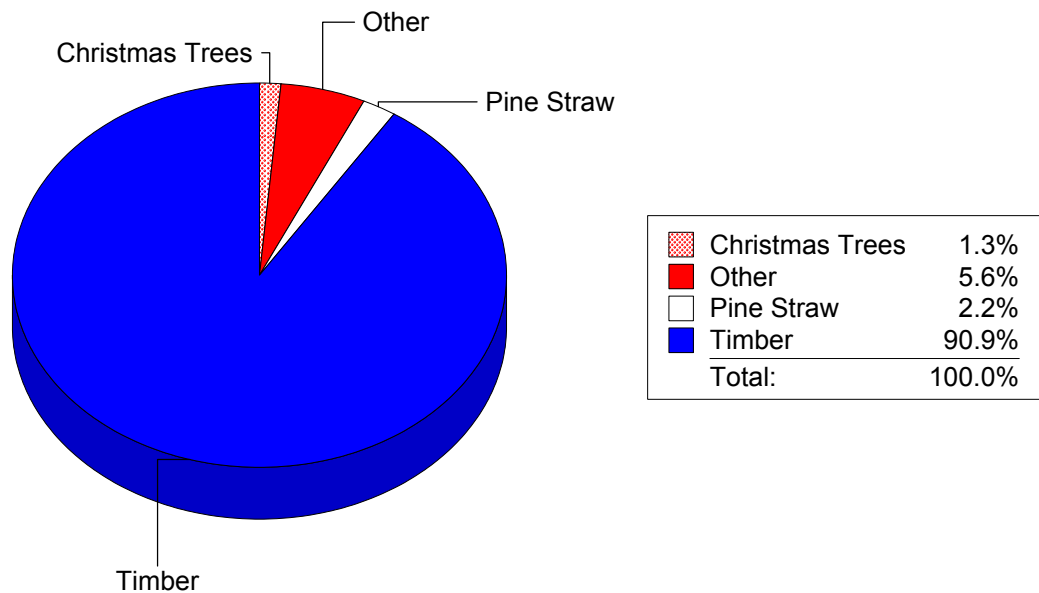
Forest Products Farm Gate Value

Congressional District 2

\$ 80,713,666

2002 Forestry Products Farm Gate Value

Congressional District 2



Christmas Trees

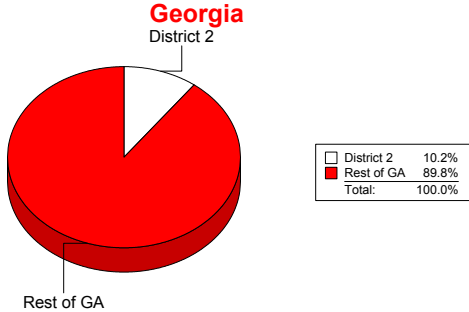
County	Acres	Harvest Rate	Price	Farm Gate Value
Baker				\$0
Brooks	10	0.25	\$15,000	\$37,500
Calhoun	6	0.25	\$15,000	\$22,500
Chattahoochee				\$0
Clay				\$0
Colquitt	5	0.25	\$15,000	\$18,750
Crisp	25	0.25	\$15,000	\$93,750
Decatur	12	0.25	\$15,000	\$45,000
Dougherty	40	0.25	\$15,000	\$150,000
Early	3	0.25	\$15,000	\$11,250
Grady	25	0.25	\$15,000	\$93,750
Lee	5	0.25	\$15,000	\$17,625
Lowndes	50	0.25	\$15,000	\$187,500
Miller				\$0
Mitchell				\$0
Muscogee				\$0
Quitman				\$0
Randolph				\$0
Seminole	40	0.25	\$15,000	\$150,000
Stewart				\$0
Sumter				\$0
Terrell				\$0
Thomas	25	0.25	\$15,000	\$93,750
Tift	40	0.25	\$15,000	\$150,000
Turner				\$0
Webster				\$0
Worth				\$0
Total	286			\$1,071,375

State Total: \$10,537,125

Other

County	Farm Gate Value
Baker	
Brooks	
Calhoun	
Chattahoochee	
Clay	
Colquitt	
Crisp	
Decatur	
Dougherty	
Early	
Grady	
Lee	
Lowndes	
Miller	
Mitchell	
Muscogee	
Quitman	
Randolph	\$3,000,000
Seminole	
Stewart	
Sumter	
Terrell	
Thomas	
Tift	\$1,500,000
Turner	
Webster	
Worth	
Total	\$4,500,000

Congressional District as % of Georgia



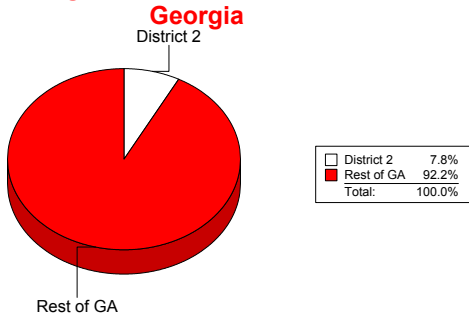
Pine Straw

County	Acres	Price	Farm Gate Value
Baker			\$0
Brooks	1,500	\$45	\$67,500
Calhoun			\$0
Chattahoochee			\$0
Clay			\$0
Colquitt	10,000	\$45	\$450,000
Crisp	2,000	\$45	\$90,000
Decatur	2,000	\$45	\$90,000
Dougherty	700	\$45	\$31,500
Early			\$0
Grady	300	\$45	\$13,500
Lee	1,200	\$45	\$54,000
Lowndes	2,000	\$45	\$90,000
Miller	500	\$45	\$22,500
Mitchell	700	\$45	\$31,500
Muscogee			\$0
Quitman			\$0
Randolph			\$0
Seminole	4,500	\$45	\$202,500
Stewart			\$0
Sumter	300	\$45	\$13,500
Terrell			\$0
Thomas	1,300	\$45	\$58,500
Tift	2,000	\$45	\$90,000
Turner	4,000	\$45	\$180,000
Webster			\$0
Worth	6,000	\$45	\$270,000
Total	39,000		\$1,755,000

State Total:

\$22,370,165

Congressional District as % of Georgia



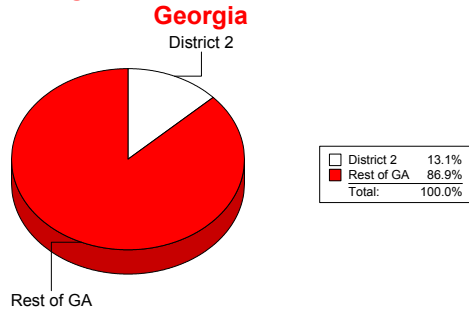
Timber

County	Farm Gate Value
Baker	\$2,500,000
Brooks	\$5,177,908
Calhoun	\$1,928,719
Chattahoochee	\$1,200,000
Clay	\$1,244,137
Colquitt	\$2,206,675
Crisp	\$1,168,715
Decatur	\$5,362,057
Dougherty	\$1,153,000
Early	\$2,487,435
Grady	\$2,949,825
Lee	\$2,282,021
Lowndes	\$12,000,000
Miller	\$2,250,000
Mitchell	\$2,000,000
Muscogee	\$0
Quitman	\$1,220,777
Randolph	\$2,399,445
Seminole	\$111,204
Stewart	\$6,500,732
Sumter	\$2,570,281
Terrell	\$1,900,000
Thomas	\$4,980,000
Tift	\$1,618,512
Turner	\$3,000,000
Webster	\$74,830
Worth	\$3,101,018
Total	\$73,387,291

State Total:

\$561,667,326

Congressional District as % of Georgia



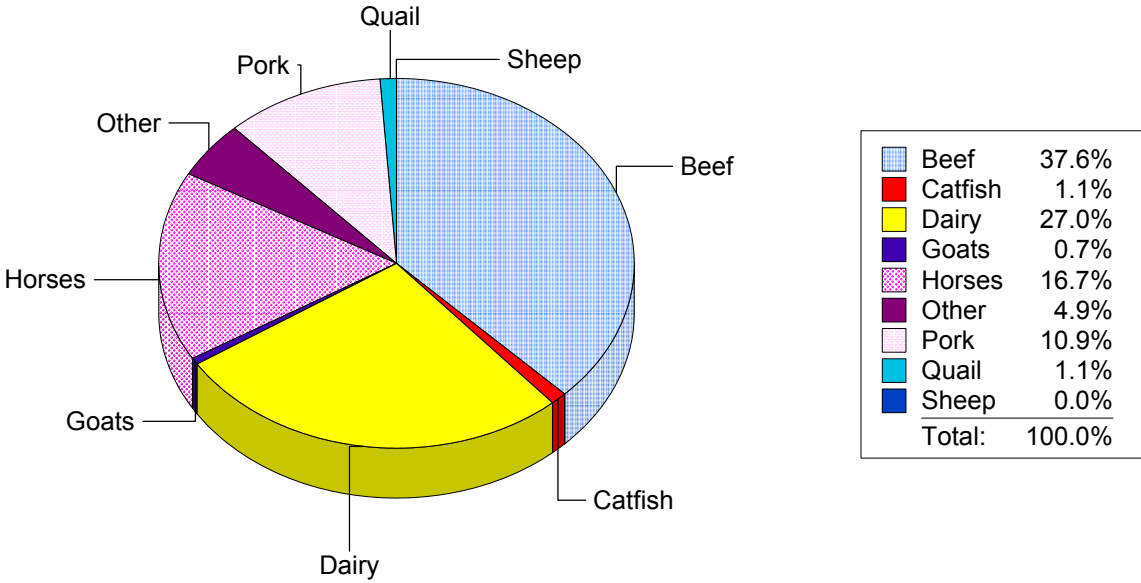
Livestock and Aquaculture Farm Gate Value

Congressional District 2

\$ 174,013,132

2002 Livestock and Aquaculture Farm Gate Value

Congressional District 2



Beef Cattle Finished Outside Co

County	Head	Prod/Head	Price	Farm Gate Value
Baker				\$0
Brooks				\$0
Calhoun	300	500	\$0.67	\$100,500
Chattahoochee				\$0
Clay				\$0
Colquitt	34	500	\$0.67	\$11,390
Crisp	350	500	\$0.67	\$117,250
Decatur				\$0
Dougherty				\$0
Early	300	500	\$0.67	\$100,500
Grady				\$0
Lee				\$0
Lowndes				\$0
Miller	2,000	500	\$0.67	\$670,000
Mitchell	1,600	500	\$0.67	\$536,000
Muscogee				\$0
Quitman				\$0
Randolph	214	500	\$0.67	\$71,690
Seminole				\$0
Stewart				\$0
Sumter				\$0
Terrell				\$0
Thomas	270	500	\$0.67	\$90,450
Tift				\$0
Turner				\$0
Webster				\$0
Worth	20	500	\$0.67	\$6,700
Total	5,088			\$1,704,480

State Total:

\$11,082,470

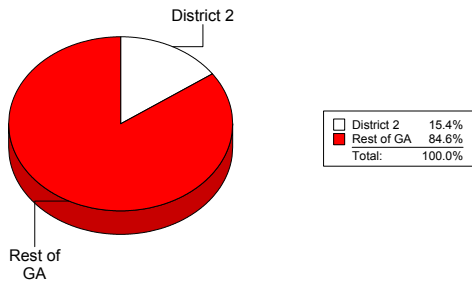
Beef Cows

County	Head	Prod/Head	Price	Farm Gate Value
Baker	5,000	373.5	\$0.81	\$1,512,675
Brooks	8,000	373.5	\$0.81	\$2,420,280
Calhoun	2,310	373.5	\$0.81	\$698,856
Chattahoochee	50	373.5	\$0.81	\$15,127
Clay	6,000	373.5	\$0.81	\$1,815,210
Colquitt	11,150	373.5	\$0.81	\$3,373,265
Crisp	4,074	373.5	\$0.81	\$1,232,528
Decatur	3,600	373.5	\$0.81	\$1,089,126
Dougherty	3,200	373.5	\$0.81	\$968,112
Early	12,000	373.5	\$0.81	\$3,630,420
Grady	8,410	373.5	\$0.81	\$2,544,319
Lee	2,500	373.5	\$0.81	\$756,338
Lowndes	3,000	373.5	\$0.81	\$907,605
Miller	8,500	373.5	\$0.81	\$2,571,548
Mitchell	10,000	373.5	\$0.81	\$3,025,350
Muscogee	240	373.5	\$0.81	\$72,608
Quitman	1,200	373.5	\$0.81	\$363,042
Randolph	5,500	373.5	\$0.81	\$1,663,943
Seminole	3,800	373.5	\$0.81	\$1,149,633
Stewart	1,300	373.5	\$0.81	\$393,296
Sumter	3,400	373.5	\$0.81	\$1,028,619
Terrell	1,100	373.5	\$0.81	\$332,789
Thomas	11,780	373.5	\$0.81	\$3,563,862
Tift	8,000	373.5	\$0.81	\$2,420,280
Turner	5,800	373.5	\$0.81	\$1,754,703
Webster	3,000	373.5	\$0.81	\$907,605
Worth	8,855	373.5	\$0.81	\$2,678,947
Total	141,769			\$42,890,084

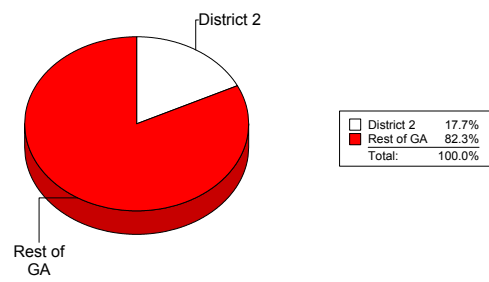
State Total:

\$242,784,095

Congressional District as % of Georgia



Congressional District as % of Georgia



Beef Stockers

County	Head	Prod/ Head	Price	Farm Gate Value
Baker	6,000	300	\$0.70	\$1,260,000
Brooks	1,500	300	\$0.70	\$315,000
Calhoun	3,650	300	\$0.70	\$766,500
Chattahoochee				\$0
Clay	900	300	\$0.70	\$189,000
Colquitt	3,375	300	\$0.70	\$708,750
Crisp				\$0
Decatur	8,000	300	\$0.70	\$1,680,000
Dougherty	1,600	300	\$0.70	\$336,000
Early	3,000	300	\$0.70	\$630,000
Grady	6,000	300	\$0.70	\$1,260,000
Lee				\$0
Lowndes	3,400	300	\$0.70	\$714,000
Miller	7,500	300	\$0.70	\$1,575,000
Mitchell	8,000	300	\$0.70	\$1,680,000
Muscogee				\$0
Quitman	600	300	\$0.70	\$126,000
Randolph	2,100	300	\$0.70	\$441,000
Seminole	7,000	300	\$0.70	\$1,470,000
Stewart	2,600	300	\$0.70	\$546,000
Sumter	1,800	300	\$0.70	\$378,000
Terrell	400	300	\$0.70	\$84,000
Thomas	2,780	300	\$0.70	\$583,800
Tift	4,000	300	\$0.70	\$840,000
Turner	8,000	300	\$0.70	\$1,680,000
Webster	3,000	300	\$0.70	\$630,000
Worth	13,625	300	\$0.70	\$2,861,250
Total	98,830			\$20,754,300

State Total:

\$63,644,445

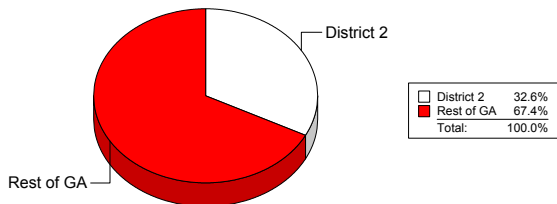
Catfish

County	Head	Prod/ Head	Price	Farm Gate Value
Baker	100	5,000	\$1.15	\$575,000
Brooks				\$0
Calhoun				\$0
Chattahoochee				\$0
Clay				\$0
Colquitt				\$0
Crisp				\$0
Decatur	12	6,000	\$2.86	\$205,920
Dougherty	75	2,150	\$1.15	\$185,438
Early				\$0
Grady				\$0
Lee				\$0
Lowndes				\$0
Miller				\$0
Mitchell				\$0
Muscogee				\$0
Quitman				\$0
Randolph				\$0
Seminole	395	2,000	\$1.15	\$908,500
Stewart	10	1,475	\$1.15	\$16,963
Sumter				\$0
Terrell	18	5,277	\$1.15	\$109,234
Thomas				\$0
Tift				\$0
Turner				\$0
Webster				\$0
Worth				\$0
Total	610			\$2,001,054

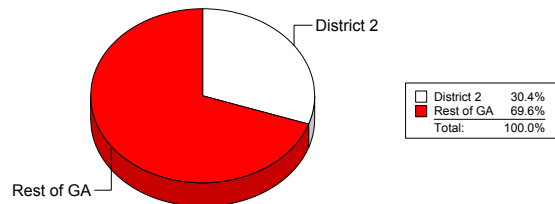
State Total:

\$6,586,589

Congressional District as % of Georgia



Congressional District as % of Georgia



Dairy

County	Head	Prod/Head	Price	Farm Gate Value
Baker				\$0
Brooks	5,500	16,500	\$0.15	\$13,884,750
Calhoun				\$0
Chattahoochee				\$0
Clay				\$0
Colquitt	720	15,500	\$0.15	\$1,707,480
Crisp				\$0
Decatur	750	21,000	\$0.15	\$2,409,750
Dougherty				\$0
Early				\$0
Grady	1,000	15,400	\$0.15	\$2,356,200
Lee	1,400	18,000	\$0.15	\$3,855,600
Lowndes				\$0
Miller				\$0
Mitchell	4,500	17,500	\$0.15	\$12,048,750
Muscogee				\$0
Quitman				\$0
Randolph	325	14,000	\$0.15	\$696,150
Seminole	99	17,800	\$0.15	\$269,617
Stewart				\$0
Sumter	1,748	22,338	\$0.15	\$5,974,164
Terrell				\$0
Thomas	790	16,500	\$0.15	\$1,994,355
Tift	300	16,800	\$0.15	\$771,120
Turner				\$0
Webster				\$0
Worth	400	17,294	\$0.15	\$1,058,393
Total	17,532			\$47,026,328

State Total:

\$245,914,009

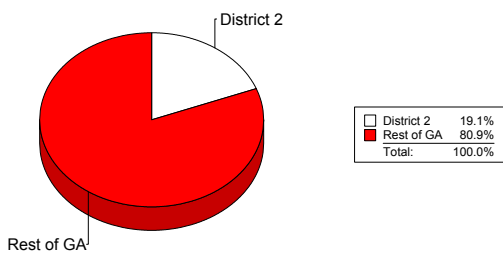
Goats

County	Head	Prod/Head	Price	Farm Gate Value
Baker	200	1.25	\$50.00	\$12,500
Brooks	500	1.25	\$50.00	\$31,250
Calhoun				\$0
Chattahoochee				\$0
Clay	500	1.25	\$50.00	\$31,250
Colquitt	884	1.25	\$50.00	\$55,250
Crisp	1,000	1.25	\$50.00	\$62,500
Decatur	200	1.25	\$50.00	\$12,500
Dougherty				\$0
Early	800	1.25	\$50.00	\$50,000
Grady	725	1.25	\$50.00	\$45,313
Lee	210	1.25	\$50.00	\$13,125
Lowndes	3,000	1.25	\$50.00	\$187,500
Miller	600	1.25	\$50.00	\$37,500
Mitchell	300	1.25	\$50.00	\$18,750
Muscogee				\$0
Quitman	300	1.25	\$60.00	\$22,500
Randolph	100	1.25	\$50.00	\$6,250
Seminole	420	1.25	\$50.00	\$26,250
Stewart	330	1.25	\$50.00	\$20,625
Sumter	1,250	1.25	\$50.00	\$78,125
Terrell	200	1.25	\$50.00	\$12,500
Thomas	70	1.25	\$50.00	\$4,375
Tift	3,700	1.25	\$50.00	\$231,250
Turner	1,200	1.25	\$50.00	\$75,000
Webster	700	1.25	\$50.00	\$43,750
Worth	750	1.50	\$50.00	\$56,250
Total	17,939			\$1,134,313

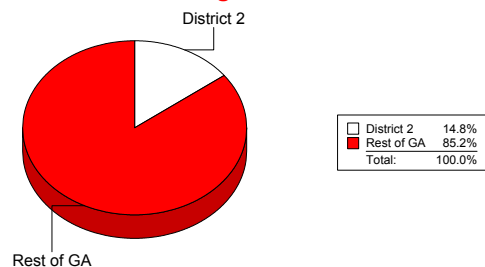
State Total:

\$7,687,000

Congressional District as % of Georgia



Congressional District as % of Georgia



Horses - Boarding, training, breeding

County	Head	Prod/ Head	Price	Farm Gate Value
Baker	100		\$3,000	\$300,000
Brooks	50		\$3,000	\$150,000
Calhoun				\$0
Chattahoochee				\$0
Clay	15		\$3,000	\$45,000
Colquitt	45		\$3,000	\$135,000
Crisp	50		\$3,000	\$150,000
Decatur				\$0
Dougherty	300		\$3,000	\$900,000
Early	15		\$3,000	\$45,000
Grady	45		\$3,000	\$135,000
Lee	200		\$3,000	\$600,000
Lowndes	200		\$3,000	\$600,000
Miller				\$0
Mitchell	20		\$3,000	\$60,000
Muscogee	326		\$3,000	\$978,000
Quitman	20		\$3,000	\$60,000
Randolph	10		\$3,000	\$30,000
Seminole	275		\$3,000	\$825,000
Stewart	30		\$3,000	\$90,000
Sumter	160		\$3,000	\$480,000
Terrell	460		\$3,000	\$1,380,000
Thomas	850		\$3,000	\$2,550,000
Tift	250		\$3,000	\$750,000
Turner	80		\$3,000	\$240,000
Webster	75		\$3,000	\$225,000
Worth	50		\$3,000	\$150,000
Total	3,626			\$10,878,000

State Total:

\$152,176,000

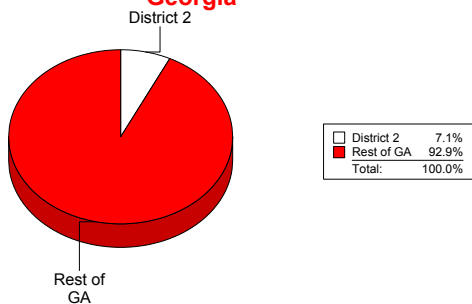
Horses - Raised

County	Head	Prod/ Head	Price	Farm Gate Value
Baker	50		\$2,000	\$100,000
Brooks	30		\$2,000	\$60,000
Calhoun				\$0
Chattahoochee	25		\$2,000	\$50,000
Clay	75		\$2,000	\$150,000
Colquitt	150		\$2,000	\$300,000
Crisp	50		\$2,000	\$100,000
Decatur				\$0
Dougherty	100		\$2,000	\$200,000
Early	12		\$2,000	\$24,000
Grady	310		\$2,000	\$620,000
Lee	450		\$2,000	\$900,000
Lowndes	75		\$2,000	\$150,000
Miller				\$0
Mitchell	4,500		\$2,500	\$11,250,000
Muscogee				\$0
Quitman	80		\$2,000	\$160,000
Randolph	50		\$2,000	\$100,000
Seminole	150		\$2,000	\$300,000
Stewart	40		\$2,000	\$80,000
Sumter	450		\$2,000	\$900,000
Terrell	500		\$2,000	\$1,000,000
Thomas	325		\$2,000	\$650,000
Tift	350		\$2,000	\$700,000
Turner	120		\$2,000	\$240,000
Webster	50		\$2,000	\$100,000
Worth	30		\$2,000	\$60,000
Total	7,972			\$18,194,000

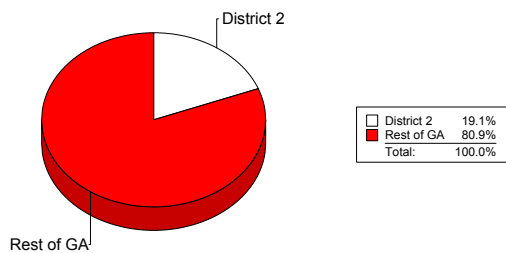
State Total:

\$95,398,000

Congressional District as % of Georgia



Congressional District as % of Georgia



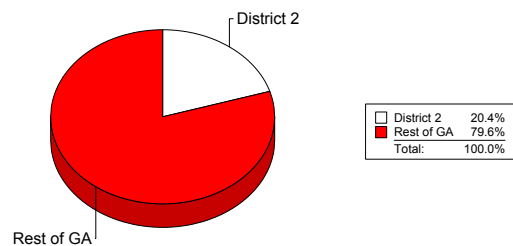
Other

County	Head	Prod/ Head	Price	Farm Gate Value
Baker				
Brooks				\$324,000
Calhoun				
Chattahoochee				
Clay				
Colquitt				\$63,000
Crisp				
Decatur				
Dougherty				\$1,250,000
Early				
Grady				\$70,400
Lee				\$2,100,000
Lowndes				
Miller				
Mitchell				\$4,487,500
Muscogee				
Quitman				
Randolph				
Seminole				
Stewart				
Sumter				
Terrell				
Thomas				
Tift				
Turner				
Webster				\$158,543
Worth				
Total				\$8,453,443

Pork - Farrow to finish

County	Head	Prod/ Head	Price	Farm Gate Value
Baker	300	3,675	\$0.35	\$385,875
Brooks	300	3,675	\$0.35	\$385,875
Calhoun				\$0
Chattahoochee				\$0
Clay	1,200	3,675	\$0.35	\$1,543,500
Colquitt	189	3,675	\$0.35	\$243,101
Crisp	350	3,675	\$0.35	\$450,188
Decatur	133	3,675	\$0.35	\$171,071
Dougherty				\$0
Early	60	3,675	\$0.35	\$77,175
Grady	500	3,675	\$0.35	\$643,125
Lee	103	3,675	\$0.35	\$132,484
Lowndes	150	3,675	\$0.35	\$192,938
Miller	850	3,675	\$0.35	\$1,093,313
Mitchell				\$0
Muscogee				\$0
Quitman				\$0
Randolph	100	3,675	\$0.35	\$128,625
Seminole	175	3,675	\$0.35	\$225,094
Stewart				\$0
Sumter				\$0
Terrell	30	3,675	\$0.35	\$38,588
Thomas	830	3,675	\$0.35	\$1,067,588
Tift	100	3,675	\$0.35	\$128,625
Turner	40	3,675	\$0.35	\$51,450
Webster	100	3,675	\$0.35	\$128,625
Worth				\$0
Total	5,510			\$7,087,238
State Total:				\$34,808,279

Congressional District as % of Georgia



Pork - Feeder pigs

County	Head	Prod/ Head	Price	Farm Gate Value
Baker	300	750	\$0.62	\$139,500
Brooks	1,500	750	\$0.62	\$697,500
Calhoun				\$0
Chattahoochee				\$0
Clay				\$0
Colquitt	850	750	\$0.62	\$395,250
Crisp	3,300	750	\$0.62	\$1,534,500
Decatur				\$0
Dougherty				\$0
Early	300	750	\$0.62	\$139,500
Grady	60	750	\$0.62	\$27,900
Lee				\$0
Lowndes				\$0
Miller	1,500	750	\$0.62	\$697,500
Mitchell				\$0
Muscogee				\$0
Quitman				\$0
Randolph	2,000	750	\$0.62	\$930,000
Seminole	180	750	\$0.62	\$83,700
Stewart				\$0
Sumter	150	750	\$0.62	\$69,750
Terrell				\$0
Thomas				\$0
Tift	100	750	\$0.62	\$46,500
Turner				\$0
Webster				\$0
Worth				\$0
Total	10,240			\$4,761,600

State Total:

\$22,064,025

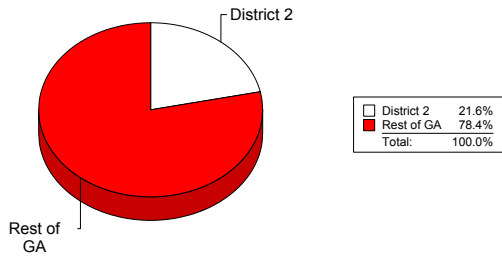
Pork - Finishing only

County	# Houses	Head	Prod/ Head	Price	Farm Gate Value
Baker	1	600	553.5	\$0.36	\$117,896
Brooks	12	1,000	553.5	\$0.36	\$2,357,910
Calhoun					\$0
Chattahoochee					\$0
Clay					\$0
Colquitt	2	600	553.5	\$0.36	\$235,791
Crisp					\$0
Decatur					\$0
Dougherty					\$0
Early					\$0
Grady	5	1,000	553.5	\$0.36	\$982,463
Lee					\$0
Lowndes					\$0
Miller					\$0
Mitchell	8	2,000	553.5	\$0.36	\$3,143,880
Muscogee					\$0
Quitman					\$0
Randolph	1	1,320	553.5	\$0.36	\$259,370
Seminole					\$0
Stewart					\$0
Sumter					\$0
Terrell					\$0
Thomas					\$0
Tift	1	300	553.5	\$0.36	\$58,948
Turner					\$0
Webster					\$0
Worth					\$0
Total	30	6,820			\$7,156,257

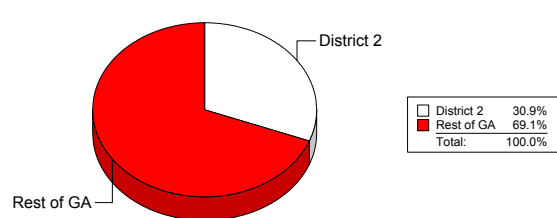
State Total:

\$23,166,466

Congressional District as % of Georgia



Congressional District as % of Georgia



Quail

County	Head	Prod/ Head	Price	Farm Gate Value
Baker	20,000		\$2.80	\$56,000
Brooks				\$0
Calhoun				\$0
Chattahoochee				\$0
Clay				\$0
Colquitt	210,000		\$2.80	\$588,000
Crisp				\$0
Decatur	3,000		\$2.80	\$8,400
Dougherty				\$0
Early	6,000		\$2.80	\$16,800
Grady	80,000		\$2.80	\$224,000
Lee				\$0
Lowndes	10,000		\$2.80	\$28,000
Miller	15,000		\$2.80	\$42,000
Mitchell	40,000		\$2.80	\$112,000
Muscogee				\$0
Quitman				\$0
Randolph				\$0
Seminole	130,000		\$3.00	\$390,000
Stewart				\$0
Sumter				\$0
Terrell	1,200		\$2.80	\$3,360
Thomas	9,500		\$2.80	\$26,600
Tift				\$0
Turner	2,500		\$2.80	\$7,000
Webster				\$0
Worth	150,000		\$2.80	\$420,000
Total	677,200			\$1,922,160

State Total:

\$9,632,100

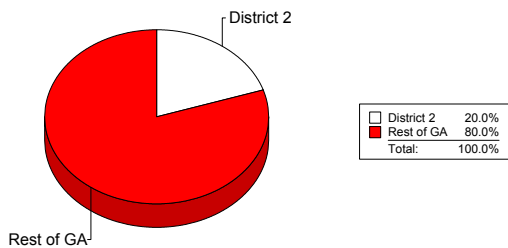
Sheep

County	Head	Prod/ Head	Price	Farm Gate Value
Baker				\$0
Brooks	75	1.25	\$70.00	\$6,563
Calhoun	20	1.25	\$70.00	\$1,750
Chattahoochee				\$0
Clay				\$0
Colquitt	24	1.25	\$70.00	\$2,100
Crisp				\$0
Decatur				\$0
Dougherty				\$0
Early	10	1.25	\$70.00	\$875
Grady	35	1.25	\$70.00	\$3,063
Lee				\$0
Lowndes				\$0
Miller				\$0
Mitchell	100	1.25	\$70.00	\$8,750
Muscogee				\$0
Quitman				\$0
Randolph				\$0
Seminole	176	1.25	\$70.00	\$15,400
Stewart				\$0
Sumter				\$0
Terrell	25	1.25	\$70.00	\$2,188
Thomas				\$0
Tift	25	1.25	\$70.00	\$2,188
Turner	80	1.25	\$70.00	\$7,000
Webster				\$0
Worth				\$0
Total	570			\$49,875

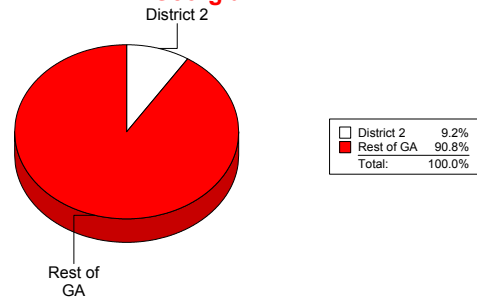
State Total:

\$540,838

Congressional District as % of Georgia



Congressional District as % of Georgia



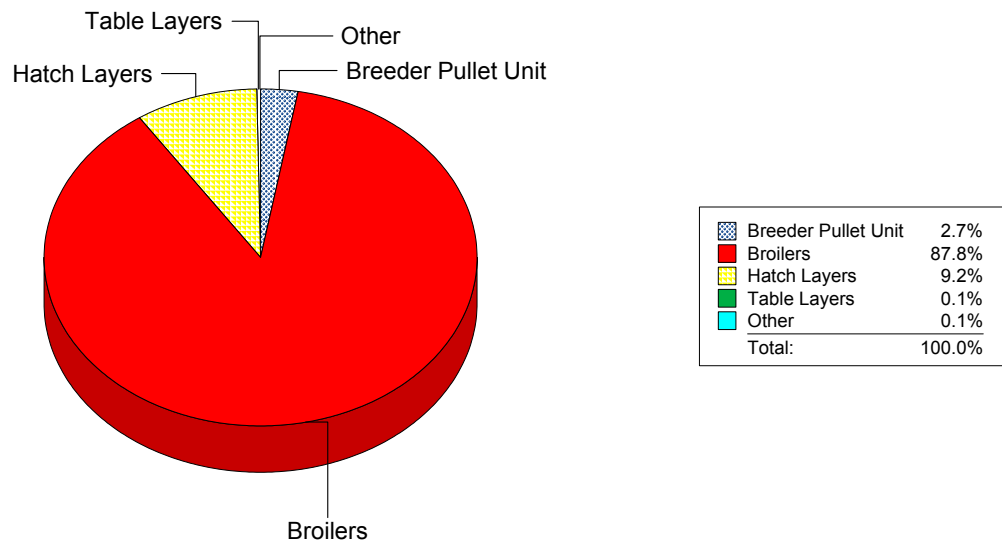
Poultry and Egg Farm Gate Value

Congressional District 2

\$ 236,748,561

2002 Poultry and Egg Farm Gate Value

Congressional District 2



Breeder Pullet Unit

County	No. Houses	Capacity	Price	Farm Gate Value
Baker				\$0
Brooks				\$0
Calhoun				\$0
Chattahoochee				\$0
Clay				\$0
Colquitt	14	10,000	\$12.00	\$1,680,000
Crisp				\$0
Decatur				\$0
Dougherty				\$0
Early				\$0
Grady	12	13,500	\$12.00	\$1,944,000
Lee				\$0
Lowndes				\$0
Miller				\$0
Mitchell	17	9,300	\$12.00	\$1,897,200
Muscogee				\$0
Quitman				\$0
Randolph				\$0
Seminole				\$0
Stewart				\$0
Sumter	6	13,700	\$12.00	\$986,400
Terrell				\$0
Thomas				\$0
Tift				\$0
Turner				\$0
Webster				\$0
Worth				\$0
Total	49			\$6,507,600

State Total:

\$112,677,600

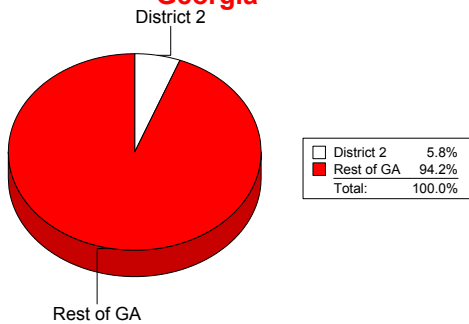
Hatching Layers

County	No. Houses	Capacity	Price	Farm Gate Value
Baker	22	8,000	\$29.00	\$5,104,000
Brooks				\$0
Calhoun				\$0
Chattahoochee				\$0
Clay				\$0
Colquitt	24	10,000	\$29.00	\$6,960,000
Crisp				\$0
Decatur	8	11,750	\$30.00	\$2,820,000
Dougherty				\$0
Early				\$0
Grady	8	10,000	\$29.00	\$2,320,000
Lee				\$0
Lowndes				\$0
Miller				\$0
Mitchell	17	9,300	\$29.00	\$4,584,900
Muscogee				\$0
Quitman				\$0
Randolph				\$0
Seminole				\$0
Stewart				\$0
Sumter				\$0
Terrell				\$0
Thomas				\$0
Tift				\$0
Turner				\$0
Webster				\$0
Worth				\$0
Total	79			\$21,788,900

State Total:

\$294,331,070

Congressional District as % of Georgia



Congressional District as % of Georgia

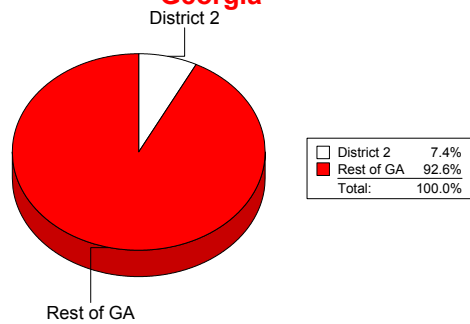


Table Layers

County	No. Houses	Capacity	Price	Farm Gate Value
Baker				\$0
Brooks				\$0
Calhoun				\$0
Chattahoochee				\$0
Clay				\$0
Colquitt				\$0
Crisp				\$0
Decatur				\$0
Dougherty				\$0
Early				\$0
Grady				\$0
Lee				\$0
Lowndes				\$0
Miller				\$0
Mitchell				\$0
Muscogee				\$0
Quitman				\$0
Randolph				\$0
Seminole				\$0
Stewart				\$0
Sumter				\$0
Terrell				\$0
Thomas				\$0
Tift	2	16,500	\$9.20	\$303,600
Turner				\$0
Webster				\$0
Worth				\$0
Total	2			\$303,600

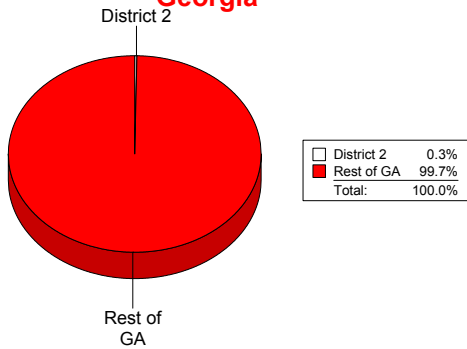
State Total:

\$105,584,794

Other

County	No. Houses	Capacity	Price	Farm Gate Value
Baker				
Brooks				
Calhoun				
Chattahoochee				
Clay				
Colquitt				\$249,000
Crisp				
Decatur				
Dougherty				
Early				
Grady				
Lee				
Lowndes				
Miller				
Mitchell				
Muscogee				
Quitman				
Randolph				
Seminole				
Stewart				
Sumter				
Terrell				
Thomas				
Tift				
Turner				
Webster				
Worth				
Total				\$249,000

Congressional District as % of Georgia



Broiler - Grower

County	No. Houses	Capacity	Price	Farm Gate Value
Baker	72	23,000	\$0.05	\$2,480,026
Brooks	8	27,000	\$0.05	\$298,598
Calhoun	48	25,000	\$0.05	\$2,128,896
Chattahoochee	10	23,000	\$0.05	\$378,893
Clay				\$0
Colquitt	94	21,500	\$0.05	\$3,026,650
Crisp	18	25,000	\$0.05	\$584,755
Decatur	68	23,000	\$0.05	\$2,342,246
Dougherty	4	23,000	\$0.05	\$151,557
Early	4	23,000	\$0.05	\$151,557
Grady	68	22,500	\$0.05	\$2,115,072
Lee				\$0
Lowndes				\$0
Miller	6	25,000	\$0.05	\$248,832
Mitchell	199	22,500	\$0.05	\$7,040,779
Muscogee				\$0
Quitman				\$0
Randolph				\$0
Seminole				\$0
Stewart	10	27,500	\$0.05	\$411,840
Sumter	44	25,550	\$0.05	\$1,430,285
Terrell				\$0
Thomas	22	23,000	\$0.05	\$897,684
Tift				\$0
Turner	30	25,000	\$0.05	\$1,140,480
Webster	4	22,000	\$0.05	\$121,651
Worth	14	23,000	\$0.05	\$530,450
Total	723			\$25,480,252

State Total:

\$394,473,388

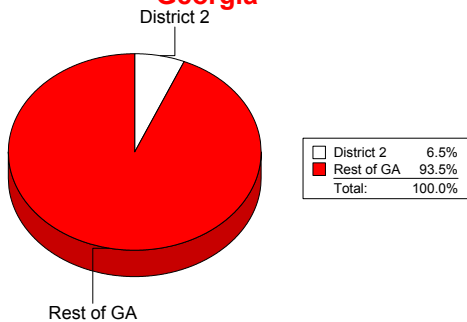
Broiler - Integrator

County	No. Houses	Capacity	Price	Farm Gate Value
Baker	72	23,000	\$0.34	17,721,850
Brooks	8	27,000	\$0.34	\$2,133,734
Calhoun	48	25,000	\$0.34	15,212,736
Chattahoochee	10	23,000	\$0.34	\$2,707,505
Clay				\$0
Colquitt	94	21,500	\$0.34	21,627,934
Crisp	18	25,000	\$0.34	\$4,178,563
Decatur	68	23,000	\$0.35	17,078,880
Dougherty	4	23,000	\$0.34	\$1,083,002
Early	4	23,000	\$0.34	\$1,083,002
Grady	68	22,500	\$0.34	15,113,952
Lee				\$0
Lowndes				\$0
Miller	6	25,000	\$0.34	\$1,778,112
Mitchell	199	22,500	\$0.34	50,312,235
Muscogee				\$0
Quitman				\$0
Randolph				\$0
Seminole				\$0
Stewart	10	27,500	\$0.34	\$2,942,940
Sumter	44	25,550	\$0.34	10,220,575
Terrell				\$0
Thomas	22	23,000	\$0.34	\$6,414,704
Tift				\$0
Turner	30	25,000	\$0.34	\$8,149,680
Webster	4	22,000	\$0.34	\$869,299
Worth	14	23,000	\$0.34	\$3,790,507
Total	723			\$182,419,209

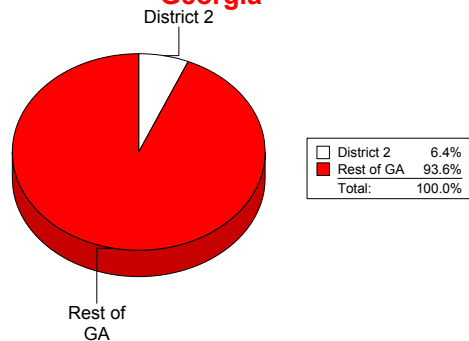
State Total:

\$2,832,935,275

Congressional District as % of Georgia



Congressional District as % of Georgia



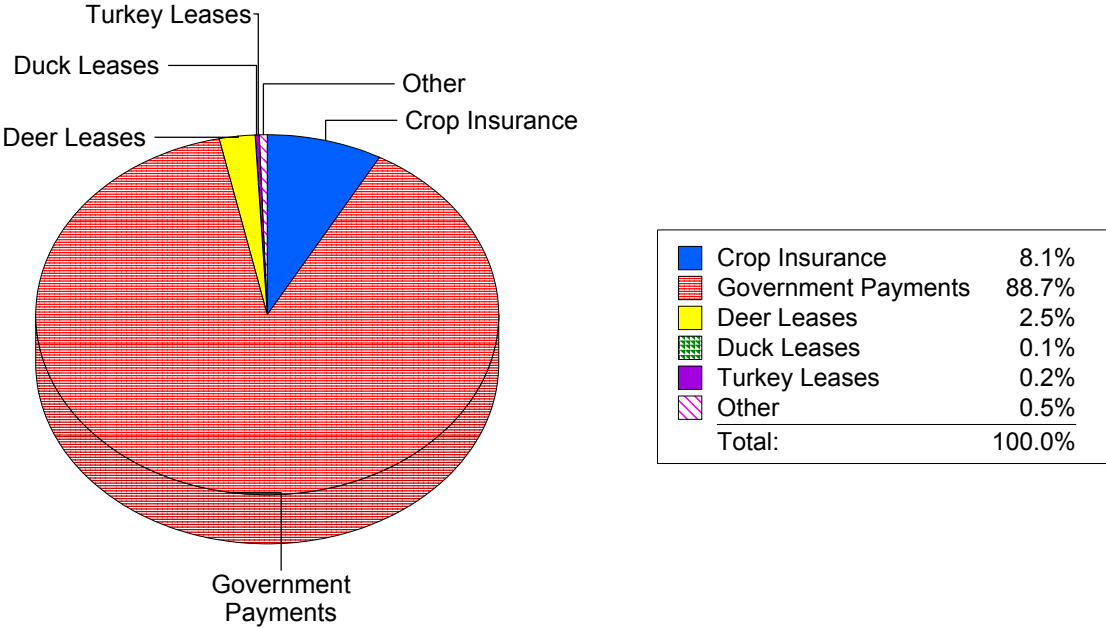
Other Farm Gate Value

Congressional District 2

\$ 487,852,368

2002 Other Farm Gate Value

Congressional District 2



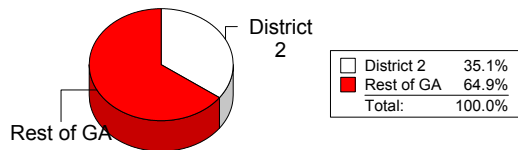
Crop Insurance

County	Farm Gate Value
Baker	\$1,737,482
Brooks	\$1,712,613
Calhoun	\$882,129
Chattahooch	\$0
Clay	\$397,427
Colquitt	\$2,498,701
Crisp	\$1,877,074
Decatur	\$1,922,882
Dougherty	\$657,092
Early	\$2,534,545
Grady	\$954,653
Lee	\$2,241,212
Lowndes	\$379,105
Miller	\$2,574,888
Mitchell	\$2,848,541
Muscogee	\$0
Quitman	\$169,773
Randolph	\$802,478
Seminole	\$1,932,818
Stewart	\$482,667
Sumter	\$1,625,347
Terrell	\$1,921,351
Thomas	\$478,413
Tift	\$2,296,997
Turner	\$1,924,284
Webster	\$786,464
Worth	\$3,936,923
Total	\$39,575,859
State Total:	\$112,683,572

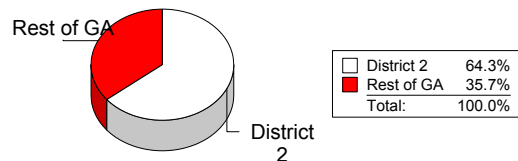
Government Payments

County	Farm Gate Value
Baker	\$23,529,795
Brooks	\$10,569,325
Calhoun	\$3,414,516
Chattahooch	\$0
Clay	\$9,407,360
Colquitt	\$25,099,791
Crisp	\$20,397,434
Decatur	\$35,436,241
Dougherty	\$3,503,000
Early	\$45,430,554
Grady	\$1,323,013
Lee	\$18,138,211
Lowndes	\$267,856
Miller	\$31,552,265
Mitchell	\$2,580,746
Muscogee	\$0
Quitman	\$183,934
Randolph	\$21,613,591
Seminole	\$21,132,063
Stewart	\$5,178,970
Sumter	\$16,182,168
Terrell	\$27,183,828
Thomas	\$10,984,655
Tift	\$21,238,612
Turner	\$23,533,245
Webster	\$7,374,858
Worth	\$47,269,560
Total	\$432,525,591
State Total:	\$672,687,500

Congressional District as % of Georgia



Congressional District as % of Georgia



Hunting Leases - Deer

County	Acres	Price	Farm Gate Value
Baker	100,000	\$8.00	\$800,000
Brooks	65,000	\$9.00	\$585,000
Calhoun	15,000	\$8.00	\$120,000
Chattahooch	75,000	\$8.00	\$600,000
Clay	35,000	\$8.00	\$280,000
Colquitt	11,875	\$8.00	\$95,000
Crisp	1,000	\$8.00	\$8,000
Decatur	5,000	\$8.00	\$40,000
Dougherty	50,000	\$8.00	\$400,000
Early	45,000	\$8.00	\$360,000
Grady	40,000	\$8.00	\$320,000
Lee	80,000	\$15.00	\$1,200,000
Lowndes	150,000	\$8.00	\$1,200,000
Miller	15,000	\$8.00	\$120,000
Mitchell	30,000	\$8.00	\$240,000
Muscogee			\$0
Quitman	60,000	\$12.00	\$720,000
Randolph	120,000	\$8.00	\$960,000
Seminole	12,000	\$8.00	\$96,000
Stewart	30,000	\$8.00	\$240,000
Sumter	22,000	\$8.00	\$176,000
Terrell	110,000	\$8.00	\$880,000
Thomas	14,300	\$8.00	\$114,400
Tift	6,000	\$8.00	\$48,000
Turner	20,000	\$8.00	\$160,000
Webster	100,000	\$8.00	\$800,000
Worth	182,000	\$8.00	\$1,456,000
Total	1,394,175		\$12,018,400

State Total:

\$73,295,452

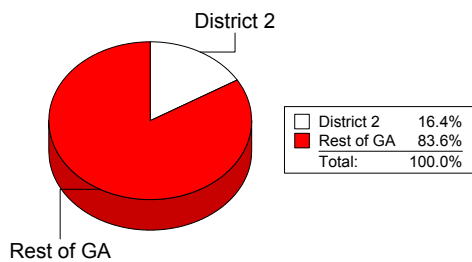
Hunting Leases - Duck

County	Acres	Price	Farm Gate Value
Baker	500	\$50.00	\$25,000
Brooks	300	\$50.00	\$15,000
Calhoun			\$0
Chattahooch	1,000	\$50.00	\$50,000
Clay			\$0
Colquitt	190	\$50.00	\$9,500
Crisp			\$0
Decatur	500	\$50.00	\$25,000
Dougherty			\$0
Early			\$0
Grady	300	\$50.00	\$15,000
Lee			\$0
Lowndes			\$0
Miller	200	\$50.00	\$10,000
Mitchell			\$0
Muscogee			\$0
Quitman			\$0
Randolph			\$0
Seminole	214	\$295.00	\$63,130
Stewart			\$0
Sumter			\$0
Terrell			\$0
Thomas	1,190	\$50.00	\$59,500
Tift	200	\$50.00	\$10,000
Turner	30	\$50.00	\$1,500
Webster			\$0
Worth			\$0
Total	4,624		\$283,630

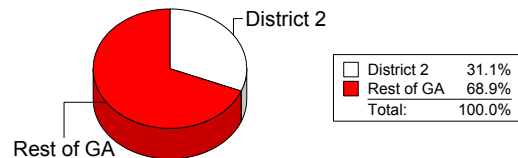
State Total:

\$913,130

Congressional District as % of Georgia



Congressional District as % of Georgia



Hunting Leases - Turkey

County	Acres	Price	Farm Gate Value
Baker	9,000	\$2.00	\$18,000
Brooks	50,000	\$2.00	\$100,000
Calhoun	2,000	\$2.00	\$4,000
Chattahoochee	12,000	\$2.00	\$24,000
Clay	10,000	\$2.00	\$20,000
Colquitt	1,250	\$2.00	\$2,500
Crisp			\$0
Decatur	2,000	\$2.00	\$4,000
Dougherty	50,000	\$2.00	\$100,000
Early			\$0
Grady			\$0
Lee	10,000	\$15.00	\$150,000
Lowndes	20,000	\$2.00	\$40,000
Miller	800	\$2.00	\$1,600
Mitchell			\$0
Muscogee			\$0
Quitman	12,000	\$5.00	\$60,000
Randolph	60,000	\$2.00	\$120,000
Seminole	6,000	\$4.00	\$24,000
Stewart	3,000	\$2.00	\$6,000
Sumter	6,500	\$2.00	\$13,000
Terrell	11,000	\$2.00	\$22,000
Thomas	3,500	\$2.00	\$7,000
Tift	1,000	\$2.00	\$2,000
Turner	700	\$2.00	\$1,400
Webster	80,000	\$2.00	\$160,000
Worth	4,000	\$2.00	\$8,000
Total	354,750		\$887,500

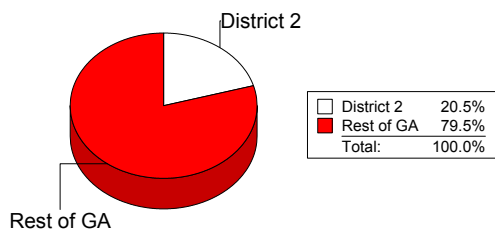
State Total:

\$4,322,936

Other

County	Acres	Farm Gate Value
Baker		\$18,000
Brooks		\$100,000
Calhoun		
Chattahoochee		
Clay		
Colquitt		
Crisp		
Decatur		
Dougherty		
Early		
Grady		\$90,113
Lee		\$150,000
Lowndes		
Miller		
Mitchell		\$175,000
Muscogee		
Quitman		
Randolph		
Seminole		\$3,500
Stewart		
Sumter		
Terrell		
Thomas		
Tift		
Turner		\$9,975
Webster		
Worth		\$2,032,800
Total		\$2,561,388

Congressional District as % of Georgia



Center for Agribusiness and Economic Development



The Center for Agribusiness and Economic Development is a unit of the College of Agricultural and Environmental Sciences of the University of Georgia, combining the missions of research and extension. The Center has among its objectives:

- < To provide feasibility and other short term studies for current or potential Georgia agribusiness firms and/or emerging food and fiber industries.
- < To provide agricultural, natural resource, and demographic data for private and public decision makers.

To find out more, visit our Web site at: <http://www.agecon.uga.edu/~caed/>

Or contact:

John McKissick, Coordinator
Center for Agribusiness and Economic Development
Lumpkin House
The University of Georgia
Athens, Georgia 30602-7509
Phone (706)542-0760
caed@agecon.uga.edu

The University of Georgia and Fort Valley State University, and the U.S. Department of Agriculture and counties of the state cooperating. The Cooperative Extension Service offers educational programs, assistance and materials to all people without regard to race, color, national origin, age, sex or disability.

An equal opportunity/affirmative action organization committed to a diverse work force.

July, 2003

Issued in furtherance of Cooperation Extension Acts of May 8 and June 30, 1914, the University of Georgia College of Agricultural and Environmental Sciences, and the U.S. Department of Agriculture Cooperating.

Gale Buchanan, Dean and Director