



The University of Georgia

Center for Agribusiness and Economic Development

College of Agricultural and Environmental Sciences

U. S. Congressional District 13 2002 Farm Gate Value Report

**Sue Boatright, Erin Bergstrom, and John McKissick
Center for Agribusiness and Economic Development**

July, 2003



TABLE OF CONTENTS

DISTRICT SUMMARY	1
TOTAL FARM GATE VALUE	2
ROW & FORAGE CROPS	3-7
Barley	4
Corn	4
Cotton	4
Hay	4
Oats	5
Other	5
Peanuts	5
Rye	5
Silage	6
Sorghum	6
Soybeans	6
Straw	6
Tobacco	7
Wheat	7
FRUITS & NUTS	8-10
Apples	9
Blueberries	9
Grapes	9
Other	9
Peaches	10
Pecans	10
Strawberries	10
VEGETABLES	11-20
Banana Peppers	12
Bell Peppers	12
Broccoli	12
Cabbage	12
Cantaloupe	13
Carrots	13
Collards	13
Cucumbers	13
Eggplant	14
English Peas	14
Green House	14
Green Onions	14
Hot Peppers	15
Irish Potatoes	15
Kale	15
Lettuce	15
Lima Beans	16
Mustard	16
Okra	16
Onions	16
Other	17
Pole Beans	17
Pumpkin	17
Snap Beans	17
Southern Peas	18
Spinach	18
Sweet Corn	18
Sweet Potatoes	18

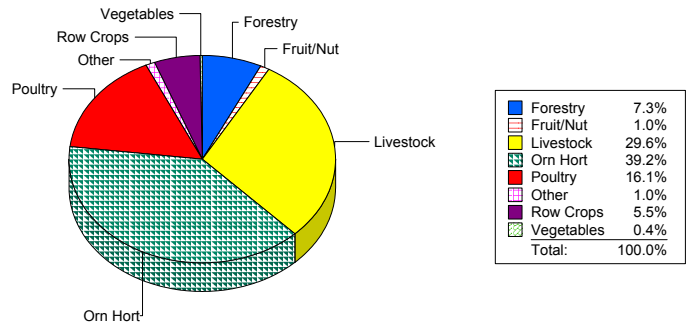
TABLE OF CONTENTS

Tomato	19
Turnip Greens	19
Turnip Roots	19
Watermelon	19
Winter Squash	20
Yellow Squash	20
Zucchini	20
ORNAMENTAL HORTICULTURE	21-23
Container Nursery	22
Field Nursery	22
Greenhouse	22
Other	22
Turfgrass	23
FORESTRY & PRODUCTS	24-25
Christmas Trees	25
Other	25
Pine Straw	25
Timber	25
LIVESTOCK & AQUACULTURE	26-30
Beef Cattle Finished Outside County	27
Beef Cows	27
Beef Stockers	27
Catfish	27
Dairy	28
Goats	28
Horses Boarding, Breeding & Training	28
Horses Raised	28
Other	29
Pork Farrow to Finish	29
Pork Feeder	29
Pork Finishing	30
Quail	30
Sheep	30
POULTRY & EGGS	31-33
Breeder Pullet Units	32
Hatching Layers	32
Table Layers	32
Other	32
Broiler Grower	33
Broiler Integrator	33
OTHER INCOME	34-36
Crop Insurance	35
Government Payments	35
Hunting Leases Deer	35
Hunting Leases Duck	35
Hunting Leases Turkey	36
Other	36

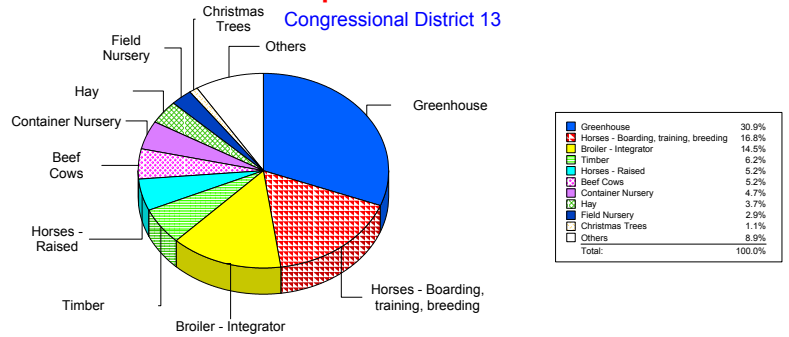
Congressional District 13 2002 Farm Gate Summary

<u>County</u>	<u>Total Farm Gate Value</u>
Butts	\$7,696,618
Clayton	\$1,369,194
DeKalb	\$2,568,000
Fayette	\$13,944,935
Fulton	\$34,596,859
Gwinnett	\$26,448,145
Henry	\$8,753,004
Newton	\$16,958,018
Rockdale	\$18,850,890
Spalding	\$8,003,234
Walton	\$33,713,941

2002 Farm Gate Value by Category



2002 Top Ten Commodities



Total: \$172,902,837

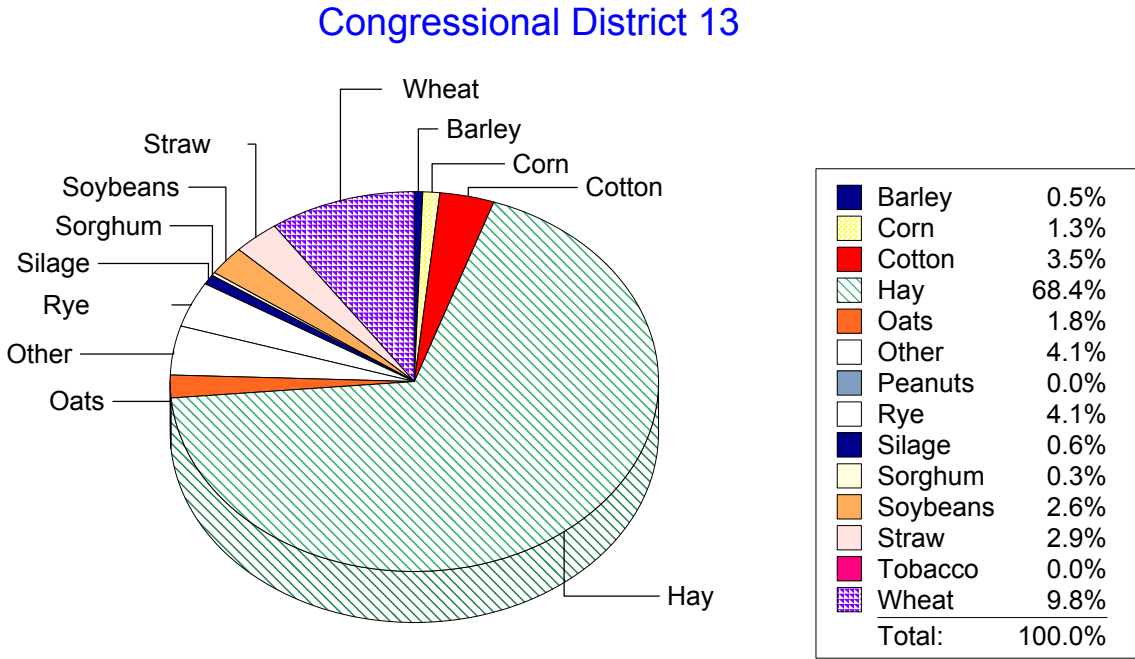
Total Farm Gate Value 2002

	Forestry and Related Products	Fruits and Nuts	Livestock and Aquaculture	Ornamental Horticulture	Other	Poultry and Eggs	Row and Forage Crops	Vegetables	Total
Butts	\$2,028,018	\$11,400	\$1,714,065	\$1,932,492	\$254,318	\$0	\$1,756,325	\$0	\$7,696,618
Clayton	\$115,500	\$0	\$326,814	\$925,680	\$1,200	\$0	\$0	\$0	\$1,369,194
DeKalb	\$0	\$0	\$168,000	\$2,400,000	\$0	\$0	\$0	\$0	\$2,568,000
Fayette	\$717,750	\$217,928	\$4,392,215	\$8,110,000	\$77,000	\$0	\$202,415	\$227,628	\$13,944,935
Fulton	\$1,511,637	\$250,352	\$1,608,644	\$31,018,336	\$11,200	\$0	\$196,690	\$0	\$34,596,859
Gwinnett	\$225,000	\$169,325	\$12,195,123	\$9,053,860	\$125,125	\$4,391,712	\$288,000	\$0	\$26,448,145
Henry	\$1,091,818	\$341,200	\$2,992,770	\$2,222,160	\$260,606	\$0	\$1,844,450	\$0	\$8,753,004
Newton	\$2,957,274	\$191,200	\$6,672,375	\$1,275,862	\$277,191	\$4,524,019	\$816,095	\$244,003	\$16,958,018
Rockdale	\$457,500	\$325,950	\$13,542,870	\$4,396,600	\$10,400	\$0	\$45,470	\$72,100	\$18,850,890
Spalding	\$1,158,704	\$170,000	\$3,307,650	\$531,800	\$147,027	\$1,932,353	\$743,700	\$12,000	\$8,003,234
Walton	\$2,317,000	\$40,838	\$4,189,971	\$5,844,000	\$581,327	\$17,051,039	\$3,577,608	\$112,160	\$33,713,941
Total	\$12,580,201	\$1,718,193	\$51,110,495	\$67,710,790	\$1,745,393	\$27,899,123	\$9,470,752	\$667,890	\$172,902,837

Row and Forage Farm Gate Value

Congressional District 13

\$ 9,470,752

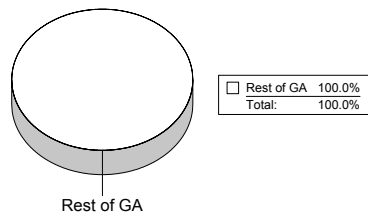


Barley

County	Acres	Yield	Price	Farm Gate Value
Butts	100	50	\$2.75	\$13,750
Clayton				\$0
DeKalb				\$0
Fayette				\$0
Fulton				\$0
Gwinnett				\$0
Henry	200	50	\$2.75	\$27,500
Newton				\$0
Rockdale				\$0
Spalding				\$0
Walton	75	40	\$2.75	\$8,250
Total	375			\$49,500

State Total: \$149,097

Congressional District as % of Georgia

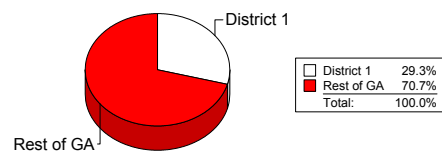


Cotton

County	Acres	Yield	Price	Farm Gate Value
Butts				\$0
Clayton				\$0
DeKalb				\$0
Fayette				\$0
Fulton				\$0
Gwinnett				\$0
Henry	600	500	\$0.60	\$180,000
Newton				\$0
Rockdale				\$0
Spalding				\$0
Walton	500	500	\$0.60	\$150,000
Total	1,100			\$330,000

State Total: \$501,727,753

Congressional District as % of Georgia

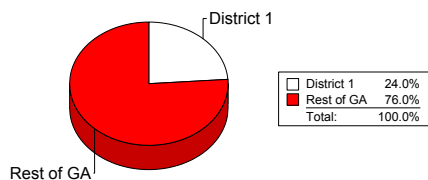


Corn

County	Acres	Yield	Price	Farm Gate Value
Butts	50	50	\$2.65	\$6,625
Clayton				\$0
DeKalb				\$0
Fayette	75	150	\$2.65	\$29,813
Fulton	200	65	\$2.65	\$34,450
Gwinnett				\$0
Henry	100	50	\$2.65	\$13,250
Newton				\$0
Rockdale				\$0
Spalding				\$0
Walton	275	50	\$2.65	\$36,438
Total	700			\$120,575

State Total: \$99,558,668

Congressional District as % of Georgia

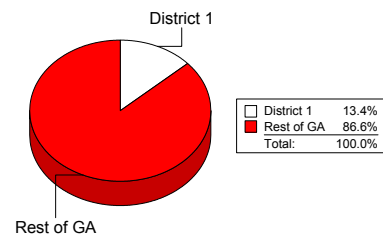


Hay

County	Acres	Yield	Price	Farm Gate Value
Butts	5,000	5.0	\$60.00	\$1,500,000
Clayton				\$0
DeKalb				\$0
Fayette	800	3.0	\$60.00	\$144,000
Fulton	1,000	3.0	\$60.00	\$150,000
Gwinnett	2,000	2.0	\$60.00	\$288,000
Henry	7,000	3.0	\$60.00	\$1,050,000
Newton				\$0
Rockdale	125	3.0	\$60.00	\$19,500
Spalding	1,500	2.0	\$60.00	\$180,000
Walton	15,000	4.0	\$60.00	\$3,150,000
Total	32,425			\$6,481,500

State Total: \$129,412,928

Congressional District as % of Georgia

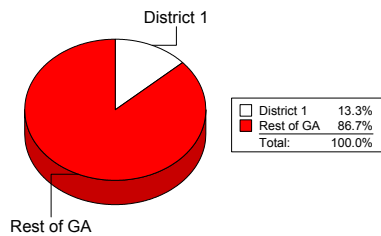


Oats

County	Acres	Yield	Price	Farm Gate Value
Butts	100	60	\$2.20	\$13,200
Clayton				\$0
DeKalb				\$0
Fayette				\$0
Fulton				\$0
Gwinnett				\$0
Henry	100	60	\$2.20	\$13,200
Newton	900	64	\$2.20	\$126,720
Rockdale	88	60	\$2.20	\$11,616
Spalding				\$0
Walton	100	45	\$2.20	\$9,900
Total	1,288			\$174,636

State Total: \$10,574,566

Congressional District as % of Georgia

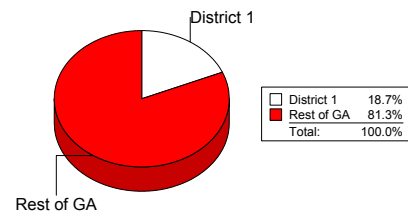


Peanuts

County	Acres	Yield	Price	Farm Gate Value
Butts				\$0
Clayton				\$0
DeKalb				\$0
Fayette				\$0
Fulton				\$0
Gwinnett				\$0
Henry				\$0
Newton				\$0
Rockdale				\$0
Spalding				\$0
Walton				\$0
Total				\$232,193,157

State Total: \$232,193,157

Congressional District as % of Georgia

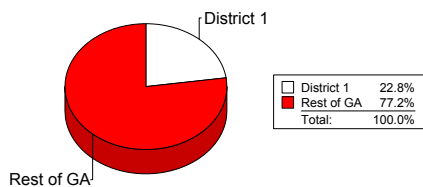


Other

County	Farm Gate Value
Butts	
Clayton	
DeKalb	
Fayette	
Fulton	
Gwinnett	
Henry	
Newton	
Rockdale	
Spalding	\$386,000
Walton	
Total	\$386,000

State Total: \$98,635,112

Congressional District as % of Georgia

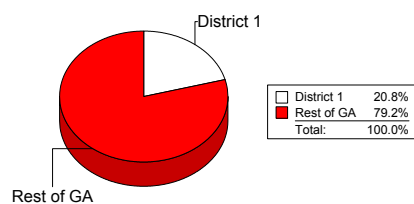


Rye

County	Acres	Yield	Price	Farm Gate Value
Butts	150	50	\$10.00	\$75,000
Clayton				\$0
DeKalb				\$0
Fayette				\$0
Fulton				\$0
Gwinnett				\$0
Henry	400	30	\$10.00	\$120,000
Newton	400	40	\$10.00	\$160,000
Rockdale	44	16	\$10.00	\$7,040
Spalding				\$0
Walton	75	30	\$10.00	\$22,500
Total	1,069			\$384,540

State Total: \$23,553,092

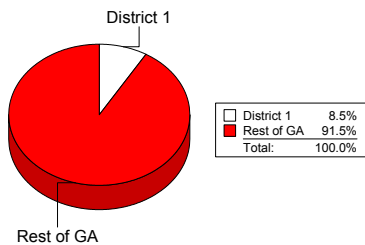
Congressional District as % of Georgia



Silage

County	Acres	Yield	Price	Farm Gate Value
Butts				\$0
Clayton				\$0
DeKalb				\$0
Fayette				\$0
Fulton				\$0
Gwinnett				\$0
Henry				\$0
Newton	250	7.0	\$35.00	\$61,250
Rockdale				\$0
Spalding				\$0
Walton				\$0
Total	250			\$61,250
State Total:				\$36,025,295

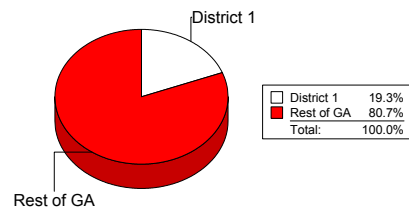
Congressional District as % of Georgia



Soybeans

County	Acres	Yield	Price	Farm Gate Value
Butts	500	25	\$5.30	\$66,250
Clayton				\$0
DeKalb				\$0
Fayette				\$0
Fulton				\$0
Gwinnett				\$0
Henry	600	20	\$5.30	\$63,600
Newton	450	35	\$5.30	\$83,475
Rockdale	50	22	\$5.30	\$5,830
Spalding				\$0
Walton	400	15	\$5.30	\$31,800
Total	2,000			\$250,955
State Total:				\$19,980,989

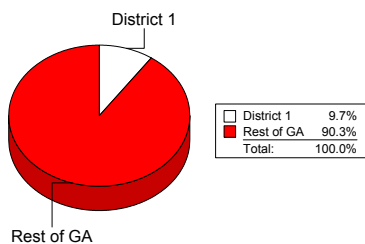
Congressional District as % of Georgia



Sorghum

County	Acres	Yield	Price	Farm Gate Value
Butts				\$0
Clayton				\$0
DeKalb				\$0
Fayette	5	48	\$2.30	\$552
Fulton				\$0
Gwinnett				\$0
Henry	75	40	\$2.30	\$6,900
Newton	100	55	\$2.30	\$12,650
Rockdale	15	43	\$2.30	\$1,484
Spalding				\$0
Walton	200	12	\$2.30	\$5,520
Total	395			\$27,106
State Total:				\$4,336,179

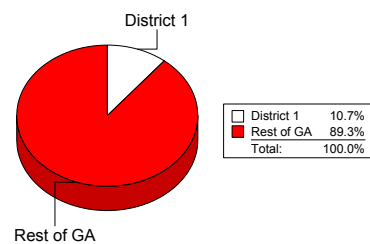
Congressional District as % of Georgia



Straw

County	Acres	Yield	Price	Farm Gate Value
Butts	100	25	\$2.00	\$5,000
Clayton				\$0
DeKalb				\$0
Fayette				\$0
Fulton				\$0
Gwinnett				\$0
Henry	400	80	\$2.00	\$64,000
Newton	1,200	70	\$2.00	\$168,000
Rockdale				\$0
Spalding	250	80	\$2.00	\$40,000
Walton				\$0
Total	1,950			\$277,000
State Total:				\$19,395,801

Congressional District as % of Georgia

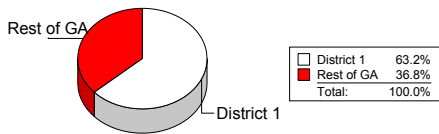


Tobacco

County	Acres	Yield	Price	Farm Gate Value
Butts				\$0
Clayton				\$0
DeKalb				\$0
Fayette				\$0
Fulton				\$0
Gwinnett				\$0
Henry				\$0
Newton				\$0
Rockdale				\$0
Spalding				\$0
Walton				\$0
Total				

State Total: \$110,267,030

Congressional District as % of Georgia

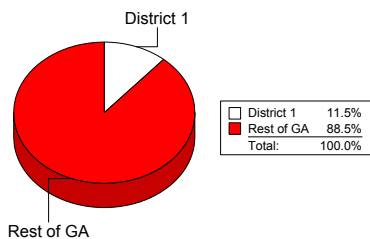


Wheat

County	Acres	Yield	Price	Farm Gate Value
Butts	500	45	\$3.40	\$76,500
Clayton				\$0
DeKalb				\$0
Fayette	150	55	\$3.40	\$28,050
Fulton	80	45	\$3.40	\$12,240
Gwinnett				\$0
Henry	2,000	45	\$3.40	\$306,000
Newton	1,500	40	\$3.40	\$204,000
Rockdale				\$0
Spalding	900	45	\$3.40	\$137,700
Walton	1,200	40	\$3.40	\$163,200
Total	6,330			\$927,690

State Total: \$40,476,077

Congressional District as % of Georgia



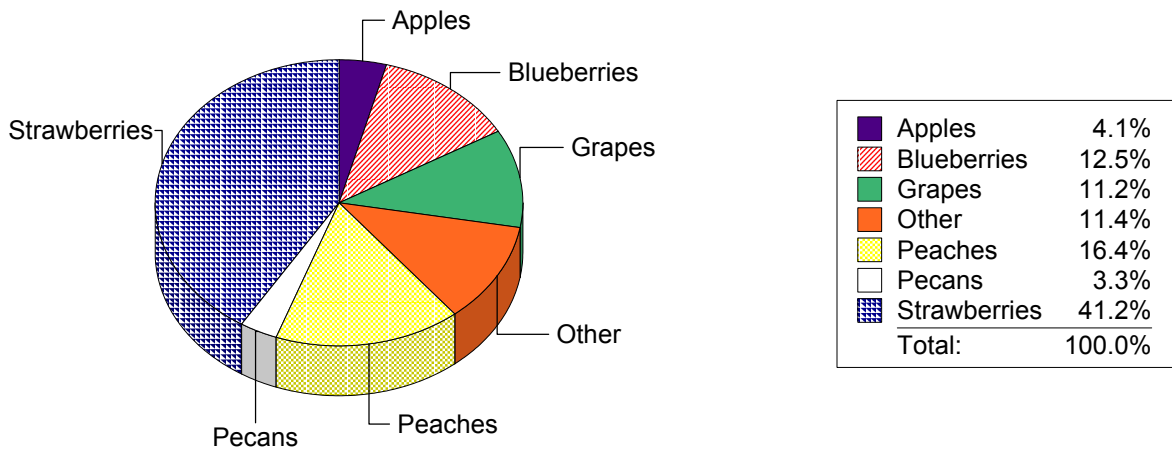
Fruit and Nut Farm Gate Value

Congressional District 13

\$ 1,718,193

2002 Fruit and Nut Farm Gate Value

Congressional District 13



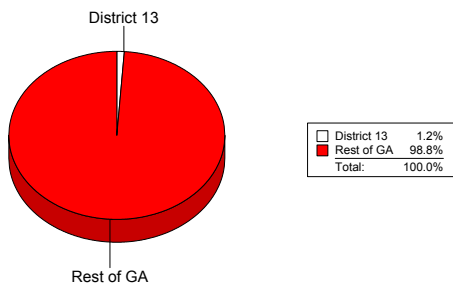
Apples

County	Acres	Farm Gate Value
Butts		\$0
Clayton		\$0
DeKalb		\$0
Fayette		\$0
Fulton	25	\$66,500
Gwinnett		\$0
Henry		\$0
Newton	3	\$4,200
Rockdale		\$0
Spalding		\$0
Walton		\$0
Total	28	\$70,700
State Total:		\$5,658,128

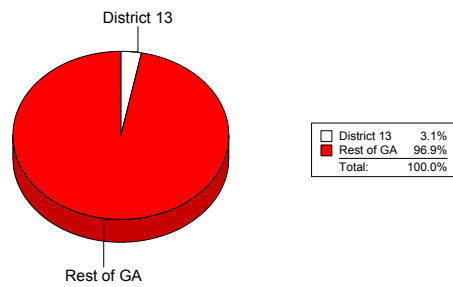
Grapes

County	Acres	Farm Gate Value
Butts		\$0
Clayton		\$0
DeKalb		\$0
Fayette	5	\$27,500
Fulton	12	\$40,176
Gwinnett		\$0
Henry		\$0
Newton	28	\$115,000
Rockdale	2	\$9,600
Spalding		\$0
Walton		\$0
Total	47	\$192,276
State Total:		\$6,241,945

Congressional District as % of Georgia



Congressional District as % of Georgia



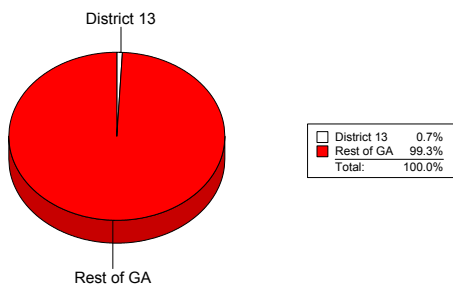
Blueberries

County	Acres	Farm Gate Value
Butts		\$0
Clayton		\$0
DeKalb		\$0
Fayette	14	\$79,380
Fulton		\$0
Gwinnett	3	\$10,125
Henry	4	\$6,000
Newton	17	\$72,000
Rockdale	5	\$28,350
Spalding		\$0
Walton	6	\$18,750
Total	49	\$214,605
State Total:		\$29,627,829

Other

County	Farm Gate Value
Butts	
Clayton	
DeKalb	
Fayette	\$16,120
Fulton	
Gwinnett	
Henry	\$10,000
Newton	
Rockdale	
Spalding	\$170,000
Walton	
Total	\$196,120

Congressional District as % of Georgia



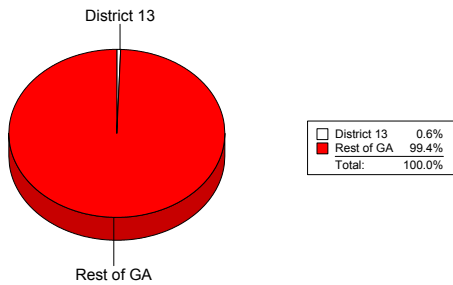
Peaches

County	Acres	Farm Gate Value
Butts		\$0
Clayton		\$0
DeKalb		\$0
Fayette	4	\$14,928
Fulton	30	\$83,676
Gwinnett		\$0
Henry	100	\$171,000
Newton		\$0
Rockdale		\$0
Spalding		\$0
Walton	6	\$11,400
Total	140	\$281,004
State Total:		\$49,852,368

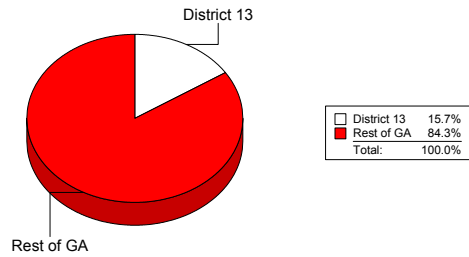
Strawberries

County	Acres	Farm Gate Value
Butts		\$0
Clayton		\$0
DeKalb		\$0
Fayette	20	\$80,000
Fulton	4	\$60,000
Gwinnett	4	\$159,200
Henry	8	\$120,000
Newton		\$0
Rockdale	10	\$288,000
Spalding		\$0
Walton		\$0
Total	46	\$707,200
State Total:		\$4,492,716

Congressional District as % of Georgia



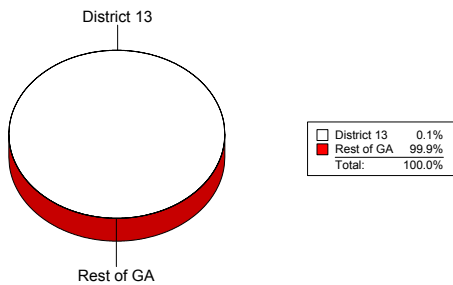
Congressional District as % of Georgia



Pecans

County	Acres	Farm Gate Value
Butts	20	\$11,400
Clayton		\$0
DeKalb		\$0
Fayette		\$0
Fulton		\$0
Gwinnett		\$0
Henry	200	\$34,200
Newton		\$0
Rockdale		\$0
Spalding		\$0
Walton	15	\$10,688
Total	235	\$56,288
State Total:		\$45,814,273

Congressional District as % of Georgia



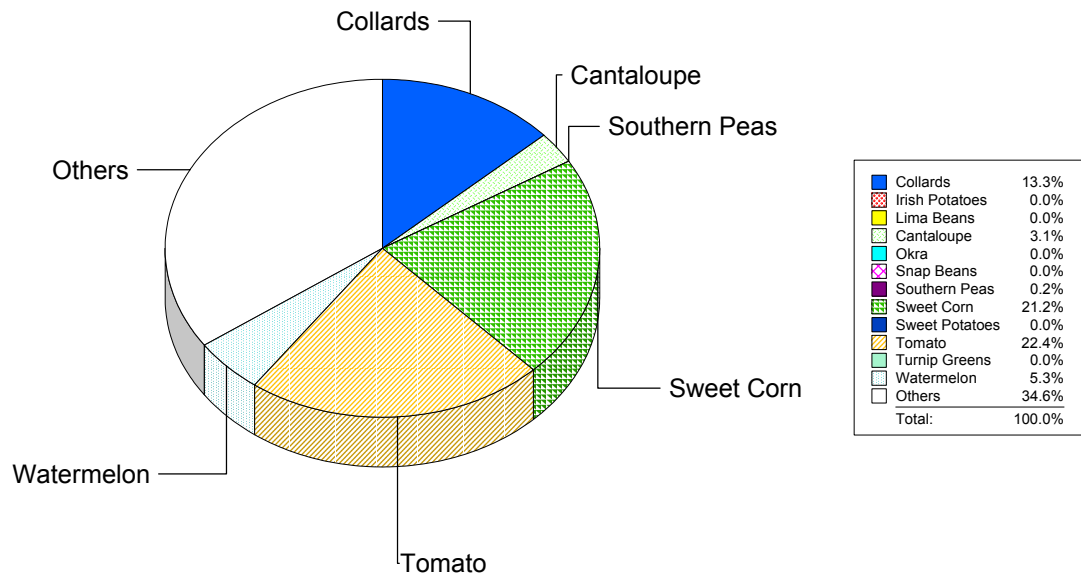
Vegetable Farm Gate Value

Congressional District 13

\$ 667,890

2002 Vegetable Farm Gate Value

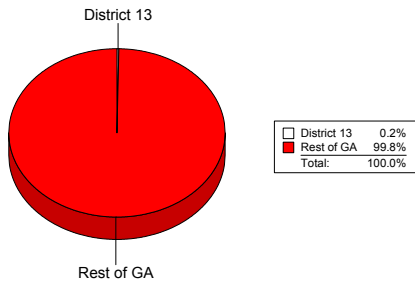
Congressional District 13



Banana Peppers

	Acres	Farm Gate Value
Butts		\$0
Clayton		\$0
DeKalb		\$0
Fayette		\$0
Fulton		\$0
Gwinnett		\$0
Henry		\$0
Newton	1	\$2,000
Rockdale		\$0
Spalding		\$0
Walton		\$0
Total	1	\$2,000
State Total:		\$983,200

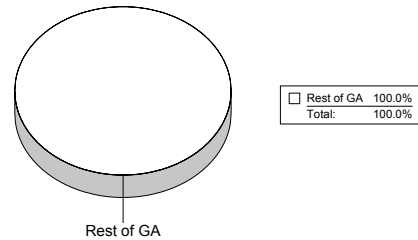
Congressional District as % of Georgia



Broccoli

	Acres	Farm Gate Value
Butts		\$0
Clayton		\$0
DeKalb		\$0
Fayette		\$0
Fulton		\$0
Gwinnett		\$0
Henry		\$0
Newton		\$0
Rockdale		\$0
Spalding		\$0
Walton		\$0
Total		
State Total:		\$284,925

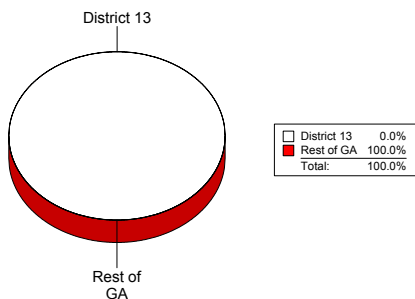
Congressional District as % of Georgia



Bell Peppers

	Acres	Farm Gate Value
Butts		\$0
Clayton		\$0
DeKalb		\$0
Fayette	1	\$8,600
Fulton		\$0
Gwinnett		\$0
Henry		\$0
Newton	1	\$2,580
Rockdale		\$0
Spalding		\$0
Walton		\$0
Total	2	\$11,180
State Total:		\$57,905,678

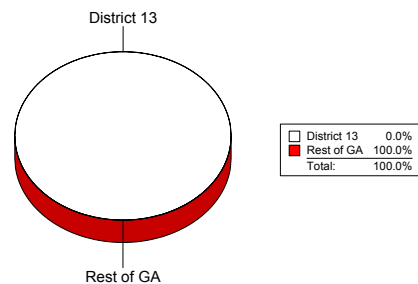
Congressional District as % of Georgia



Cabbage

	Acres	Farm Gate Value
Butts		\$0
Clayton		\$0
DeKalb		\$0
Fayette	1	\$5,063
Fulton		\$0
Gwinnett		\$0
Henry		\$0
Newton		\$0
Rockdale		\$0
Spalding		\$0
Walton		\$0
Total	1	\$5,063
State Total:		\$39,226,040

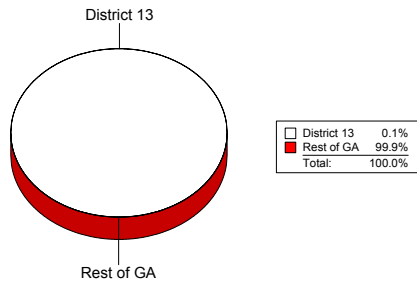
Congressional District as % of Georgia



Cantaloupe

	Acres	Farm Gate Value
Butts		\$0
Clayton		\$0
DeKalb		\$0
Fayette	2	\$500
Fulton		\$0
Gwinnett		\$0
Henry		\$0
Newton	2	\$20,000
Rockdale		\$0
Spalding		\$0
Walton		\$0
Total	4	\$20,500
State Total:		\$25,085,474

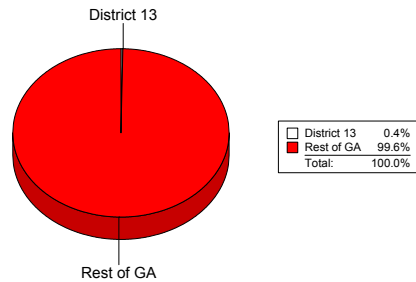
Congressional District as % of Georgia



Collards

	Acres	Farm Gate Value
Butts		\$0
Clayton		\$0
DeKalb		\$0
Fayette	8	\$15,015
Fulton		\$0
Gwinnett		\$0
Henry		\$0
Newton	28	\$73,500
Rockdale		\$0
Spalding		\$0
Walton		\$0
Total	36	\$88,515
State Total:		\$22,561,442

Congressional District as % of Georgia



Carrots

	Acres	Farm Gate Value
Butts		\$0
Clayton		\$0
DeKalb		\$0
Fayette		\$0
Fulton		\$0
Gwinnett		\$0
Henry		\$0
Newton		\$0
Rockdale		\$0
Spalding		\$0
Walton		\$0
Total		
State Total:		\$11,590,470

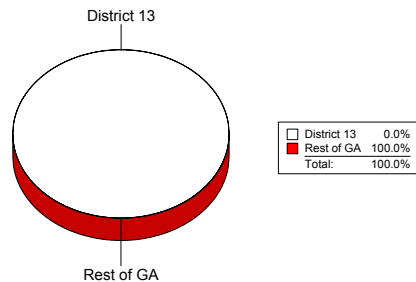
Congressional District as % of Georgia



Cucumbers

	Acres	Farm Gate Value
Butts		\$0
Clayton		\$0
DeKalb		\$0
Fayette	1	\$6,600
Fulton		\$0
Gwinnett		\$0
Henry		\$0
Newton		\$0
Rockdale		\$0
Spalding		\$0
Walton		\$0
Total	1	\$6,600
State Total:		\$48,314,695

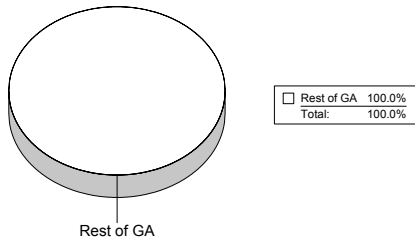
Congressional District as % of Georgia



Eggplant

	Acres	Farm Gate Value
Butts		\$0
Clayton		\$0
DeKalb		\$0
Fayette		\$0
Fulton		\$0
Gwinnett		\$0
Henry		\$0
Newton		\$0
Rockdale		\$0
Spalding		\$0
Walton		\$0
Total		
State Total:		\$9,930,587

Congressional District as % of Georgia



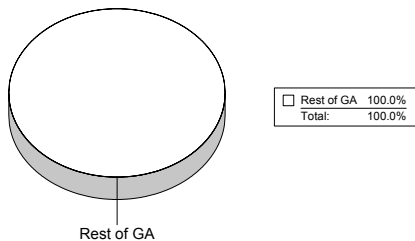
Green House

	Acres	Farm Gate Value
Butts		\$0
Clayton		\$0
DeKalb		\$0
Fayette		\$0
Fulton		\$0
Gwinnett		\$0
Henry		\$0
Newton		\$0
Rockdale		\$0
Spalding		\$0
Walton		\$0
Total		
State Total:		

English Peas

	Acres	Farm Gate Value
Butts		\$0
Clayton		\$0
DeKalb		\$0
Fayette		\$0
Fulton		\$0
Gwinnett		\$0
Henry		\$0
Newton		\$0
Rockdale		\$0
Spalding		\$0
Walton		\$0
Total		
State Total:		\$270,510

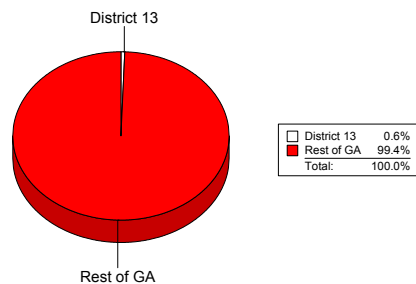
Congressional District as % of Georgia



Green Onions

	Acres	Farm Gate Value
Butts		\$0
Clayton		\$0
DeKalb		\$0
Fayette		\$0
Fulton		\$0
Gwinnett		\$0
Henry		\$0
Newton	2	\$12,000
Rockdale		\$0
Spalding		\$0
Walton		\$0
Total	<u>2</u>	<u>\$12,000</u>
State Total:		\$2,015,000

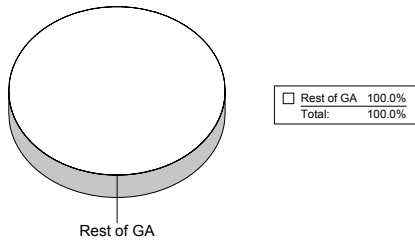
Congressional District as % of Georgia



Hot Peppers

	Acres	Farm Gate Value
Butts		\$0
Clayton		\$0
DeKalb		\$0
Fayette		\$0
Fulton		\$0
Gwinnett		\$0
Henry		\$0
Newton		\$0
Rockdale		\$0
Spalding		\$0
Walton		\$0
Total		\$0
State Total:		\$9,288,790

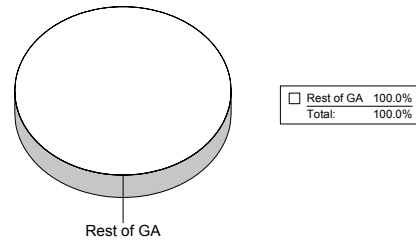
Congressional District as % of Georgia



Kale

	Acres	Farm Gate Value
Butts		\$0
Clayton		\$0
DeKalb		\$0
Fayette		\$0
Fulton		\$0
Gwinnett		\$0
Henry		\$0
Newton		\$0
Rockdale		\$0
Spalding		\$0
Walton		\$0
Total		\$0
State Total:		\$2,148,249

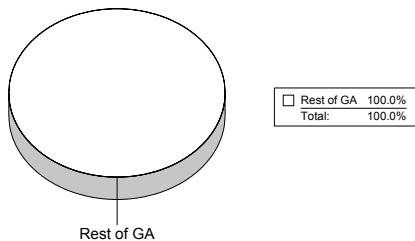
Congressional District as % of Georgia



Irish Potatoes

	Acres	Farm Gate Value
Butts		\$0
Clayton		\$0
DeKalb		\$0
Fayette		\$0
Fulton		\$0
Gwinnett		\$0
Henry		\$0
Newton		\$0
Rockdale		\$0
Spalding		\$0
Walton		\$0
Total		\$0
State Total:		\$1,461,598

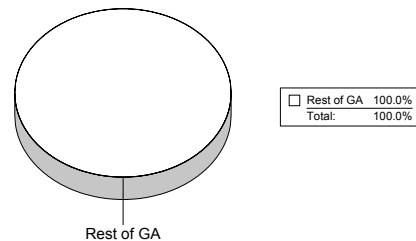
Congressional District as % of Georgia



Lettuce

	Acres	Farm Gate Value
Butts		\$0
Clayton		\$0
DeKalb		\$0
Fayette		\$0
Fulton		\$0
Gwinnett		\$0
Henry		\$0
Newton		\$0
Rockdale		\$0
Spalding		\$0
Walton		\$0
Total		\$0
State Total:		\$435,000

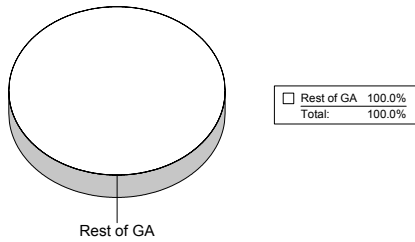
Congressional District as % of Georgia



Lima Beans

	Acres	Farm Gate Value
Butts		\$0
Clayton		\$0
DeKalb		\$0
Fayette		\$0
Fulton		\$0
Gwinnett		\$0
Henry		\$0
Newton		\$0
Rockdale		\$0
Spalding		\$0
Walton		\$0
Total		\$0
State Total:		\$6,443,803

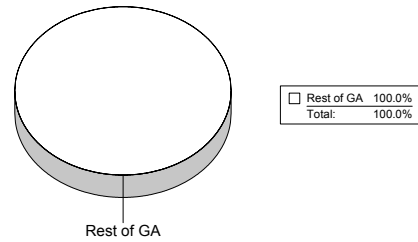
Congressional District as % of Georgia



Okra

	Acres	Farm Gate Value
Butts		\$0
Clayton		\$0
DeKalb		\$0
Fayette		\$0
Fulton		\$0
Gwinnett		\$0
Henry		\$0
Newton		\$0
Rockdale		\$0
Spalding		\$0
Walton		\$0
Total		\$0
State Total:		\$891,816

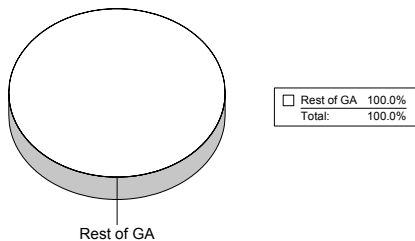
Congressional District as % of Georgia



Mustard

	Acres	Farm Gate Value
Butts		\$0
Clayton		\$0
DeKalb		\$0
Fayette		\$0
Fulton		\$0
Gwinnett		\$0
Henry		\$0
Newton		\$0
Rockdale		\$0
Spalding		\$0
Walton		\$0
Total		\$0
State Total:		\$7,177,992

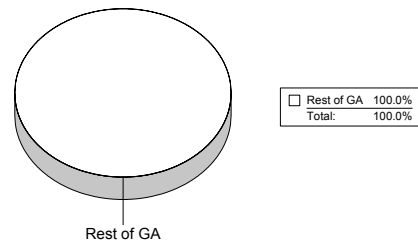
Congressional District as % of Georgia



Onions

	Acres	Farm Gate Value
Butts		\$0
Clayton		\$0
DeKalb		\$0
Fayette		\$0
Fulton		\$0
Gwinnett		\$0
Henry		\$0
Newton		\$0
Rockdale		\$0
Spalding		\$0
Walton		\$0
Total		\$0
State Total:		\$70,459,800

Congressional District as % of Georgia



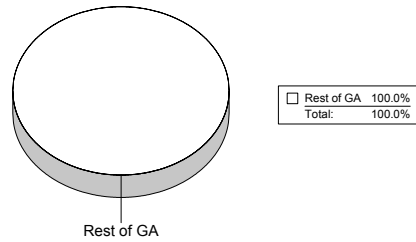
Other

	Farm Gate Value
Butts	
Clayton	
DeKalb	
Fayette	
Fulton	
Gwinnett	
Henry	
Newton	
Rockdale	
Spalding	\$12,000
Walton	\$105,000
Total	\$117,000

Pumpkin

	Acres	Farm Gate Value
Butts		\$0
Clayton		\$0
DeKalb		\$0
Fayette		\$0
Fulton		\$0
Gwinnett		\$0
Henry		\$0
Newton		\$0
Rockdale		\$0
Spalding		\$0
Walton		\$0
Total		\$1,930,630

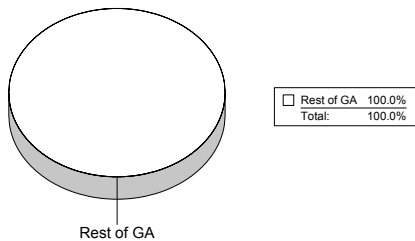
Congressional District as % of Georgia



Pole Beans

	Acres	Farm Gate Value
Butts		\$0
Clayton		\$0
DeKalb		\$0
Fayette		\$0
Fulton		\$0
Gwinnett		\$0
Henry		\$0
Newton		\$0
Rockdale		\$0
Spalding		\$0
Walton		\$0
Total		\$2,601,245

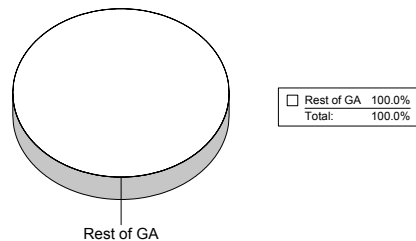
Congressional District as % of Georgia



Snap Beans

	Acres	Farm Gate Value
Butts		\$0
Clayton		\$0
DeKalb		\$0
Fayette		\$0
Fulton		\$0
Gwinnett		\$0
Henry		\$0
Newton		\$0
Rockdale		\$0
Spalding		\$0
Walton		\$0
Total		\$39,057,905

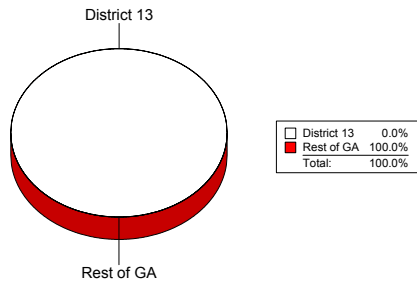
Congressional District as % of Georgia



Southern Peas

	Acres	Farm Gate Value
Butts		\$0
Clayton		\$0
DeKalb		\$0
Fayette		\$0
Fulton		\$0
Gwinnett		\$0
Henry		\$0
Newton		\$0
Rockdale		\$0
Spalding		\$0
Walton	3	\$1,035
Total	3	\$1,035
State Total:		\$7,136,875

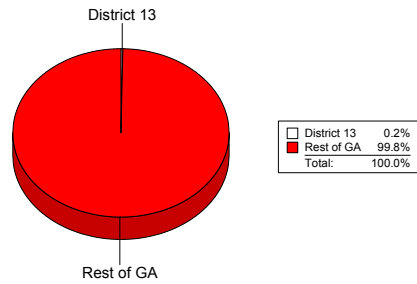
Congressional District as % of Georgia



Sweet Corn

	Acres	Farm Gate Value
Butts		\$0
Clayton		\$0
DeKalb		\$0
Fayette		\$0
Fulton		\$0
Gwinnett		\$0
Henry		\$0
Newton	57	\$63,600
Rockdale	100	\$72,100
Spalding		\$0
Walton	5	\$6,125
Total	162	\$141,825
State Total:		\$67,515,919

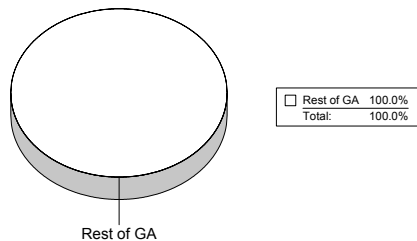
Congressional District as % of Georgia



Spinach

	Acres	Farm Gate Value
Butts		\$0
Clayton		\$0
DeKalb		\$0
Fayette		\$0
Fulton		\$0
Gwinnett		\$0
Henry		\$0
Newton		\$0
Rockdale		\$0
Spalding		\$0
Walton		\$0
Total		
State Total:		\$330,000

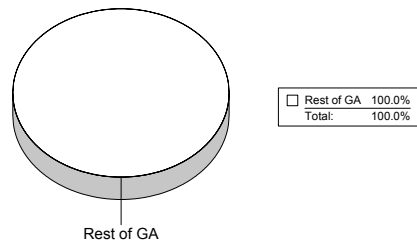
Congressional District as % of Georgia



Sweet Potatoes

	Acres	Farm Gate Value
Butts		\$0
Clayton		\$0
DeKalb		\$0
Fayette		\$0
Fulton		\$0
Gwinnett		\$0
Henry		\$0
Newton		\$0
Rockdale		\$0
Spalding		\$0
Walton		\$0
Total		
State Total:		\$2,208,743

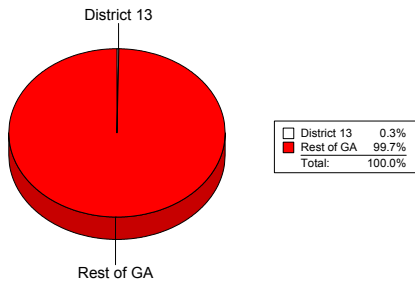
Congressional District as % of Georgia



Tomato

	Acres	Farm Gate Value
Butts		\$0
Clayton		\$0
DeKalb		\$0
Fayette	10	\$125,600
Fulton		\$0
Gwinnett		\$0
Henry		\$0
Newton	8	\$23,760
Rockdale		\$0
Spalding		\$0
Walton		\$0
Total	18	\$149,360
State Total:		\$54,509,572

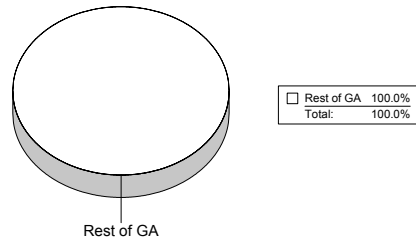
Congressional District as % of Georgia



Turnip Roots

	Acres	Farm Gate Value
Butts		\$0
Clayton		\$0
DeKalb		\$0
Fayette		\$0
Fulton		\$0
Gwinnett		\$0
Henry		\$0
Newton		\$0
Rockdale		\$0
Spalding		\$0
Walton		\$0
Total		
State Total:		\$308,280

Congressional District as % of Georgia



Turnip Greens

	Acres	Farm Gate Value
Butts		\$0
Clayton		\$0
DeKalb		\$0
Fayette		\$0
Fulton		\$0
Gwinnett		\$0
Henry		\$0
Newton		\$0
Rockdale		\$0
Spalding		\$0
Walton		\$0
Total		
State Total:		\$13,194,697

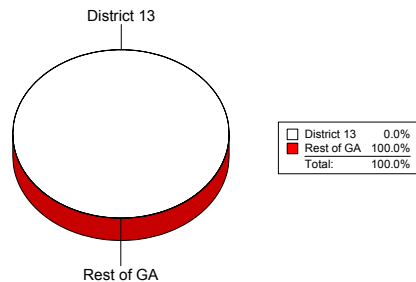
Congressional District as % of Georgia



Watermelon

	Acres	Farm Gate Value
Butts		\$0
Clayton		\$0
DeKalb		\$0
Fayette	20	\$35,650
Fulton		\$0
Gwinnett		\$0
Henry		\$0
Newton		\$0
Rockdale		\$0
Spalding		\$0
Walton		\$0
Total	20	\$35,650
State Total:		\$94,778,608

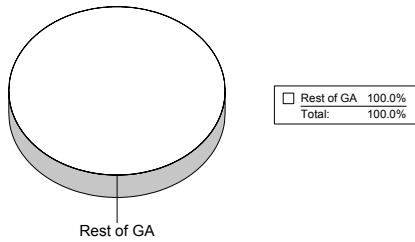
Congressional District as % of Georgia



Winter Squash

	Acres	Farm Gate Value
Butts		\$0
Clayton		\$0
DeKalb		\$0
Fayette		\$0
Fulton		\$0
Gwinnett		\$0
Henry		\$0
Newton		\$0
Rockdale		\$0
Spalding		\$0
Walton		\$0
Total		
State Total:		\$957,047

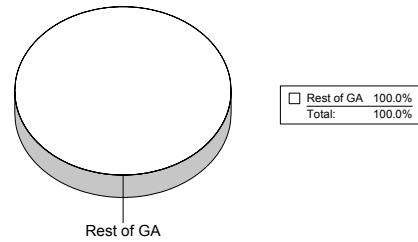
Congressional District as % of Georgia



Zucchini

	Acres	Farm Gate Value
Butts		\$0
Clayton		\$0
DeKalb		\$0
Fayette		\$0
Fulton		\$0
Gwinnett		\$0
Henry		\$0
Newton		\$0
Rockdale		\$0
Spalding		\$0
Walton		\$0
Total		
State Total:		\$20,075,136

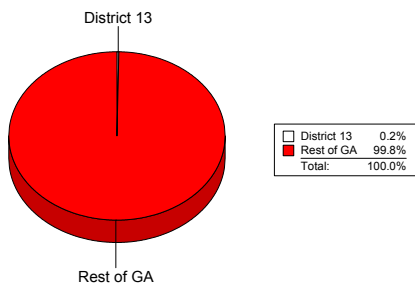
Congressional District as % of Georgia



Yellow Squash

	Acres	Farm Gate Value
Butts		\$0
Clayton		\$0
DeKalb		\$0
Fayette	4	\$30,600
Fulton		\$0
Gwinnett		\$0
Henry		\$0
Newton	23	\$46,563
Rockdale		\$0
Spalding		\$0
Walton		\$0
Total	27	\$77,163
State Total:		\$35,632,938

Congressional District as % of Georgia



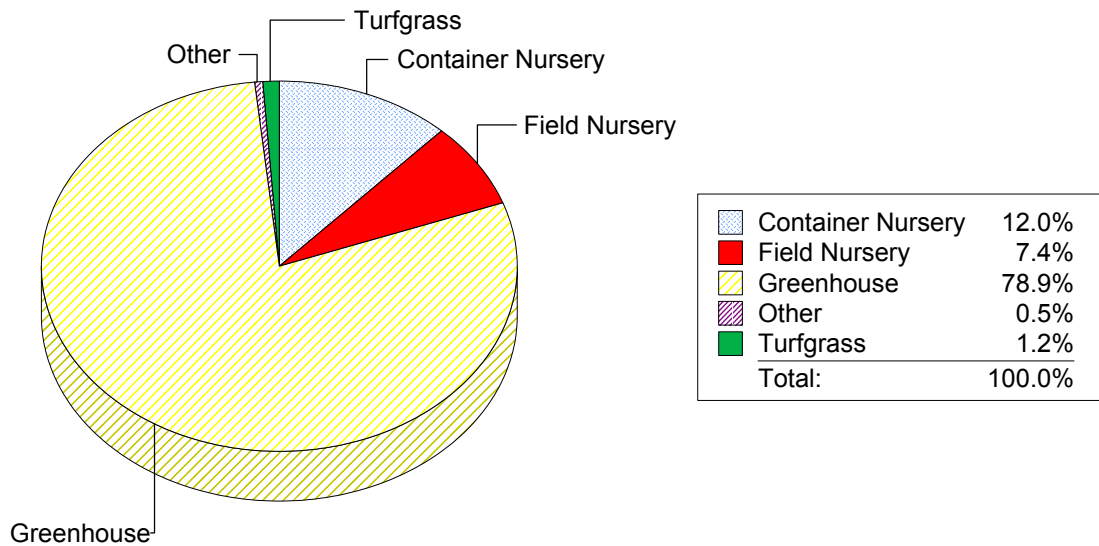
Ornamental Horticulture Farm Gate Value

Congressional District 13

\$ 67,710,790

2002 Ornamental Horticulture Farm Gate Value

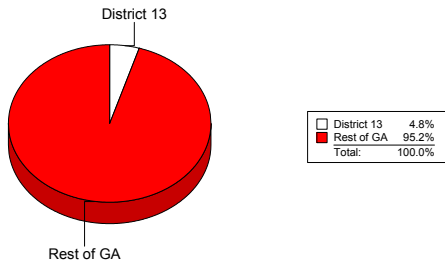
Congressional District 13



Container Nursery

County	Acres	Price	Farm Gate Value
Butts			\$0
Clayton	6	\$42,200	\$253,200
DeKalb			\$0
Fayette	50	\$42,200	\$2,110,000
Fulton	14	\$42,200	\$590,800
Gwinnett	65	\$42,200	\$2,743,000
Henry			\$0
Newton	5	\$42,200	\$211,000
Rockdale	52	\$42,200	\$2,194,400
Spalding			\$0
Walton			\$0
Total	192		\$8,102,400
State Total:			\$169,155,750

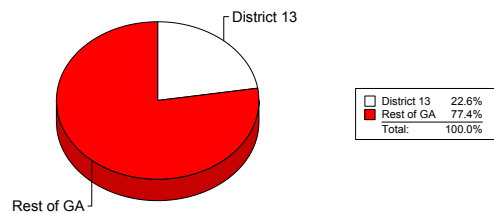
Congressional District as % of Georgia



Greenhouse

County	Sq Ft	Price	Farm Gate Value
Butts	137,256	\$12.00	\$1,647,072
Clayton	20,000	\$12.00	\$240,000
DeKalb	200,000	\$12.00	\$2,400,000
Fayette	500,000	\$12.00	\$6,000,000
Fulton	2,400,000	\$12.00	\$28,800,000
Gwinnett	500,000	\$12.00	\$6,000,000
Henry	182,000	\$12.00	\$2,184,000
Newton	80,000	\$12.00	\$960,000
Rockdale	145,000	\$12.00	\$1,740,000
Spalding	25,000	\$6.00	\$150,000
Walton	275,000	\$12.00	\$3,300,000
Total	4,464,256		\$53,421,072
State Total:			\$236,478,664

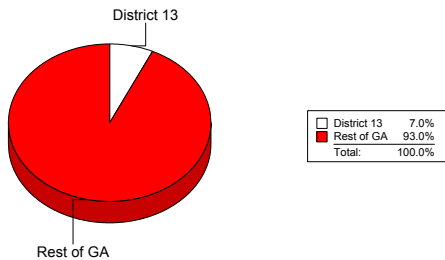
Congressional District as % of Georgia



Field Nursery

County	Acres	Price	Farm Gate Value
Butts			\$0
Clayton	34	\$12,720	\$432,480
DeKalb			\$0
Fayette			\$0
Fulton	110	\$12,720	\$1,399,200
Gwinnett	2	\$12,720	\$25,440
Henry	3	\$12,720	\$38,160
Newton	6	\$12,720	\$76,320
Rockdale	35	\$12,720	\$445,200
Spalding	3	\$12,720	\$31,800
Walton	200	\$12,720	\$2,544,000
Total	393		\$4,992,600
State Total:			\$71,216,736

Congressional District as % of Georgia



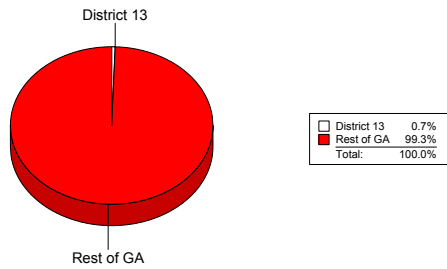
Other

County	Acres	Price	Farm Gate Value
Butts			
Clayton			
DeKalb			
Fayette			
Fulton			
Gwinnett			
Henry			
Newton			
Rockdale			\$17,000
Spalding			\$350,000
Walton			
Total	30		\$367,000

Turfgrass

County	Acres	Harvest Rate	Price	Farm Gate Value
Butts	100	0.67	\$4,260	\$285,420
Clayton				\$0
DeKalb				\$0
Fayette				\$0
Fulton	80	0.67	\$4,260	\$228,336
Gwinnett	100	0.67	\$4,260	\$285,420
Henry				\$0
Newton	10	0.67	\$4,260	\$28,542
Rockdale				\$0
Spalding				\$0
Walton				\$0
Total	290			\$827,718
State Total:				\$122,182,594

Congressional District as % of Georgia



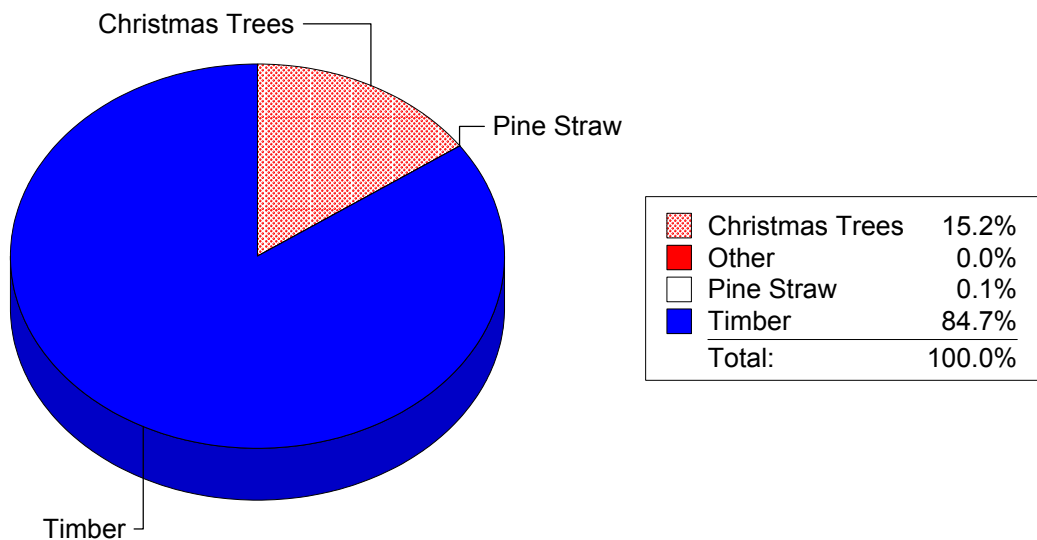
Forest Products Farm Gate Value

Congressional District 13

\$ 12,580,201

2002 Forestry Products Farm Gate Value

Congressional District 13

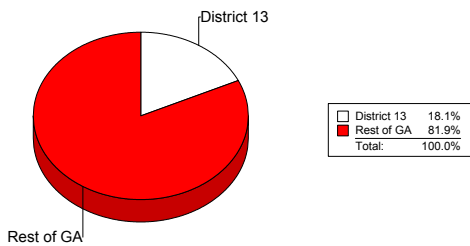


Christmas Trees

County	Acres	Harvest Rate	Price	Farm Gate Value
Butts	20	0.25	\$15,000	\$75,000
Clayton	10	0.25	\$15,000	\$37,500
DeKalb				\$0
Fayette	150	0.25	\$15,000	\$562,500
Fulton	17	0.25	\$15,000	\$63,750
Gwinnett	60	0.25	\$15,000	\$225,000
Henry	72	0.25	\$15,000	\$270,000
Newton	60	0.25	\$15,000	\$225,000
Rockdale	10	0.25	\$15,000	\$37,500
Spalding	80	0.25	\$15,000	\$300,000
Walton	30	0.25	\$15,000	\$112,500
Total	509			\$1,908,750

State Total: \$10,537,125

Congressional District as % of Georgia

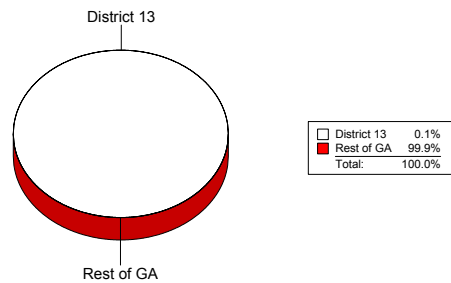


Pine Straw

County	Acres	Price	Farm Gate Value
Butts			\$0
Clayton			\$0
DeKalb			\$0
Fayette			\$0
Fulton	45	\$45	\$2,025
Gwinnett			\$0
Henry			\$0
Newton	300	\$35	\$10,500
Rockdale			\$0
Spalding			\$0
Walton	100	\$45	\$4,500
Total	445		\$17,025

State Total: \$22,370,165

Congressional District as % of Georgia



Other

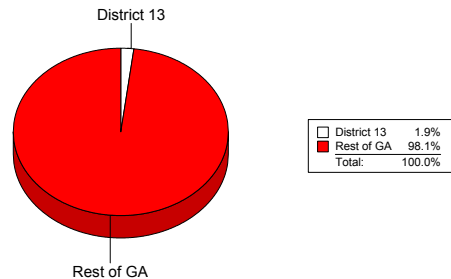
County	Farm Gate Value
Butts	
Clayton	
DeKalb	
Fayette	
Fulton	
Gwinnett	
Henry	
Newton	
Rockdale	
Spalding	
Walton	
Total	

Timber

County	Farm Gate Value
Butts	\$1,953,018
Clayton	\$78,000
DeKalb	\$0
Fayette	\$155,250
Fulton	\$1,445,862
Gwinnett	\$0
Henry	\$821,818
Newton	\$2,721,774
Rockdale	\$420,000
Spalding	\$858,704
Walton	\$2,200,000
Total	\$10,654,426

State Total: \$561,667,326

Congressional District as % of Georgia



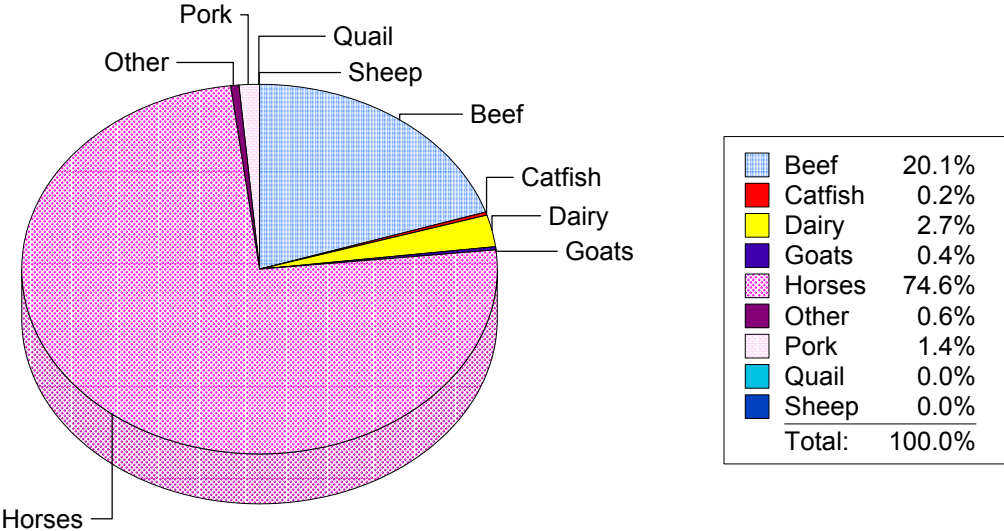
Livestock and Aquaculture Farm Gate Value

Congressional District 13

\$ 51,110,495

2002 Livestock and Aquaculture Farm Gate Value

Congressional District 13

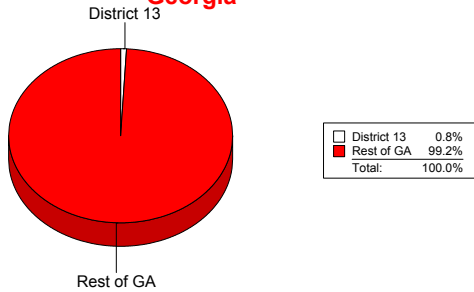


Beef Cattle Finished Outside Co

County	Head	Prod/Head	Price	Farm Gate Value
Butts				\$0
Clayton				\$0
DeKalb				\$0
Fayette				\$0
Fulton				\$0
Gwinnett				\$0
Henry				\$0
Newton				\$0
Rockdale				\$0
Spalding				\$0
Walton	250	500	\$0.67	\$83,750
Total	250			\$83,750

State Total: \$11,082,470

Congressional District as % of Georgia

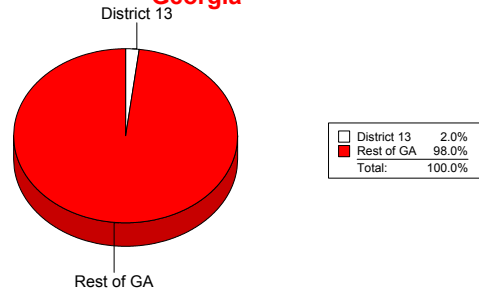


Beef Stockers

County	Head	Prod/Head	Price	Farm Gate Value
Butts	500	300	\$0.70	\$105,000
Clayton	230	300	\$0.70	\$48,300
DeKalb				\$0
Fayette	2,225	300	\$0.70	\$467,250
Fulton	1,800	300	\$0.70	\$378,000
Gwinnett	500	300	\$0.70	\$105,000
Henry	650	300	\$0.70	\$136,500
Newton				\$0
Rockdale				\$0
Spalding				\$0
Walton	100	300	\$0.70	\$21,000
Total	6,005			\$1,261,050

State Total: \$63,644,445

Congressional District as % of Georgia

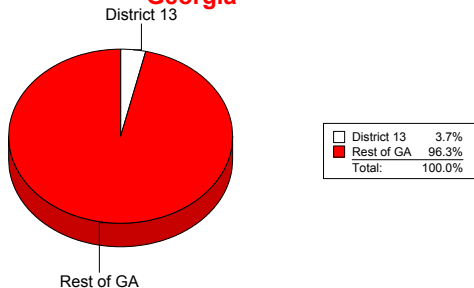


Beef Cows

County	Head	Prod/Head	Price	Farm Gate Value
Butts	2,200	373.5	\$0.81	\$665,577
Clayton	400	373.5	\$0.81	\$121,014
DeKalb				\$0
Fayette	2,225	373.5	\$0.81	\$673,140
Fulton	3,826	373.5	\$0.81	\$1,157,499
Gwinnett	3,500	373.5	\$0.81	\$1,058,873
Henry	7,000	373.5	\$0.81	\$2,117,745
Newton				\$0
Rockdale	1,000	373.5	\$0.81	\$302,535
Spalding	3,000	373.5	\$0.81	\$907,605
Walton	6,300	373.5	\$0.81	\$1,905,971
Total	29,451			\$8,909,958

State Total: \$242,784,095

Congressional District as % of Georgia

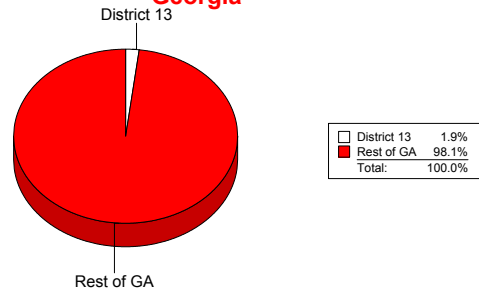


Catfish

County	Head	Prod/Head	Price	Farm Gate Value
Butts				\$0
Clayton				\$0
DeKalb				\$0
Fayette	45	1,400	\$1.15	\$72,450
Fulton	22	2,150	\$1.15	\$54,395
Gwinnett				\$0
Henry				\$0
Newton				\$0
Rockdale				\$0
Spalding				\$0
Walton				\$0
Total	67			\$126,845

State Total: \$6,586,589

Congressional District as % of Georgia



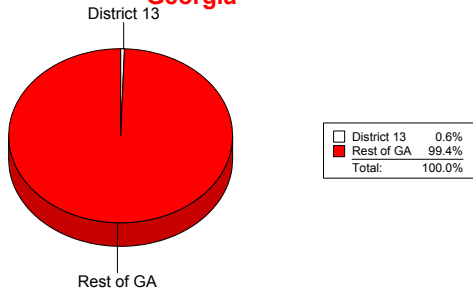
Dairy

County	Head	Prod/Head	Price	Farm Gate Value
Butts	80	16,000	\$0.15	\$188,800
Clayton				\$0
DeKalb				\$0
Fayette				\$0
Fulton				\$0
Gwinnett				\$0
Henry	90	16,000	\$0.15	\$212,400
Newton	70	16,000	\$0.15	\$165,200
Rockdale				\$0
Spalding	300	17,294	\$0.15	\$793,795
Walton				\$0
Total	540			\$1,360,195

State Total:

\$245,914,009

Congressional District as % of Georgia



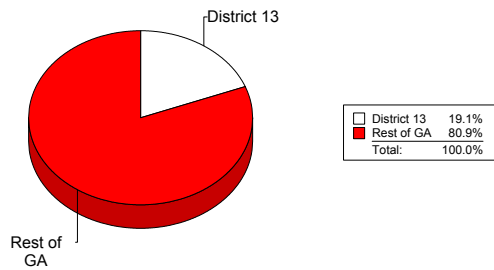
Horses - Boarding, training, breeding

County	Head	Prod/Head	Price	Farm Gate Value
Butts	150		\$3,000	\$450,000
Clayton	30		\$3,000	\$90,000
DeKalb	56		\$3,000	\$168,000
Fayette	650		\$3,000	\$1,950,000
Fulton				\$0
Gwinnett	3,000		\$3,000	\$9,000,000
Henry	85		\$3,000	\$255,000
Newton	1,875		\$3,000	\$5,625,000
Rockdale	3,000		\$3,000	\$9,000,000
Spalding	350		\$3,000	\$1,050,000
Walton	500		\$3,000	\$1,500,000
Total	9,696			\$29,088,000

State Total:

\$152,176,000

Congressional District as % of Georgia



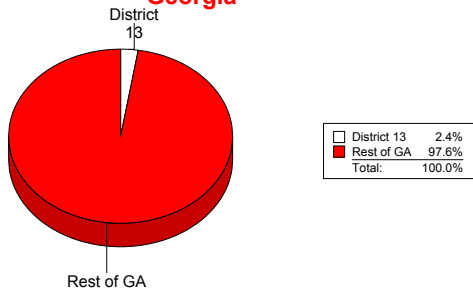
Goats

County	Head	Prod/Head	Price	Farm Gate Value
Butts	75	1.25	\$50.00	\$4,688
Clayton	120	1.25	\$50.00	\$7,500
DeKalb				\$0
Fayette	150	1.25	\$50.00	\$9,375
Fulton	300	1.25	\$50.00	\$18,750
Gwinnett	500	1.25	\$50.00	\$31,250
Henry	275	1.25	\$50.00	\$17,188
Newton	925	1.25	\$50.00	\$57,813
Rockdale	200	1.25	\$50.00	\$12,500
Spalding	100	1.25	\$50.00	\$6,250
Walton	300	1.25	\$50.00	\$18,750
Total	2,945			\$184,063

State Total:

\$7,687,000

Congressional District as % of Georgia



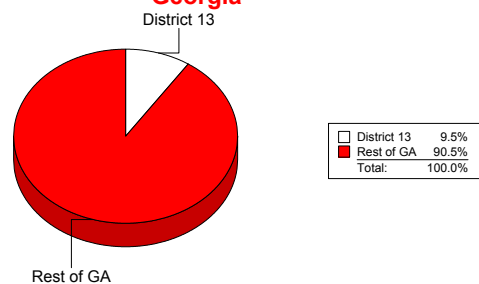
Horses - Raised

County	Head	Prod/Head	Price	Farm Gate Value
Butts	150		\$2,000	\$300,000
Clayton	30		\$2,000	\$60,000
DeKalb				\$0
Fayette	600		\$2,000	\$1,200,000
Fulton				\$0
Gwinnett	1,000		\$2,000	\$2,000,000
Henry	125		\$2,000	\$250,000
Newton	42		\$2,000	\$84,000
Rockdale	2,000		\$2,000	\$4,000,000
Spalding	275		\$2,000	\$550,000
Walton	300		\$2,000	\$600,000
Total	4,522			\$9,044,000

State Total:

\$95,398,000

Congressional District as % of Georgia



Other

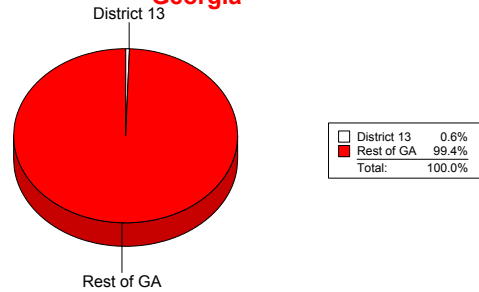
County	Head	Prod/Head	Price	Farm Gate Value
Butts				
Clayton				
DeKalb				
Fayette				\$20,000
Fulton				
Gwinnett				
Henry				
Newton				
Rockdale				\$225,210
Spalding				
Walton				\$60,500
Total				\$305,710

Pork - Feeder pigs

County	Head	Prod/Head	Price	Farm Gate Value
Butts				\$0
Clayton				\$0
DeKalb				\$0
Fayette				\$0
Fulton				\$0
Gwinnett				\$0
Henry				\$0
Newton	300	750	\$0.62	\$139,500
Rockdale				\$0
Spalding				\$0
Walton				\$0
Total	300			\$139,500

State Total: \$22,064,025

Congressional District as % of Georgia

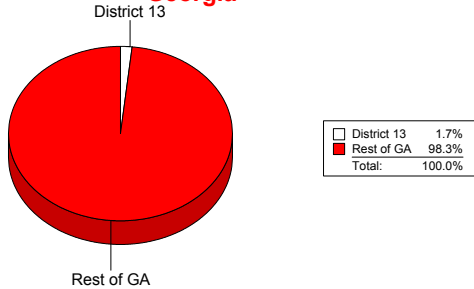


Pork - Farrow to finish

County	Head	Prod/Head	Price	Farm Gate Value
Butts				\$0
Clayton				\$0
DeKalb				\$0
Fayette				\$0
Fulton				\$0
Gwinnett				\$0
Henry				\$0
Newton	450	3,675	\$0.35	\$578,813
Rockdale				\$0
Spalding				\$0
Walton				\$0
Total	450			\$578,813

State Total: \$34,808,279

Congressional District as % of Georgia

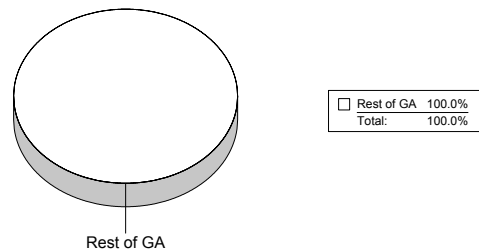


Pork - Finishing only

County	# Houses	Head	Prod/Head	Price	Farm Gate Value
Butts					\$0
Clayton					\$0
DeKalb					\$0
Fayette					\$0
Fulton					\$0
Gwinnett					\$0
Henry					\$0
Newton					\$0
Rockdale					\$0
Spalding					\$0
Walton					\$0
Total					\$0

State Total: \$23,166,466

Congressional District as % of Georgia

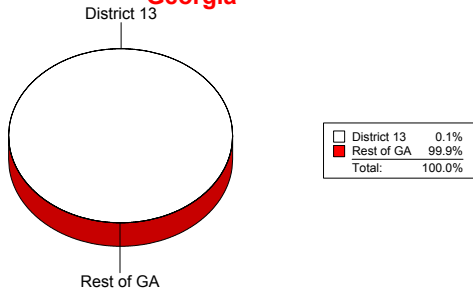


Quail

County	Head	Prod/ Head	Price	Farm Gate Value
Butts				\$0
Clayton				\$0
DeKalb				\$0
Fayette				\$0
Fulton				\$0
Gwinnett				\$0
Henry				\$0
Newton	3,500		\$2.80	\$9,800
Rockdale				\$0
Spalding				\$0
Walton				\$0
Total	3,500			\$9,800

State Total: \$9,632,100

Congressional District as % of Georgia

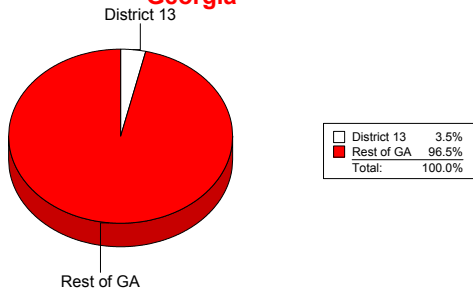


Sheep

County	Head	Prod/ Head	Price	Farm Gate Value
Butts				\$0
Clayton				\$0
DeKalb				\$0
Fayette				\$0
Fulton				\$0
Gwinnett				\$0
Henry	45	1.25	\$70.00	\$3,938
Newton	140	1.25	\$70.00	\$12,250
Rockdale	30	1.25	\$70.00	\$2,625
Spalding				\$0
Walton				\$0
Total	215			\$18,813

State Total: \$540,838

Congressional District as % of Georgia



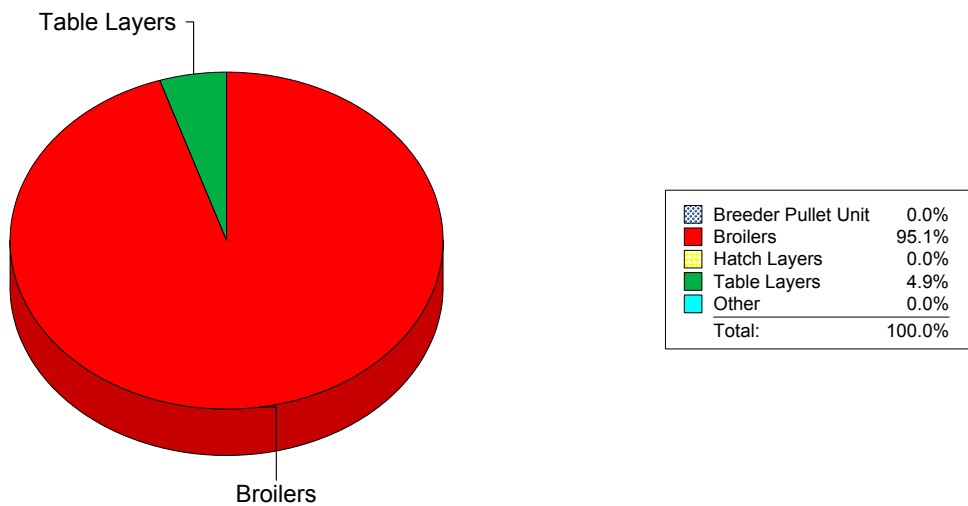
Poultry and Egg Farm Gate Value

Congressional District 13

\$ 27,899,123

2002 Poultry and Egg Farm Gate Value

Congressional District 13



Breeder Pullet Unit

County	No. Houses	Capacity	Price	Farm Gate Value
Butts				\$0
Clayton				\$0
DeKalb				\$0
Fayette				\$0
Fulton				\$0
Gwinnett				\$0
Henry				\$0
Newton				\$0
Rockdale				\$0
Spalding				\$0
Walton				\$0
Total				

State Total: \$112,677,600

Congressional District as % of Georgia

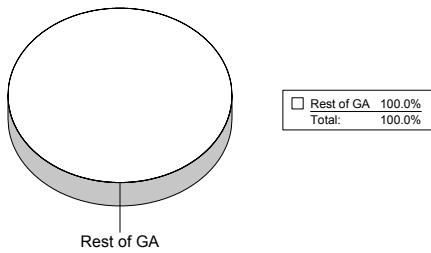
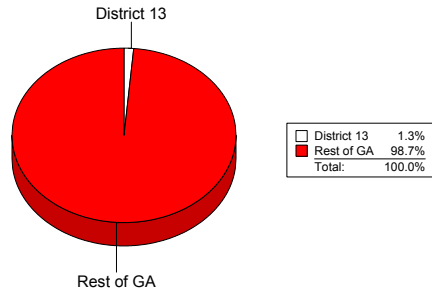


Table Layers

County	No. Houses	Capacity	Price	Farm Gate Value
Butts				\$0
Clayton				\$0
DeKalb				\$0
Fayette				\$0
Fulton				\$0
Gwinnett				\$0
Henry				\$0
Newton				\$0
Rockdale				\$0
Spalding				\$0
Walton	4	37,000	\$9.20	\$1,361,600
Total	4			\$1,361,600

State Total: \$105,584,794

Congressional District as % of Georgia

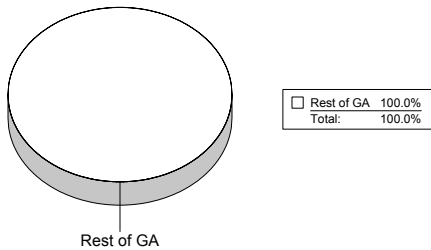


Hatching Layers

County	No. Houses	Capacity	Price	Farm Gate Value
Butts				\$0
Clayton				\$0
DeKalb				\$0
Fayette				\$0
Fulton				\$0
Gwinnett				\$0
Henry				\$0
Newton				\$0
Rockdale				\$0
Spalding				\$0
Walton				\$0
Total				

State Total: \$294,331,070

Congressional District as % of Georgia



Other

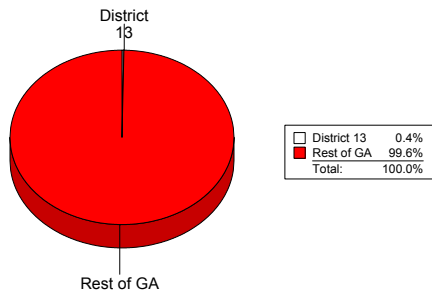
County	No. Houses	Capacity	Price	Farm Gate Value
Butts				
Clayton				
DeKalb				
Fayette				
Fulton				
Gwinnett				
Henry				
Newton				
Rockdale				
Spalding				
Walton				
Total				

Broiler - Grower

County	No. Houses	Capacity	Price	Farm Gate Value
Butts				\$0
Clayton				\$0
DeKalb				\$0
Fayette				\$0
Fulton				\$0
Gwinnett	15	26,000	\$0.05	\$539,136
Henry				\$0
Newton	16	25,600	\$0.05	\$555,378
Rockdale				\$0
Spalding	8	26,000	\$0.05	\$237,220
Walton	1	153,000	\$0.05	\$216,530
Total	40			\$1,548,265

State Total: \$394,473,388

Congressional District as % of Georgia

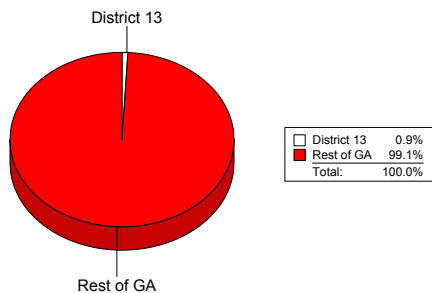


Broiler - Integrator

County	No. Houses	Capacity	Price	Farm Gate Value
Butts				\$0
Clayton				\$0
DeKalb				\$0
Fayette				\$0
Fulton				\$0
Gwinnett	15	26,000	\$0.34	\$3,852,576
Henry				\$0
Newton	16	25,600	\$0.34	\$3,968,641
Rockdale				\$0
Spalding	8	26,000	\$0.34	\$1,695,133
Walton	1	1,530,000	\$0.34	15,472,908
Total	40			\$24,989,258

State Total: \$2,832,935,275

Congressional District as % of Georgia



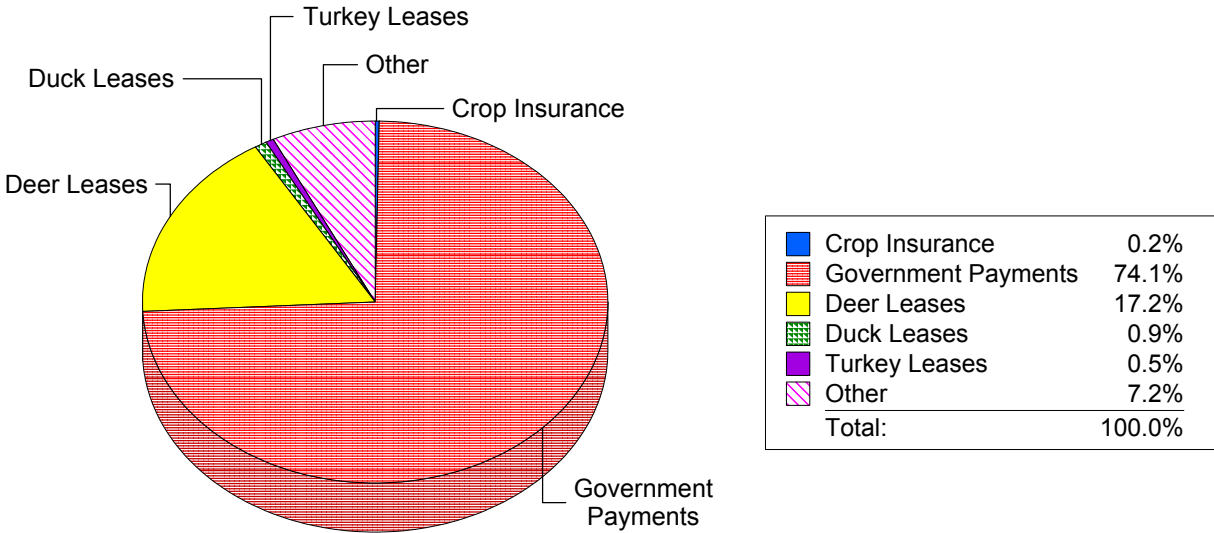
Other Farm Gate Value

Congressional District 13

\$ 1,745,393

2002 Other Farm Gate Value

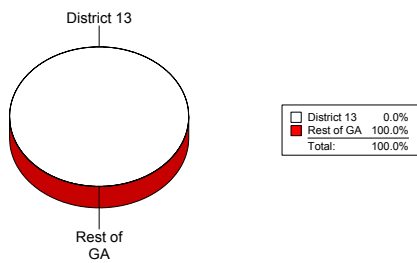
Congressional District 13



Crop Insurance

County	Farm Gate Value
Butts	\$0
Clayton	\$0
DeKalb	\$0
Fayette	\$0
Fulton	\$0
Gwinnett	\$0
Henry	\$0
Newton	\$487
Rockdale	\$0
Spalding	\$2,729
Walton	\$0
Total	\$3,216
State Total:	\$112,683,572

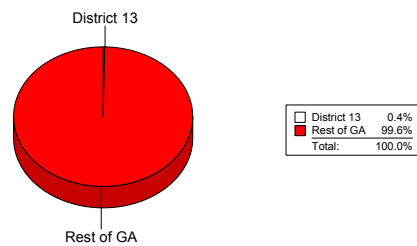
Congressional District as % of Georgia



Hunting Leases - Deer

County	Acres	Price	Farm Gate Value
Butts			\$0
Clayton	150	\$8.00	\$1,200
DeKalb			\$0
Fayette	250	\$8.00	\$2,000
Fulton	1,400	\$8.00	\$11,200
Gwinnett			\$0
Henry	900	\$8.00	\$7,200
Newton	12,000	\$8.00	\$96,000
Rockdale	1,300	\$8.00	\$10,400
Spalding	1,500	\$8.00	\$12,000
Walton	20,000	\$8.00	\$160,000
Total	37,500		\$300,000
State Total:			\$73,295,452

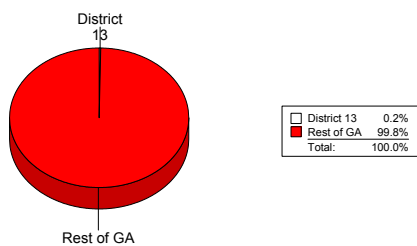
Congressional District as % of Georgia



Government Payments

County	Farm Gate Value
Butts	\$254,318
Clayton	\$0
DeKalb	\$0
Fayette	\$75,000
Fulton	\$0
Gwinnett	\$125
Henry	\$251,606
Newton	\$158,104
Rockdale	\$0
Spalding	\$132,298
Walton	\$421,327
Total	\$1,292,777
State Total:	\$672,687,500

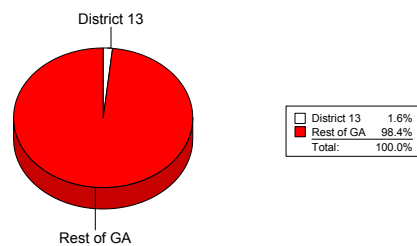
Congressional District as % of Georgia



Hunting Leases - Duck

County	Acres	Price	Farm Gate Value
Butts			\$0
Clayton			\$0
DeKalb			\$0
Fayette			\$0
Fulton			\$0
Gwinnett			\$0
Henry			\$0
Newton	300	\$50.00	\$15,000
Rockdale			\$0
Spalding			\$0
Walton			\$0
Total	300		\$15,000
State Total:			\$913,130

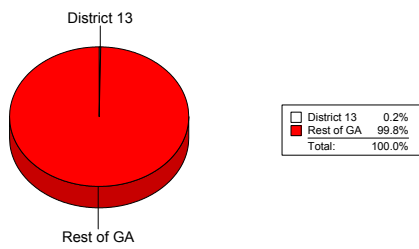
Congressional District as % of Georgia



Hunting Leases - Turkey

County	Acres	Price	Farm Gate Value
Butts			\$0
Clayton			\$0
DeKalb			\$0
Fayette			\$0
Fulton			\$0
Gwinnett			\$0
Henry	900	\$2.00	\$1,800
Newton	3,800	\$2.00	\$7,600
Rockdale			\$0
Spalding			\$0
Walton			\$0
Total	4,700		\$9,400
State Total:			\$4,322,936

Congressional District as % of Georgia



Other

County	Acres	Farm Gate Value
Butts		
Clayton		
DeKalb		
Fayette		
Fulton		
Gwinnett		\$125,000
Henry		
Newton		
Rockdale		
Spalding		
Walton		
Total		\$125,000

Center for Agribusiness and Economic Development



The Center for Agribusiness and Economic Development is a unit of the College of Agricultural and Environmental Sciences of the University of Georgia, combining the missions of research and extension. The Center has among its objectives:

- < To provide feasibility and other short term studies for current or potential Georgia agribusiness firms and/or emerging food and fiber industries.
- < To provide agricultural, natural resource, and demographic data for private and public decision makers.

To find out more, visit our Web site at: <http://www.agecon.uga.edu/~caed/>

Or contact:

John McKissick, Coordinator
Center for Agribusiness and Economic Development
Lumpkin House
The University of Georgia
Athens, Georgia 30602-7509
Phone (706)542-0760
caed@agecon.uga.edu

The University of Georgia and Fort Valley State University, and the U.S. Department of Agriculture and counties of the state cooperating. The Cooperative Extension Service offers educational programs, assistance and materials to all people without regard to race, color, national origin, age, sex or disability.

An equal opportunity/affirmative action organization committed to a diverse work force.

July, 2003

Issued in furtherance of Cooperation Extension Acts of May 8 and June 30, 1914, the University of Georgia College of Agricultural and Environmental Sciences, and the U.S. Department of Agriculture Cooperating.

Gale Buchanan, Dean and Director