



---

# The University of Georgia

---

**Center for Agribusiness and Economic Development**

**College of Agricultural and Environmental Sciences**

---

## **U. S. Congressional District 12 2002 Farm Gate Value Report**

---

**Sue Boatright, Erin Bergstrom, and John McKissick  
Center for Agribusiness and Economic Development**

**July, 2003**

---



## TABLE OF CONTENTS

<b>DISTRICT SUMMARY</b> .....	1
<b>TOTAL FARM GATE VALUE</b> .....	2
<b>ROW &amp; FORAGE CROPS</b> .....	<b>3-10</b>
Barley .....	4
Corn .....	4
Cotton .....	5
Hay .....	5
Oats .....	6
Other .....	6
Peanuts .....	7
Rye .....	7
Silage .....	8
Sorghum .....	8
Soybeans .....	9
Straw .....	9
Tobacco .....	10
Wheat .....	10
<b>FRUITS &amp; NUTS</b> .....	<b>11-15</b>
Apples .....	12
Blueberries .....	12
Grapes .....	13
Other .....	13
Peaches .....	14
Pecans .....	14
Strawberries .....	15
<b>VEGETABLES</b> .....	<b>16-34</b>
Banana Peppers .....	17
Bell Peppers .....	17
Broccoli .....	18
Cabbage .....	18
Cantaloupe .....	19
Carrots .....	19
Collards .....	20
Cucumbers .....	20
Eggplant .....	21
English Peas .....	21
Green House .....	22
Green Onions .....	22
Hot Peppers .....	23
Irish Potatoes .....	23
Kale .....	24
Lettuce .....	24
Lima Beans .....	25
Mustard .....	25
Okra .....	26
Onions .....	26
Other .....	27
Pole Beans .....	27
Pumpkin .....	28
Snap Beans .....	28
Southern Peas .....	29
Spinach .....	29
Sweet Corn .....	30
Sweet Potatoes .....	30

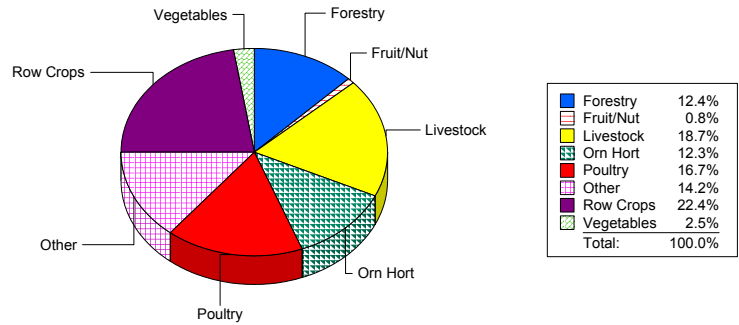
## TABLE OF CONTENTS

Tomato .....	31
Turnip Greens .....	31
Turnip Roots .....	32
Watermelon .....	32
Winter Squash .....	33
Yellow Squash .....	33
Zucchini .....	34
<b>ORNAMENTAL HORTICULTURE .....</b>	<b>35-38</b>
Container Nursery .....	36
Field Nursery .....	36
Greenhouse .....	37
Other .....	37
Turfgrass .....	38
<b>FORESTRY &amp; PRODUCTS .....</b>	<b>39-41</b>
Christmas Trees .....	40
Other .....	40
Pine Straw .....	41
Timber .....	41
<b>LIVESTOCK &amp; AQUACULTURE .....</b>	<b>42-49</b>
Beef Cattle Finished Outside County .....	43
Beef Cows .....	43
Beef Stockers .....	44
Catfish .....	44
Dairy .....	45
Goats .....	45
Horses Boarding, Breeding & Training .....	46
Horses Raised .....	46
Other .....	47
Pork Farrow to Finish .....	47
Pork Feeder .....	48
Pork Finishing .....	48
Quail .....	49
Sheep .....	49
<b>POULTRY &amp; EGGS .....</b>	<b>50-53</b>
Breeder Pullet Units .....	51
Hatching Layers .....	51
Table Layers .....	52
Other .....	52
Broiler Grower .....	53
Broiler Integrator .....	53
<b>OTHER INCOME .....</b>	<b>54-57</b>
Crop Insurance .....	55
Government Payments .....	55
Hunting Leases Deer .....	56
Hunting Leases Duck .....	56
Hunting Leases Turkey .....	57
Other .....	57

# Congressional District 12 2002 Farm Gate Summary

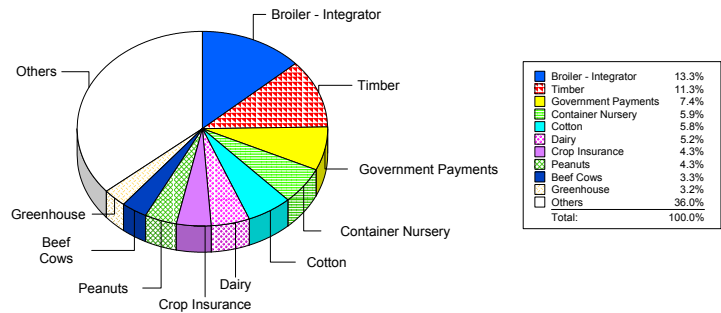
County	Total Farm Gate Value
Bryan	\$7,043,753
Bulloch	\$116,541,420
Burke	\$69,545,373
Chatham	\$4,311,242
Clarke	\$25,340,812
Effingham	\$20,546,183
Glascock	\$5,334,862
Jefferson	\$36,301,506
Jenkins	\$35,664,847
Oglethorpe	\$112,928,925
Richmond	\$9,881,124
Screven	\$37,023,465
Warren	\$23,213,627

## 2002 Farm Gate Value by Category



## 2001 Top Ten Commodities

Congressional District 12



**Total:** \$503,677,138

## Total Farm Gate Value 2002

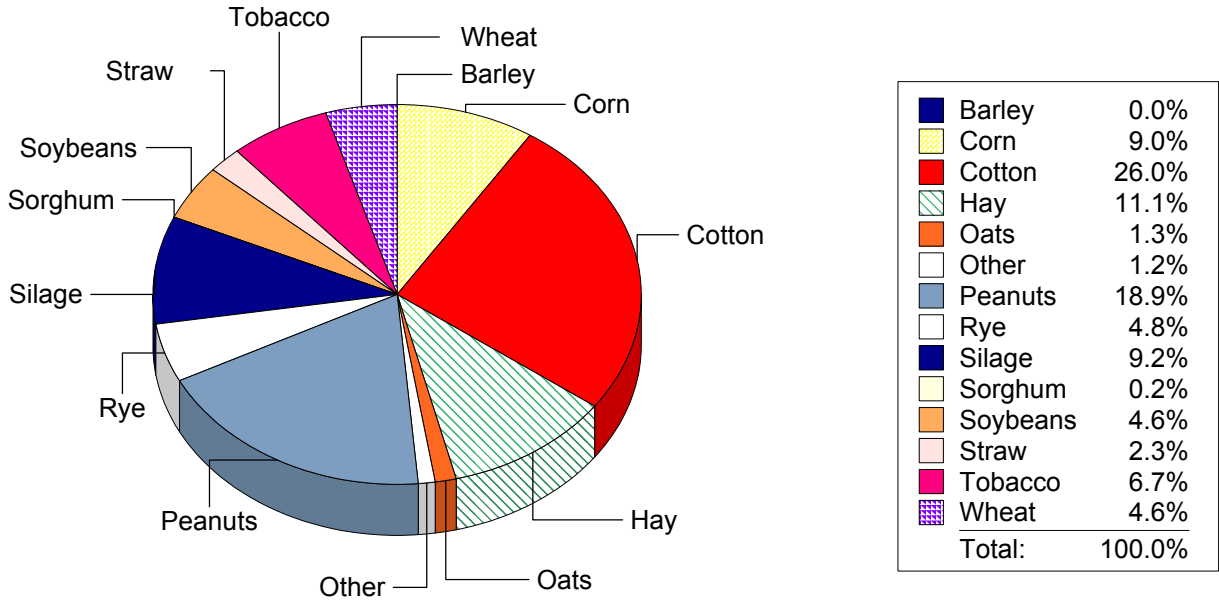
	Forestry and Related Products	Fruits and Nuts	Livestock and Aquaculture	Ornamental Horticulture	Other	Poultry and Eggs	Row and Forage Crops	Vegetables	Total
<b>Bartow</b>	\$2,599,535	\$25,900	\$19,856,473	\$4,765,968	\$323,190	\$134,417,817	\$6,114,705	\$0	<b>\$168,103,588</b>
<b>Carroll</b>	\$84,000	\$44,298	\$11,237,012	\$2,447,214	\$1,652,303	\$94,822,442	\$1,142,700	\$105,713	<b>\$111,535,682</b>
<b>Chattooga</b>	\$0	\$0	\$5,022,092	\$129,191	\$364,888	\$2,332,685	\$1,287,105	\$73,400	<b>\$9,209,361</b>
<b>Cobb</b>	\$56,250	\$0	\$0	\$2,016,720	\$0	\$0	\$0	\$0	<b>\$2,072,970</b>
<b>Coweta</b>	\$2,389,102	\$46,586	\$4,228,612	\$2,805,840	\$104,500	\$0	\$1,410,918	\$128,966	<b>\$11,114,524</b>
<b>Douglas</b>	\$178,750	\$3,735	\$2,088,042	\$5,532,000	\$24,000	\$429,412	\$164,750	\$46,000	<b>\$8,466,689</b>
<b>Floyd</b>	\$1,493,851	\$153,070	\$6,799,262	\$7,430,040	\$2,158,069	\$33,455,110	\$5,389,155	\$188,696	<b>\$57,067,253</b>
<b>Haralson</b>	\$2,750,829	\$6,858	\$2,811,460	\$441,100	\$411,263	\$25,845,225	\$1,357,550	\$140,327	<b>\$33,764,612</b>
<b>Harris</b>	\$3,671,340	\$108,510	\$3,368,663	\$4,184,820	\$1,125,689	\$184,000	\$402,655	\$104,662	<b>\$13,150,339</b>
<b>Heard</b>	\$2,784,312	\$0	\$1,604,505	\$547,485	\$752,960	\$35,636,845	\$263,660	\$0	<b>\$41,589,766</b>
<b>Meriwether</b>	\$4,550,272	\$1,821,116	\$12,434,818	\$6,423,149	\$1,665,224	\$0	\$2,044,110	\$205,150	<b>\$29,143,839</b>
<b>Muscogee</b>	\$0	\$0	\$1,050,608	\$0	\$0	\$0	\$0	\$0	<b>\$1,050,608</b>
<b>Paulding</b>	\$1,293,750	\$111,489	\$4,338,455	\$14,127,360	\$99,010	\$15,794,304	\$374,125	\$643,302	<b>\$36,781,795</b>
<b>Polk</b>	\$2,320,650	\$0	\$4,711,200	\$338,040	\$241,790	\$15,507,135	\$1,742,820	\$3,563	<b>\$24,865,198</b>
<b>Talbot</b>	\$1,720,000	\$32,490	\$3,272,768	\$38,640	\$2,245,200	\$0	\$18,463	\$26,530	<b>\$7,354,090</b>
<b>Troup</b>	\$6,493,500	\$58,600	\$4,241,653	\$871,200	\$1,139,000	\$0	\$396,038	\$1,570	<b>\$13,201,561</b>
<b>Upson</b>	\$4,066,165	\$58,607	\$6,670,792	\$963,600	\$453,448	\$17,230,150	\$941,959	\$0	<b>\$30,384,721</b>
<b>Total</b>	<b>\$36,452,306</b>	<b>\$2,471,259</b>	<b>\$93,736,414</b>	<b>\$53,062,367</b>	<b>\$12,760,534</b>	<b>\$375,655,125</b>	<b>\$23,050,712</b>	<b>\$1,667,879</b>	<b>\$598,856,595</b>

# Row and Forage Farm Gate Value

## Congressional District 12

\$ 113,064,116

### Congressional District 12



## Barley

County	Acres	Yield	Price	Farm Gate Value
Bryan				\$0
Bulloch				\$0
Burke				\$0
Chatham				\$0
Clarke	200	20	\$2.75	\$11,000
Effingham				\$0
Glascocok				\$0
Jefferson	37	35	\$2.75	\$3,561
Jenkins				\$0
Oglethorpe				\$0
Richmond				\$0
Screven				\$0
Warren				\$0
<b>Total</b>	<b>237</b>			<b>\$14,561</b>

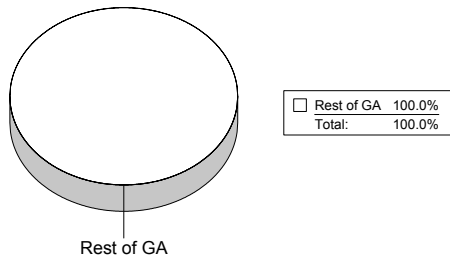
## Corn

County	Acres	Yield	Price	Farm Gate Value
Bryan	1,115	38	\$2.65	\$112,281
Bulloch	7,200	56	\$2.65	\$1,068,480
Burke	8,500	95	\$2.65	\$2,139,875
Chatham	13	20	\$2.65	\$689
Clarke	200	150	\$2.65	\$79,500
Effingham	5,500	50	\$2.65	\$728,750
Glascocok	100	30	\$2.65	\$7,950
Jefferson	8,143	160	\$2.65	\$3,452,632
Jenkins	2,240	115	\$2.65	\$682,640
Oglethorpe	600	100	\$2.65	\$159,000
Richmond	350	110	\$2.65	\$102,025
Screven	7,472	80	\$2.65	\$1,584,064
Warren	850	50	\$2.65	\$112,625
<b>Total</b>	<b>42,283</b>			<b>\$10,230,511</b>

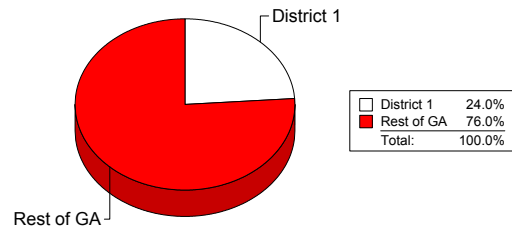
State Total: \$149,097

State Total: \$99,558,668

Congressional District as % of Georgia



Congressional District as % of Georgia



## Cotton

County	Acres	Yield	Price	Farm Gate Value
<b>Bryan</b>	1,725	510	\$0.60	\$527,850
<b>Bulloch</b>	49,000	300	\$0.60	\$8,820,000
<b>Burke</b>	23,500	550	\$0.60	\$7,755,000
<b>Chatham</b>				\$0
<b>Clarke</b>				\$0
<b>Effingham</b>	2,850	450	\$0.60	\$769,500
<b>Glascocock</b>	887	150	\$0.60	\$79,830
<b>Jefferson</b>	16,684	330	\$0.60	\$3,303,432
<b>Jenkins</b>	19,800	450	\$0.60	\$5,346,000
<b>Oglethorpe</b>				\$0
<b>Richmond</b>				\$0
<b>Screven</b>	23,586	200	\$0.60	\$2,830,320
<b>Warren</b>				\$0
<b>Total</b>	<b>138,032</b>			<b>\$29,431,932</b>

State Total:

\$501,727,753

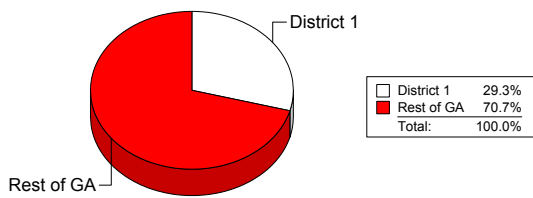
## Hay

County	Acres	Yield	Price	Farm Gate Value
<b>Bryan</b>	400	2.0	\$60.00	\$43,200
<b>Bulloch</b>	5,600	3.0	\$60.00	\$1,092,000
<b>Burke</b>	10,000	3.0	\$60.00	\$1,800,000
<b>Chatham</b>	746	3.0	\$60.00	\$111,900
<b>Clarke</b>	2,000	4.0	\$60.00	\$480,000
<b>Effingham</b>	3,500	3.0	\$60.00	\$630,000
<b>Glascocock</b>	4,000	3.0	\$60.00	\$600,000
<b>Jefferson</b>	7,000	3.0	\$60.00	\$1,050,000
<b>Jenkins</b>	6,000	4.0	\$60.00	\$1,440,000
<b>Oglethorpe</b>	15,000	3.0	\$60.00	\$2,340,000
<b>Richmond</b>	3,000	3.0	\$60.00	\$450,000
<b>Screven</b>	4,000	3.0	\$60.00	\$720,000
<b>Warren</b>	5,800	5.0	\$60.00	\$1,740,000
<b>Total</b>	<b>67,046</b>			<b>\$12,497,100</b>

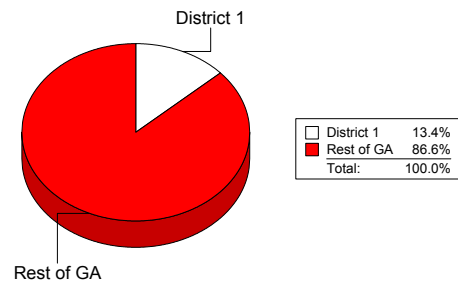
State Total:

\$129,412,928

Congressional District as % of Georgia



Congressional District as % of Georgia





## Oats

County	Acres	Yield	Price	Farm Gate Value
<b>Bryan</b>				\$0
<b>Bulloch</b>	1,500	55	\$2.20	\$181,500
<b>Burke</b>	2,800	80	\$2.20	\$492,800
<b>Chatham</b>				\$0
<b>Clarke</b>	300	40	\$2.20	\$26,400
<b>Effingham</b>	250	55	\$2.20	\$30,250
<b>Glascocock</b>	45	50	\$2.20	\$4,950
<b>Jefferson</b>	2,855	50	\$2.20	\$314,050
<b>Jenkins</b>	1,656	60	\$2.20	\$218,592
<b>Oglethorpe</b>	250	60	\$2.20	\$33,000
<b>Richmond</b>	221	65	\$2.20	\$31,603
<b>Screven</b>	392	80	\$2.20	\$68,992
<b>Warren</b>	700	45	\$2.20	\$69,300
<b>Total</b>	<b>10,969</b>			<b>\$1,471,437</b>

State Total:

\$10,574,566

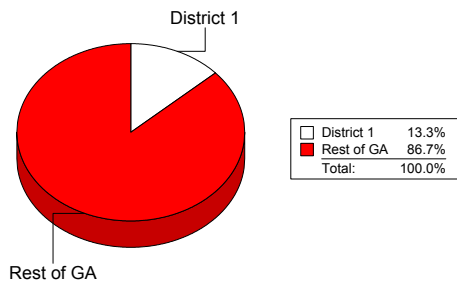
## Other

County	Farm Gate Value
<b>Bryan</b>	
<b>Bulloch</b>	
<b>Burke</b>	
<b>Chatham</b>	
<b>Clarke</b>	
<b>Effingham</b>	
<b>Glascocock</b>	\$130,500
<b>Jefferson</b>	\$600,000
<b>Jenkins</b>	\$630,000
<b>Oglethorpe</b>	
<b>Richmond</b>	
<b>Screven</b>	\$12,968
<b>Warren</b>	\$11,250
<b>Total</b>	<b>\$1,384,718</b>

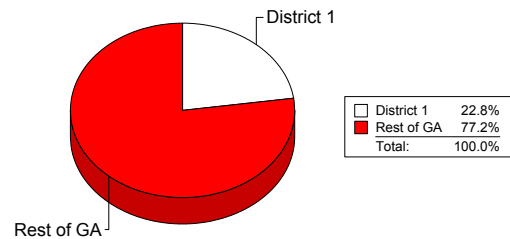
State Total:

\$98,635,112

**Congressional District as % of Georgia**



**Congressional District as % of Georgia**



## Peanuts

County	Acres	Yield	Price	Farm Gate Value
<b>Bryan</b>	1,100	2,632	\$0.18	\$521,136
<b>Bulloch</b>	20,000	2,600	\$0.19	\$9,880,000
<b>Burke</b>	8,224	2,350	\$0.18	\$3,478,752
<b>Chatham</b>				\$0
<b>Clarke</b>				\$0
<b>Effingham</b>	2,800	2,400	\$0.18	\$1,209,600
<b>Glascocock</b>				\$0
<b>Jefferson</b>	2,222	2,600	\$0.18	\$1,039,896
<b>Jenkins</b>	4,400	2,600	\$0.18	\$2,059,200
<b>Oglethorpe</b>				\$0
<b>Richmond</b>	95	2,500	\$0.18	\$42,750
<b>Screven</b>	11,089	1,600	\$0.18	\$3,193,632
<b>Warren</b>				\$0
<b>Total</b>	<b>49,930</b>			<b>\$21,424,966</b>

State Total:

\$232,193,157

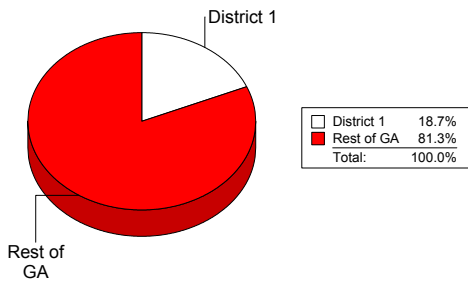
## Rye

County	Acres	Yield	Price	Farm Gate Value
<b>Bryan</b>				\$0
<b>Bulloch</b>	4,000	38	\$10.00	\$1,520,000
<b>Burke</b>	3,750	18	\$10.00	\$675,000
<b>Chatham</b>				\$0
<b>Clarke</b>	100	35	\$10.00	\$35,000
<b>Effingham</b>	840	25	\$10.00	\$210,000
<b>Glascocock</b>	1,630	21	\$10.00	\$342,300
<b>Jefferson</b>	6,293	21	\$10.00	\$1,321,530
<b>Jenkins</b>	800	35	\$10.00	\$280,000
<b>Oglethorpe</b>	225	16	\$10.00	\$36,000
<b>Richmond</b>	36	20	\$10.00	\$7,200
<b>Screven</b>	2,917	30	\$10.00	\$875,100
<b>Warren</b>	300	30	\$10.00	\$90,000
<b>Total</b>	<b>20,891</b>			<b>\$5,392,130</b>

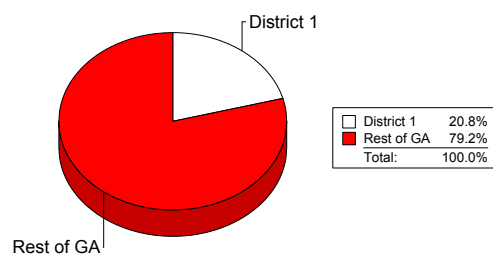
State Total:

\$23,553,092

Congressional District as % of Georgia



Congressional District as % of Georgia



## Silage

County	Acres	Yield	Price	Farm Gate Value
Bryan				\$0
Bulloch				\$0
Burke	7,000	25.0	\$35.00	\$6,125,000
Chatham				\$0
Clarke				\$0
Effingham	100	15.0	\$35.00	\$52,500
Glascocock	70	12.0	\$35.00	\$29,400
Jefferson	500	12.0	\$35.00	\$210,000
Jenkins	5,000	15.0	\$35.00	\$2,625,000
Oglethorpe	600	16.0	\$35.00	\$336,000
Richmond	300	15.0	\$35.00	\$157,500
Screven	200	20.0	\$35.00	\$140,000
Warren	1,400	15.0	\$35.00	\$735,000
<b>Total</b>	<b>15,170</b>			<b>\$10,410,400</b>

State Total:

\$36,025,295

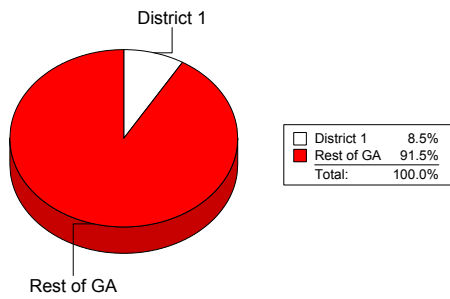
## Sorghum

County	Acres	Yield	Price	Farm Gate Value
Bryan				\$0
Bulloch				\$0
Burke	100	75	\$2.30	\$17,250
Chatham				\$0
Clarke				\$0
Effingham	605	45	\$2.30	\$62,618
Glascocock				\$0
Jefferson	221	20	\$2.30	\$10,166
Jenkins	350	50	\$2.30	\$40,250
Oglethorpe	275	43	\$2.30	\$27,198
Richmond				\$0
Screven	337	45	\$2.30	\$34,880
Warren				\$0
<b>Total</b>	<b>1,888</b>			<b>\$192,361</b>

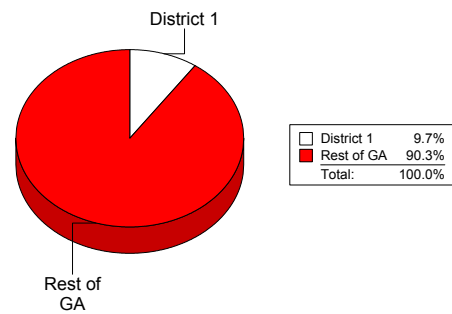
State Total:

\$4,336,179

**Congressional District as % of Georgia**



**Congressional District as % of Georgia**



## Soybeans

County	Acres	Yield	Price	Farm Gate Value
Bryan	812	22	\$5.30	\$94,679
Bulloch	14,000	28	\$5.30	\$2,077,600
Burke	8,000	18	\$5.30	\$763,200
Chatham				\$0
Clarke				\$0
Effingham	1,610	22	\$5.30	\$187,726
Glascocock	327	10	\$5.30	\$17,331
Jefferson	10,037	11	\$5.30	\$558,559
Jenkins	1,903	21	\$5.30	\$211,804
Oglethorpe	500	20	\$5.30	\$53,000
Richmond	515	28	\$5.30	\$76,426
Screven	7,060	30	\$5.30	\$1,122,540
Warren				\$0
<b>Total</b>	<b>44,764</b>			<b>\$5,162,865</b>

State Total:

\$19,980,989

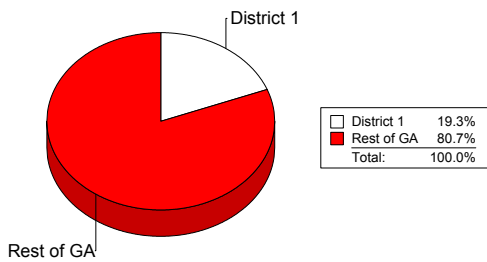
## Straw

County	Acres	Yield	Price	Farm Gate Value
Bryan				\$0
Bulloch	3,000	200	\$2.00	\$1,200,000
Burke	3,500	125	\$2.00	\$875,000
Chatham				\$0
Clarke				\$0
Effingham				\$0
Glascocock	1,200	70	\$2.00	\$168,000
Jefferson	2,000	8	\$5.00	\$80,000
Jenkins	60	75	\$2.00	\$9,000
Oglethorpe	500	75	\$2.00	\$75,000
Richmond	50	85	\$2.00	\$8,500
Screven	500	75	\$2.00	\$75,000
Warren	500	150	\$2.00	\$150,000
<b>Total</b>	<b>11,310</b>			<b>\$2,640,500</b>

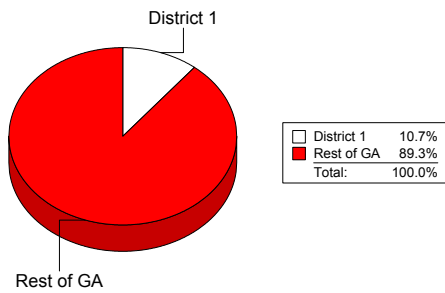
State Total:

\$19,395,801

Congressional District as % of Georgia



Congressional District as % of Georgia



## Tobacco

County	Acres	Yield	Price	Farm Gate Value
<b>Bryan</b>	75	1,750	\$1.84	\$241,500
<b>Bulloch</b>	1,550	2,450	\$1.84	\$6,987,400
<b>Burke</b>				\$0
<b>Chatham</b>				\$0
<b>Clarke</b>				\$0
<b>Effingham</b>	55	2,200	\$1.84	\$222,640
<b>GlascocK</b>				\$0
<b>Jefferson</b>				\$0
<b>Jenkins</b>				\$0
<b>Oglethorpe</b>				\$0
<b>Richmond</b>				\$0
<b>Screven</b>	31	1,800	\$1.84	\$102,672
<b>Warren</b>				\$0
<b>Total</b>	<u>1,711</u>			<u>\$7,554,212</u>

**State Total:**

**\$110,267,030**

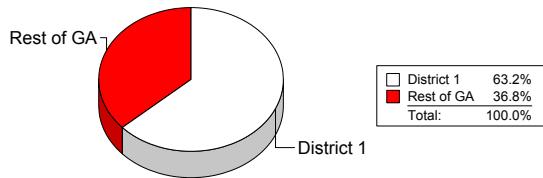
## Wheat

County	Acres	Yield	Price	Farm Gate Value
<b>Bryan</b>				\$0
<b>Bulloch</b>	7,800	42	\$3.40	\$1,113,840
<b>Burke</b>	9,000	45	\$3.40	\$1,377,000
<b>Chatham</b>	109	38	\$3.40	\$14,083
<b>Clarke</b>				\$0
<b>Effingham</b>	540	37	\$3.40	\$67,932
<b>GlascocK</b>	550	35	\$3.40	\$65,450
<b>Jefferson</b>	12,032	40	\$3.40	\$1,636,352
<b>Jenkins</b>	3,200	41	\$3.40	\$446,080
<b>Oglethorpe</b>	300	40	\$3.40	\$40,800
<b>Richmond</b>	231	45	\$3.40	\$35,343
<b>Screven</b>	3,129	40	\$3.40	\$425,544
<b>Warren</b>	200	50	\$3.40	\$34,000
<b>Total</b>	<u>37,091</u>			<u>\$5,256,424</u>

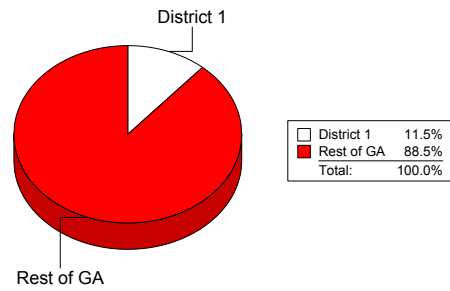
**State Total:**

**\$40,476,077**

**Congressional District as % of Georgia**



**Congressional District as % of Georgia**



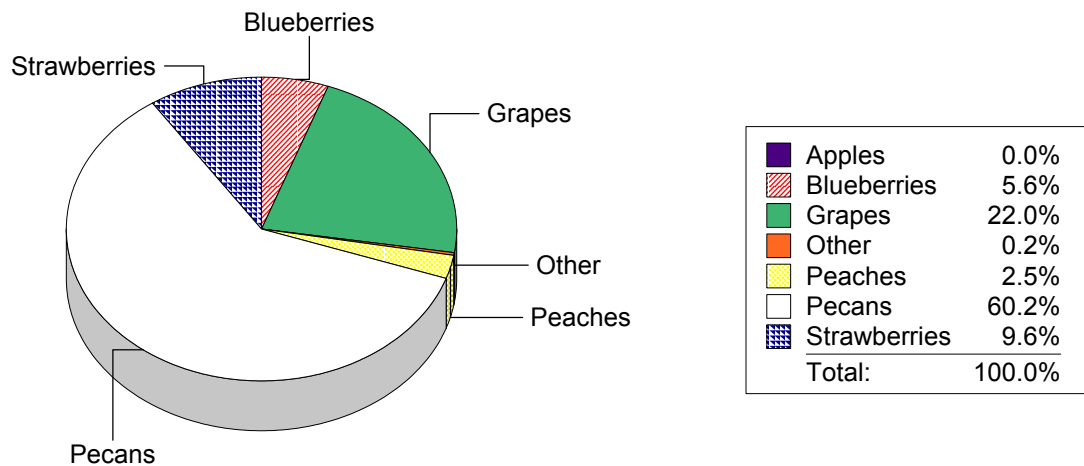
# Fruit and Nut Farm Gate Value

## Congressional District 12

\$ 3,862,899

### 2002 Fruit and Nut Farm Gate Value

Congressional District 12



## Apples

County	Acres	Farm Gate Value
Bryan		\$0
Bulloch		\$0
Burke		\$0
Chatham		\$0
Clarke		\$0
Effingham		\$0
Glascock		\$0
Jefferson		\$0
Jenkins		\$0
Oglethorpe		\$0
Richmond		\$0
Screven		\$0
Taliaferro		\$0
Warren		\$0
<b>Total</b>		

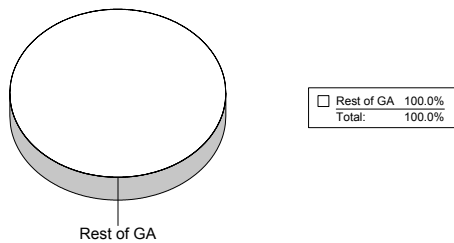
## Blueberries

County	Acres	Farm Gate Value
Bryan		\$0
Bulloch	4	\$30,500
Burke	25	\$118,125
Chatham	3	\$3,000
Clarke		\$0
Effingham	12	\$54,250
Glascock		\$0
Jefferson		\$0
Jenkins		\$0
Oglethorpe		\$0
Richmond	3	\$10,530
Screven		\$0
Taliaferro		\$0
Warren		\$0
<b>Total</b>	<b>47</b>	<b>\$216,405</b>

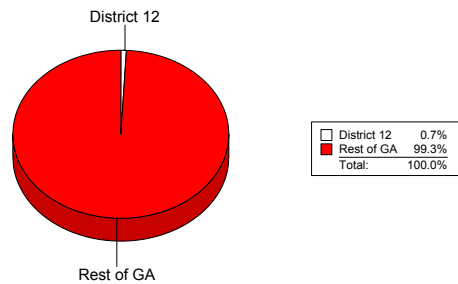
**State Total: \$5,658,128**

**State Total: \$29,627,829**

**Congressional District as % of Georgia**



**Congressional District as % of Georgia**



## Grapes

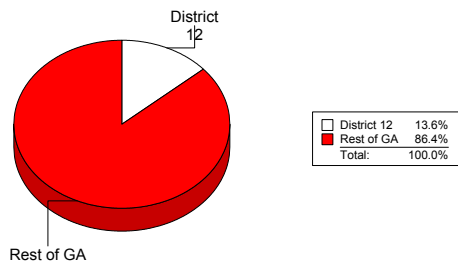
County	Acres	Farm Gate Value
Bryan		\$0
Bulloch	20	\$67,500
Burke		\$0
Chatham		\$0
Clarke		\$0
Effingham		\$0
Glascock		\$0
Jefferson	2	\$6,496
Jenkins		\$0
Oglethorpe		\$0
Richmond		\$0
Screven	250	\$775,000
Taliaferro		\$0
Warren		\$0
<b>Total</b>	<b>272</b>	<b>\$848,996</b>

## Other

County	Farm Gate Value
Bryan	
Bulloch	\$8,820
Burke	
Chatham	
Clarke	
Effingham	
Glascock	
Jefferson	
Jenkins	
Oglethorpe	
Richmond	
Screven	
Taliaferro	
Warren	
<b>Total</b>	<b>\$8,820</b>

**State Total: \$6,241,945**

### Congressional District as % of Georgia





## Peaches

County	Acres	Farm Gate Value
Bryan		\$0
Bulloch	22	\$94,710
Burke		\$0
Chatham		\$0
Clarke		\$0
Effingham		\$0
Glascock		\$0
Jefferson		\$0
Jenkins		\$0
Oglethorpe		\$0
Richmond		\$0
Screven	6	\$600
Taliaferro		\$0
Warren		\$0
<b>Total</b>	<b>28</b>	<b>\$95,310</b>

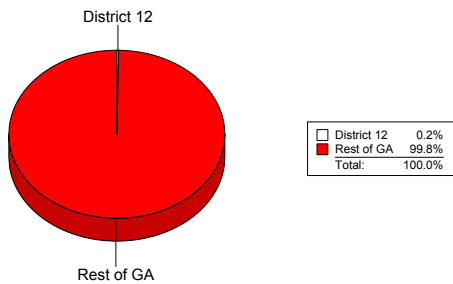
## Pecans

County	Acres	Farm Gate Value
Bryan		\$0
Bulloch	1,800	\$738,720
Burke	3,800	\$974,700
Chatham	26	\$5,187
Clarke		\$0
Effingham	100	\$42,750
Glascock	40	\$9,120
Jefferson	1,369	\$156,066
Jenkins	700	\$39,900
Oglethorpe		\$0
Richmond	250	\$49,875
Screven	2,000	\$228,000
Taliaferro		\$0
Warren	280	\$79,800
<b>Total</b>	<b>10,365</b>	<b>\$2,324,118</b>

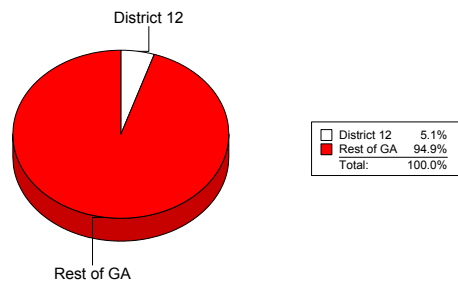
**State Total: \$49,852,368**

**State Total: \$45,814,273**

**Congressional District as % of Georgia**



**Congressional District as % of Georgia**

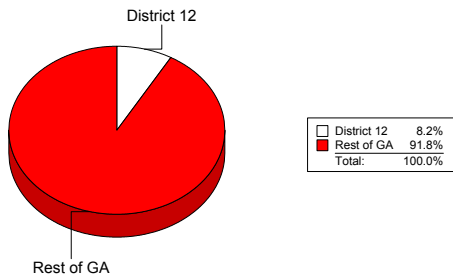


## Strawberries

County	Acres	Farm Gate Value
<b>Bryan</b>	1	\$5,000
<b>Bulloch</b>	5	\$119,250
<b>Burke</b>	3	\$57,000
<b>Chatham</b>	3	\$54,000
<b>Clarke</b>		\$0
<b>Effingham</b>	5	\$85,000
<b>Glascock</b>		\$0
<b>Jefferson</b>	3	\$45,000
<b>Jenkins</b>		\$0
<b>Oglethorpe</b>		\$0
<b>Richmond</b>		\$0
<b>Screven</b>	4	\$4,000
<b>Taliaferro</b>		\$0
<b>Warren</b>		\$0
<b>Total</b>	<b>23</b>	<b>\$369,250</b>

**State Total: \$4,492,716**

### Congressional District as % of Georgia



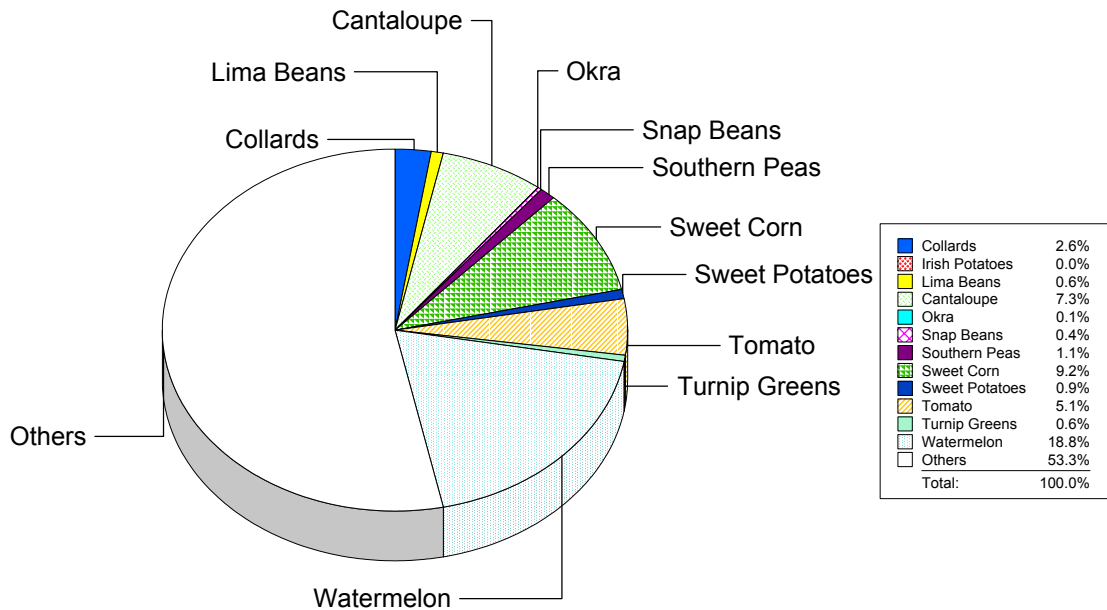
# Vegetable Farm Gate Value

## Congressional District 12

\$ 12,556,011

### 2002 Vegetable Farm Gate Value

#### Congressional District 12



## Banana Peppers

	Acres	Farm Gate Value
Bryan		\$0
Bulloch		\$0
Burke		\$0
Chatham		\$0
Clarke		\$0
Effingham		\$0
Glascocock		\$0
Jefferson		\$0
Jenkins		\$0
Oglethorpe		\$0
Richmond		\$0
Screven		\$0
Taliaferro		\$0
Warren		\$0
<b>Total</b>		

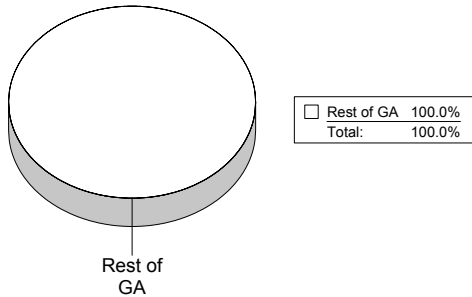
**State Total: \$983,200**

## Bell Peppers

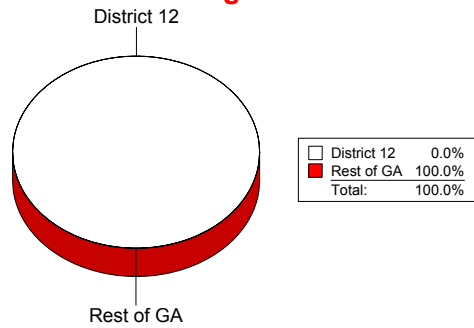
	Acres	Farm Gate Value
Bryan		\$0
Bulloch	2	\$13,140
Burke		\$0
Chatham		\$0
Clarke		\$0
Effingham		\$0
Glascocock		\$0
Jefferson		\$0
Jenkins		\$0
Oglethorpe		\$0
Richmond		\$0
Screven	2	\$10,320
Taliaferro		\$0
Warren		\$0
<b>Total</b>	<b>4</b>	<b>\$23,460</b>

**State Total: \$57,905,678**

**Congressional District as % of Georgia**



**Congressional District as % of Georgia**



## Broccoli

	Acres	Farm Gate Value
Bryan		\$0
Bulloch		\$0
Burke		\$0
Chatham		\$0
Clarke		\$0
Effingham		\$0
Glascocock		\$0
Jefferson		\$0
Jenkins		\$0
Oglethorpe		\$0
Richmond		\$0
Screven		\$0
Taliaferro		\$0
Warren		\$0
<b>Total</b>		

**State Total: \$284,925**

## Cabbage

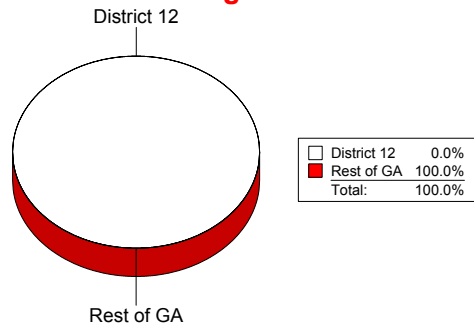
	Acres	Farm Gate Value
Bryan		\$0
Bulloch	1	\$3,313
Burke		\$0
Chatham		\$0
Clarke		\$0
Effingham		\$0
Glascocock		\$0
Jefferson		\$0
Jenkins		\$0
Oglethorpe		\$0
Richmond		\$0
Screven		\$0
Taliaferro		\$0
Warren		\$0
<b>Total</b>	<b>1</b>	<b>\$3,313</b>

**State Total: \$39,226,040**

**Congressional District as % of Georgia**



**Congressional District as % of Georgia**



## Cantaloupe

	Acres	Farm Gate Value
Bryan		\$0
Bulloch	205	\$861,000
Burke		\$0
Chatham		\$0
Clarke		\$0
Effingham	10	\$35,000
Glascocock		\$0
Jefferson	2	\$2,000
Jenkins		\$0
Oglethorpe		\$0
Richmond	5	\$15,000
Screven		\$0
Taliaferro		\$0
Warren		\$0
<b>Total</b>	<b>222</b>	<b>\$913,000</b>

**State Total:**

**\$25,085,474**

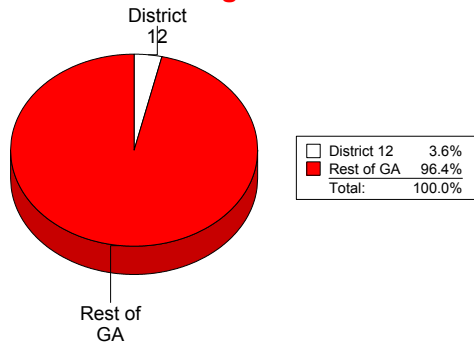
## Carrots

	Acres	Farm Gate Value
Bryan		\$0
Bulloch		\$0
Burke		\$0
Chatham		\$0
Clarke		\$0
Effingham		\$0
Glascocock		\$0
Jefferson		\$0
Jenkins		\$0
Oglethorpe		\$0
Richmond		\$0
Screven		\$0
Taliaferro		\$0
Warren		\$0
<b>Total</b>		<b>\$0</b>

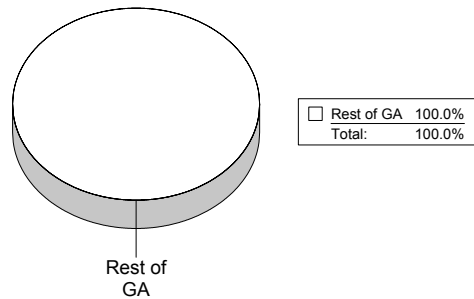
**State Total:**

**\$11,590,470**

**Congressional District as % of Georgia**



**Congressional District as % of Georgia**



## Collards

	Acres	Farm Gate Value
Bryan		\$0
Bulloch	40	\$241,500
Burke	35	\$66,150
Chatham		\$0
Clarke		\$0
Effingham		\$0
Glascocock		\$0
Jefferson	2	\$2,100
Jenkins	10	\$8,663
Oglethorpe		\$0
Richmond		\$0
Screven		\$0
Taliaferro		\$0
Warren	6	\$10,978
<b>Total</b>	<b>93</b>	<b>\$329,390</b>

**State Total:**

**\$22,561,442**

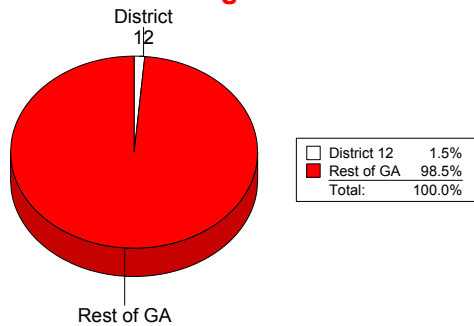
## Cucumbers

	Acres	Farm Gate Value
Bryan		\$0
Bulloch		\$0
Burke		\$0
Chatham		\$0
Clarke		\$0
Effingham	4	\$8,800
Glascocock		\$0
Jefferson	2	\$3,300
Jenkins		\$0
Oglethorpe		\$0
Richmond		\$0
Screven	5	\$16,500
Taliaferro		\$0
Warren		\$0
<b>Total</b>	<b>11</b>	<b>\$28,600</b>

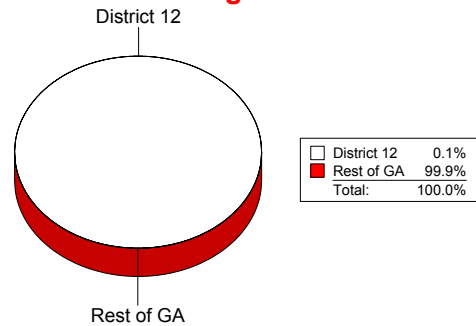
**State Total:**

**\$48,314,695**

**Congressional District as % of Georgia**



**Congressional District as % of Georgia**



## Eggplant

	Acres	Farm Gate Value
Bryan		\$0
Bulloch		\$0
Burke		\$0
Chatham		\$0
Clarke		\$0
Effingham		\$0
Glascocock		\$0
Jefferson		\$0
Jenkins		\$0
Oglethorpe		\$0
Richmond		\$0
Screven		\$0
Taliaferro		\$0
Warren		\$0
Total		

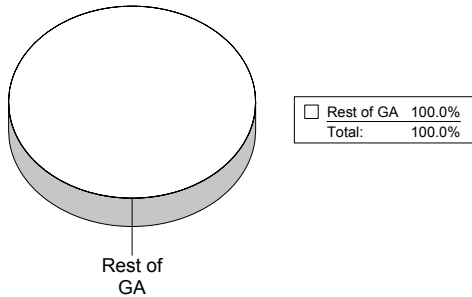
**State Total:** \$9,930,587

## English Peas

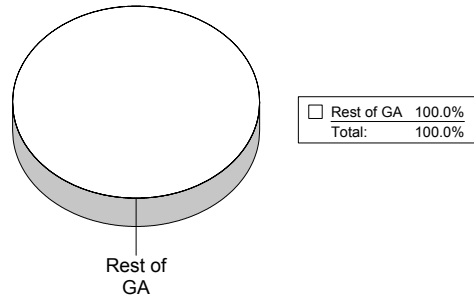
	Acres	Farm Gate Value
Bryan		\$0
Bulloch		\$0
Burke		\$0
Chatham		\$0
Clarke		\$0
Effingham		\$0
Glascocock		\$0
Jefferson		\$0
Jenkins		\$0
Oglethorpe		\$0
Richmond		\$0
Screven		\$0
Taliaferro		\$0
Warren		\$0
Total		

**State Total:** \$270,510

**Congressional District as % of Georgia**



**Congressional District as % of Georgia**





## Green House

	Acres	Farm Gate Value
Bryan		\$0
Bulloch		\$0
Burke		\$0
Chatham		\$0
Clarke		\$0
Effingham		\$0
Glascocock		\$0
Jefferson		\$0
Jenkins		\$0
Oglethorpe		\$0
Richmond		\$0
Screven		\$0
Taliaferro		\$0
Warren		\$0
Total		

**State Total:**

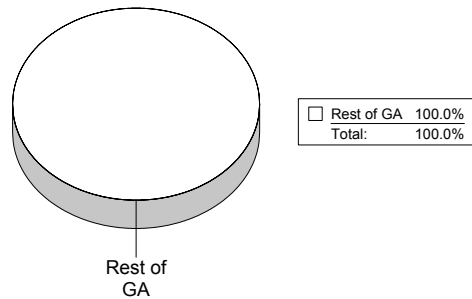
## Green Onions

	Acres	Farm Gate Value
Bryan		\$0
Bulloch		\$0
Burke		\$0
Chatham		\$0
Clarke		\$0
Effingham		\$0
Glascocock		\$0
Jefferson		\$0
Jenkins		\$0
Oglethorpe		\$0
Richmond		\$0
Screven		\$0
Taliaferro		\$0
Warren		\$0
Total		

**State Total:**

**\$2,015,000**

### Congressional District as % of Georgia



## Hot Peppers

	Acres	Farm Gate Value
Bryan		\$0
Bulloch		\$0
Burke		\$0
Chatham		\$0
Clarke		\$0
Effingham		\$0
Glascocock		\$0
Jefferson		\$0
Jenkins		\$0
Oglethorpe		\$0
Richmond		\$0
Screven		\$0
Taliaferro		\$0
Warren		\$0
Total		

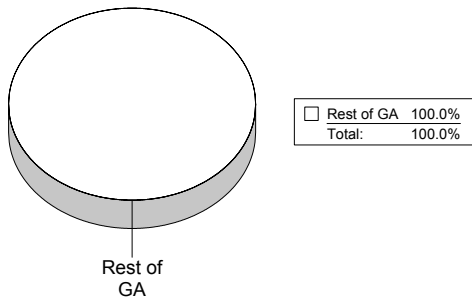
**State Total:** \$9,288,790

## Irish Potatoes

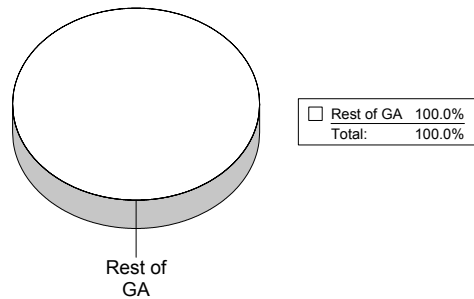
	Acres	Farm Gate Value
Bryan		\$0
Bulloch		\$0
Burke		\$0
Chatham		\$0
Clarke		\$0
Effingham		\$0
Glascocock		\$0
Jefferson		\$0
Jenkins		\$0
Oglethorpe		\$0
Richmond		\$0
Screven		\$0
Taliaferro		\$0
Warren		\$0
Total		

**State Total:** \$1,461,598

### Congressional District as % of Georgia



### Congressional District as % of Georgia



## Kale

	Acres	Farm Gate Value
Bryan		\$0
Bulloch		\$0
Burke		\$0
Chatham		\$0
Clarke		\$0
Effingham		\$0
Glascocock		\$0
Jefferson		\$0
Jenkins		\$0
Oglethorpe		\$0
Richmond		\$0
Screven		\$0
Taliaferro		\$0
Warren		\$0
Total		

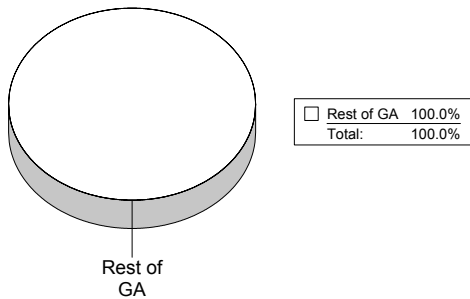
**State Total:** \$2,148,249

## Lettuce

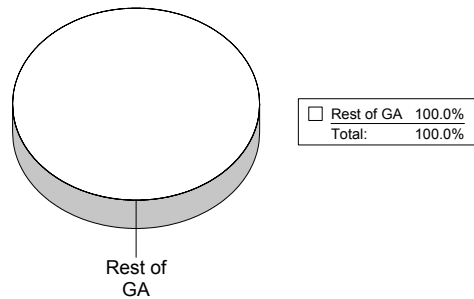
	Acres	Farm Gate Value
Bryan		\$0
Bulloch		\$0
Burke		\$0
Chatham		\$0
Clarke		\$0
Effingham		\$0
Glascocock		\$0
Jefferson		\$0
Jenkins		\$0
Oglethorpe		\$0
Richmond		\$0
Screven		\$0
Taliaferro		\$0
Warren		\$0
Total		

**State Total:** \$435,000

**Congressional District as % of Georgia**



**Congressional District as % of Georgia**



## Lima Beans

	Acres	Farm Gate Value
Bryan		\$0
Bulloch	5	\$9,750
Burke	25	\$48,750
Chatham		\$0
Clarke		\$0
Effingham	10	\$7,500
Glascocock		\$0
Jefferson	4	\$6,000
Jenkins		\$0
Oglethorpe		\$0
Richmond		\$0
Screven		\$0
Taliaferro		\$0
Warren		\$0
<b>Total</b>	<b>44</b>	<b>\$72,000</b>

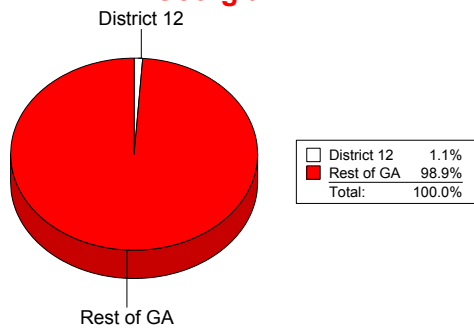
**State Total: \$6,443,803**

## Mustard

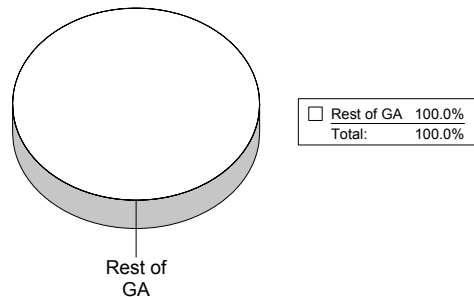
	Acres	Farm Gate Value
Bryan		\$0
Bulloch		\$0
Burke		\$0
Chatham		\$0
Clarke		\$0
Effingham		\$0
Glascocock		\$0
Jefferson		\$0
Jenkins		\$0
Oglethorpe		\$0
Richmond		\$0
Screven		\$0
Taliaferro		\$0
Warren		\$0
<b>Total</b>		

**State Total: \$7,177,992**

**Congressional District as % of Georgia**



**Congressional District as % of Georgia**



## Okra

	Acres	Farm Gate Value
Bryan		\$0
Bulloch	3	\$11,638
Burke		\$0
Chatham		\$0
Clarke		\$0
Effingham		\$0
Glascocock		\$0
Jefferson	2	\$1,663
Jenkins		\$0
Oglethorpe		\$0
Richmond		\$0
Screven		\$0
Taliaferro		\$0
Warren		\$0
<b>Total</b>	<b>5</b>	<b>\$13,300</b>

**State Total:**

**\$891,816**

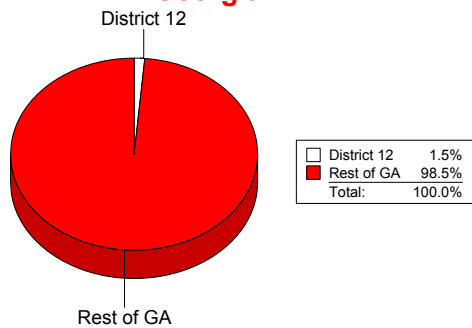
## Onions

	Acres	Farm Gate Value
Bryan		\$0
Bulloch	900	\$6,480,000
Burke		\$0
Chatham		\$0
Clarke		\$0
Effingham		\$0
Glascocock		\$0
Jefferson		\$0
Jenkins		\$0
Oglethorpe		\$0
Richmond		\$0
Screven		\$0
Taliaferro		\$0
Warren		\$0
<b>Total</b>	<b>900</b>	<b>\$6,480,000</b>

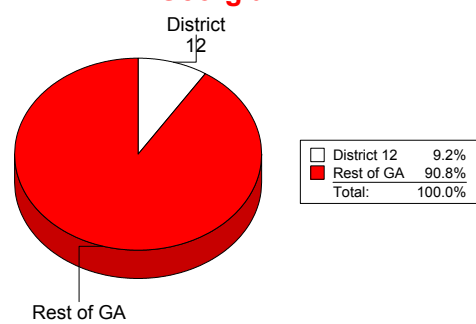
**State Total:**

**\$70,459,800**

**Congressional District as % of Georgia**



**Congressional District as % of Georgia**



## Other

	Farm Gate Value
Bryan	
Bulloch	
Burke	
Chatham	
Clarke	\$25,000
Effingham	
Glascocock	
Jefferson	
Jenkins	
Oglethorpe	
Richmond	
Screven	
Taliaferro	
Warren	
<b>Total</b>	<b>\$25,000</b>

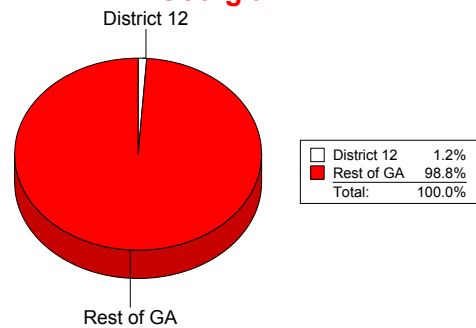
## Pole Beans

	Acres	Farm Gate Value
Bryan		\$0
Bulloch	6	\$20,625
Burke		\$0
Chatham		\$0
Clarke		\$0
Effingham		\$0
Glascocock		\$0
Jefferson		\$0
Jenkins		\$0
Oglethorpe		\$0
Richmond	3	\$11,250
Screven		\$0
Taliaferro		\$0
Warren		\$0
<b>Total</b>	<b>9</b>	<b>\$31,875</b>

**State Total:**

**\$2,601,245**

### Congressional District as % of Georgia



## Pumpkin

	Acres	Farm Gate Value
Bryan		\$0
Bulloch	2	\$3,600
Burke		\$0
Chatham		\$0
Clarke		\$0
Effingham		\$0
Glascocock		\$0
Jefferson		\$0
Jenkins		\$0
Oglethorpe		\$0
Richmond		\$0
Screven		\$0
Taliaferro		\$0
Warren	6	\$900
<b>Total</b>	<b>8</b>	<b>\$4,500</b>

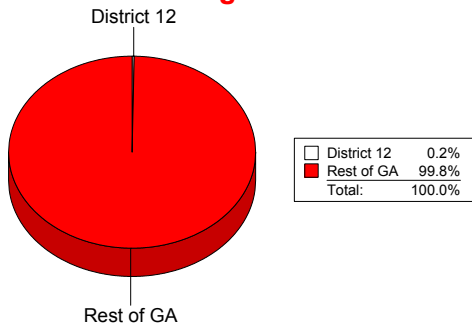
**State Total: \$1,930,630**

## Snap Beans

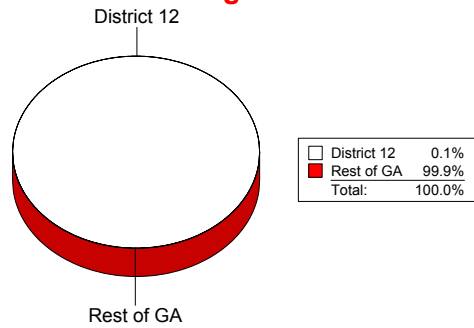
	Acres	Farm Gate Value
Bryan		\$0
Bulloch	2	\$5,880
Burke		\$0
Chatham		\$0
Clarke		\$0
Effingham		\$0
Glascocock		\$0
Jefferson	4	\$4,704
Jenkins		\$0
Oglethorpe		\$0
Richmond	3	\$6,552
Screven	4	\$20,160
Taliaferro		\$0
Warren	10	\$11,760
<b>Total</b>	<b>23</b>	<b>\$49,056</b>

**State Total: \$39,057,905**

**Congressional District as % of Georgia**



**Congressional District as % of Georgia**



## Southern Peas

	Acres	Farm Gate Value
Bryan		\$0
Bulloch	9	\$13,973
Burke	25	\$24,438
Chatham		\$0
Clarke		\$0
Effingham	25	\$35,938
Glascocock		\$0
Jefferson	60	\$57,500
Jenkins		\$0
Oglethorpe		\$0
Richmond	3	\$4,485
Screven		\$0
Taliaferro		\$0
Warren		\$0
<b>Total</b>	<b>122</b>	<b>\$136,333</b>

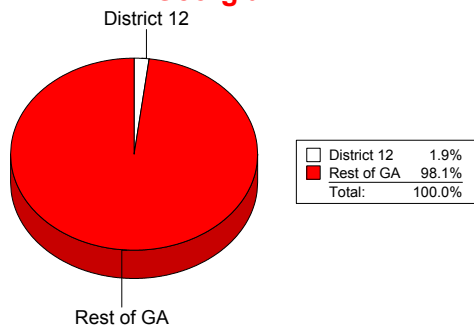
**State Total:** \$7,136,875

## Spinach

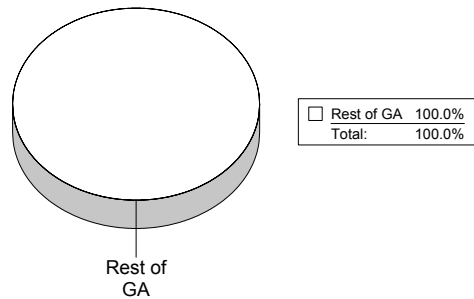
	Acres	Farm Gate Value
Bryan		\$0
Bulloch		\$0
Burke		\$0
Chatham		\$0
Clarke		\$0
Effingham		\$0
Glascocock		\$0
Jefferson		\$0
Jenkins		\$0
Oglethorpe		\$0
Richmond		\$0
Screven		\$0
Taliaferro		\$0
Warren		\$0
<b>Total</b>		<b>\$0</b>

**State Total:** \$330,000

**Congressional District as % of Georgia**



**Congressional District as % of Georgia**





### Sweet Corn

	Acres	Farm Gate Value
Bryan		\$0
Bulloch	375	\$918,750
Burke		\$0
Chatham		\$0
Clarke		\$0
Effingham	5	\$6,125
Glascocock		\$0
Jefferson	18	\$36,720
Jenkins		\$0
Oglethorpe		\$0
Richmond	50	\$122,500
Screven		\$0
Taliaferro		\$0
Warren	95	\$73,150
<b>Total</b>	<b>543</b>	<b>\$1,157,245</b>

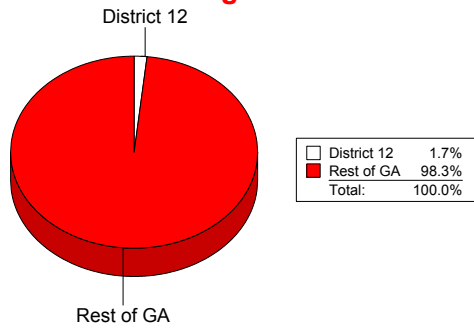
**State Total: \$67,515,919**

### Sweet Potatoes

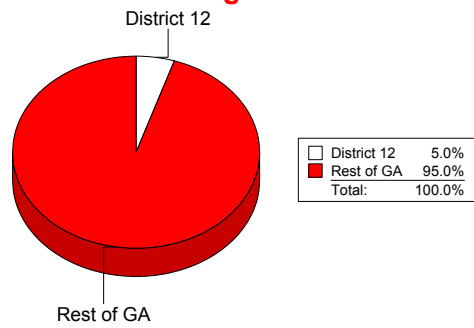
	Acres	Farm Gate Value
Bryan		\$0
Bulloch		\$0
Burke	40	\$87,000
Chatham		\$0
Clarke		\$0
Effingham	5	\$11,963
Glascocock		\$0
Jefferson	2	\$3,480
Jenkins		\$0
Oglethorpe		\$0
Richmond		\$0
Screven		\$0
Taliaferro		\$0
Warren	5	\$8,265
<b>Total</b>	<b>52</b>	<b>\$110,708</b>

**State Total: \$2,208,743**

**Congressional District as % of Georgia**



**Congressional District as % of Georgia**



## Tomato

	Acres	Farm Gate Value
Bryan		\$0
Bulloch	100	\$471,000
Burke	40	\$80,000
Chatham		\$0
Clarke		\$0
Effingham		\$0
Glascocok		\$0
Jefferson	1	\$2,000
Jenkins		\$0
Oglethorpe		\$0
Richmond	10	\$81,170
Screven	1	\$2,355
Taliaferro		\$0
Warren		\$0
<b>Total</b>	<b>152</b>	<b>\$636,525</b>

**State Total:**

**\$54,509,572**

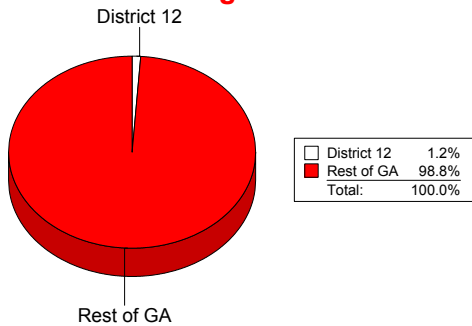
## Turnip Greens

	Acres	Farm Gate Value
Bryan		\$0
Bulloch	8	\$10,920
Burke	30	\$56,700
Chatham		\$0
Clarke		\$0
Effingham		\$0
Glascocok		\$0
Jefferson	2	\$2,520
Jenkins		\$0
Oglethorpe		\$0
Richmond		\$0
Screven		\$0
Taliaferro		\$0
Warren	5	\$9,450
<b>Total</b>	<b>45</b>	<b>\$79,590</b>

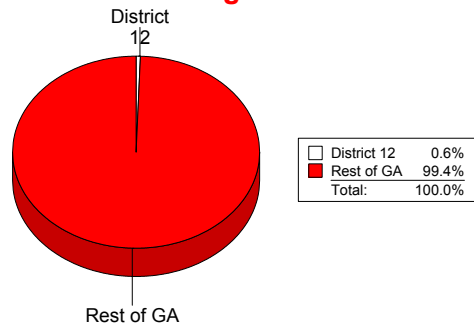
**State Total:**

**\$13,194,697**

**Congressional District as % of Georgia**



**Congressional District as % of Georgia**



## Turnip Roots

	Acres	Farm Gate Value
Bryan		\$0
Bulloch	2	\$4,200
Burke		\$0
Chatham		\$0
Clarke		\$0
Effingham		\$0
Glascocock		\$0
Jefferson		\$0
Jenkins		\$0
Oglethorpe		\$0
Richmond		\$0
Screven		\$0
Taliaferro		\$0
Warren		\$0
<b>Total</b>	<b>2</b>	<b>\$4,200</b>

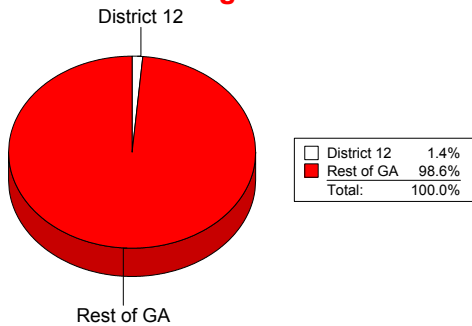
**State Total: \$308,280**

## Watermelon

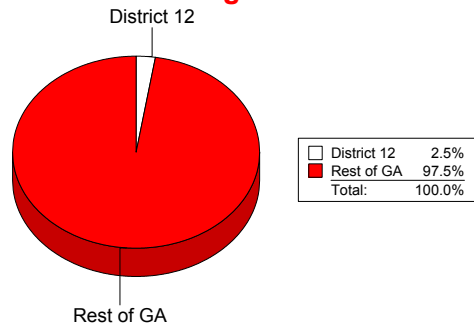
	Acres	Farm Gate Value
Bryan		\$0
Bulloch	950	\$1,085,000
Burke	60	\$93,000
Chatham		\$0
Clarke		\$0
Effingham	120	\$465,000
Glascocock		\$0
Jefferson	25	\$58,125
Jenkins		\$0
Oglethorpe		\$0
Richmond	40	\$155,000
Screven	300	\$465,000
Taliaferro		\$0
Warren	30	\$40,688
<b>Total</b>	<b>1,525</b>	<b>\$2,361,813</b>

**State Total: \$94,778,608**

**Congressional District as % of Georgia**



**Congressional District as % of Georgia**



## Winter Squash

	Acres	Farm Gate Value
Bryan		\$0
Bulloch		\$0
Burke		\$0
Chatham		\$0
Clarke		\$0
Effingham		\$0
Glascocock		\$0
Jefferson		\$0
Jenkins		\$0
Oglethorpe		\$0
Richmond		\$0
Screven		\$0
Taliaferro		\$0
Warren		\$0
<b>Total</b>		

**State Total:** \$957,047

## Yellow Squash

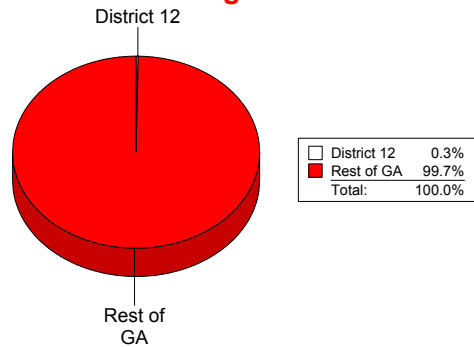
	Acres	Farm Gate Value
Bryan		\$0
Bulloch	7	\$23,205
Burke	10	\$12,750
Chatham		\$0
Clarke		\$0
Effingham	2	\$10,425
Glascocock		\$0
Jefferson	4	\$7,650
Jenkins		\$0
Oglethorpe		\$0
Richmond		\$0
Screven	3	\$22,950
Taliaferro		\$0
Warren	10	\$19,125
<b>Total</b>	<b>36</b>	<b>\$96,105</b>

**State Total:** \$35,632,938

**Congressional District as % of Georgia**



**Congressional District as % of Georgia**

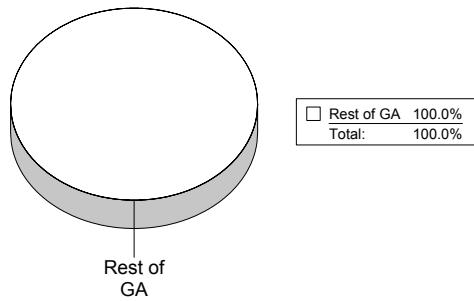


# Zucchini

	Acres	Farm Gate Value
Bryan		\$0
Bulloch		\$0
Burke		\$0
Chatham		\$0
Clarke		\$0
Effingham		\$0
Glascok		\$0
Jefferson		\$0
Jenkins		\$0
Oglethorpe		\$0
Richmond		\$0
Screven		\$0
Taliaferro		\$0
Warren		\$0
Total		

**State Total:** \$20,075,136

## Congressional District as % of Georgia



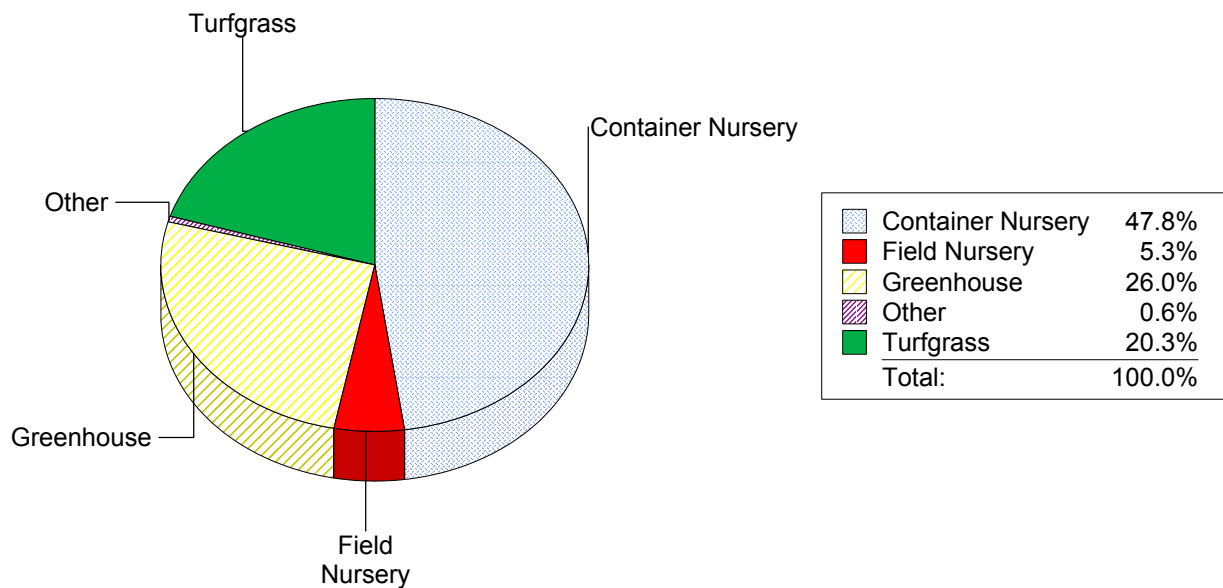
# Ornamental Horticulture Farm Gate Value

## Congressional District 12

\$ 61,863,484

### 2002 Ornamental Horticulture Farm Gate Value

Congressional District 12



## Container Nursery

County	Acres	Price	Farm Gate Value
Bryan	2	\$42,200	\$84,400
Bulloch	72	\$42,200	\$3,038,400
Burke	20	\$42,200	\$844,000
Chatham	45	\$42,200	\$1,899,000
Clarke	325	\$42,200	\$13,715,000
Effingham	7	\$42,200	\$295,400
Glascoek			\$0
Jefferson	50	\$42,200	\$2,110,000
Jenkins	1	\$42,200	\$42,200
Oglethorpe	120	\$42,200	\$5,064,000
Richmond	40	\$42,200	\$1,688,000
Screven	15	\$42,200	\$633,000
Taliaferro			\$0
Warren	3	\$42,200	\$126,600
<b>Total</b>	<b>700</b>		<b>\$29,540,000</b>

## Field Nursery

County	Acres	Price	Farm Gate Value
Bryan			\$0
Bulloch			\$0
Burke			\$0
Chatham	25	\$12,720	\$318,000
Clarke	125	\$12,720	\$1,590,000
Effingham	5	\$12,720	\$63,600
Glascoek			\$0
Jefferson	75	\$12,720	\$954,000
Jenkins			\$0
Oglethorpe	25	\$12,720	\$318,000
Richmond			\$0
Screven	2	\$12,720	\$25,440
Taliaferro			\$0
Warren	2	\$12,720	\$25,440
<b>Total</b>	<b>259</b>		<b>\$3,294,480</b>

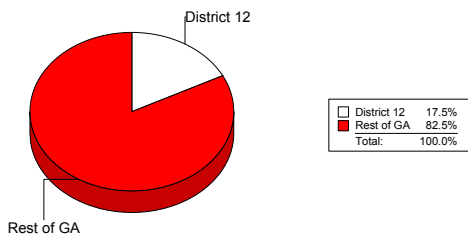
**State Total:**

**\$169,155,750**

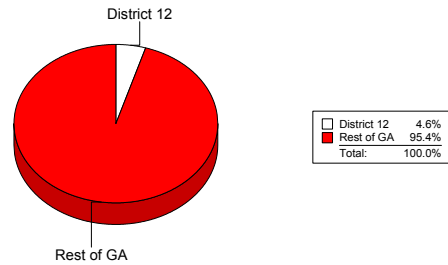
**State Total:**

**\$71,216,736**

**Congressional District as % of Georgia**



**Congressional District as % of Georgia**



## Greenhouse

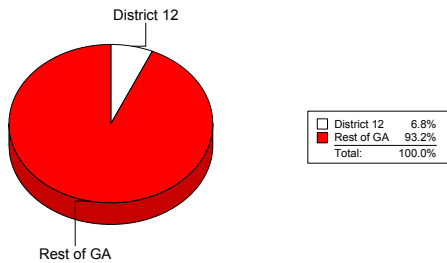
County	Sq Ft	Price	Farm Gate Value
Bryan	3,000	\$12.00	\$36,000
Bulloch	225,000	\$12.00	\$2,700,000
Burke	45,000	\$12.00	\$540,000
Chatham	124,252	\$12.00	\$1,491,024
Clarke	305,000	\$12.00	\$3,660,000
Effingham	120,000	\$12.00	\$1,440,000
Glascock			\$0
Jefferson	86,000	\$12.00	\$1,032,000
Jenkins			\$0
Oglethorpe	200,000	\$12.00	\$2,400,000
Richmond	212,000	\$12.00	\$2,544,000
Screven	7,000	\$12.00	\$84,000
Taliaferro			\$0
Warren	12,000	\$12.00	\$144,000
<b>Total</b>	<b>1,339,252</b>		<b>\$16,071,024</b>

## Other

County	Acres	Price	Farm Gate Value
Bryan			
Bulloch			
Burke			\$97,500
Chatham			
Clarke			\$110,000
Effingham			
Glascock			
Jefferson			\$192,000
Jenkins			
Oglethorpe			
Richmond			
Screven			
Taliaferro			
Warren			
<b>Total</b>	<b>1,671</b>		<b>\$399,500</b>

**State Total: \$236,478,664**

**Congressional District as % of Georgia**



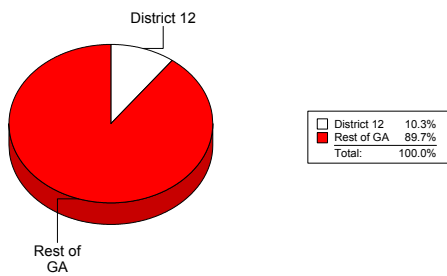


## Turfgrass

County	Acres	Harvest Rate	Price	Farm Gate Value
Bryan				\$0
Bulloch	2,100	0.67	\$4,260	\$5,993,820
Burke	100	0.67	\$4,260	\$285,420
Chatham				\$0
Clarke				\$0
Effingham	250	0.67	\$4,260	\$713,550
Glascok				\$0
Jefferson	250	0.67	\$4,260	\$713,550
Jenkins	200	0.67	\$4,260	\$570,840
Oglethorpe				\$0
Richmond				\$0
Screven	1,500	0.67	\$4,260	\$4,281,300
Taliaferro				\$0
Warren				\$0
<b>Total</b>	<b>4,400</b>			<b>\$12,558,480</b>

**State Total: \$122,182,594**

### Congressional District as % of Georgia



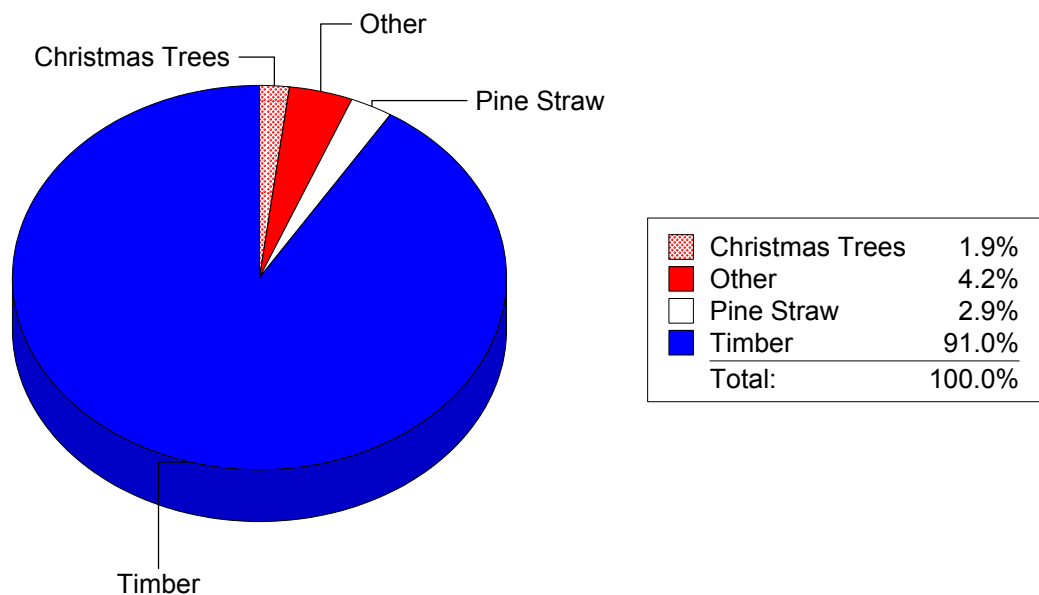
# Forest Products Farm Gate Value

## Congressional District 12

\$ 62,632,899

### 2002 Forestry Products Farm Gate Value

Congressional District 12



## Christmas Trees

County	Acres	Harvest Rate	Price	Farm Gate Value
Bryan				\$0
Bulloch	2	0.25	\$15,000	\$7,500
Burke	12	0.25	\$15,000	\$45,000
Chatham	10	0.25	\$15,000	\$37,500
Clarke	150	0.25	\$15,000	\$562,500
Effingham	35	0.25	\$15,000	\$131,250
Glascocock				\$0
Jefferson	40	0.25	\$15,000	\$150,000
Jenkins				\$0
Oglethorpe	15	0.25	\$15,000	\$56,250
Richmond	40	0.25	\$15,000	\$150,000
Screven	5	0.25	\$15,000	\$18,750
Taliaferro				\$0
Warren	10	0.25	\$15,000	\$37,500
<b>Total</b>	<b>319</b>			<b>\$1,196,250</b>

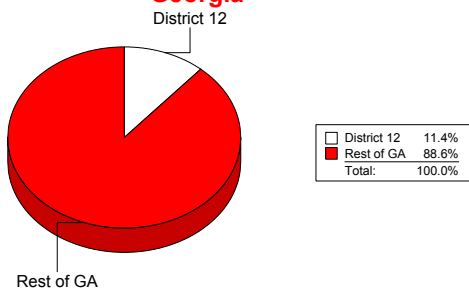
## Other

County	Farm Gate Value
Bryan	
Bulloch	\$2,500,000
Burke	
Chatham	
Clarke	\$100,000
Effingham	
Glascocock	
Jefferson	
Jenkins	
Oglethorpe	
Richmond	
Screven	
Taliaferro	
Warren	
<b>Total</b>	<b>\$2,600,000</b>

State Total:

**\$10,537,125**

**Congressional District as % of Georgia**



## Pine Straw

County	Acres	Price	Farm Gate Value
Bryan			\$0
Bulloch	5,000	\$45	\$225,000
Burke	22,000	\$45	\$990,000
Chatham			\$0
Clarke			\$0
Effingham	250	\$45	\$11,250
Glascocock	40	\$45	\$1,800
Jefferson	500	\$45	\$22,500
Jenkins	10,000	\$45	\$450,000
Oglethorpe			\$0
Richmond	25	\$45	\$1,125
Screven	500	\$45	\$22,500
Taliaferro			\$0
Warren	2,400	\$45	\$108,000
<b>Total</b>	<b>40,715</b>		<b>\$1,832,175</b>

**State Total:**

**\$22,370,165**

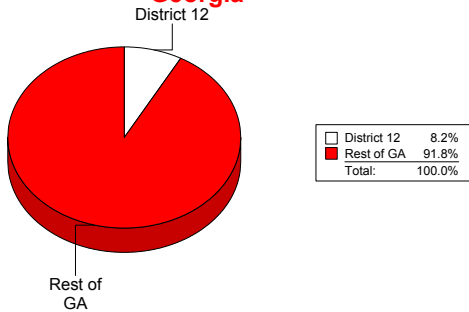
## Timber

County	Farm Gate Value
Bryan	\$4,231,000
Bulloch	\$11,000,000
Burke	\$7,421,703
Chatham	\$57,880
Clarke	\$0
Effingham	\$6,938,301
Glascocock	\$2,027,000
Jefferson	\$3,520,675
Jenkins	\$3,415,452
Oglethorpe	\$5,173,121
Richmond	\$614,332
Screven	\$8,504,488
Taliaferro	\$0
Warren	\$4,100,522
<b>Total</b>	<b>\$57,004,474</b>

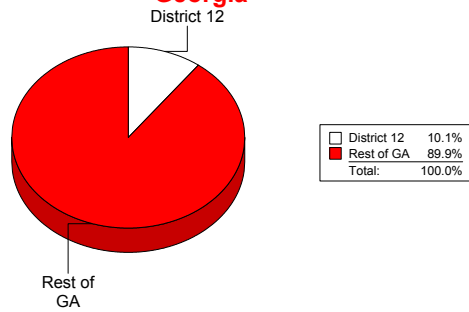
**State Total:**

**\$561,667,326**

**Congressional District as % of Georgia**



**Congressional District as % of Georgia**



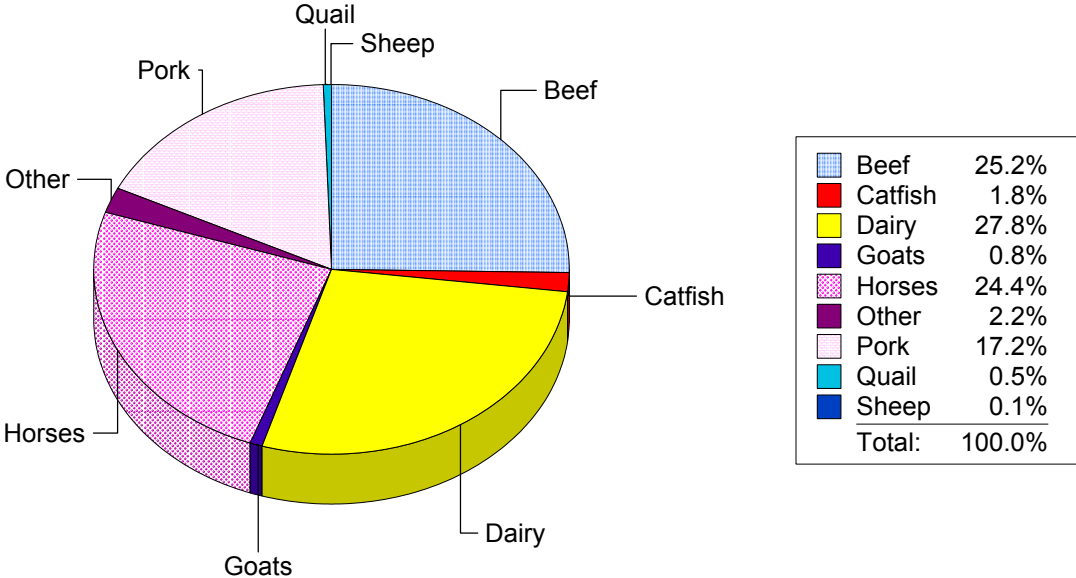
# Livestock and Aquaculture Farm Gate Value

## Congressional District 12

\$ 93,963,780

### 2002 Livestock and Aquaculture Farm Gate Value

#### Congressional District 12



**Beef Cattle Finished Outside Co**

County	Head	Prod/Head	Price	Farm Gate Value
<b>Bryan</b>				\$0
<b>Bulloch</b>	510	500	\$0.67	\$170,850
<b>Burke</b>	250	500	\$0.67	\$83,750
<b>Chatham</b>				\$0
<b>Clarke</b>	200	500	\$0.67	\$67,000
<b>Effingham</b>	500	500	\$0.67	\$167,500
<b>Glascocock</b>				\$0
<b>Jefferson</b>	2,000	500	\$0.67	\$670,000
<b>Jenkins</b>				\$0
<b>Oglethorpe</b>	500	500	\$0.67	\$167,500
<b>Richmond</b>				\$0
<b>Screven</b>				\$0
<b>Taliaferro</b>				\$0
<b>Warren</b>	460	500	\$0.67	\$154,100
<b>Total</b>	<b>4,420</b>			<b>\$1,480,700</b>

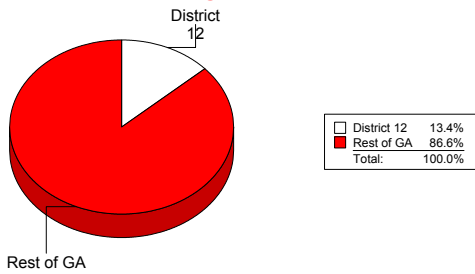
**State Total: \$11,082,470**

**Beef Cows**

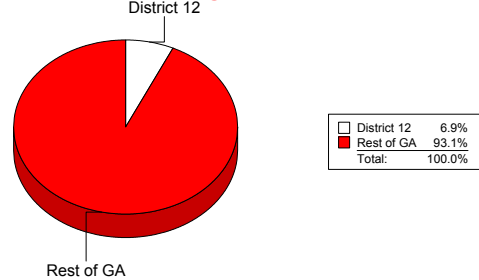
County	Head	Prod/Head	Price	Farm Gate Value
<b>Bryan</b>	612	373.5	\$0.81	\$185,151
<b>Bulloch</b>	8,750	373.5	\$0.81	\$2,647,181
<b>Burke</b>	7,200	373.5	\$0.81	\$2,178,252
<b>Chatham</b>	400	373.5	\$0.81	\$121,014
<b>Clarke</b>	2,000	373.5	\$0.81	\$605,070
<b>Effingham</b>	2,500	373.5	\$0.81	\$756,338
<b>Glascocock</b>	2,500	373.5	\$0.81	\$756,338
<b>Jefferson</b>	5,800	373.5	\$0.81	\$1,754,703
<b>Jenkins</b>	2,852	373.5	\$0.81	\$862,830
<b>Oglethorpe</b>	7,900	373.5	\$0.81	\$2,390,027
<b>Richmond</b>	2,600	373.5	\$0.81	\$786,591
<b>Screven</b>	5,500	373.5	\$0.81	\$1,663,943
<b>Taliaferro</b>				\$0
<b>Warren</b>	6,400	373.5	\$0.81	\$1,936,224
<b>Total</b>	<b>55,014</b>			<b>\$16,643,660</b>

**State Total: \$242,784,095**

**Congressional District as % of Georgia**



**Congressional District as % of Georgia**



**Beef Stockers**

County	Head	Prod/ Head	Price	Farm Gate Value
<b>Bryan</b>				\$0
<b>Bulloch</b>	850	300	\$0.70	\$178,500
<b>Burke</b>	3,500	300	\$0.70	\$735,000
<b>Chatham</b>				\$0
<b>Clarke</b>	1,500	300	\$0.70	\$315,000
<b>Effingham</b>	500	300	\$0.70	\$105,000
<b>Glascok</b>	1,500	300	\$0.70	\$315,000
<b>Jefferson</b>	4,000	300	\$0.70	\$840,000
<b>Jenkins</b>	1,722	300	\$0.70	\$361,620
<b>Oglethorpe</b>	8,200	300	\$0.70	\$1,722,000
<b>Richmond</b>	800	300	\$0.70	\$168,000
<b>Screven</b>	2,500	300	\$0.70	\$525,000
<b>Taliaferro</b>				\$0
<b>Warren</b>	1,400	300	\$0.70	\$294,000
<b>Total</b>	<b>26,472</b>			<b>\$5,559,120</b>

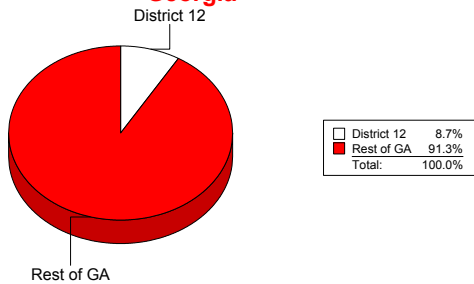
**State Total: \$63,644,445**

**Catfish**

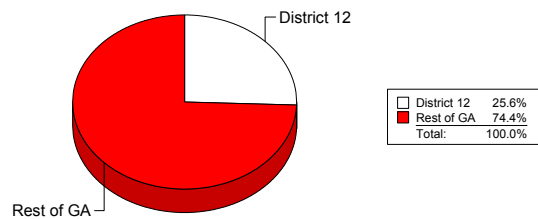
County	Head	Prod/ Head	Price	Farm Gate Value
<b>Bryan</b>				\$0
<b>Bulloch</b>	32	1,400	\$1.15	\$51,520
<b>Burke</b>	25	2,500	\$1.15	\$71,875
<b>Chatham</b>				\$0
<b>Clarke</b>				\$0
<b>Effingham</b>				\$0
<b>Glascok</b>				\$0
<b>Jefferson</b>	600	4,000	\$0.60	\$1,440,000
<b>Jenkins</b>	20	2,150	\$1.15	\$49,450
<b>Oglethorpe</b>				\$0
<b>Richmond</b>	25	2,000	\$1.15	\$57,500
<b>Screven</b>	8	1,400	\$1.15	\$12,880
<b>Taliaferro</b>				\$0
<b>Warren</b>				\$0
<b>Total</b>	<b>710</b>			<b>\$1,683,225</b>

**State Total: \$6,586,589**

**Congressional District as % of Georgia**



**Congressional District as % of Georgia**



### Dairy

County	Head	Prod/Head	Price	Farm Gate Value
Bryan				\$0
Bulloch				\$0
Burke	2,500	18,000	\$0.15	\$6,885,000
Chatham				\$0
Clarke	200	10,000	\$0.15	\$295,000
Effingham				\$0
Glascock				\$0
Jefferson	1,200	18,000	\$0.15	\$3,304,800
Jenkins	2,300	17,000	\$0.15	\$5,982,300
Oglethorpe	1,500	17,294	\$0.15	\$3,826,298
Richmond	280	17,500	\$0.15	\$749,700
Screven	200	20,000	\$0.15	\$612,000
Taliaferro				\$0
Warren	1,450	20,000	\$0.15	\$4,437,000
<b>Total</b>	<b>9,630</b>			<b>\$26,092,098</b>

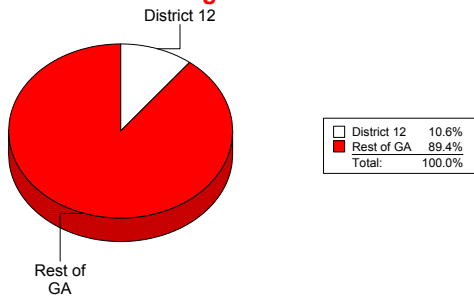
### Goats

County	Head	Prod/Head	Price	Farm Gate Value
Bryan	300	1.25	\$50.00	\$18,750
Bulloch	1,700	1.25	\$50.00	\$106,250
Burke	1,200	1.25	\$50.00	\$75,000
Chatham				\$0
Clarke	300	1.25	\$50.00	\$18,750
Effingham	800	1.25	\$50.00	\$50,000
Glascock	500	1.25	\$50.00	\$31,250
Jefferson	2,500	1.25	\$50.00	\$156,250
Jenkins	300	1.25	\$50.00	\$18,750
Oglethorpe	700	1.25	\$50.00	\$43,750
Richmond	450	1.25	\$50.00	\$28,125
Screven	2,000	1.25	\$50.00	\$125,000
Taliaferro				\$0
Warren	1,950	1.25	\$50.00	\$121,875
<b>Total</b>	<b>12,700</b>			<b>\$793,750</b>

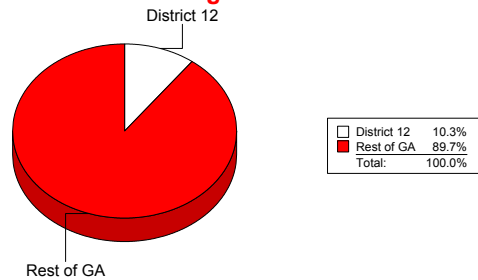
**State Total: \$245,914,009**

**State Total: \$7,687,000**

**Congressional District as % of Georgia**



**Congressional District as % of Georgia**





### Horses - Boarding, training, breeding

County	Head	Prod/ Head	Farm Gate	
			Price	Value
Bryan	80		\$3,000	\$240,000
Bulloch	2,100		\$3,000	\$6,300,000
Burke	400		\$3,000	\$1,200,000
Chatham	60		\$3,000	\$180,000
Clarke	350		\$3,000	\$1,050,000
Effingham	250		\$3,000	\$750,000
Glascocok				\$0
Jefferson	30		\$3,000	\$90,000
Jenkins	15		\$3,000	\$45,000
Oglethorpe	1,000		\$3,000	\$3,000,000
Richmond	250		\$3,000	\$750,000
Screven	100		\$3,000	\$300,000
Taliaferro				\$0
Warren	400		\$3,000	\$1,200,000
<b>Total</b>	<b>5,035</b>			<b>\$15,105,000</b>

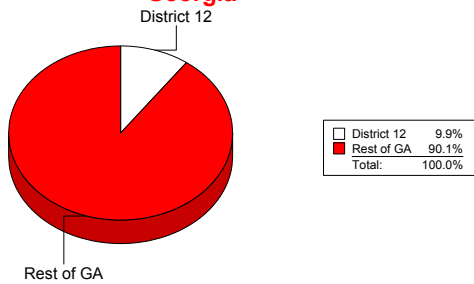
### Horses - Raised

County	Head	Prod/ Head	Farm Gate	
			Price	Value
Bryan	55		\$2,000	\$110,000
Bulloch	350		\$2,000	\$700,000
Burke	150		\$2,000	\$300,000
Chatham				\$0
Clarke	150		\$2,000	\$300,000
Effingham	600		\$2,000	\$1,200,000
Glascocok	55		\$2,000	\$110,000
Jefferson	50		\$2,000	\$100,000
Jenkins	10		\$2,000	\$20,000
Oglethorpe	300		\$2,000	\$600,000
Richmond	200		\$2,000	\$400,000
Screven	200		\$2,000	\$400,000
Taliaferro				\$0
Warren	1,800		\$2,000	\$3,600,000
<b>Total</b>	<b>3,920</b>			<b>\$7,840,000</b>

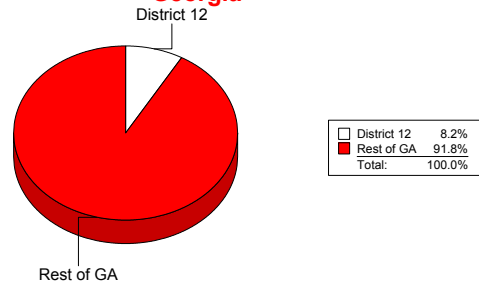
State Total: \$152,176,000

State Total: \$95,398,000

Congressional District as % of Georgia



Congressional District as % of Georgia



### Other

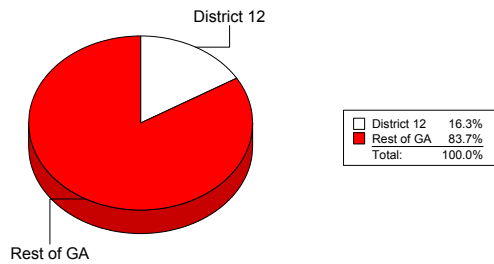
County	Head	Prod/ Head	Price	Farm Gate Value
<b>Bryan</b>				
<b>Bulloch</b>				
<b>Burke</b>				
<b>Chatham</b>				
<b>Clarke</b>				
<b>Effingham</b>				
<b>Glascock</b>				
<b>Jefferson</b>				
<b>Jenkins</b>				\$1,837,500
<b>Oglethorpe</b>				
<b>Richmond</b>				\$52,500
<b>Screven</b>				\$170,600
<b>Taliaferro</b>				
<b>Warren</b>				\$33,000
<b>Total</b>				<b>\$2,093,600</b>

### Pork - Farrow to finish

County	Head	Prod/ Head	Price	Farm Gate Value
<b>Bryan</b>				\$0
<b>Bulloch</b>	615	3,675	\$0.35	\$791,044
<b>Burke</b>	50	3,675	\$0.35	\$64,313
<b>Chatham</b>				\$0
<b>Clarke</b>				\$0
<b>Effingham</b>	150	3,675	\$0.35	\$192,938
<b>Glascock</b>	150	3,675	\$0.35	\$192,938
<b>Jefferson</b>	100	3,675	\$0.35	\$128,625
<b>Jenkins</b>				\$0
<b>Oglethorpe</b>	2,500	3,675	\$0.35	\$3,215,625
<b>Richmond</b>				\$0
<b>Screven</b>	200	3,675	\$0.35	\$257,250
<b>Taliaferro</b>				\$0
<b>Warren</b>	650	3,675	\$0.35	\$836,063
<b>Total</b>	<b>4,415</b>			<b>\$5,678,794</b>

**State Total: \$34,808,279**

**Congressional District as % of Georgia**



### Pork - Feeder pigs

County	Head	Prod/ Head	Price	Farm Gate Value
Bryan				\$0
Bulloch	1,900	750	\$0.62	\$883,500
Burke				\$0
Chatham				\$0
Clarke	500	750	\$0.62	\$232,500
Effingham	250	750	\$0.62	\$116,250
Glascocock				\$0
Jefferson				\$0
Jenkins				\$0
Oglethorpe	10,000	750	\$0.62	\$4,650,000
Richmond	25	750	\$0.62	\$11,625
Screven	100	750	\$0.62	\$46,500
Taliaferro				\$0
Warren	400	750	\$0.62	\$186,000
<b>Total</b>	<b>13,175</b>			<b>\$6,126,375</b>

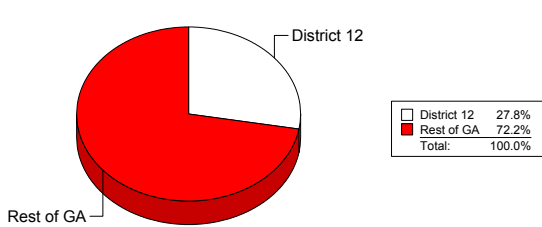
### Pork - Finishing only

County	# Houses	Head	Prod/ Head	Price	Farm Gate Value
Bryan					\$0
Bulloch	4	800	553.5	\$0.36	\$628,776
Burke					\$0
Chatham					\$0
Clarke					\$0
Effingham					\$0
Glascocock					\$0
Jefferson	1	400	553.5	\$0.36	\$78,597
Jenkins	2	1,000	553.5	\$0.36	\$392,985
Oglethorpe	4	4,000	553.5	\$0.36	\$3,143,880
Richmond	1	25	553.5	\$0.36	\$4,912
Screven	2	300	553.5	\$0.36	\$117,896
Taliaferro					\$0
Warren					\$0
<b>Total</b>	<b>14</b>	<b>6,525</b>			<b>\$4,367,046</b>

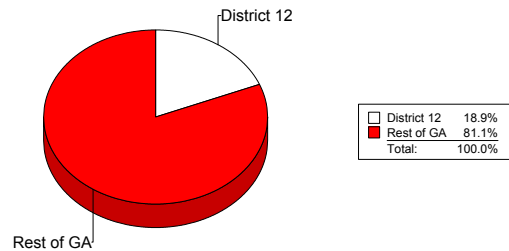
**State Total: \$22,064,025**

**State Total: \$23,166,466**

**Congressional District as % of Georgia**



**Congressional District as % of Georgia**



### Quail

County	Head	Prod/ Head	Price	Farm Gate Value
Bryan				\$0
Bulloch	17,500		\$2.80	\$49,000
Burke	125,000		\$2.80	\$350,000
Chatham				\$0
Clarke				\$0
Effingham	2,000		\$2.80	\$5,600
Glascocock				\$0
Jefferson				\$0
Jenkins	15,000		\$2.80	\$42,000
Oglethorpe				\$0
Richmond				\$0
Screven				\$0
Taliaferro				\$0
Warren				\$0
<b>Total</b>	<b>159,500</b>			<b>\$446,600</b>

State Total:

\$9,632,100

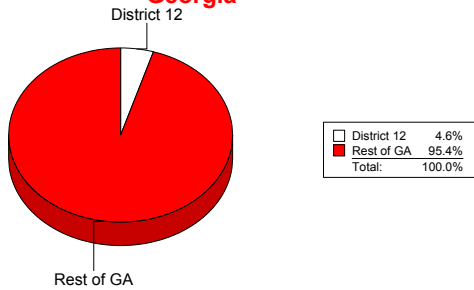
### Sheep

County	Head	Prod/ Head	Price	Farm Gate Value
Bryan				\$0
Bulloch	80	1.25	\$70.00	\$7,000
Burke	25	1.25	\$70.00	\$2,188
Chatham				\$0
Clarke	100	1.25	\$70.00	\$8,750
Effingham				\$0
Glascocock				\$0
Jefferson	10	1.25	\$70.00	\$875
Jenkins				\$0
Oglethorpe	300	1.25	\$70.00	\$26,250
Richmond				\$0
Screven	100	1.25	\$70.00	\$8,750
Taliaferro				\$0
Warren				\$0
<b>Total</b>	<b>615</b>			<b>\$53,813</b>

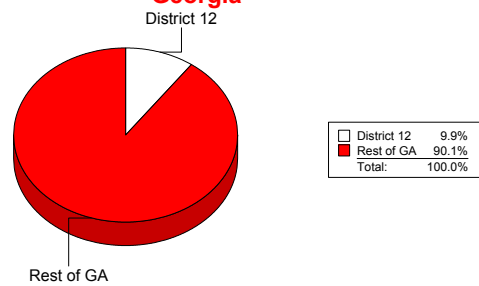
State Total:

\$540,838

Congressional District as % of Georgia



Congressional District as % of Georgia



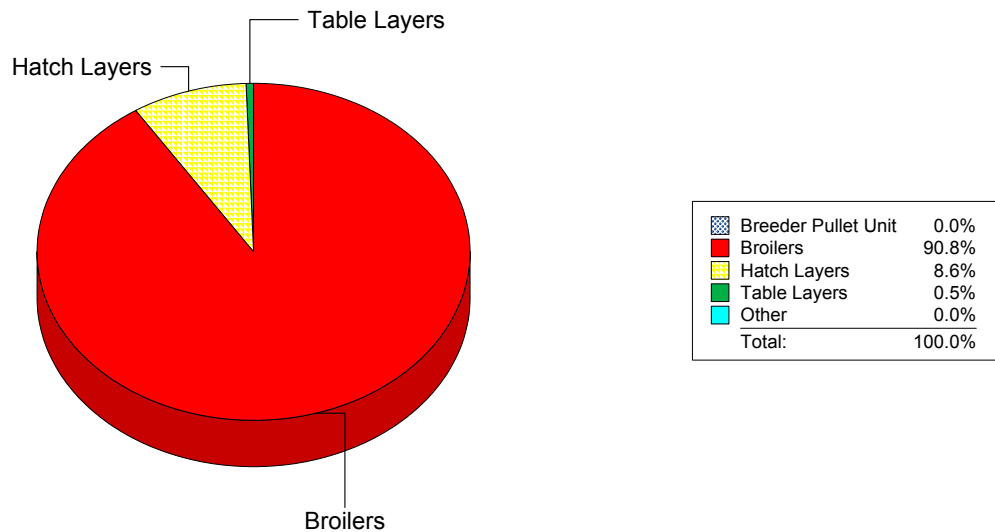
# Poultry and Egg Farm Gate Value

## Congressional District 12

\$ 84,115,951

### 2002 Poultry and Egg Farm Gate Value

Congressional District 12



### Breeder Pullet Unit

County	No. Houses	Capacity	Price	Farm Gate Value
Bryan				\$0
Bulloch				\$0
Burke				\$0
Chatham				\$0
Clarke				\$0
Effingham				\$0
Glascoek				\$0
Jefferson				\$0
Jenkins				\$0
Oglethorpe				\$0
Richmond				\$0
Screven				\$0
Taliaferro				\$0
Warren				\$0
<b>Total</b>				

**State Total:** \$112,677,600

### Hatching Layers

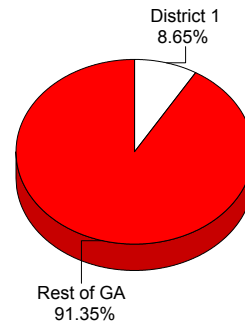
County	No. Houses	Capacity	Price	Farm Gate Value
Bryan				\$0
Bulloch				\$0
Burke				\$0
Chatham				\$0
Clarke				\$0
Effingham				\$0
Glascoek				\$0
Jefferson				\$0
Jenkins				\$0
Oglethorpe	25	10,000	\$29.00	\$7,250,000
Richmond				\$0
Screven				\$0
Taliaferro				\$0
Warren				\$0
<b>Total</b>	<b>25</b>			<b>\$7,250,000</b>

**State Total:** \$294,331,070

**Congressional District as % of Georgia**



**Congressional District as % of Georgia**



### Table Layers

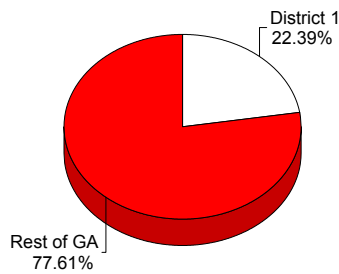
County	No. Houses	Capacity	Price	Farm Gate Value
Bryan				\$0
Bulloch				\$0
Burke				\$0
Chatham				\$0
Clarke				\$0
Effingham				\$0
Glascok				\$0
Jefferson				\$0
Jenkins	5	10,000	\$9.20	\$460,000
Oglethorpe				\$0
Richmond				\$0
Screven				\$0
Taliaferro				\$0
Warren				\$0
<b>Total</b>	<b>5</b>			<b>\$460,000</b>

### Other

County	No. Houses	Capacity	Price	Farm Gate Value
Bryan				
Bulloch				
Burke				
Chatham				
Clarke				
Effingham				
Glascok				
Jefferson				
Jenkins				
Oglethorpe				
Richmond				
Screven				
Taliaferro				
Warren				
<b>Total</b>				

**State Total: \$105,584,794**

### Congressional District as % of Georgia



### Broiler - Grower

County	No. Houses	Capacity	Price	Farm Gate Value
Bryan				\$0
Bulloch	26	27,000	\$0.05	\$970,445
Burke				\$0
Chatham				\$0
Clarke	11	19,200	\$0.05	\$243,302
Effingham				\$0
Glascok				\$0
Jefferson				\$0
Jenkins				\$0
Oglethorpe	235	25,600	\$0.05	\$8,157,118
Richmond				\$0
Screven				\$0
Taliaferro				\$0
Warren				\$0
<b>Total</b>	<b>272</b>			<b>\$9,370,866</b>

State Total:

\$394,473,388

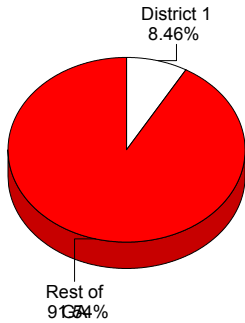
### Broiler - Integrator

County	No. Houses	Capacity	Price	Farm Gate Value
Bryan				\$0
Bulloch	26	27,000	\$0.34	\$6,934,637
Burke				\$0
Chatham				\$0
Clarke	11	20,000	\$0.34	\$1,811,040
Effingham				\$0
Glascok				\$0
Jefferson				\$0
Jenkins				\$0
Oglethorpe	235	25,600	\$0.34	\$81,289,409
Richmond				\$0
Screven				\$0
Taliaferro				\$0
Warren				\$0
<b>Total</b>	<b>272</b>			<b>\$67,035,086</b>

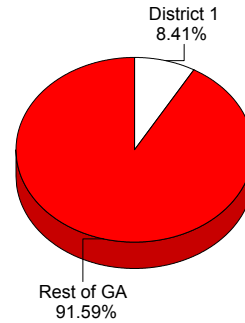
State Total:

\$2,832,935,275

Congressional District as % of Georgia



Congressional District as % of Georgia





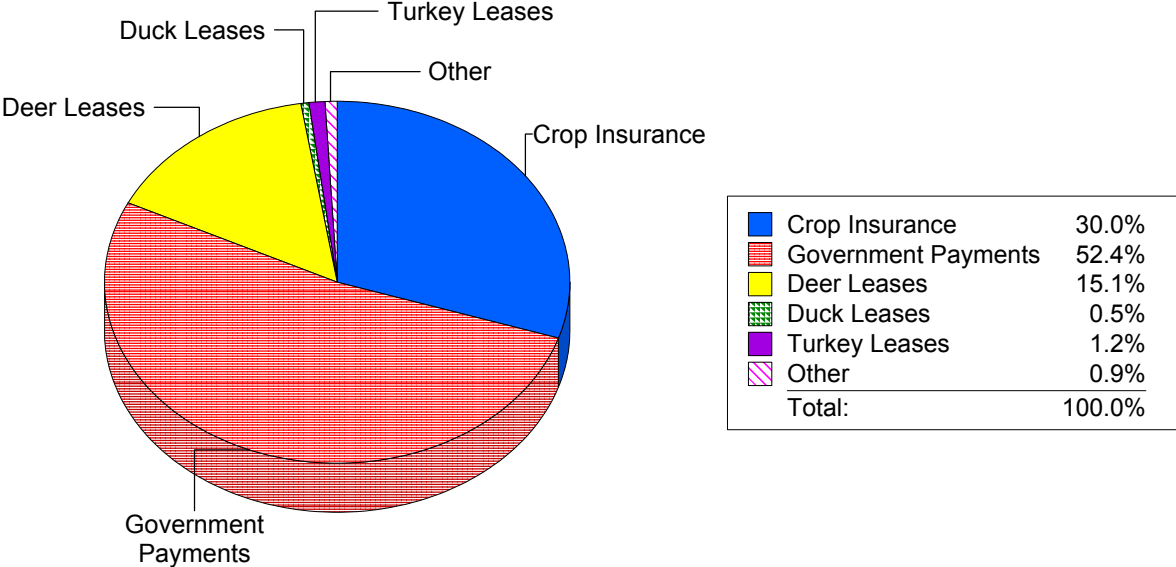
# Other Farm Gate Value

## Congressional District 12

\$ 71,617,998

### 2002 Other Farm Gate Value

#### Congressional District 12



## Crop Insurance

County	Farm Gate Value
Bryan	\$272,806
Bulloch	\$7,110,185
Burke	\$6,016,101
Chatham	\$0
Clarke	\$0
Effingham	\$583,170
Glascok	\$91,706
Jefferson	\$1,247,429
Jenkins	\$2,547,864
Oglethorpe	\$1,001
Richmond	\$0
Screven	\$3,565,494
Taliaferro	\$0
Warren	\$25,861
<b>Total</b>	<b>\$21,461,617</b>

State Total:

\$112,683,572

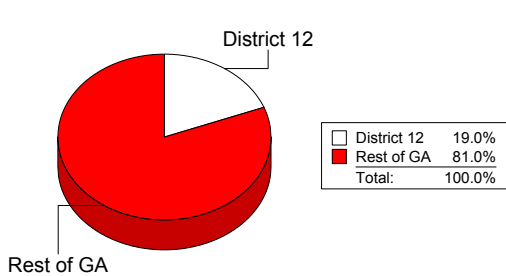
## Government Payments

County	Farm Gate Value
Bryan	\$0
Bulloch	\$15,000,000
Burke	\$10,842,782
Chatham	\$17,965
Clarke	\$0
Effingham	\$681,771
Glascok	\$200,000
Jefferson	\$3,500,000
Jenkins	\$4,368,928
Oglethorpe	\$124,699
Richmond	\$206,005
Screven	\$1,106,079
Taliaferro	\$0
Warren	\$1,458,652
<b>Total</b>	<b>\$37,506,881</b>

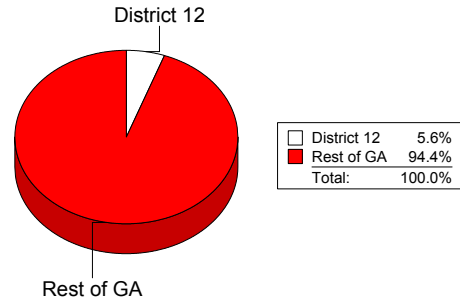
State Total:

\$672,687,500

**Congressional District as % of Georgia**



**Congressional District as % of Georgia**



### Hunting Leases - Deer

County	Acres	Price	Farm Gate Value
Bryan	40,000	\$8.00	\$320,000
Bulloch	285,000	\$10.00	\$2,850,000
Burke	350,000	\$8.00	\$2,800,000
Chatham			\$0
Clarke			\$0
Effingham	150,000	\$8.00	\$1,200,000
Glascocock	17,000	\$8.00	\$136,000
Jefferson	40,000	\$8.00	\$320,000
Jenkins	20,000	\$8.00	\$160,000
Oglethorpe	25,000	\$8.00	\$200,000
Richmond	15,000	\$8.00	\$120,000
Screven	220,000	\$8.00	\$1,760,000
Taliaferro			\$0
Warren	120,000	\$8.00	\$960,000
<b>Total</b>	<b>1,282,000</b>		<b>\$10,826,000</b>

### Hunting Leases - Duck

County	Acres	Price	Farm Gate Value
Bryan			\$0
Bulloch	2,000	\$50.00	\$100,000
Burke	3,000	\$50.00	\$150,000
Chatham			\$0
Clarke			\$0
Effingham			\$0
Glascocock			\$0
Jefferson			\$0
Jenkins			\$0
Oglethorpe			\$0
Richmond	500	\$50.00	\$25,000
Screven	1,000	\$50.00	\$50,000
Taliaferro			\$0
Warren	250	\$50.00	\$12,500
<b>Total</b>	<b>6,750</b>		<b>\$337,500</b>

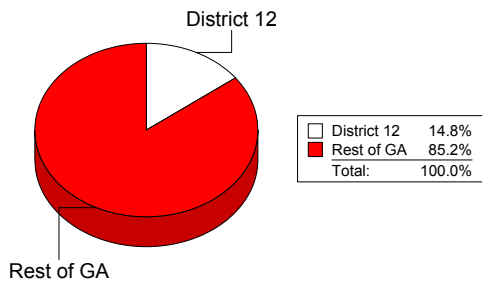
State Total:

\$73,295,452

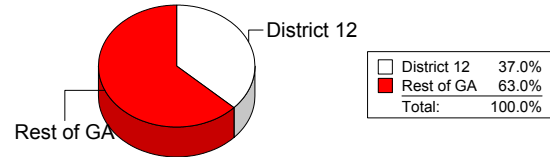
State Total:

\$913,130

**Congressional District as % of Georgia**



**Congressional District as % of Georgia**



### Hunting Leases - Turkey

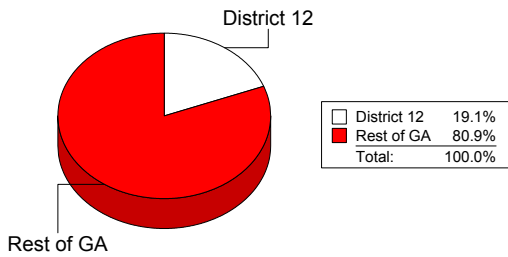
County	Acres	Price	Farm Gate Value
<b>Bryan</b>			\$0
<b>Bulloch</b>	60,000	\$2.00	\$120,000
<b>Burke</b>	150,000	\$2.00	\$300,000
<b>Chatham</b>			\$0
<b>Clarke</b>			\$0
<b>Effingham</b>	75,000	\$2.00	\$150,000
<b>Glascocock</b>	9,000	\$2.00	\$18,000
<b>Jefferson</b>			\$0
<b>Jenkins</b>			\$0
<b>Oglethorpe</b>	5,000	\$2.00	\$10,000
<b>Richmond</b>	3,000	\$2.00	\$6,000
<b>Screven</b>	1,000	\$2.00	\$2,000
<b>Taliaferro</b>			\$0
<b>Warren</b>	110,000	\$2.00	\$220,000
<b>Total</b>	<b>413,000</b>		<b>\$826,000</b>

### Other

County	Acres	Farm Gate Value
<b>Bryan</b>		
<b>Bulloch</b>		\$300,000
<b>Burke</b>		\$150,000
<b>Chatham</b>		
<b>Clarke</b>		
<b>Effingham</b>		\$60,000
<b>Glascocock</b>		
<b>Jefferson</b>		
<b>Jenkins</b>		
<b>Oglethorpe</b>		
<b>Richmond</b>		\$150,000
<b>Screven</b>		
<b>Taliaferro</b>		
<b>Warren</b>		
<b>Total</b>		<b>\$660,000</b>

**State Total: \$4,322,936**

### Congressional District as % of Georgia



# Center for Agribusiness and Economic Development



The Center for Agribusiness and Economic Development is a unit of the College of Agricultural and Environmental Sciences of the University of Georgia, combining the missions of research and extension. The Center has among its objectives:

- < To provide feasibility and other short term studies for current or potential Georgia agribusiness firms and/or emerging food and fiber industries.
- < To provide agricultural, natural resource, and demographic data for private and public decision makers.

To find out more, visit our Web site at: <http://www.agecon.uga.edu/~caed/>

Or contact:

John McKissick, Coordinator  
Center for Agribusiness and Economic Development  
Lumpkin House  
The University of Georgia  
Athens, Georgia 30602-7509  
Phone (706)542-0760  
[caed@agecon.uga.edu](mailto:caed@agecon.uga.edu)

The University of Georgia and Fort Valley State University, and the U.S. Department of Agriculture and counties of the state cooperating. The Cooperative Extension Service offers educational programs, assistance and materials to all people without regard to race, color, national origin, age, sex or disability.

An equal opportunity/affirmative action organization committed to a diverse work force.

---

**July, 2003**

---

Issued in furtherance of Cooperation Extension Acts of May 8 and June 30, 1914, the University of Georgia College of Agricultural and Environmental Sciences, and the U.S. Department of Agriculture Cooperating.

Gale Buchanan, Dean and Director