



---

# The University of Georgia

---

**Center for Agribusiness and Economic Development**

**College of Agricultural and Environmental Sciences**

---

**U. S. Congressional District 11  
2002 Farm Gate Value Report**

---

**Sue Boatright, Erin Bergstrom, and John McKissick  
Center for Agribusiness and Economic Development**

**July, 2003**

---



## TABLE OF CONTENTS

<b>DISTRICT SUMMARY .....</b>	<b>1</b>
<b>TOTAL FARM GATE VALUE .....</b>	<b>2</b>
<b>ROW &amp; FORAGE CROPS .....</b>	<b>3-10</b>
Barley .....	4
Corn .....	4
Cotton .....	5
Hay .....	5
Oats .....	6
Other .....	6
Peanuts .....	7
Rye .....	7
Silage .....	8
Sorghum .....	8
Soybeans .....	9
Straw .....	9
Tobacco .....	10
Wheat .....	10
<b>FRUITS &amp; NUTS .....</b>	<b>11-15</b>
Apples .....	12
Blueberries .....	12
Grapes .....	13
Other .....	13
Peaches .....	14
Pecans .....	14
Strawberries .....	15
<b>VEGETABLES .....</b>	<b>16-34</b>
Banana Peppers .....	17
Bell Peppers .....	17
Broccoli .....	18
Cabbage .....	18
Cantaloupe .....	19
Carrots .....	19
Collards .....	20
Cucumbers .....	20
Eggplant .....	21
English Peas .....	21
Green House .....	22
Green Onions .....	22
Hot Peppers .....	23
Irish Potatoes .....	23
Kale .....	24
Lettuce .....	24
Lima Beans .....	25
Mustard .....	25
Okra .....	26
Onions .....	26
Other .....	27
Pole Beans .....	27
Pumpkin .....	28
Snap Beans .....	28
Southern Peas .....	29
Spinach .....	29
Sweet Corn .....	30
Sweet Potatoes .....	30

## TABLE OF CONTENTS

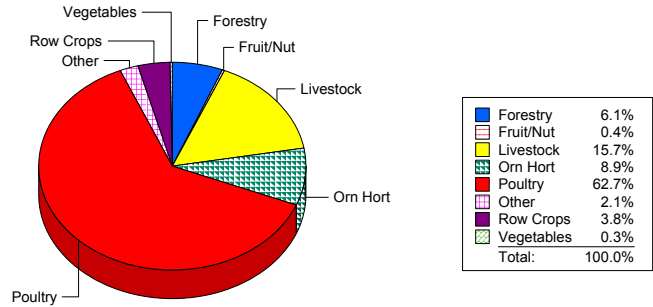
Tomato .....	31
Turnip Greens .....	31
Turnip Roots .....	32
Watermelon .....	32
Winter Squash .....	33
Yellow Squash .....	33
Zucchini .....	34
<b>ORNAMENTAL HORTICULTURE .....</b>	<b>35-38</b>
Container Nursery .....	36
Field Nursery .....	36
Greenhouse .....	37
Other .....	37
Turfgrass .....	38
<b>FORESTRY &amp; PRODUCTS .....</b>	<b>39-41</b>
Christmas Trees .....	40
Other .....	40
Pine Straw .....	41
Timber .....	41
<b>LIVESTOCK &amp; AQUACULTURE .....</b>	<b>42-49</b>
Beef Cattle Finished Outside County .....	43
Beef Cows .....	43
Beef Stockers .....	44
Catfish .....	44
Dairy .....	45
Goats .....	45
Horses Boarding, Breeding & Training .....	46
Horses Raised .....	46
Other .....	47
Pork Farrow to Finish .....	47
Pork Feeder .....	48
Pork Finishing .....	48
Quail .....	49
Sheep .....	49
<b>POULTRY &amp; EGGS .....</b>	<b>50-53</b>
Breeder Pullet Units .....	51
Hatching Layers .....	51
Table Layers .....	52
Other .....	52
Broiler Grower .....	53
Broiler Integrator .....	53
<b>OTHER INCOME .....</b>	<b>54-57</b>
Crop Insurance .....	55
Government Payments .....	55
Hunting Leases Deer .....	56
Hunting Leases Duck .....	56
Hunting Leases Turkey .....	57
Other .....	57

# Congressional District 11 2002 Farm Gate Summary

<u>County</u>	<u>Total Farm Gate Value</u>
Bartow	\$168,103,588
Carroll	\$111,535,682
Chattooga	\$9,209,361
Cobb	\$2,072,970
Coweta	\$11,114,524
Douglas	\$8,466,689
Floyd	\$57,067,253
Haralson	\$33,764,612
Harris	\$13,150,339
Heard	\$41,589,766
Meriwether	\$29,143,839
Muscogee	\$1,050,608
Paulding	\$36,781,795
Polk	\$24,865,198
Talbot	\$7,354,090
Troup	\$13,201,561
Upson	\$30,384,721

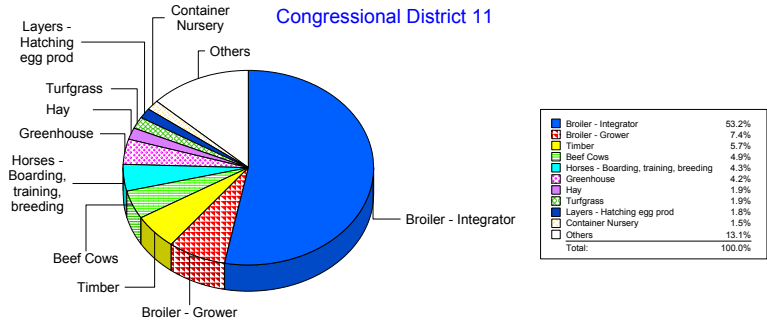
**Total:** \$598,856,595

## 2002 Farm Gate Value by Category



## 2002 Top Ten Commodities

Congressional District 11



# Total Farm Gate Value 2002

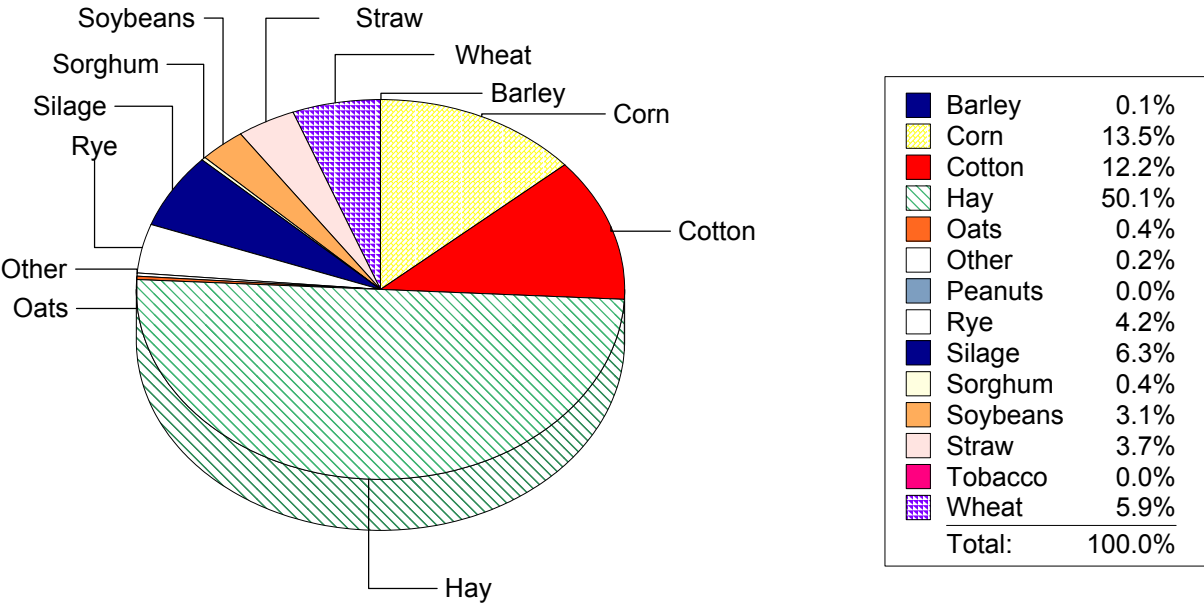
	Forestry and Related Products	Fruits and Nuts	Livestock and Aquaculture	Ornamental Horticulture	Other	Poultry and Eggs	Row and Forage Crops	Vegetables	Total
<b>Bartow</b>	\$2,599,535	\$25,900	\$19,856,473	\$4,765,968	\$323,190	\$134,417,817	\$6,114,705	\$0	<b>\$168,103,588</b>
<b>Carroll</b>	\$84,000	\$44,298	\$11,237,012	\$2,447,214	\$1,652,303	\$94,822,442	\$1,142,700	\$105,713	<b>\$111,535,682</b>
<b>Chattooga</b>	\$0	\$0	\$5,022,092	\$129,191	\$364,888	\$2,332,685	\$1,287,105	\$73,400	<b>\$9,209,361</b>
<b>Cobb</b>	\$56,250	\$0	\$0	\$2,016,720	\$0	\$0	\$0	\$0	<b>\$2,072,970</b>
<b>Coweta</b>	\$2,389,102	\$46,586	\$4,228,612	\$2,805,840	\$104,500	\$0	\$1,410,918	\$128,966	<b>\$11,114,524</b>
<b>Douglas</b>	\$178,750	\$3,735	\$2,088,042	\$5,532,000	\$24,000	\$429,412	\$164,750	\$46,000	<b>\$8,466,689</b>
<b>Floyd</b>	\$1,493,851	\$153,070	\$6,799,262	\$7,430,040	\$2,158,069	\$33,455,110	\$5,389,155	\$188,696	<b>\$57,067,253</b>
<b>Haralson</b>	\$2,750,829	\$6,858	\$2,811,460	\$441,100	\$411,263	\$25,845,225	\$1,357,550	\$140,327	<b>\$33,764,612</b>
<b>Harris</b>	\$3,671,340	\$108,510	\$3,368,663	\$4,184,820	\$1,125,689	\$184,000	\$402,655	\$104,662	<b>\$13,150,339</b>
<b>Heard</b>	\$2,784,312	\$0	\$1,604,505	\$547,485	\$752,960	\$35,636,845	\$263,660	\$0	<b>\$41,589,766</b>
<b>Meriwether</b>	\$4,550,272	\$1,821,116	\$12,434,818	\$6,423,149	\$1,665,224	\$0	\$2,044,110	\$205,150	<b>\$29,143,839</b>
<b>Muscogee</b>	\$0	\$0	\$1,050,608	\$0	\$0	\$0	\$0	\$0	<b>\$1,050,608</b>
<b>Paulding</b>	\$1,293,750	\$111,489	\$4,338,455	\$14,127,360	\$99,010	\$15,794,304	\$374,125	\$643,302	<b>\$36,781,795</b>
<b>Polk</b>	\$2,320,650	\$0	\$4,711,200	\$338,040	\$241,790	\$15,507,135	\$1,742,820	\$3,563	<b>\$24,865,198</b>
<b>Talbot</b>	\$1,720,000	\$32,490	\$3,272,768	\$38,640	\$2,245,200	\$0	\$18,463	\$26,530	<b>\$7,354,090</b>
<b>Troup</b>	\$6,493,500	\$58,600	\$4,241,653	\$871,200	\$1,139,000	\$0	\$396,038	\$1,570	<b>\$13,201,561</b>
<b>Upson</b>	\$4,066,165	\$58,607	\$6,670,792	\$963,600	\$453,448	\$17,230,150	\$941,959	\$0	<b>\$30,384,721</b>
<b>Total</b>	<b>\$36,452,306</b>	<b>\$2,471,259</b>	<b>\$93,736,414</b>	<b>\$53,062,367</b>	<b>\$12,760,534</b>	<b>\$375,655,125</b>	<b>\$23,050,712</b>	<b>\$1,667,879</b>	<b>\$598,856,595</b>

# Row and Forage Farm Gate Value

## Congressional District 11

\$ 23,050,712

### Congressional District 11



## Barley

County	Acres	Yield	Price	Farm Gate Value
Bartow				\$0
Carroll				\$0
Chattooga				\$0
Cobb				\$0
Coweta				\$0
Douglas				\$0
Floyd	100	33	\$2.75	\$9,075
Haralson				\$0
Harris				\$0
Heard				\$0
Meriwether				\$0
Muscogee				\$0
Paulding				\$0
Polk				\$0
Talbot				\$0
Troup				\$0
Upson	45	60	\$2.75	\$7,425
<b>Total</b>	<b>145</b>			<b>\$16,500</b>

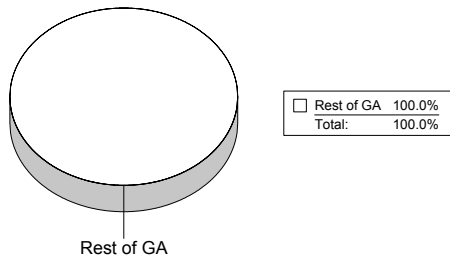
**State Total: \$149,097**

## Corn

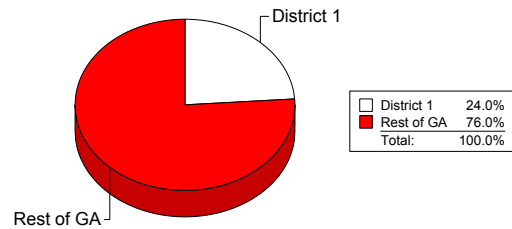
County	Acres	Yield	Price	Farm Gate Value
Bartow	2,076	134	\$2.65	\$737,188
Carroll				\$0
Chattooga	2,200	60	\$2.65	\$349,800
Cobb				\$0
Coweta	250	115	\$2.65	\$76,188
Douglas				\$0
Floyd	3,800	120	\$2.65	\$1,208,400
Haralson	1,000	120	\$2.65	\$318,000
Harris	110	70	\$2.65	\$20,405
Heard	250	80	\$2.65	\$53,000
Meriwether	100	104	\$2.65	\$27,560
Muscogee				\$0
Paulding	200	80	\$2.65	\$42,400
Polk	1,400	65	\$2.65	\$241,150
Talbot	90	35	\$2.65	\$8,348
Troup	25	70	\$2.65	\$4,638
Upson	48	150	\$2.65	\$19,080
<b>Total</b>	<b>11,549</b>			<b>\$3,106,155</b>

**State Total: \$99,558,668**

**Congressional District as % of Georgia**



**Congressional District as % of Georgia**



## Cotton

County	Acres	Yield	Price	Farm Gate Value
Bartow	1,847	709	\$0.60	\$785,714
Carroll				\$0
Chattooga	500	400	\$0.60	\$120,000
Cobb				\$0
Coweta				\$0
Douglas				\$0
Floyd	3,200	700	\$0.60	\$1,344,000
Haralson				\$0
Harris				\$0
Heard				\$0
Meriwether				\$0
Muscogee				\$0
Paulding				\$0
Polk	1,700	550	\$0.60	\$561,000
Talbot				\$0
Troup				\$0
Upson				\$0
<b>Total</b>	<b>7,247</b>			<b>\$2,810,714</b>

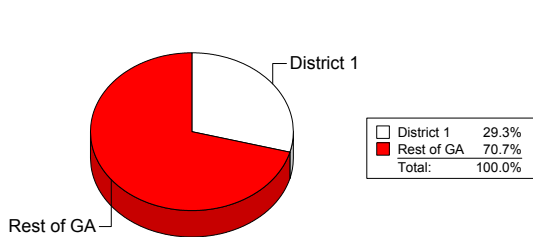
## Hay

County	Acres	Yield	Price	Farm Gate Value
Bartow	15,641	3.0	\$60.00	\$2,815,380
Carroll	7,150	3.0	\$60.00	\$1,115,400
Chattooga	3,500	3.0	\$60.00	\$630,000
Cobb				\$0
Coweta	7,500	3.0	\$60.00	\$1,170,000
Douglas	550	2.0	\$60.00	\$66,000
Floyd	10,000	4.0	\$60.00	\$2,400,000
Haralson	4,600	3.0	\$60.00	\$690,000
Harris				\$0
Heard	700	4.0	\$60.00	\$168,000
Meriwether	3,100	3.0	\$60.00	\$558,000
Muscogee				\$0
Paulding	2,200	2.0	\$60.00	\$264,000
Polk	5,000	3.0	\$60.00	\$900,000
Talbot				\$0
Troup	1,600	3.0	\$60.00	\$288,000
Upson	1,987	4.0	\$60.00	\$476,880
<b>Total</b>	<b>63,528</b>			<b>\$11,541,660</b>

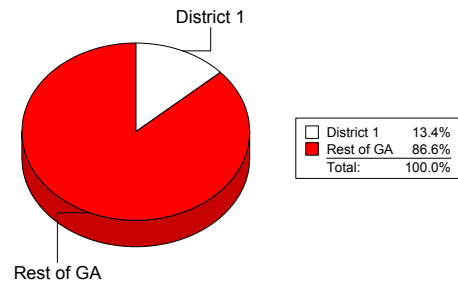
**State Total: \$501,727,753**

**State Total: \$129,412,928**

**Congressional District as % of Georgia**



**Congressional District as % of Georgia**





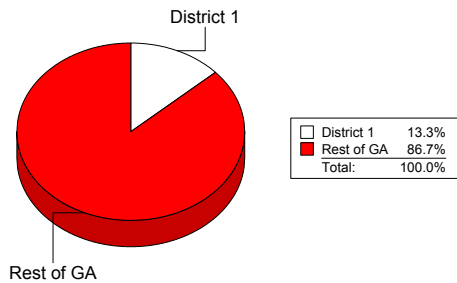
## Oats

County	Acres	Yield	Price	Farm Gate Value
Bartow				\$0
Carroll				\$0
Chattooga				\$0
Cobb				\$0
Coweta	50	60	\$2.20	\$6,600
Douglas				\$0
Floyd	100	33	\$2.20	\$7,260
Haralson				\$0
Harris	250	30	\$2.20	\$16,500
Heard				\$0
Meriwether	200	65	\$2.20	\$28,600
Muscogee				\$0
Paulding				\$0
Polk				\$0
Talbot				\$0
Troup				\$0
Upson	200	75	\$2.20	\$33,000
<b>Total</b>	<b>800</b>			<b>\$91,960</b>

State Total:

\$10,574,566

**Congressional District as % of Georgia**



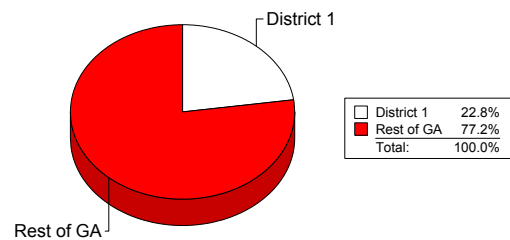
## Other

County	Farm Gate Value
Bartow	\$0
Carroll	\$0
Chattooga	\$0
Cobb	\$0
Coweta	\$0
Douglas	\$0
Floyd	\$0
Haralson	\$0
Harris	\$0
Heard	\$0
Meriwether	\$0
Muscogee	\$0
Paulding	\$0
Polk	\$0
Talbot	\$0
Troup	\$0
Upson	\$54,440
<b>Total</b>	<b>\$54,440</b>

State Total:

\$98,635,112

**Congressional District as % of Georgia**



## Peanuts

County	Acres	Yield	Price	Farm Gate Value
Bartow				\$0
Carroll				\$0
Chattooga				\$0
Cobb				\$0
Coweta				\$0
Douglas				\$0
Floyd				\$0
Haralson				\$0
Harris				\$0
Heard				\$0
Meriwether				\$0
Muscogee				\$0
Paulding				\$0
Polk				\$0
Talbot				\$0
Troup				\$0
Upson				\$0
<b>Total</b>				

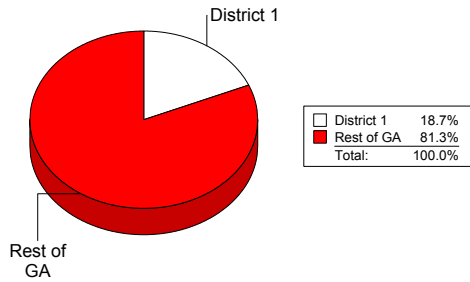
## Rye

County	Acres	Yield	Price	Farm Gate Value
Bartow				\$0
Carroll				\$0
Chattooga				\$0
Cobb				\$0
Coweta				\$0
Douglas				\$0
Floyd	100	30	\$10.00	\$30,000
Haralson				\$0
Harris	450	30	\$12.00	\$162,000
Heard	45	30	\$10.00	\$13,500
Meriwether	3,100	22	\$10.00	\$682,000
Muscogee				\$0
Paulding				\$0
Polk				\$0
Talbot				\$0
Troup	300	25	\$10.00	\$75,000
Upson				\$0
<b>Total</b>	<b>3,995</b>			<b>\$962,500</b>

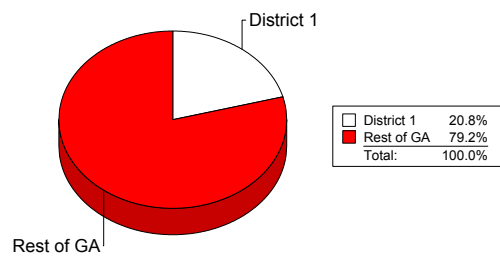
**State Total:** \$232,193,157

**State Total:** \$23,553,092

**Congressional District as % of Georgia**



**Congressional District as % of Georgia**



## Silage

County	Acres	Yield	Price	Farm Gate Value
Bartow	1,500	15.0	\$35.00	\$787,500
Carroll	60	13.0	\$35.00	\$27,300
Chattooga				\$0
Cobb				\$0
Coweta	90	16.0	\$35.00	\$50,400
Douglas	150	15.0	\$35.00	\$78,750
Floyd	200	15.0	\$35.00	\$105,000
Haralson				\$0
Harris				\$0
Heard	75	8.0	\$35.00	\$21,000
Meriwether	100	16.0	\$35.00	\$56,000
Muscogee				\$0
Paulding	215	9.0	\$35.00	\$67,725
Polk				\$0
Talbot				\$0
Troup				\$0
Upson	461	16.0	\$35.00	\$258,160
<b>Total</b>	<b>2,851</b>			<b>\$1,451,835</b>

State Total:

\$36,025,295

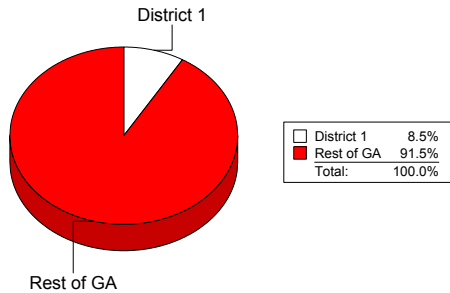
## Sorghum

County	Acres	Yield	Price	Farm Gate Value
Bartow				\$0
Carroll				\$0
Chattooga				\$0
Cobb				\$0
Coweta				\$0
Douglas				\$0
Floyd	400	65	\$2.30	\$59,800
Haralson	100	45	\$2.30	\$10,350
Harris				\$0
Heard				\$0
Meriwether	200	50	\$2.30	\$23,000
Muscogee				\$0
Paulding				\$0
Polk				\$0
Talbot				\$0
Troup				\$0
Upson				\$0
<b>Total</b>	<b>700</b>			<b>\$93,150</b>

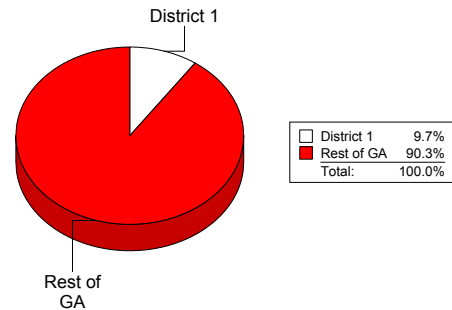
State Total:

\$4,336,179

Congressional District as % of Georgia



Congressional District as % of Georgia



## Soybeans

County	Acres	Yield	Price	Farm Gate Value
Bartow	1,838	27	\$5.30	\$263,018
Carroll				\$0
Chattooga	700	25	\$5.30	\$92,750
Cobb				\$0
Coweta				\$0
Douglas				\$0
Floyd	600	32	\$5.30	\$101,760
Haralson	800	35	\$5.30	\$148,400
Harris				\$0
Heard				\$0
Meriwether	500	23	\$5.30	\$60,950
Muscogee				\$0
Paulding				\$0
Polk	400	16	\$5.30	\$33,920
Talbot				\$0
Troup				\$0
Upson	31	20	\$5.30	\$3,286
<b>Total</b>	<b>4,869</b>			<b>\$704,084</b>

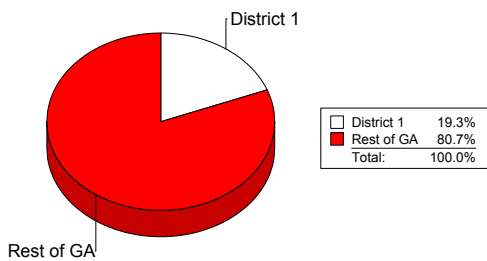
## Straw

County	Acres	Yield	Price	Farm Gate Value
Bartow	1,800	75	\$2.00	\$270,000
Carroll				\$0
Chattooga	250	90	\$2.00	\$45,000
Cobb				\$0
Coweta	300	75	\$2.00	\$45,000
Douglas	100	50	\$4.00	\$20,000
Floyd	500	80	\$2.00	\$80,000
Haralson	400	60	\$2.00	\$48,000
Harris	500	90	\$2.00	\$90,000
Heard				\$0
Meriwether	1,000	100	\$2.00	\$200,000
Muscogee				\$0
Paulding				\$0
Polk	45	75	\$2.00	\$6,750
Talbot				\$0
Troup	30	20	\$2.00	\$1,200
Upson	296	75	\$2.00	\$44,400
<b>Total</b>	<b>5,221</b>			<b>\$850,350</b>

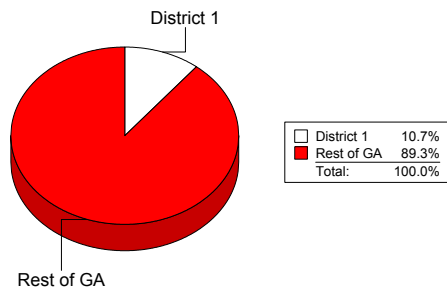
**State Total: \$19,980,989**

**State Total: \$19,395,801**

**Congressional District as % of Georgia**



**Congressional District as % of Georgia**



## Tobacco

County	Acres	Yield	Price	Farm Gate Value
Bartow				\$0
Carroll				\$0
Chattooga				\$0
Cobb				\$0
Coweta				\$0
Douglas				\$0
Floyd				\$0
Haralson				\$0
Harris				\$0
Heard				\$0
Meriwether				\$0
Muscogee				\$0
Paulding				\$0
Polk				\$0
Talbot				\$0
Troup				\$0
Upson				\$0
<b>Total</b>				

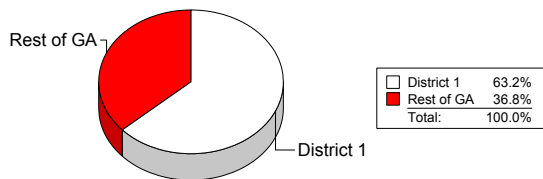
## Wheat

County	Acres	Yield	Price	Farm Gate Value
Bartow	2,530	53	\$3.40	\$455,906
Carroll				\$0
Chattooga	275	53	\$3.40	\$49,555
Cobb				\$0
Coweta	450	41	\$3.40	\$62,730
Douglas				\$0
Floyd	300	43	\$3.40	\$43,860
Haralson	700	60	\$3.40	\$142,800
Harris	650	35	\$5.00	\$113,750
Heard	60	40	\$3.40	\$8,160
Meriwether	2,500	48	\$3.40	\$408,000
Muscogee				\$0
Paulding				\$0
Polk				\$0
Talbot	85	35	\$3.40	\$10,115
Troup	200	40	\$3.40	\$27,200
Upson	296	45	\$3.40	\$45,288
<b>Total</b>	<b>8,046</b>			<b>\$1,367,364</b>

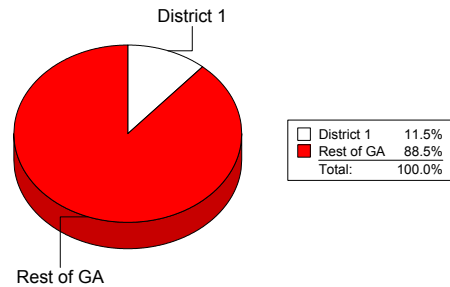
**State Total: \$110,267,030**

**State Total: \$40,476,077**

**Congressional District as % of Georgia**



**Congressional District as % of Georgia**



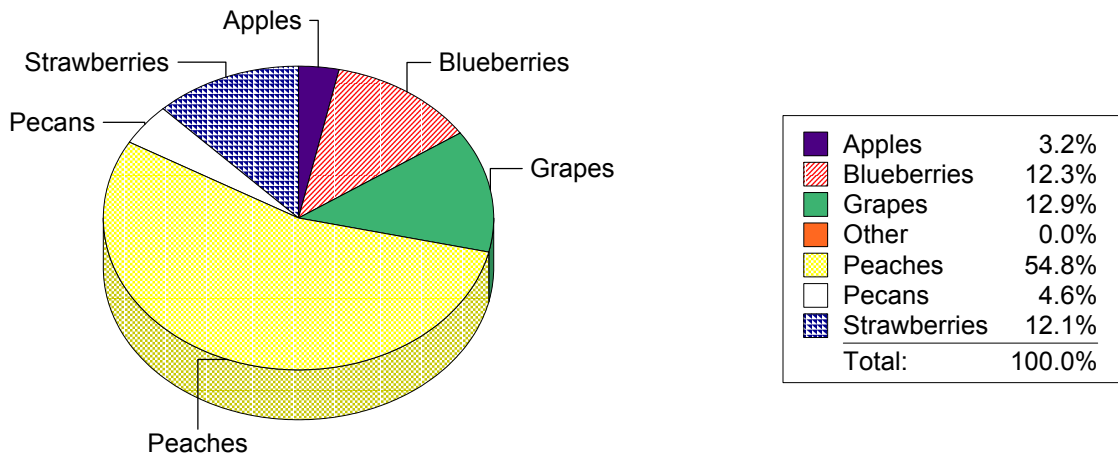
# Fruit and Nut Farm Gate Value

## Congressional District 11

\$ 2,471,259

### 2002 Fruit and Nut Farm Gate Value

Congressional District 11



## Apples

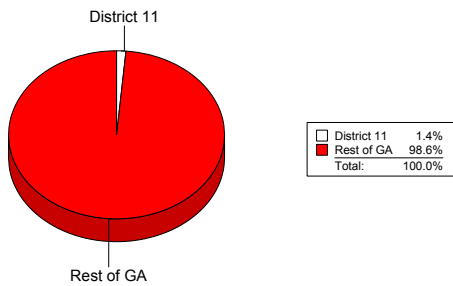
County	Acres	Farm Gate Value
Bartow		\$0
Carroll		\$0
Chattooga		\$0
Cobb		\$0
Coweta		\$0
Douglas	2	\$3,360
Floyd	8	\$8,960
Haralson		\$0
Harris		\$0
Heard		\$0
Meriwether		\$0
Muscogee		\$0
Paulding	25	\$56,000
Polk		\$0
Talbot		\$0
Troup	4	\$11,200
Upson		\$0
<b>Total</b>	<b>39</b>	<b>\$79,520</b>

## Blueberries

County	Acres	Farm Gate Value
Bartow	7	\$25,900
Carroll	4	\$25,326
Chattooga		\$0
Cobb		\$0
Coweta	5	\$25,515
Douglas		\$0
Floyd	10	\$33,750
Haralson	4	\$5,832
Harris	22	\$89,700
Heard		\$0
Meriwether	18	\$72,900
Muscogee		\$0
Paulding	6	\$21,120
Polk		\$0
Talbot		\$0
Troup		\$0
Upson	1	\$5,103
<b>Total</b>	<b>77</b>	<b>\$305,146</b>

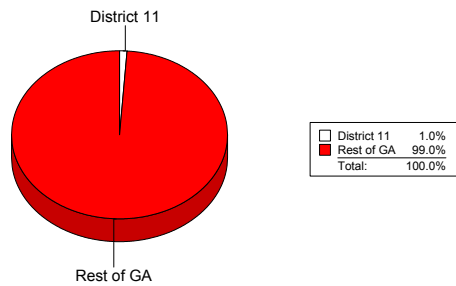
State Total: \$5,658,128

Congressional District as % of Georgia



State Total: \$29,627,829

Congressional District as % of Georgia



## Grapes

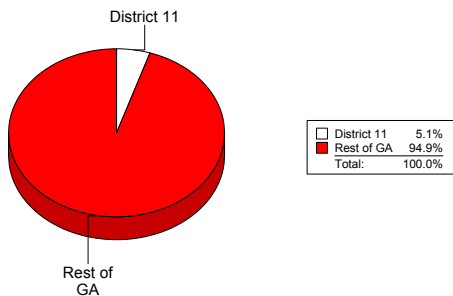
County	Acres	Farm Gate Value
<b>Bartow</b>		\$0
<b>Carroll</b>	6	\$18,972
<b>Chattooga</b>		\$0
<b>Cobb</b>		\$0
<b>Coweta</b>	5	\$15,500
<b>Douglas</b>	1	\$375
<b>Floyd</b>	4	\$110,360
<b>Haralson</b>		\$0
<b>Harris</b>		\$0
<b>Heard</b>		\$0
<b>Meriwether</b>	30	\$120,900
<b>Muscogee</b>		\$0
<b>Paulding</b>	8	\$17,280
<b>Polk</b>		\$0
<b>Talbot</b>		\$0
<b>Troup</b>	20	\$36,000
<b>Upson</b>		\$0
<b>Total</b>	<b>74</b>	<b>\$319,387</b>

## Other

County	Farm Gate Value
<b>Bartow</b>	
<b>Carroll</b>	
<b>Chattooga</b>	
<b>Cobb</b>	
<b>Coweta</b>	
<b>Douglas</b>	
<b>Floyd</b>	
<b>Haralson</b>	
<b>Harris</b>	
<b>Heard</b>	
<b>Meriwether</b>	
<b>Muscogee</b>	
<b>Paulding</b>	
<b>Polk</b>	
<b>Talbot</b>	
<b>Troup</b>	
<b>Upson</b>	
<b>Total</b>	

**State Total: \$6,241,945**

### Congressional District as % of Georgia





## Peaches

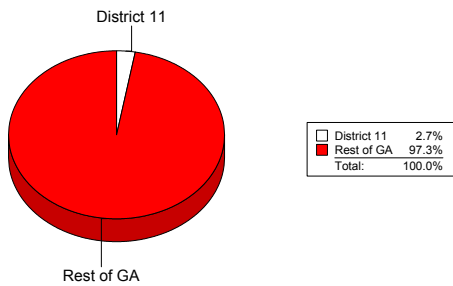
County	Acres	Farm Gate Value
Bartow		\$0
Carroll		\$0
Chattooga		\$0
Cobb		\$0
Coweta	2	\$5,571
Douglas		\$0
Floyd		\$0
Haralson		\$0
Harris		\$0
Heard		\$0
Meriwether	390	\$1,304,160
Muscogee		\$0
Paulding	7	\$12,985
Polk		\$0
Talbot	2	\$3,420
Troup		\$0
Upson	10	\$27,854
<b>Total</b>	<b>411</b>	<b>\$1,353,990</b>

## Pecans

County	Acres	Farm Gate Value
Bartow		\$0
Carroll		\$0
Chattooga		\$0
Cobb		\$0
Coweta		\$0
Douglas		\$0
Floyd		\$0
Haralson	12	\$1,026
Harris	600	\$18,810
Heard		\$0
Meriwether	325	\$23,156
Muscogee		\$0
Paulding	6	\$4,104
Polk		\$0
Talbot	30	\$29,070
Troup	25	\$11,400
Upson	150	\$25,650
<b>Total</b>	<b>1,148</b>	<b>\$113,216</b>

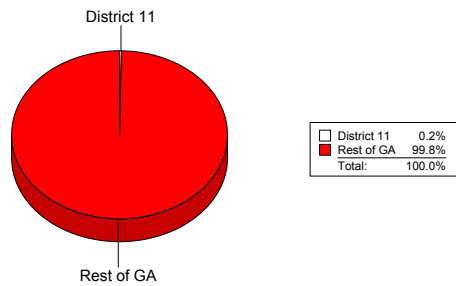
State Total: \$49,852,368

Congressional District as % of Georgia



State Total: \$45,814,273

Congressional District as % of Georgia

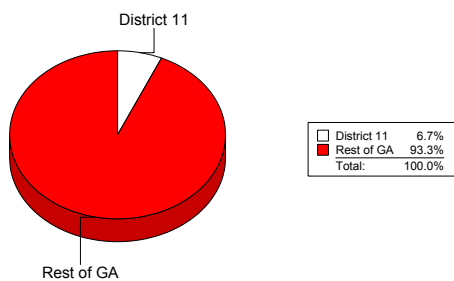


## Strawberries

County	Acres	Farm Gate Value
Bartow		\$0
Carroll		\$0
Chattooga		\$0
Cobb		\$0
Coweta		\$0
Douglas		\$0
Floyd		\$0
Haralson		\$0
Harris		\$0
Heard		\$0
Meriwether	20	\$300,000
Muscogee		\$0
Paulding		\$0
Polk		\$0
Talbot		\$0
Troup		\$0
Upson		\$0
<b>Total</b>	<b>20</b>	<b>\$300,000</b>

**State Total: \$4,492,716**

### Congressional District as % of Georgia



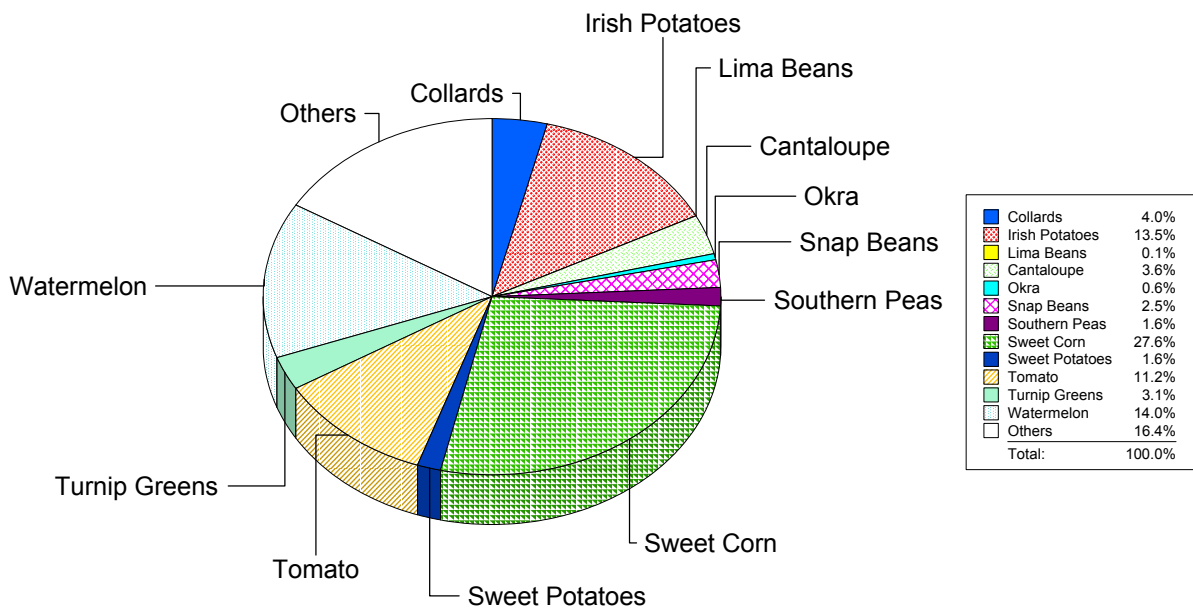
# Vegetable Farm Gate Value

## Congressional District 11

\$ 1,667,879

### 2002 Vegetable Farm Gate Value

#### Congressional District 11



## Banana Peppers

	Acres	Farm Gate Value
Bartow		\$0
Carroll		\$0
Chattooga		\$0
Cobb		\$0
Coweta		\$0
Douglas		\$0
Floyd	2	\$10,000
Haralson		\$0
Harris	1	\$9,000
Heard		\$0
Meriwether		\$0
Muscogee		\$0
Paulding		\$0
Polk		\$0
Talbot		\$0
Troup		\$0
Upson		\$0
<b>Total</b>	<b>3</b>	<b>\$19,000</b>

## Bell Peppers

	Acres	Farm Gate Value
Bartow		\$0
Carroll		\$0
Chattooga		\$0
Cobb		\$0
Coweta		\$0
Douglas		\$0
Floyd		\$0
Haralson		\$0
Harris	2	\$8,772
Heard		\$0
Meriwether		\$0
Muscogee		\$0
Paulding		\$0
Polk		\$0
Talbot		\$0
Troup		\$0
Upson		\$0
<b>Total</b>	<b>2</b>	<b>\$8,772</b>

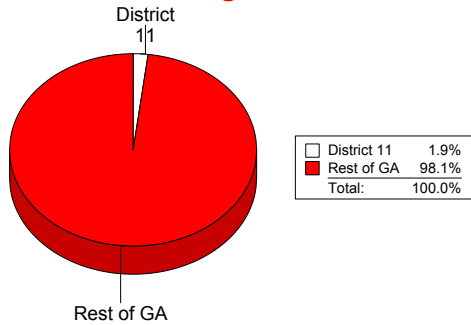
State Total:

\$983,200

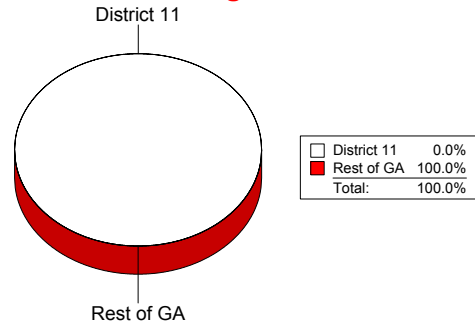
State Total:

\$57,905,678

**Congressional District as % of Georgia**



**Congressional District as % of Georgia**



## Broccoli

	Acres	Farm Gate Value
Bartow		\$0
Carroll		\$0
Chattooga		\$0
Cobb		\$0
Coweta		\$0
Douglas		\$0
Floyd		\$0
Haralson		\$0
Harris		\$0
Heard		\$0
Meriwether		\$0
Muscogee		\$0
Paulding		\$0
Polk		\$0
Talbot		\$0
Troup		\$0
Upson		\$0
Total		

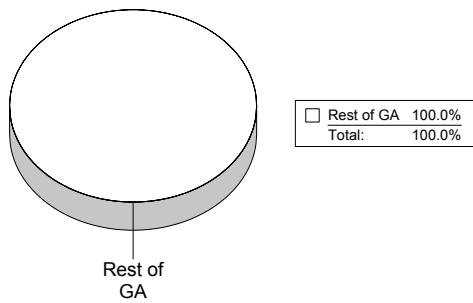
**State Total:** \$284,925

## Cabbage

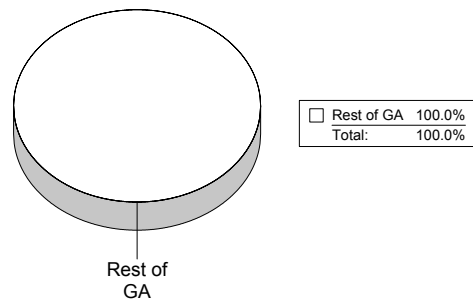
	Acres	Farm Gate Value
Bartow		\$0
Carroll		\$0
Chattooga		\$0
Cobb		\$0
Coweta		\$0
Douglas		\$0
Floyd		\$0
Haralson		\$0
Harris		\$0
Heard		\$0
Meriwether		\$0
Muscogee		\$0
Paulding		\$0
Polk		\$0
Talbot		\$0
Troup		\$0
Upson		\$0
Total		

**State Total:** \$39,226,040

### Congressional District as % of Georgia



### Congressional District as % of Georgia



## Cantaloupe

	Acres	Farm Gate Value
Bartow		\$0
Carroll		\$0
Chattooga		\$0
Cobb		\$0
Coweta	3	\$8,100
Douglas		\$0
Floyd	2	\$4,000
Haralson		\$0
Harris		\$0
Heard		\$0
Meriwether	10	\$35,000
Muscogee		\$0
Paulding	5	\$12,500
Polk		\$0
Talbot		\$0
Troup		\$0
Upson		\$0
<b>Total</b>	<b>20</b>	<b>\$59,600</b>

## Carrots

	Acres	Farm Gate Value
Bartow		\$0
Carroll		\$0
Chattooga		\$0
Cobb		\$0
Coweta		\$0
Douglas		\$0
Floyd		\$0
Haralson		\$0
Harris		\$0
Heard		\$0
Meriwether		\$0
Muscogee		\$0
Paulding		\$0
Polk		\$0
Talbot		\$0
Troup		\$0
Upson		\$0
<b>Total</b>		

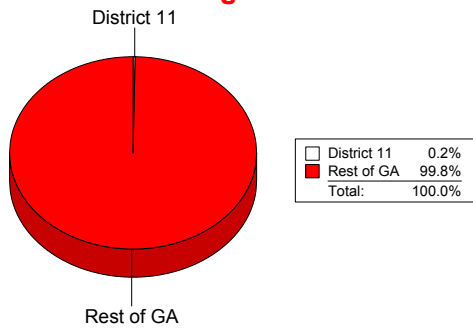
State Total:

\$25,085,474

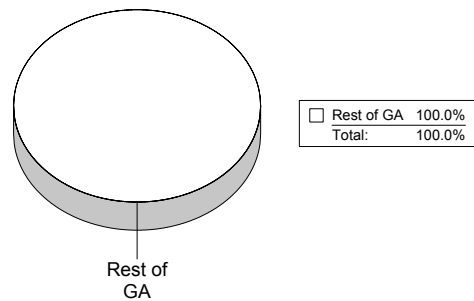
State Total:

\$11,590,470

**Congressional District as % of Georgia**



**Congressional District as % of Georgia**



## Collards

	Acres	Farm Gate Value
Bartow		\$0
Carroll		\$0
Chattooga		\$0
Cobb		\$0
Coweta	4	\$3,465
Douglas		\$0
Floyd		\$0
Haralson		\$0
Harris		\$0
Heard		\$0
Meriwether	20	\$34,125
Muscogee		\$0
Paulding	20	\$15,750
Polk	5	\$1,008
Talbot	10	\$11,550
Troup		\$0
Upson		\$0
<b>Total</b>	<b>59</b>	<b>\$65,898</b>

## Cucumbers

	Acres	Farm Gate Value
Bartow		\$0
Carroll		\$0
Chattooga		\$0
Cobb		\$0
Coweta		\$0
Douglas		\$0
Floyd	4	\$11,000
Haralson		\$0
Harris	2	\$7,480
Heard		\$0
Meriwether		\$0
Muscogee		\$0
Paulding		\$0
Polk		\$0
Talbot		\$0
Troup		\$0
Upson		\$0
<b>Total</b>	<b>6</b>	<b>\$18,480</b>

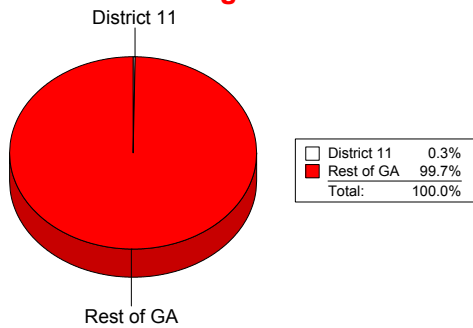
State Total:

\$22,561,442

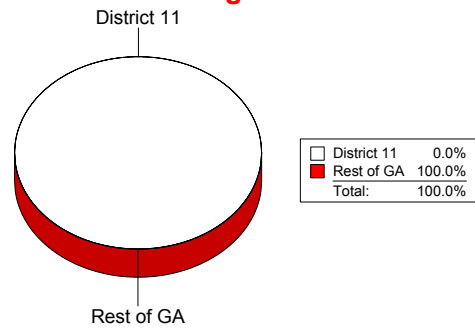
State Total:

\$48,314,695

**Congressional District as % of Georgia**



**Congressional District as % of Georgia**



## Eggplant

	Acres	Farm Gate Value
Bartow		\$0
Carroll		\$0
Chattooga		\$0
Cobb		\$0
Coweta		\$0
Douglas		\$0
Floyd		\$0
Haralson		\$0
Harris		\$0
Heard		\$0
Meriwether		\$0
Muscogee		\$0
Paulding		\$0
Polk		\$0
Talbot		\$0
Troup		\$0
Upson		\$0
<b>Total</b>		

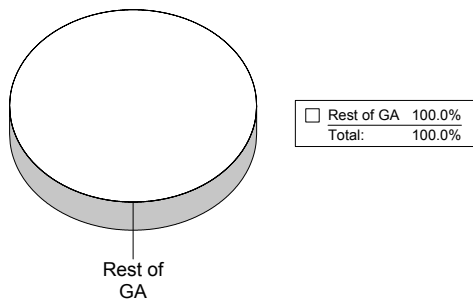
**State Total:** \$9,930,587

## English Peas

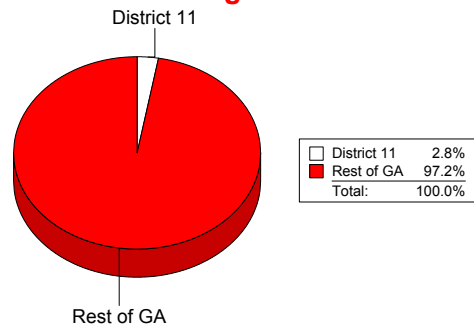
	Acres	Farm Gate Value
Bartow		\$0
Carroll		\$0
Chattooga		\$0
Cobb		\$0
Coweta		\$0
Douglas		\$0
Floyd		\$0
Haralson		\$0
Harris	5	\$7,500
Heard		\$0
Meriwether		\$0
Muscogee		\$0
Paulding		\$0
Polk		\$0
Talbot		\$0
Troup		\$0
Upson		\$0
<b>Total</b>	<u>5</u>	<u>\$7,500</u>

**State Total:** \$270,510

**Congressional District as % of Georgia**



**Congressional District as % of Georgia**





## Green House

	Acres	Farm Gate Value
Bartow		\$0
Carroll		\$0
Chattooga		\$0
Cobb		\$0
Coweta		\$0
Douglas		\$0
Floyd		\$0
Haralson		\$0
Harris		\$0
Heard		\$0
Meriwether		\$0
Muscogee		\$0
Paulding		\$0
Polk		\$0
Talbot		\$0
Troup		\$0
Upson		\$0
Total		

State Total:

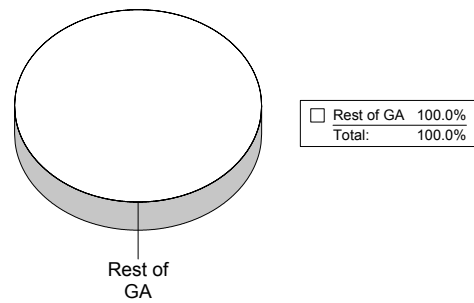
## Green Onions

	Acres	Farm Gate Value
Bartow		\$0
Carroll		\$0
Chattooga		\$0
Cobb		\$0
Coweta		\$0
Douglas		\$0
Floyd		\$0
Haralson		\$0
Harris		\$0
Heard		\$0
Meriwether		\$0
Muscogee		\$0
Paulding		\$0
Polk		\$0
Talbot		\$0
Troup		\$0
Upson		\$0
Total		

State Total:

\$2,015,000

## Congressional District as % of Georgia



## Hot Peppers

	Acres	Farm Gate Value
Bartow		\$0
Carroll		\$0
Chattooga		\$0
Cobb		\$0
Coweta		\$0
Douglas		\$0
Floyd	1	\$5,000
Haralson		\$0
Harris		\$0
Heard		\$0
Meriwether		\$0
Muscogee		\$0
Paulding		\$0
Polk		\$0
Talbot		\$0
Troup		\$0
Upson		\$0
<b>Total</b>	<b>1</b>	<b>\$5,000</b>

**State Total:**

**\$9,288,790**

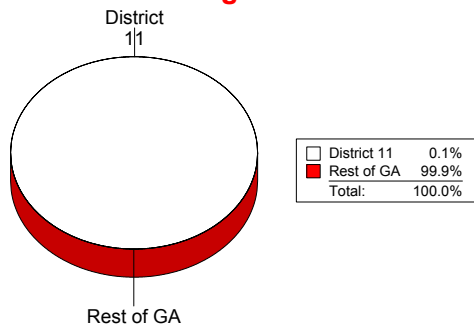
## Irish Potatoes

	Acres	Farm Gate Value
Bartow		\$0
Carroll		\$0
Chattooga		\$0
Cobb		\$0
Coweta		\$0
Douglas		\$0
Floyd		\$0
Haralson		\$0
Harris		\$0
Heard		\$0
Meriwether		\$0
Muscogee		\$0
Paulding	8	\$225,000
Polk		\$0
Talbot		\$0
Troup		\$0
Upson		\$0
<b>Total</b>	<b>8</b>	<b>\$225,000</b>

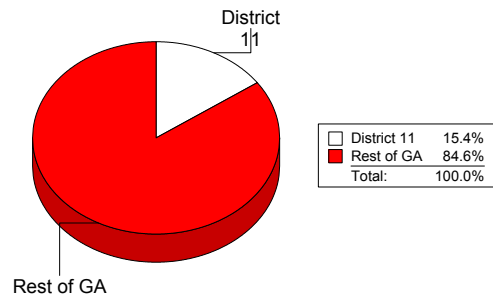
**State Total:**

**\$1,461,598**

**Congressional District as % of Georgia**



**Congressional District as % of Georgia**



## Kale

	Acres	Farm Gate Value
Bartow		\$0
Carroll		\$0
Chattooga		\$0
Cobb		\$0
Coweta		\$0
Douglas		\$0
Floyd		\$0
Haralson		\$0
Harris		\$0
Heard		\$0
Meriwether		\$0
Muscogee		\$0
Paulding		\$0
Polk		\$0
Talbot		\$0
Troup		\$0
Upson		\$0
Total		

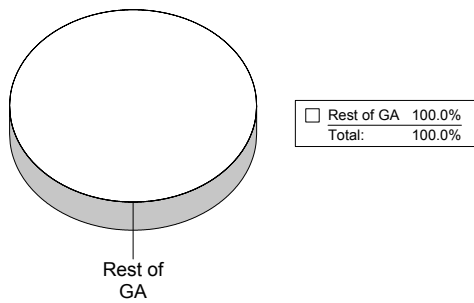
**State Total:** \$2,148,249

## Lettuce

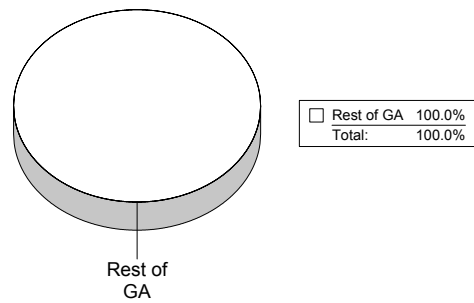
	Acres	Farm Gate Value
Bartow		\$0
Carroll		\$0
Chattooga		\$0
Cobb		\$0
Coweta		\$0
Douglas		\$0
Floyd		\$0
Haralson		\$0
Harris		\$0
Heard		\$0
Meriwether		\$0
Muscogee		\$0
Paulding		\$0
Polk		\$0
Talbot		\$0
Troup		\$0
Upson		\$0
Total		

**State Total:** \$435,000

**Congressional District as % of Georgia**



**Congressional District as % of Georgia**



## Lima Beans

	Acres	Farm Gate Value
Bartow		\$0
Carroll		\$0
Chattooga		\$0
Cobb		\$0
Coweta	3	\$2,250
Douglas		\$0
Floyd		\$0
Haralson		\$0
Harris		\$0
Heard		\$0
Meriwether		\$0
Muscogee		\$0
Paulding		\$0
Polk		\$0
Talbot		\$0
Troup		\$0
Upson		\$0
<b>Total</b>	<b>3</b>	<b>\$2,250</b>

## Mustard

	Acres	Farm Gate Value
Bartow		\$0
Carroll		\$0
Chattooga		\$0
Cobb		\$0
Coweta		\$0
Douglas		\$0
Floyd		\$0
Haralson		\$0
Harris		\$0
Heard		\$0
Meriwether		\$0
Muscogee		\$0
Paulding		\$0
Polk		\$0
Talbot		\$0
Troup		\$0
Upson		\$0
<b>Total</b>		

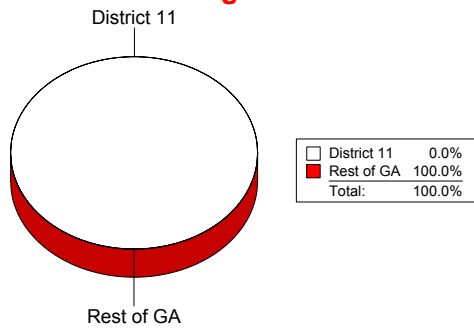
State Total:

\$6,443,803

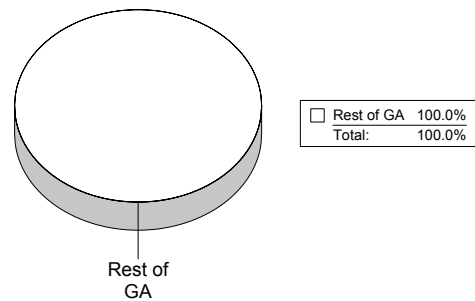
State Total:

\$7,177,992

**Congressional District as % of Georgia**



**Congressional District as % of Georgia**



## Okra

	Acres	Farm Gate Value
Bartow		\$0
Carroll		\$0
Chattooga		\$0
Cobb		\$0
Coweta	5	\$3,325
Douglas		\$0
Floyd	3	\$3,990
Haralson		\$0
Harris		\$0
Heard		\$0
Meriwether		\$0
Muscogee		\$0
Paulding	6	\$3,192
Polk		\$0
Talbot		\$0
Troup		\$0
Upson		\$0
<b>Total</b>	<b>14</b>	<b>\$10,507</b>

## Onions

	Acres	Farm Gate Value
Bartow		\$0
Carroll		\$0
Chattooga		\$0
Cobb		\$0
Coweta		\$0
Douglas		\$0
Floyd		\$0
Haralson		\$0
Harris	2	\$5,220
Heard		\$0
Meriwether		\$0
Muscogee		\$0
Paulding		\$0
Polk		\$0
Talbot		\$0
Troup		\$0
Upson		\$0
<b>Total</b>	<b>2</b>	<b>\$5,220</b>

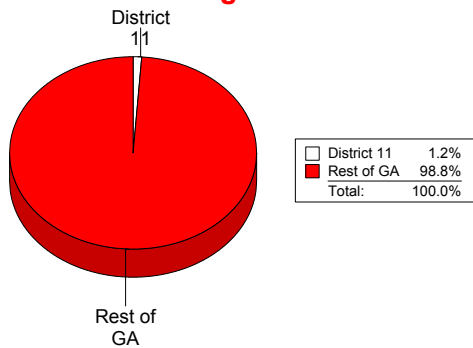
State Total:

\$891,816

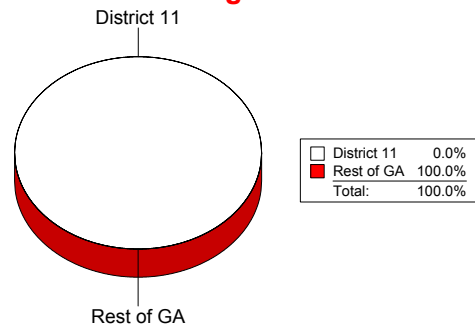
State Total:

\$70,459,800

**Congressional District as % of Georgia**



**Congressional District as % of Georgia**



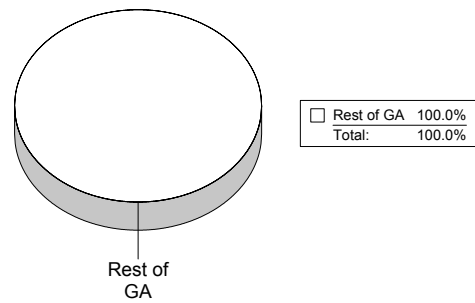
## Other

	Farm Gate Value
Bartow	
Carroll	\$50,000
Chattooga	
Cobb	
Coweta	
Douglas	\$46,000
Floyd	
Haralson	\$24,000
Harris	
Heard	
Meriwether	
Muscogee	
Paulding	
Polk	
Talbot	
Troup	
Upton	
Total	<u>\$120,000</u>

## Pole Beans

	Acres	Farm Gate Value
Bartow		\$0
Carroll		\$0
Chattooga		\$0
Cobb		\$0
Coweta		\$0
Douglas		\$0
Floyd		\$0
Haralson		\$0
Harris		\$0
Heard		\$0
Meriwether		\$0
Muscogee		\$0
Paulding		\$0
Polk		\$0
Talbot		\$0
Troup		\$0
Upton		\$0
Total		\$0
<b>State Total:</b>		<b>\$2,601,245</b>

### Congressional District as % of Georgia



## Pumpkin

	Acres	Farm Gate Value
Bartow		\$0
Carroll		\$0
Chattooga		\$0
Cobb		\$0
Coweta	2	\$6,000
Douglas		\$0
Floyd	11	\$22,000
Haralson	10	\$8,000
Harris	1	\$2,500
Heard		\$0
Meriwether		\$0
Muscogee		\$0
Paulding		\$0
Polk	1	\$80
Talbot		\$0
Troup		\$0
Upson		\$0
<b>Total</b>	<b>25</b>	<b>\$38,580</b>

## Snap Beans

	Acres	Farm Gate Value
Bartow		\$0
Carroll		\$0
Chattooga		\$0
Cobb		\$0
Coweta	5	\$2,100
Douglas		\$0
Floyd	4	\$5,376
Haralson	3	\$4,032
Harris		\$0
Heard		\$0
Meriwether		\$0
Muscogee		\$0
Paulding	30	\$30,240
Polk		\$0
Talbot		\$0
Troup		\$0
Upson		\$0
<b>Total</b>	<b>42</b>	<b>\$41,748</b>

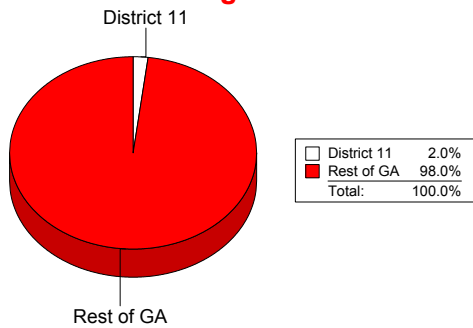
State Total:

\$1,930,630

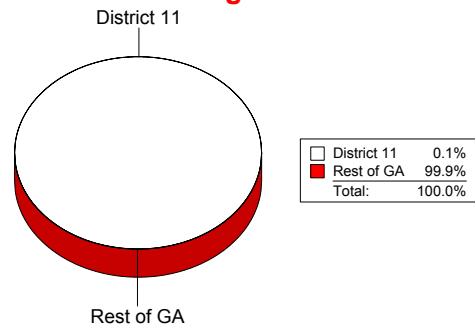
State Total:

\$39,057,905

**Congressional District as % of Georgia**



**Congressional District as % of Georgia**



## Southern Peas

	Acres	Farm Gate Value
Bartow		\$0
Carroll		\$0
Chattooga		\$0
Cobb		\$0
Coweta	6	\$5,520
Douglas		\$0
Floyd		\$0
Haralson		\$0
Harris		\$0
Heard		\$0
Meriwether		\$0
Muscogee		\$0
Paulding	18	\$10,350
Polk		\$0
Talbot	20	\$11,500
Troup		\$0
Upson		\$0
<b>Total</b>	<b>44</b>	<b>\$27,370</b>

## Spinach

	Acres	Farm Gate Value
Bartow		\$0
Carroll		\$0
Chattooga		\$0
Cobb		\$0
Coweta		\$0
Douglas		\$0
Floyd		\$0
Haralson		\$0
Harris		\$0
Heard		\$0
Meriwether		\$0
Muscogee		\$0
Paulding		\$0
Polk		\$0
Talbot		\$0
Troup		\$0
Upson		\$0
<b>Total</b>		

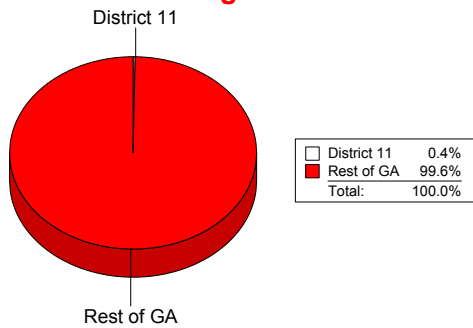
**State Total:**

**\$7,136,875**

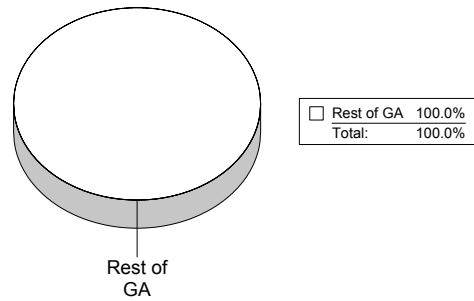
**State Total:**

**\$330,000**

**Congressional District as % of Georgia**



**Congressional District as % of Georgia**





### Sweet Corn

	Acres	Farm Gate Value
Bartow		\$0
Carroll	25	\$22,100
Chattooga	15	\$17,850
Cobb		\$0
Coweta	20	\$18,200
Douglas		\$0
Floyd	27	\$56,700
Haralson	40	\$54,250
Harris	35	\$64,190
Heard		\$0
Meriwether	2	\$1,400
Muscogee		\$0
Paulding	200	\$224,000
Polk	12	\$2,475
Talbot		\$0
Troup		\$0
Upson		\$0
<b>Total</b>	<b>376</b>	<b>\$461,165</b>

### Sweet Potatoes

	Acres	Farm Gate Value
Bartow		\$0
Carroll	10	\$23,925
Chattooga		\$0
Cobb		\$0
Coweta		\$0
Douglas		\$0
Floyd		\$0
Haralson		\$0
Harris		\$0
Heard		\$0
Meriwether		\$0
Muscogee		\$0
Paulding		\$0
Polk		\$0
Talbot	2	\$3,480
Troup		\$0
Upson		\$0
<b>Total</b>	<b>12</b>	<b>\$27,405</b>

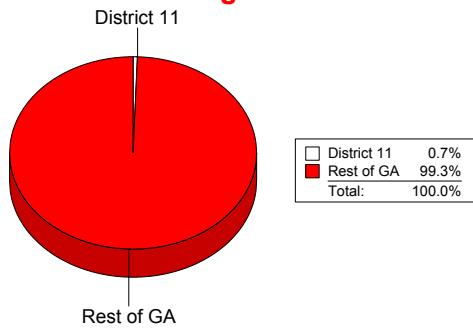
**State Total:**

**\$67,515,919**

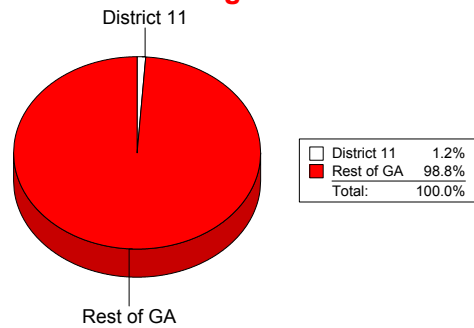
**State Total:**

**\$2,208,743**

**Congressional District as % of Georgia**



**Congressional District as % of Georgia**



## Tomato

	Acres	Farm Gate Value
Bartow		\$0
Carroll		\$0
Chattooga	7	\$16,800
Cobb		\$0
Coweta	10	\$43,175
Douglas		\$0
Floyd	3	\$4,710
Haralson	4	\$13,345
Harris		\$0
Heard		\$0
Meriwether		\$0
Muscogee		\$0
Paulding	55	\$107,938
Polk		\$0
Talbot		\$0
Troup	5	\$1,570
Upson		\$0
<b>Total</b>	<b>84</b>	<b>\$187,538</b>

## Turnip Greens

	Acres	Farm Gate Value
Bartow		\$0
Carroll		\$0
Chattooga		\$0
Cobb		\$0
Coweta	3	\$1,181
Douglas		\$0
Floyd		\$0
Haralson	10	\$17,325
Harris		\$0
Heard		\$0
Meriwether	10	\$18,375
Muscogee		\$0
Paulding	35	\$14,333
Polk		\$0
Talbot		\$0
Troup		\$0
Upson		\$0
<b>Total</b>	<b>58</b>	<b>\$51,214</b>

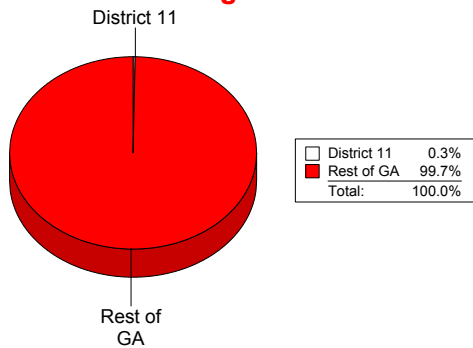
**State Total:**

**\$54,509,572**

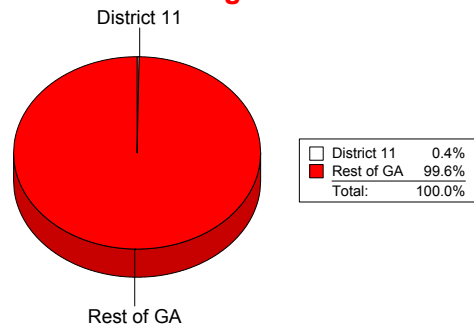
**State Total:**

**\$13,194,697**

**Congressional District as % of Georgia**



**Congressional District as % of Georgia**



## Turnip Roots

	Acres	Farm Gate Value
Bartow		\$0
Carroll		\$0
Chattooga		\$0
Cobb		\$0
Coweta		\$0
Douglas		\$0
Floyd		\$0
Haralson		\$0
Harris		\$0
Heard		\$0
Meriwether		\$0
Muscogee		\$0
Paulding		\$0
Polk		\$0
Talbot		\$0
Troup		\$0
Upson		\$0
<b>Total</b>		

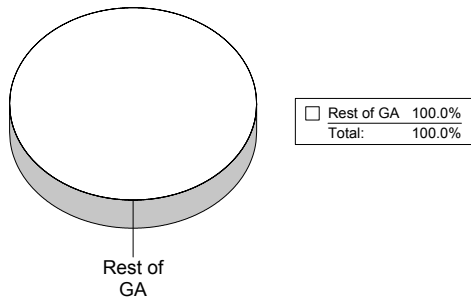
**State Total: \$308,280**

## Watermelon

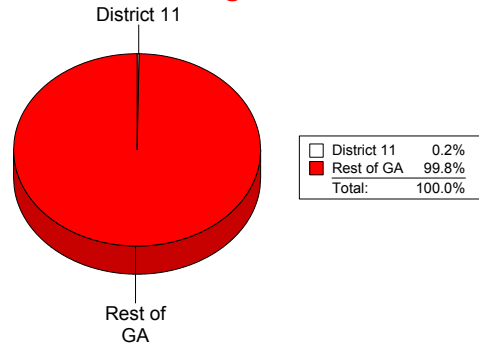
	Acres	Farm Gate Value
Bartow		\$0
Carroll	10	\$9,688
Chattooga	10	\$38,750
Cobb		\$0
Coweta	20	\$35,650
Douglas		\$0
Floyd	8	\$14,260
Haralson	25	\$19,375
Harris		\$0
Heard		\$0
Meriwether	30	\$116,250
Muscogee		\$0
Paulding		\$0
Polk		\$0
Talbot		\$0
Troup		\$0
Upson		\$0
<b>Total</b>	<b>103</b>	<b>\$233,973</b>

**State Total: \$94,778,608**

**Congressional District as % of Georgia**



**Congressional District as % of Georgia**



## Winter Squash

	Acres	Farm Gate Value
Bartow		\$0
Carroll		\$0
Chattooga		\$0
Cobb		\$0
Coweta		\$0
Douglas		\$0
Floyd		\$0
Haralson		\$0
Harris		\$0
Heard		\$0
Meriwether		\$0
Muscogee		\$0
Paulding		\$0
Polk		\$0
Talbot		\$0
Troup		\$0
Upson		\$0
<b>Total</b>		

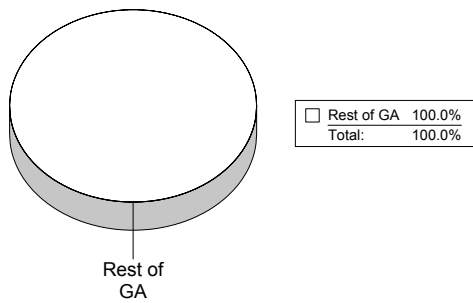
**State Total:** \$957,047

## Yellow Squash

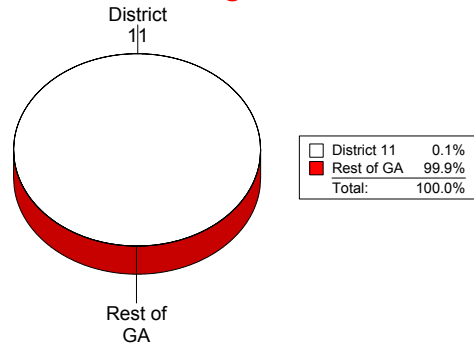
	Acres	Farm Gate Value
Bartow		\$0
Carroll		\$0
Chattooga		\$0
Cobb		\$0
Coweta		\$0
Douglas		\$0
Floyd	14	\$35,700
Haralson		\$0
Harris		\$0
Heard		\$0
Meriwether		\$0
Muscogee		\$0
Paulding		\$0
Polk		\$0
Talbot		\$0
Troup		\$0
Upson		\$0
<b>Total</b>	<b>14</b>	<b>\$35,700</b>

**State Total:** \$35,632,938

**Congressional District as % of Georgia**



**Congressional District as % of Georgia**

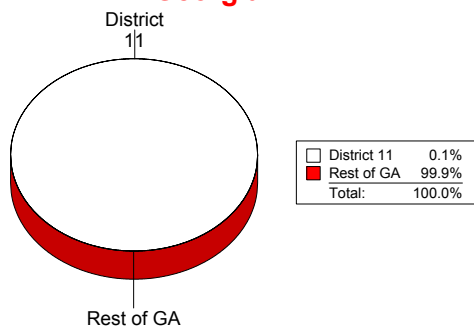


# Zucchini

	Acres	Farm Gate Value
Bartow		\$0
Carroll		\$0
Chattooga		\$0
Cobb		\$0
Coweta		\$0
Douglas		\$0
Floyd	7	\$15,960
Haralson		\$0
Harris		\$0
Heard		\$0
Meriwether		\$0
Muscogee		\$0
Paulding		\$0
Polk		\$0
Talbot		\$0
Troup		\$0
Upson		\$0
<b>Total</b>	<b>7</b>	<b>\$15,960</b>

**State Total: \$20,075,136**

## Congressional District as % of Georgia



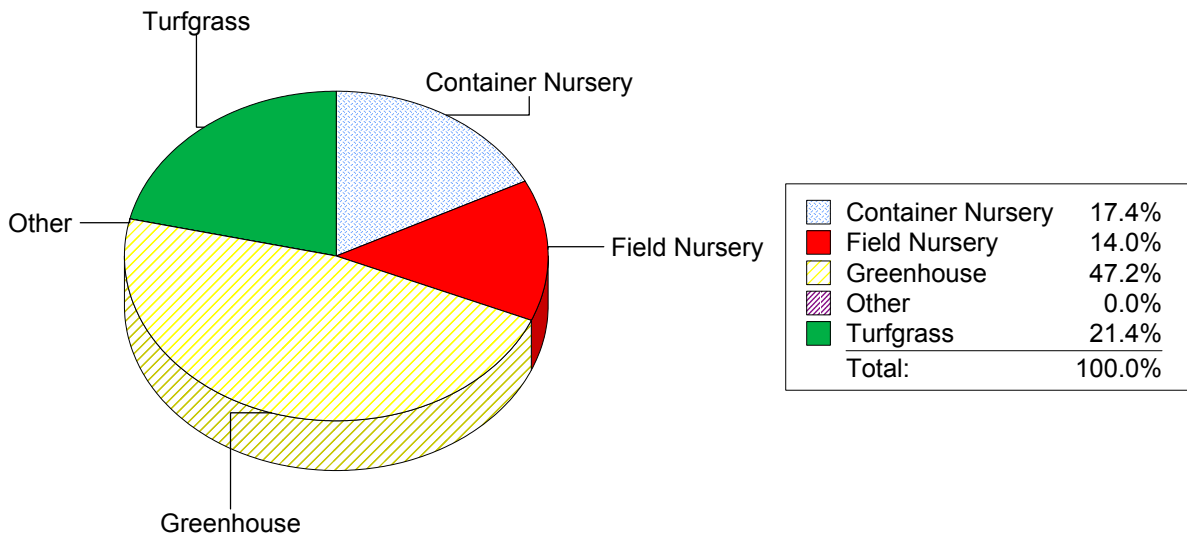
# Ornamental Horticulture Farm Gate Value

## Congressional District 11

\$ 53,062,367

### 2002 Ornamental Horticulture Farm Gate Value

Congressional District 11



## Container Nursery

County	Acres	Price	Farm Gate Value
Bartow			\$0
Carroll	15	\$42,200	\$633,000
Chattooga	1	\$42,200	\$42,200
Cobb			\$0
Coweta	6	\$42,200	\$253,200
Douglas	60	\$42,200	\$2,532,000
Floyd			\$0
Haralson	1	\$42,200	\$21,100
Harris	75	\$42,200	\$3,165,000
Heard			\$0
Meriwether	10	\$42,200	\$422,000
Muscogee			\$0
Paulding	48	\$42,200	\$2,025,600
Polk	3	\$42,200	\$126,600
Talbot			\$0
Troup			\$0
Upson			\$0
<b>Total</b>	<b>219</b>		<b>\$9,220,700</b>

**State Total:**

**\$169,155,750**

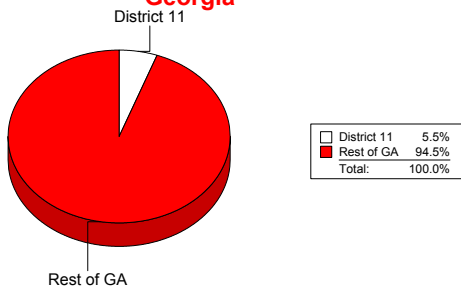
## Field Nursery

County	Acres	Price	Farm Gate Value
Bartow	130	\$12,720	\$1,653,600
Carroll	3	\$12,720	\$38,160
Chattooga	1	\$12,720	\$12,720
Cobb	1	\$12,720	\$12,720
Coweta	12	\$12,720	\$152,640
Douglas			\$0
Floyd	15	\$12,720	\$190,800
Haralson			\$0
Harris	20	\$12,720	\$254,400
Heard			\$0
Meriwether	375	\$12,720	\$4,770,000
Muscogee			\$0
Paulding	8	\$12,720	\$101,760
Polk	1	\$12,720	\$12,720
Talbot	1	\$12,720	\$12,720
Troup	10	\$12,720	\$127,200
Upson	5	\$12,720	\$63,600
<b>Total</b>	<b>582</b>		<b>\$7,403,040</b>

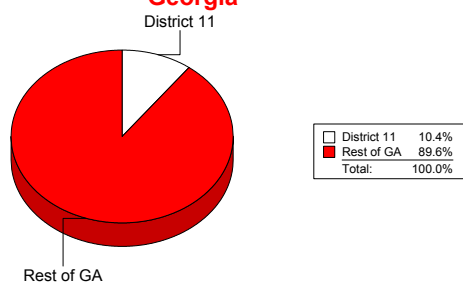
**State Total:**

**\$71,216,736**

**Congressional District as % of Georgia**



**Congressional District as % of Georgia**



## Greenhouse

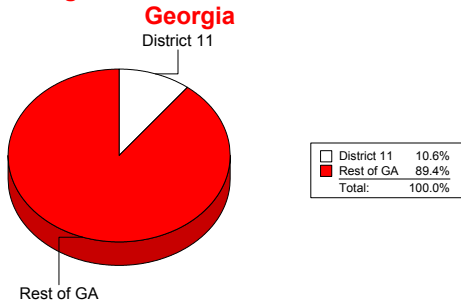
County	Sq Ft	Price	Farm Gate Value
<b>Bartow</b>	12,000	\$12.00	\$144,000
<b>Carroll</b>	60,000	\$12.00	\$720,000
<b>Chattooga</b>	5,000	\$12.00	\$60,000
<b>Cobb</b>	167,000	\$12.00	\$2,004,000
<b>Coweta</b>	200,000	\$12.00	\$2,400,000
<b>Douglas</b>	250,000	\$12.00	\$3,000,000
<b>Floyd</b>	80,000	\$12.00	\$960,000
<b>Haralson</b>	35,000	\$12.00	\$420,000
<b>Harris</b>	40,000	\$12.00	\$480,000
<b>Heard</b>	4,000	\$12.00	\$48,000
<b>Meriwether</b>	80,000	\$12.00	\$960,000
<b>Muscogee</b>			\$0
<b>Paulding</b>	1,000,000	\$12.00	\$12,000,000
<b>Polk</b>	16,360	\$12.00	\$196,320
<b>Talbot</b>	2,160	\$12.00	\$25,920
<b>Troup</b>	62,000	\$12.00	\$744,000
<b>Upson</b>	75,000	\$12.00	\$900,000
<b>Total</b>	<b>2,088,520</b>		<b>\$25,062,240</b>

## Other

County	Acres	Price	Farm Gate Value
<b>Bartow</b>			
<b>Carroll</b>			
<b>Chattooga</b>			
<b>Cobb</b>			
<b>Coweta</b>			
<b>Douglas</b>			
<b>Floyd</b>			
<b>Haralson</b>			
<b>Harris</b>			
<b>Heard</b>			
<b>Meriwether</b>			
<b>Muscogee</b>			
<b>Paulding</b>			
<b>Polk</b>			\$2,400
<b>Talbot</b>			
<b>Troup</b>			
<b>Upson</b>			
<b>Total</b>	<b>1</b>		<b>\$2,400</b>

**State Total: \$236,478,664**

### Congressional District as % of Georgia



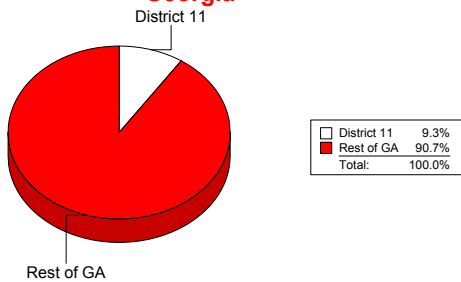


## Turfgrass

County	Acres	Harvest Rate	Price	Farm Gate Value
<b>Bartow</b>	1,040	0.67	\$4,260	\$2,968,368
<b>Carroll</b>	370	0.67	\$4,260	\$1,056,054
<b>Chattooga</b>	5	0.67	\$4,260	\$14,271
<b>Cobb</b>				\$0
<b>Coweta</b>				\$0
<b>Douglas</b>				\$0
<b>Floyd</b>	2,200	0.67	\$4,260	\$6,279,240
<b>Haralson</b>				\$0
<b>Harris</b>	100	0.67	\$4,260	\$285,420
<b>Heard</b>	175	0.67	\$4,260	\$499,485
<b>Meriwether</b>	95	0.67	\$4,260	\$271,149
<b>Muscogee</b>				\$0
<b>Paulding</b>				\$0
<b>Polk</b>				\$0
<b>Talbot</b>				\$0
<b>Troup</b>				\$0
<b>Upson</b>				\$0
<b>Total</b>	<b>3,985</b>			<b>\$11,373,987</b>

**State Total: \$122,182,594**

**Congressional District as % of Georgia**



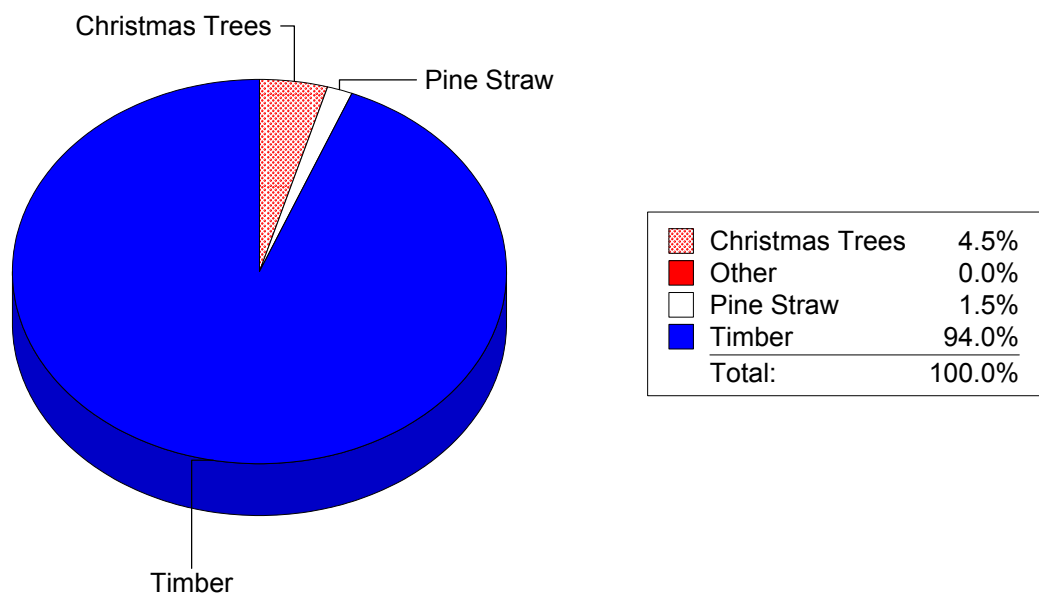
# Forest Products Farm Gate Value

## Congressional District 11

\$ 36,452,306

### 2002 Forestry Products Farm Gate Value

Congressional District 11



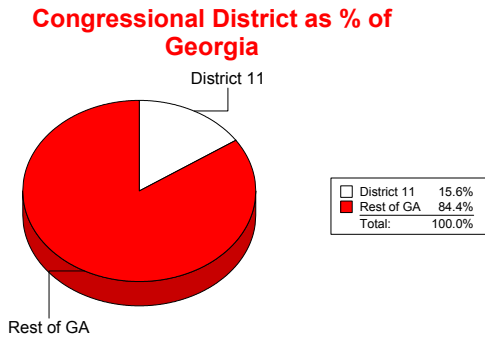
**Christmas Trees**

County	Acres	Harvest Rate	Price	Farm Gate Value
Bartow	100	0.25	\$15,000	\$375,000
Carroll	20	0.25	\$15,000	\$75,000
Chattooga				\$0
Cobb	15	0.25	\$15,000	\$56,250
Coweta	3	0.25	\$15,000	\$11,250
Douglas	5	0.25	\$15,000	\$18,750
Floyd	20	0.25	\$15,000	\$75,000
Haralson	40	0.25	\$15,000	\$150,000
Harris	180	0.25	\$15,000	\$675,000
Heard				\$0
Meriwether	15	0.25	\$15,000	\$56,250
Muscogee				\$0
Paulding	5	0.25	\$15,000	\$18,750
Polk	5	0.25	\$15,000	\$18,750
Talbot				\$0
Troup	10	0.25	\$15,000	\$37,500
Upson	20	0.25	\$15,000	\$75,000
<b>Total</b>	<b>438</b>			<b>\$1,642,500</b>

**Other**

County	Farm Gate Value
Bartow	
Carroll	
Chattooga	
Cobb	
Coweta	
Douglas	
Floyd	
Haralson	
Harris	
Heard	
Meriwether	
Muscogee	
Paulding	
Polk	
Talbot	
Troup	
Upson	
<b>Total</b>	

**State Total: \$10,537,125**



### Pine Straw

County	Acres	Price	Farm Gate Value
<b>Bartow</b>			\$0
<b>Carroll</b>	200	\$45	\$9,000
<b>Chattooga</b>			\$0
<b>Cobb</b>			\$0
<b>Coweta</b>			\$0
<b>Douglas</b>			\$0
<b>Floyd</b>	400	\$45	\$18,000
<b>Haralson</b>	75	\$45	\$3,375
<b>Harris</b>	350	\$45	\$15,750
<b>Heard</b>			\$0
<b>Meriwether</b>	3,000	\$45	\$135,000
<b>Muscogee</b>			\$0
<b>Paulding</b>			\$0
<b>Polk</b>			\$0
<b>Talbot</b>	4,000	\$45	\$180,000
<b>Troup</b>			\$0
<b>Upson</b>	4,000	\$45	\$180,000
<b>Total</b>	<b>12,025</b>		<b>\$541,125</b>

### Timber

County	Farm Gate Value
<b>Bartow</b>	\$2,224,535
<b>Carroll</b>	\$0
<b>Chattooga</b>	\$0
<b>Cobb</b>	\$0
<b>Coweta</b>	\$2,377,852
<b>Douglas</b>	\$160,000
<b>Floyd</b>	\$1,400,851
<b>Haralson</b>	\$2,597,454
<b>Harris</b>	\$2,980,590
<b>Heard</b>	\$2,784,312
<b>Meriwether</b>	\$4,359,022
<b>Muscogee</b>	\$0
<b>Paulding</b>	\$1,275,000
<b>Polk</b>	\$2,301,900
<b>Talbot</b>	\$1,540,000
<b>Troup</b>	\$6,456,000
<b>Upson</b>	\$3,811,165
<b>Total</b>	<b>\$34,268,681</b>

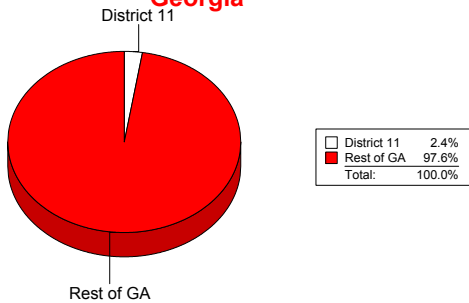
**State Total:**

**\$22,370,165**

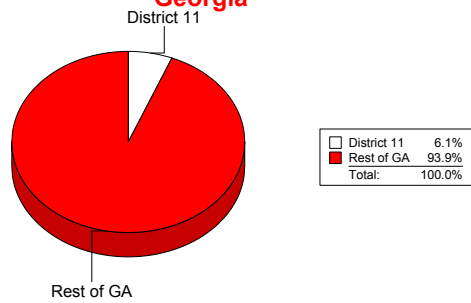
**State Total:**

**\$561,667,326**

**Congressional District as % of Georgia**



**Congressional District as % of Georgia**



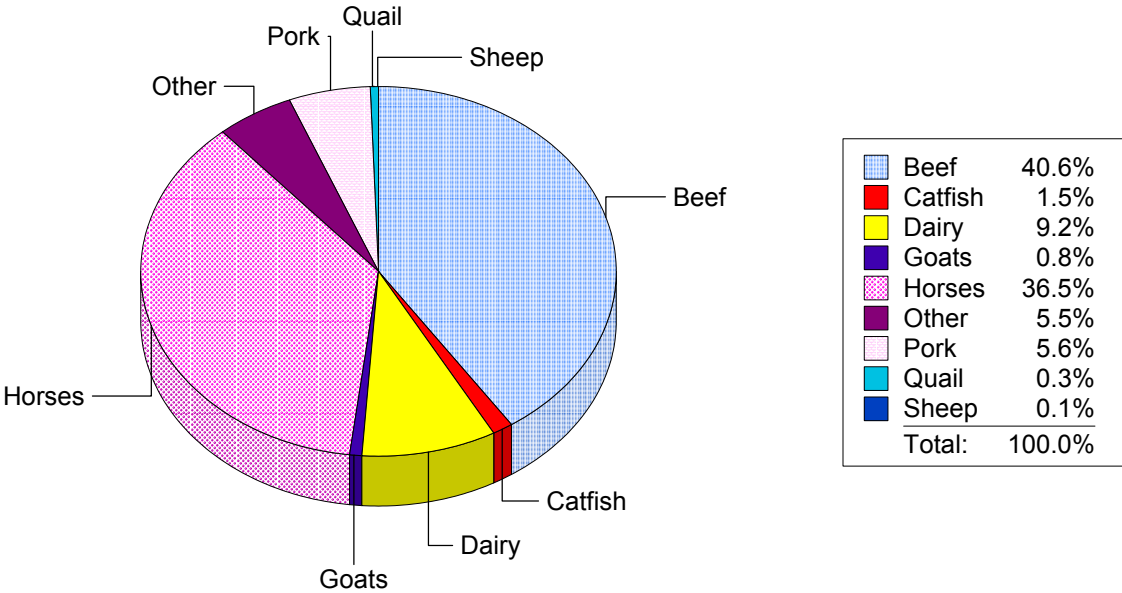
# Livestock and Aquaculture Farm Gate Value

## Congressional District 11

\$ 93,736,414

### 2002 Livestock and Aquaculture Farm Gate Value

#### Congressional District 11



### Beef Cattle Finished Outside Co

County	Head	Prod/ Head	Farm Gate	
			Price	Value
<b>Bartow</b>	200	500	\$0.67	\$67,000
<b>Carroll</b>	1,500	500	\$0.67	\$502,500
<b>Chattooga</b>				\$0
<b>Cobb</b>				\$0
<b>Coweta</b>	40	500	\$0.67	\$13,400
<b>Douglas</b>				\$0
<b>Floyd</b>	250	500	\$0.67	\$83,750
<b>Haralson</b>	250	500	\$0.67	\$83,750
<b>Harris</b>	380	650	\$0.67	\$165,490
<b>Heard</b>				\$0
<b>Meriwether</b>	1,500	500	\$0.67	\$502,500
<b>Muscogee</b>				\$0
<b>Paulding</b>				\$0
<b>Polk</b>	55	500	\$0.67	\$18,425
<b>Talbot</b>				\$0
<b>Troup</b>				\$0
<b>Upson</b>	900	500	\$0.67	\$301,500
<b>Total</b>	<b>5,075</b>			<b>\$1,738,315</b>

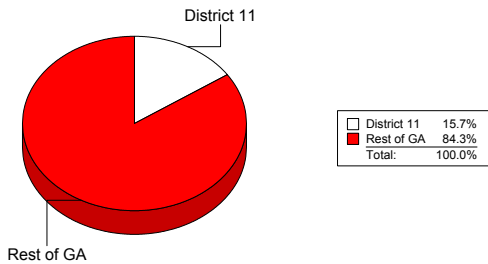
**State Total: \$11,082,470**

### Beef Cows

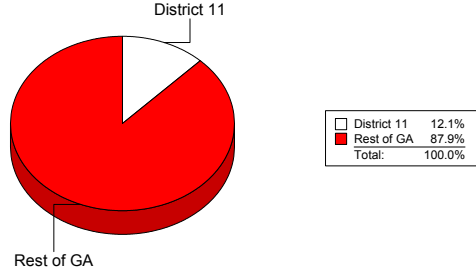
County	Head	Prod/ Head	Farm Gate	
			Price	Value
<b>Bartow</b>	8,500	373.5	\$0.81	\$2,571,548
<b>Carroll</b>	22,000	373.5	\$0.81	\$6,655,770
<b>Chattooga</b>	7,200	373.5	\$0.81	\$2,178,252
<b>Cobb</b>				\$0
<b>Coweta</b>	3,200	373.5	\$0.81	\$968,112
<b>Douglas</b>	1,200	373.5	\$0.81	\$363,042
<b>Floyd</b>	8,200	373.5	\$0.81	\$2,480,787
<b>Haralson</b>	6,000	373.5	\$0.81	\$1,815,210
<b>Harris</b>	3,500	373.5	\$0.81	\$1,058,873
<b>Heard</b>	3,700	373.5	\$0.81	\$1,119,380
<b>Meriwether</b>	10,500	373.5	\$0.81	\$3,176,618
<b>Muscogee</b>	240	373.5	\$0.81	\$72,608
<b>Paulding</b>	3,000	373.5	\$0.81	\$907,605
<b>Polk</b>	4,500	373.5	\$0.81	\$1,361,408
<b>Talbot</b>	6,500	373.5	\$0.81	\$1,966,478
<b>Troup</b>	5,800	373.5	\$0.81	\$1,754,703
<b>Upson</b>	3,000	373.5	\$0.81	\$907,605
<b>Total</b>	<b>97,040</b>			<b>\$29,357,996</b>

**State Total: \$242,784,095**

**Congressional District as % of Georgia**



**Congressional District as % of Georgia**



**Beef Stockers**

County	Head	Prod/ Head	Farm Gate	
			Price	Value
Bartow	8,000	300	\$0.70	\$1,680,000
Carroll	5,000	300	\$0.70	\$1,050,000
Chattooga	3,500	300	\$0.70	\$735,000
Cobb				\$0
Coweta	1,000	300	\$0.70	\$210,000
Douglas				\$0
Floyd	3,000	300	\$0.70	\$630,000
Haralson	800	300	\$0.70	\$168,000
Harris	330	550	\$0.65	\$117,975
Heard	600	300	\$0.70	\$126,000
Meriwether	4,125	300	\$0.70	\$866,250
Muscogee				\$0
Paulding				\$0
Polk	2,900	300	\$0.70	\$609,000
Talbot				\$0
Troup	600	300	\$0.70	\$126,000
Upson	2,900	300	\$0.70	\$609,000
<b>Total</b>	<b>32,755</b>			<b>\$6,927,225</b>

**Catfish**

County	Head	Prod/ Head	Farm Gate	
			Price	Value
Bartow				\$0
Carroll	5	2,150	\$1.15	\$12,363
Chattooga				\$0
Cobb				\$0
Coweta	10	2,150	\$1.15	\$24,725
Douglas				\$0
Floyd	100	4,300	\$1.15	\$494,500
Haralson				\$0
Harris	10	3,300	\$1.15	\$37,950
Heard				\$0
Meriwether	145	1,500	\$1.15	\$250,125
Muscogee				\$0
Paulding	7	2,000	\$1.15	\$16,100
Polk				\$0
Talbot	50	1,000	\$1.15	\$57,500
Troup	12	1,500	\$1.15	\$20,700
Upson	200	2,000	\$1.15	\$460,000
<b>Total</b>	<b>539</b>			<b>\$1,373,963</b>

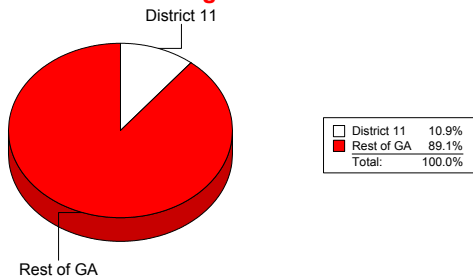
State Total:

\$63,644,445

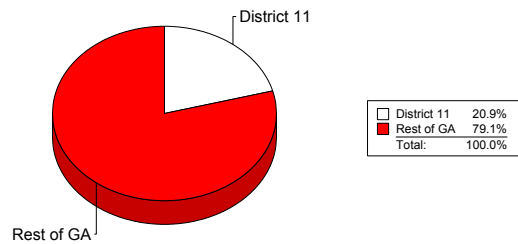
State Total:

\$6,586,589

**Congressional District as % of Georgia**



**Congressional District as % of Georgia**



## Dairy

County	Head	Prod/ Head	Farm Gate	
			Price	Value
<b>Bartow</b>	140	17,000	\$0.15	\$351,050
<b>Carroll</b>	150	17,294	\$0.15	\$382,630
<b>Chattooga</b>	80	8,800	\$0.15	\$103,840
<b>Cobb</b>				\$0
<b>Coweta</b>	400	17,000	\$0.15	\$1,003,000
<b>Douglas</b>				\$0
<b>Floyd</b>	180	19,500	\$0.15	\$517,725
<b>Haralson</b>	100	17,000	\$0.15	\$250,750
<b>Harris</b>				\$0
<b>Heard</b>				\$0
<b>Meriwether</b>	450	12,000	\$0.15	\$826,200
<b>Muscogee</b>				\$0
<b>Paulding</b>	300	17,000	\$0.15	\$752,250
<b>Polk</b>	370	13,000	\$0.15	\$735,930
<b>Talbot</b>	370	14,000	\$0.15	\$792,540
<b>Troup</b>	500	14,500	\$0.15	\$1,069,375
<b>Upson</b>	700	17,294	\$0.15	\$1,852,187
<b>Total</b>	<b>3,740</b>			<b>\$8,637,477</b>

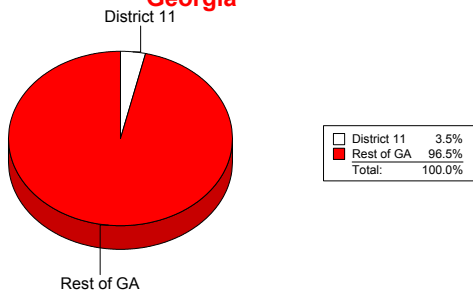
## Goats

County	Head	Prod/ Head	Farm Gate	
			Price	Value
<b>Bartow</b>	1,000	1.25	\$50.00	\$62,500
<b>Carroll</b>	5,200	1.25	\$50.00	\$325,000
<b>Chattooga</b>	400	1.25	\$50.00	\$25,000
<b>Cobb</b>				\$0
<b>Coweta</b>	150	1.25	\$50.00	\$9,375
<b>Douglas</b>				\$0
<b>Floyd</b>	350	1.25	\$50.00	\$21,875
<b>Haralson</b>	300	1.25	\$50.00	\$18,750
<b>Harris</b>	450	1.50	\$50.00	\$33,750
<b>Heard</b>	125	1.25	\$50.00	\$7,813
<b>Meriwether</b>	1,150	1.25	\$50.00	\$71,875
<b>Muscogee</b>				\$0
<b>Paulding</b>	650	1.25	\$50.00	\$40,625
<b>Polk</b>	500	1.25	\$50.00	\$31,250
<b>Talbot</b>	100	1.25	\$50.00	\$6,250
<b>Troup</b>	250	1.25	\$50.00	\$15,625
<b>Upson</b>	800	1.50	\$50.00	\$60,000
<b>Total</b>	<b>11,425</b>			<b>\$729,688</b>

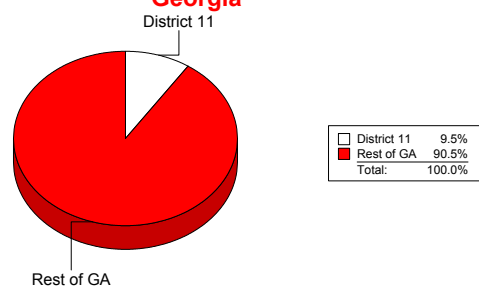
**State Total: \$245,914,009**

**State Total: \$7,687,000**

**Congressional District as % of Georgia**



**Congressional District as % of Georgia**





### Horses - Boarding, training, breeding

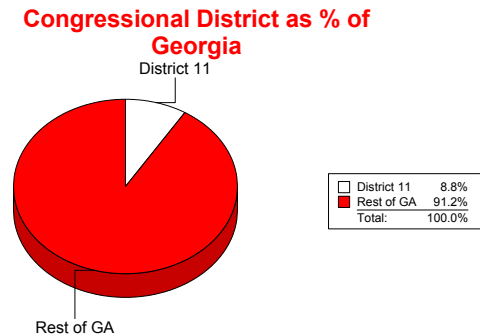
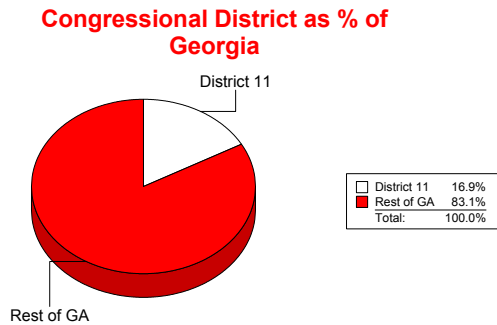
County	Head	Prod/ Head	Price	Farm Gate Value
<b>Bartow</b>	3,500		\$3,000	\$10,500,000
<b>Carroll</b>	600		\$3,000	\$1,800,000
<b>Chattooga</b>	60		\$3,000	\$180,000
<b>Cobb</b>				\$0
<b>Coweta</b>	500		\$3,000	\$1,500,000
<b>Douglas</b>	495		\$3,000	\$1,485,000
<b>Floyd</b>	150		\$3,000	\$450,000
<b>Haralson</b>	125		\$3,000	\$375,000
<b>Harris</b>	310		\$3,000	\$930,000
<b>Heard</b>	50		\$3,000	\$150,000
<b>Meriwether</b>	1,150		\$3,000	\$3,450,000
<b>Muscogee</b>	326		\$3,000	\$978,000
<b>Paulding</b>	600		\$3,000	\$1,800,000
<b>Polk</b>	50		\$3,000	\$150,000
<b>Talbot</b>	150		\$3,000	\$450,000
<b>Troup</b>	350		\$3,000	\$1,050,000
<b>Upson</b>	170		\$3,000	\$510,000
<b>Total</b>	<b>8,586</b>			<b>\$25,758,000</b>

### Horses - Raised

County	Head	Prod/ Head	Price	Farm Gate Value
<b>Bartow</b>	700		\$2,000	\$1,400,000
<b>Carroll</b>	250		\$2,000	\$500,000
<b>Chattooga</b>	900		\$2,000	\$1,800,000
<b>Cobb</b>				\$0
<b>Coweta</b>	250		\$2,000	\$500,000
<b>Douglas</b>	75		\$2,000	\$150,000
<b>Floyd</b>	100		\$2,000	\$200,000
<b>Haralson</b>	50		\$2,000	\$100,000
<b>Harris</b>	350		\$2,000	\$700,000
<b>Heard</b>	100		\$2,000	\$200,000
<b>Meriwether</b>				\$0
<b>Muscogee</b>				\$0
<b>Paulding</b>	400		\$2,000	\$800,000
<b>Polk</b>	900		\$2,000	\$1,800,000
<b>Talbot</b>				\$0
<b>Troup</b>	100		\$2,000	\$200,000
<b>Upson</b>	30		\$2,000	\$60,000
<b>Total</b>	<b>4,205</b>			<b>\$8,410,000</b>

**State Total: \$152,176,000**

**State Total: \$95,398,000**



### Other

County	Head	Prod/ Head	Price	Farm Gate Value
Bartow				
Carroll				
Chattooga				
Cobb				
Coweta				
Douglas				\$90,000
Floyd				
Haralson				
Harris				
Heard				
Meriwether				\$3,160,000
Muscogee				
Paulding				
Polk				\$3,000
Talbot				
Troup				
Upson				\$1,900,000
<b>Total</b>				<b>\$5,153,000</b>

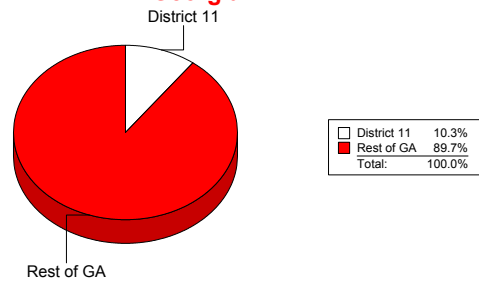
### Pork - Farrow to finish

County	Head	Prod/ Head	Price	Farm Gate Value
Bartow	2,500	3,675	\$0.35	\$3,215,625
Carroll				\$0
Chattooga				\$0
Cobb				\$0
Coweta				\$0
Douglas				\$0
Floyd				\$0
Haralson				\$0
Harris	200	3,675	\$0.35	\$257,250
Heard				\$0
Meriwether	100	3,675	\$0.35	\$128,625
Muscogee				\$0
Paulding				\$0
Polk				\$0
Talbot				\$0
Troup				\$0
Upson				\$0
<b>Total</b>	<b>2,800</b>			<b>\$3,601,500</b>

State Total:

\$34,808,279

**Congressional District as % of Georgia**



### Pork - Feeder pigs

County	Head	Prod/Head	Price	Farm Gate Value
Bartow				\$0
Carroll				\$0
Chattooga				\$0
Cobb				\$0
Coweta				\$0
Douglas				\$0
Floyd	3,500	750	\$0.62	\$1,627,500
Haralson				\$0
Harris				\$0
Heard				\$0
Meriwether				\$0
Muscogee				\$0
Paulding				\$0
Polk				\$0
Talbot				\$0
Troup				\$0
Upson				\$0
<b>Total</b>	<b>3,500</b>			<b>\$1,627,500</b>

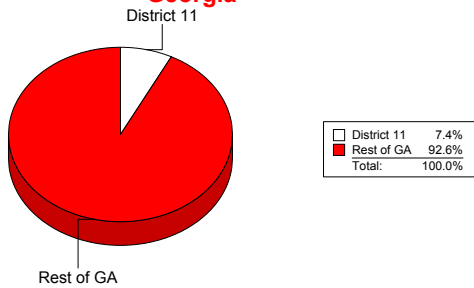
State Total: \$22,064,025

### Pork - Finishing only

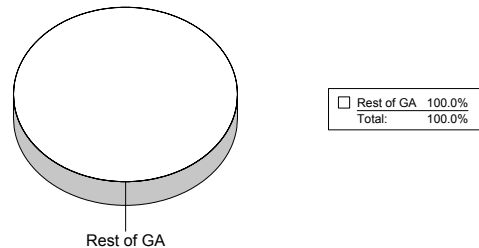
County	# Houses	Head	Prod/Head	Price	Farm Gate Value
Bartow					\$0
Carroll					\$0
Chattooga					\$0
Cobb					\$0
Coweta					\$0
Douglas					\$0
Floyd					\$0
Haralson					\$0
Harris					\$0
Heard					\$0
Meriwether					\$0
Muscogee					\$0
Paulding					\$0
Polk					\$0
Talbot					\$0
Troup					\$0
Upson					\$0
<b>Total</b>					<b>\$0</b>

State Total: \$23,166,466

Congressional District as % of Georgia



Congressional District as % of Georgia



### Quail

County	Head	Prod/Head	Price	Farm Gate Value
Bartow				\$0
Carroll				\$0
Chattooga				\$0
Cobb				\$0
Coweta				\$0
Douglas				\$0
Floyd	100,000		\$2.80	\$280,000
Haralson				\$0
Harris	10,000		\$2.80	\$28,000
Heard				\$0
Meriwether				\$0
Muscogee				\$0
Paulding				\$0
Polk				\$0
Talbot				\$0
Troup				\$0
Upson				\$0
<b>Total</b>	<b>110,000</b>			<b>\$308,000</b>

State Total:

\$9,632,100

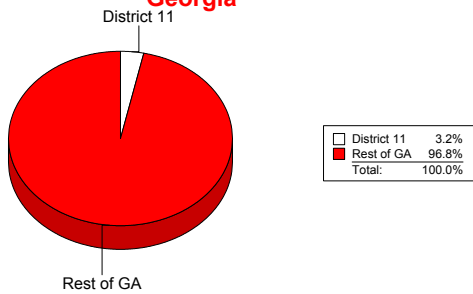
### Sheep

County	Head	Prod/Head	Price	Farm Gate Value
Bartow	100	1.25	\$70.00	\$8,750
Carroll	100	1.25	\$70.00	\$8,750
Chattooga				\$0
Cobb				\$0
Coweta				\$0
Douglas				\$0
Floyd	150	1.25	\$70.00	\$13,125
Haralson				\$0
Harris	210	1.50	\$125.00	\$39,375
Heard	15	1.25	\$70.00	\$1,313
Meriwether	30	1.25	\$70.00	\$2,625
Muscogee				\$0
Paulding	250	1.25	\$70.00	\$21,875
Polk	25	1.25	\$70.00	\$2,188
Talbot				\$0
Troup	60	1.25	\$70.00	\$5,250
Upson	100	1.50	\$70.00	\$10,500
<b>Total</b>	<b>1,040</b>			<b>\$113,750</b>

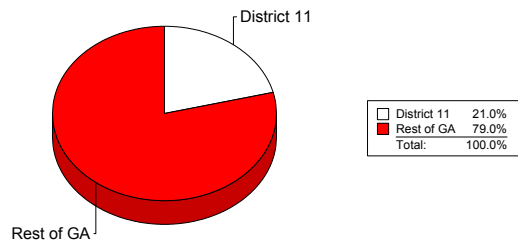
State Total:

\$540,838

Congressional District as % of Georgia



Congressional District as % of Georgia



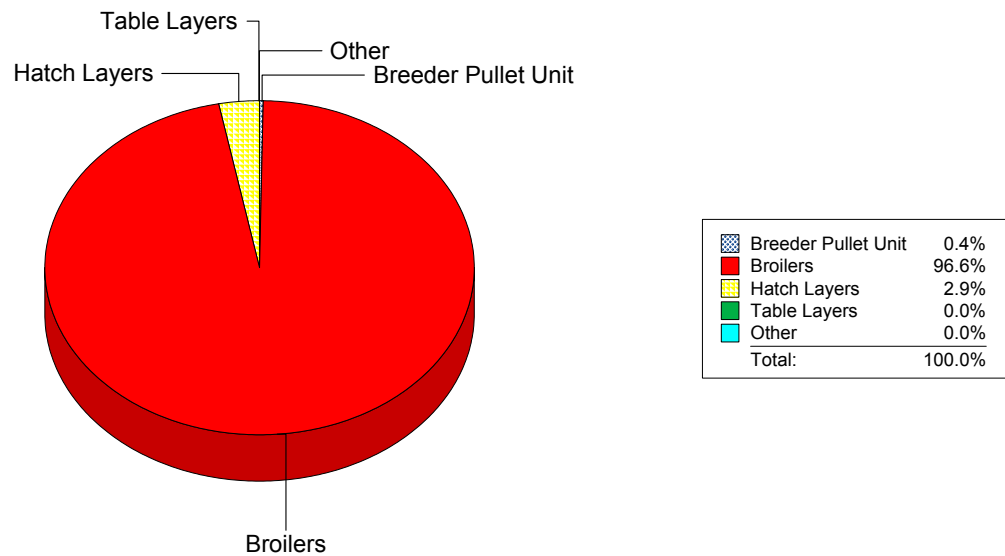
# Poultry and Egg Farm Gate Value

## Congressional District 11

\$ 375,655,125

### 2002 Poultry and Egg Farm Gate Value

Congressional District 11



### Breeder Pullet Unit

County	No. Houses	Capacity	Price	Farm Gate Value
Bartow				\$0
Carroll				\$0
Chattooga	4	12,000	\$12.00	\$576,000
Cobb				\$0
Coweta				\$0
Douglas				\$0
Floyd	2	12,000	\$12.00	\$288,000
Haralson				\$0
Harris				\$0
Heard	4	12,000	\$12.00	\$576,000
Meriwether				\$0
Muscogee				\$0
Paulding				\$0
Polk				\$0
Talbot				\$0
Troup				\$0
Upson				\$0
<b>Total</b>	<b>10</b>			<b>\$1,440,000</b>

State Total:

\$112,677,600

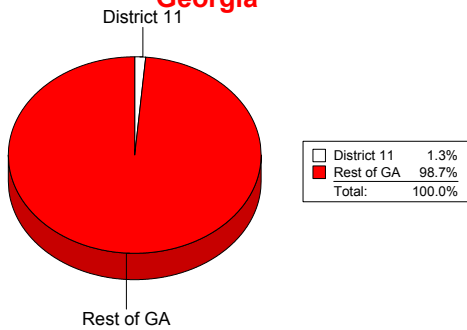
### Hatching Layers

County	No. Houses	Capacity	Price	Farm Gate Value
Bartow	8	10,000	\$29.00	\$2,320,000
Carroll	20	10,000	\$29.00	\$5,800,000
Chattooga				\$0
Cobb				\$0
Coweta				\$0
Douglas				\$0
Floyd				\$0
Haralson				\$0
Harris				\$0
Heard	10	10,000	\$29.00	\$2,900,000
Meriwether				\$0
Muscogee				\$0
Paulding				\$0
Polk				\$0
Talbot				\$0
Troup				\$0
Upson				\$0
<b>Total</b>	<b>38</b>			<b>\$11,020,000</b>

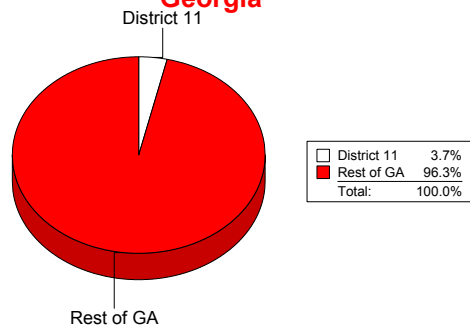
State Total:

\$294,331,070

Congressional District as % of Georgia



Congressional District as % of Georgia



### Table Layers

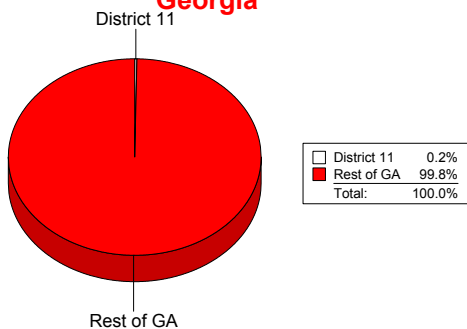
County	No. Houses	Capacity	Price	Farm Gate Value
Bartow				\$0
Carroll				\$0
Chattooga				\$0
Cobb				\$0
Coweta				\$0
Douglas				\$0
Floyd				\$0
Haralson				\$0
Harris	2	10,000	\$9.20	\$184,000
Heard				\$0
Meriwether				\$0
Muscogee				\$0
Paulding				\$0
Polk				\$0
Talbot				\$0
Troup				\$0
Upson				\$0
<b>Total</b>	<b>2</b>			<b>\$184,000</b>

### Other

County	No. Houses	Capacity	Price	Farm Gate Value
Bartow				
Carroll				
Chattooga				
Cobb				
Coweta				
Douglas				
Floyd				\$104,500
Haralson				
Harris				
Heard				
Meriwether				
Muscogee				
Paulding				
Polk				
Talbot				
Troup				
Upson				
<b>Total</b>				<b>\$104,500</b>

**State Total: \$105,584,794**

### Congressional District as % of Georgia



### Broiler - Grower

County	No. Houses	Capacity	Price	Farm Gate Value
Bartow	460	26,000	\$0.05	16,216,612
Carroll	310	26,000	\$0.05	10,928,586
Chattooga	6	26,000	\$0.05	\$215,654
Cobb				\$0
Coweta				\$0
Douglas	2	26,000	\$0.05	\$52,716
Floyd	98	28,000	\$0.05	\$4,058,837
Haralson	90	26,000	\$0.05	\$3,172,815
Harris				\$0
Heard	119	24,000	\$0.05	\$3,948,134
Meriwether				\$0
Muscogee				\$0
Paulding	55	26,000	\$0.05	\$1,938,943
Polk	54	26,000	\$0.05	\$1,903,689
Talbot				\$0
Troup				\$0
Upson	60	26,000	\$0.05	\$2,115,210
<b>Total</b>	<b>1,254</b>			<b>\$44,551,197</b>

State Total:

\$394,473,388

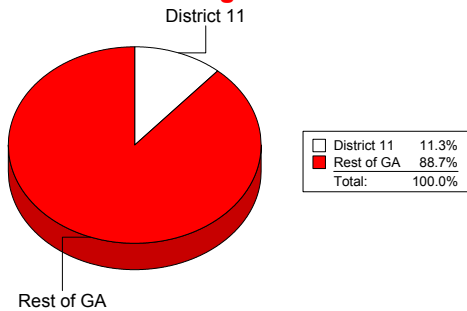
### Broiler - Integrator

County	No. Houses	Capacity	Price	Farm Gate Value
Bartow	460	26,000	\$0.34	15,881,205
Carroll	310	26,000	\$0.34	78,093,856
Chattooga	6	26,000	\$0.34	\$1,541,030
Cobb				\$0
Coweta				\$0
Douglas	2	26,000	\$0.34	\$376,696
Floyd	98	28,000	\$0.34	29,003,773
Haralson	90	26,000	\$0.34	22,672,410
Harris				\$0
Heard	119	24,000	\$0.34	28,212,710
Meriwether				\$0
Muscogee				\$0
Paulding	55	26,000	\$0.34	13,855,362
Polk	54	26,000	\$0.34	13,603,446
Talbot				\$0
Troup				\$0
Upson	60	26,000	\$0.34	15,114,940
<b>Total</b>	<b>1,254</b>			<b>\$318,355,428</b>

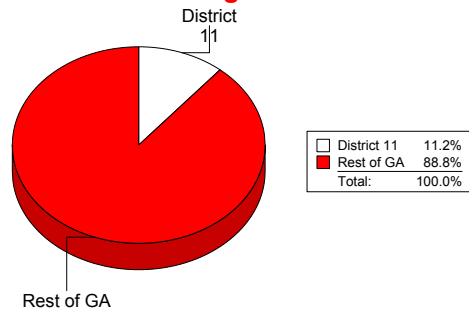
State Total:

\$2,832,935,275

Congressional District as % of Georgia



Congressional District as % of Georgia





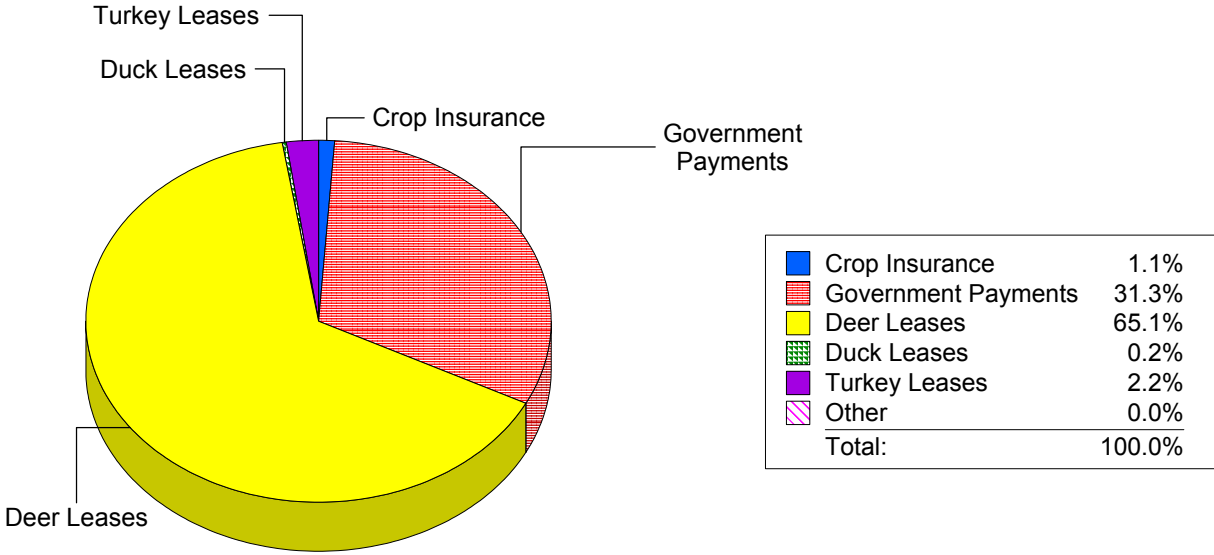
# Other Farm Gate Value

## Congressional District 11

\$ 12,760,534

### 2002 Other Farm Gate Value

#### Congressional District 11



## Crop Insurance

County	Farm Gate Value
Bartow	\$3,190
Carroll	\$0
Chattooga	\$44,372
Cobb	\$0
Coweta	\$0
Douglas	\$0
Floyd	\$46,622
Haralson	\$0
Harris	\$0
Heard	\$0
Meriwether	\$38,087
Muscogee	\$0
Paulding	\$0
Polk	\$11,790
Talbot	\$0
Troup	\$0
Upson	\$0
<b>Total</b>	<b>\$144,061</b>

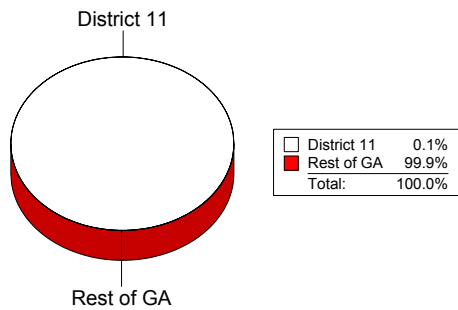
**State Total:** \$112,683,572

## Government Payments

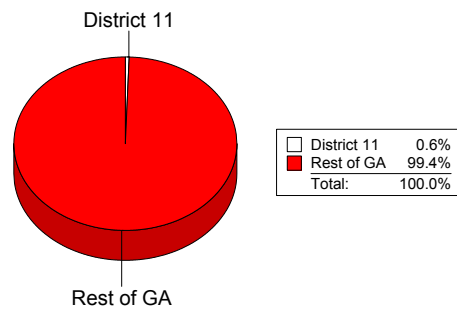
County	Farm Gate Value
Bartow	\$0
Carroll	\$1,492,303
Chattooga	\$285,516
Cobb	\$0
Coweta	\$0
Douglas	\$0
Floyd	\$1,151,447
Haralson	\$211,263
Harris	\$60,689
Heard	\$102,960
Meriwether	\$306,887
Muscogee	\$0
Paulding	\$17,810
Polk	\$30,000
Talbot	\$0
Troup	\$125,000
Upson	\$211,448
<b>Total</b>	<b>\$3,995,323</b>

**State Total:** \$672,687,500

**Congressional District as % of Georgia**



**Congressional District as % of Georgia**



### Hunting Leases - Deer

County	Acres	Price	Farm Gate Value
<b>Bartow</b>	40,000	\$8.00	\$320,000
<b>Carroll</b>	20,000	\$8.00	\$160,000
<b>Chattooga</b>	4,000	\$8.00	\$32,000
<b>Cobb</b>			\$0
<b>Coweta</b>	12,000	\$8.00	\$96,000
<b>Douglas</b>	3,000	\$8.00	\$24,000
<b>Floyd</b>	120,000	\$8.00	\$960,000
<b>Haralson</b>	25,000	\$8.00	\$200,000
<b>Harris</b>	66,000	\$15.00	\$990,000
<b>Heard</b>	70,000	\$8.00	\$560,000
<b>Meriwether</b>	151,000	\$8.00	\$1,208,000
<b>Muscogee</b>			\$0
<b>Paulding</b>	10,000	\$8.00	\$80,000
<b>Polk</b>	25,000	\$8.00	\$200,000
<b>Talbot</b>	280,000	\$8.00	\$2,240,000
<b>Troup</b>	125,000	\$8.00	\$1,000,000
<b>Upson</b>	30,000	\$8.00	\$240,000
<b>Total</b>	<b>981,000</b>		<b>\$8,310,000</b>

State Total:

\$73,295,452

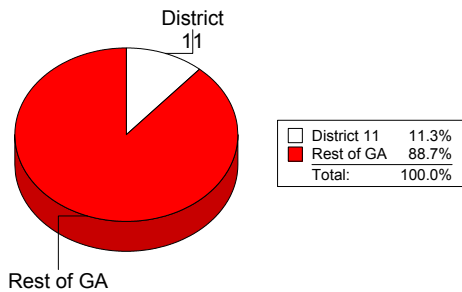
### Hunting Leases - Duck

County	Acres	Price	Farm Gate Value
<b>Bartow</b>			\$0
<b>Carroll</b>			\$0
<b>Chattooga</b>			\$0
<b>Cobb</b>			\$0
<b>Coweta</b>	10	\$50.00	\$500
<b>Douglas</b>			\$0
<b>Floyd</b>			\$0
<b>Haralson</b>			\$0
<b>Harris</b>			\$0
<b>Heard</b>			\$0
<b>Meriwether</b>	225	\$50.00	\$11,250
<b>Muscogee</b>			\$0
<b>Paulding</b>			\$0
<b>Polk</b>			\$0
<b>Talbot</b>	100	\$50.00	\$5,000
<b>Troup</b>	200	\$50.00	\$10,000
<b>Upson</b>			\$0
<b>Total</b>	<b>535</b>		<b>\$26,750</b>

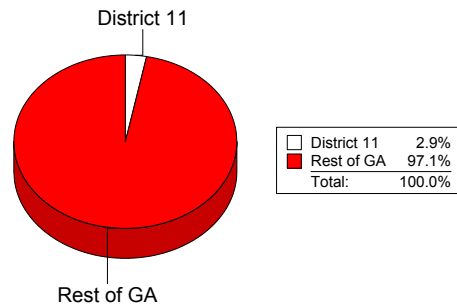
State Total:

\$913,130

**Congressional District as % of Georgia**



**Congressional District as % of Georgia**



### Hunting Leases - Turkey

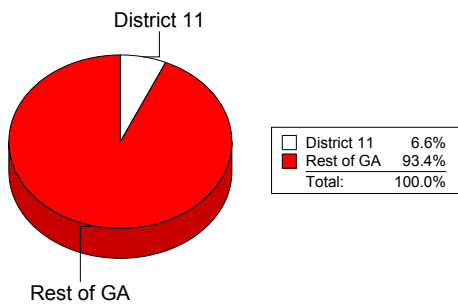
County	Acres	Price	Farm Gate Value
Bartow			\$0
Carroll			\$0
Chattooga	1,500	\$2.00	\$3,000
Cobb			\$0
Coweta	4,000	\$2.00	\$8,000
Douglas			\$0
Floyd			\$0
Haralson			\$0
Harris	15,000	\$5.00	\$75,000
Heard	45,000	\$2.00	\$90,000
Meriwether	50,500	\$2.00	\$101,000
Muscogee			\$0
Paulding	600	\$2.00	\$1,200
Polk			\$0
Talbot	100	\$2.00	\$200
Troup	2,000	\$2.00	\$4,000
Upson	1,000	\$2.00	\$2,000
<b>Total</b>	<b>119,700</b>		<b>\$284,400</b>

### Other

County	Acres	Farm Gate Value
Bartow		
Carroll		
Chattooga		
Cobb		
Coweta		
Douglas		
Floyd		
Haralson		
Harris		
Heard		
Meriwether		
Muscogee		
Paulding		
Polk		
Talbot		
Troup		
Upson		
<b>Total</b>		

State Total: \$4,322,936

### Congressional District as % of Georgia



# Center for Agribusiness and Economic Development



The Center for Agribusiness and Economic Development is a unit of the College of Agricultural and Environmental Sciences of the University of Georgia, combining the missions of research and extension. The Center has among its objectives:

- < To provide feasibility and other short term studies for current or potential Georgia agribusiness firms and/or emerging food and fiber industries.
- < To provide agricultural, natural resource, and demographic data for private and public decision makers.

To find out more, visit our Web site at: <http://www.agecon.uga.edu/~caed/>

Or contact:

John McKissick, Coordinator  
Center for Agribusiness and Economic Development  
Lumpkin House  
The University of Georgia  
Athens, Georgia 30602-7509  
Phone (706)542-0760  
[caed@agecon.uga.edu](mailto:caed@agecon.uga.edu)

The University of Georgia and Fort Valley State University, and the U.S. Department of Agriculture and counties of the state cooperating. The Cooperative Extension Service offers educational programs, assistance and materials to all people without regard to race, color, national origin, age, sex or disability.

An equal opportunity/affirmative action organization committed to a diverse work force.

---

**July, 2003**

---

Issued in furtherance of Cooperation Extension Acts of May 8 and June 30, 1914, the University of Georgia College of Agricultural and Environmental Sciences, and the U.S. Department of Agriculture Cooperating.

Gale Buchanan, Dean and Director