



The University of Georgia

Center for Agribusiness and Economic Development

College of Agricultural and Environmental Sciences

**U. S. Congressional District 10
2002 Farm Gate Value Report**

**Sue Boatright, Erin Bergstrom, and John McKissick
Center for Agribusiness and Economic Development**

July, 2003



TABLE OF CONTENTS

| | |
|-------------------------------------|--------------|
| DISTRICT SUMMARY | 1 |
| TOTAL FARM GATE VALUE | 2 |
| ROW & FORAGE CROPS | 3-10 |
| Barley | 4 |
| Corn | 4 |
| Cotton | 5 |
| Hay | 5 |
| Oats | 6 |
| Other | 6 |
| Peanuts | 7 |
| Rye | 7 |
| Silage | 8 |
| Sorghum | 8 |
| Soybeans | 9 |
| Straw | 9 |
| Tobacco | 10 |
| Wheat | 10 |
| FRUITS & NUTS | 11-15 |
| Apples | 12 |
| Blueberries | 12 |
| Grapes | 13 |
| Other | 13 |
| Peaches | 14 |
| Pecans | 14 |
| Strawberries | 15 |
| VEGETABLES | 16-34 |
| Banana Peppers | 17 |
| Bell Peppers | 17 |
| Broccoli | 18 |
| Cabbage | 18 |
| Cantaloupe | 19 |
| Carrots | 19 |
| Collards | 20 |
| Cucumbers | 20 |
| Eggplant | 21 |
| English Peas | 21 |
| Green House | 22 |
| Green Onions | 22 |
| Hot Peppers | 23 |
| Irish Potatoes | 23 |
| Kale | 24 |
| Lettuce | 24 |
| Lima Beans | 25 |
| Mustard | 25 |
| Okra | 26 |
| Onions | 26 |
| Other | 27 |
| Pole Beans | 27 |
| Pumpkin | 28 |
| Snap Beans | 28 |
| Southern Peas | 29 |
| Spinach | 29 |
| Sweet Corn | 30 |
| Sweet Potatoes | 30 |

TABLE OF CONTENTS

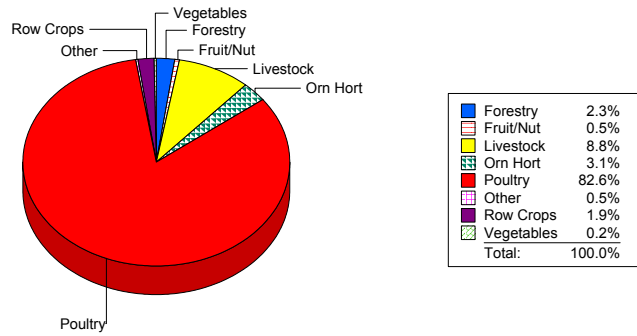
| | |
|--|--------------|
| Tomato | 31 |
| Turnip Greens | 31 |
| Turnip Roots | 32 |
| Watermelon | 32 |
| Winter Squash | 33 |
| Yellow Squash | 33 |
| Zucchini | 34 |
| ORNAMENTAL HORTICULTURE | 35-38 |
| Container Nursery | 36 |
| Field Nursery | 36 |
| Greenhouse | 37 |
| Other | 37 |
| Turfgrass | 38 |
| FORESTRY & PRODUCTS | 39-41 |
| Christmas Trees | 40 |
| Other | 40 |
| Pine Straw | 41 |
| Timber | 41 |
| LIVESTOCK & AQUACULTURE | 42-49 |
| Beef Cattle Finished Outside County | 43 |
| Beef Cows | 43 |
| Beef Stockers | 44 |
| Catfish | 44 |
| Dairy | 45 |
| Goats | 45 |
| Horses Boarding, Breeding & Training | 46 |
| Horses Raised | 46 |
| Other | 47 |
| Pork Farrow to Finish | 47 |
| Pork Feeder | 48 |
| Pork Finishing | 48 |
| Quail | 49 |
| Sheep | 49 |
| POULTRY & EGGS | 50-53 |
| Breeder Pullet Units | 51 |
| Hatching Layers | 51 |
| Table Layers | 52 |
| Other | 52 |
| Broiler Grower | 53 |
| Broiler Integrator | 53 |
| OTHER INCOME | 54-57 |
| Crop Insurance | 55 |
| Government Payments | 55 |
| Hunting Leases Deer | 56 |
| Hunting Leases Duck | 56 |
| Hunting Leases Turkey | 57 |
| Other | 57 |

Congressional District 10 2002 Farm Gate Summary

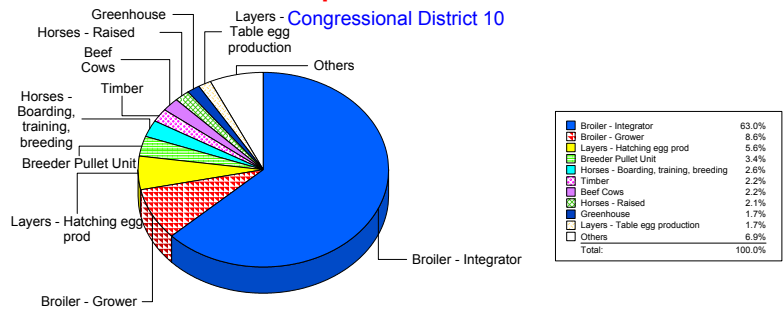
| <u>County</u> | <u>Total Farm Gate Value</u> |
|---------------|------------------------------|
| Catoosa | \$42,954,776 |
| Dade | \$20,815,730 |
| Dawson | \$55,175,048 |
| Fannin | \$22,357,430 |
| Forsyth | \$67,112,861 |
| Gilmer | \$187,020,050 |
| Gordon | \$165,274,966 |
| Gwinnett | \$26,448,145 |
| Hall | \$229,093,720 |
| Murray | \$40,418,482 |
| Pickens | \$51,064,786 |
| Rockdale | \$18,850,890 |
| Walker | \$44,837,732 |
| Walton | \$33,713,941 |
| Whitfield | \$48,731,550 |

Total: \$1,053,870,106

2002 Farm Gate Value by Category



2002 Top Ten Commodities



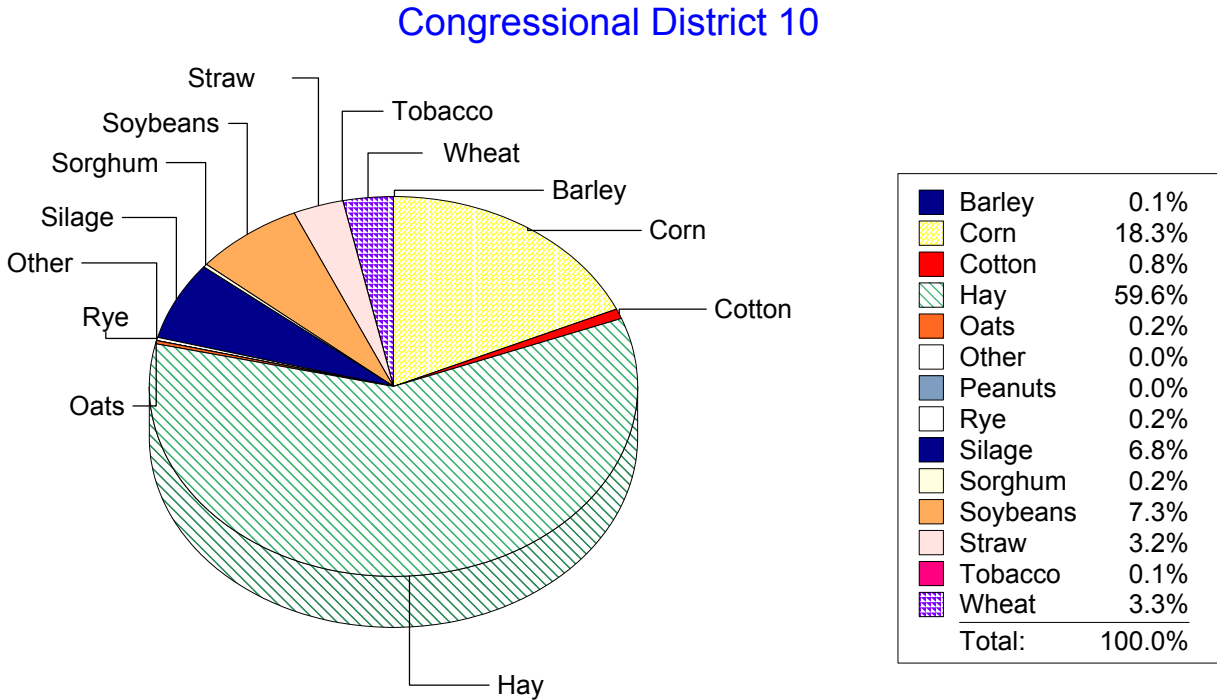
Total Farm Gate Value 2002

| | Forestry and Related Products | Fruits and Nuts | Livestock and Aquaculture | Ornamental Horticulture | Other | Poultry and Eggs | Row and Forage Crops | Vegetables | Total |
|------------------|-------------------------------|--------------------|---------------------------|-------------------------|--------------------|----------------------|----------------------|--------------------|------------------------|
| Catoosa | \$324,934 | \$0 | \$4,390,780 | \$1,070,664 | \$202,768 | \$36,485,198 | \$266,950 | \$213,483 | \$42,954,776 |
| Dade | \$1,500,000 | \$14,800 | \$2,890,498 | \$482,000 | \$121,228 | \$14,557,906 | \$865,015 | \$384,284 | \$20,815,730 |
| Dawson | \$2,576,370 | \$15,200 | \$4,184,612 | \$240,000 | \$126,658 | \$46,692,168 | \$430,040 | \$910,000 | \$55,175,048 |
| Fannin | \$47,480 | \$2,244,425 | \$1,550,658 | \$535,000 | \$223,036 | \$17,277,105 | \$270,501 | \$209,225 | \$22,357,430 |
| Forsyth | \$61,558 | \$0 | \$3,525,210 | \$2,439,871 | \$162,369 | \$60,579,478 | \$344,375 | \$0 | \$67,112,861 |
| Gilmer | \$8,877,735 | \$2,313,900 | \$5,393,506 | \$729,800 | \$431,462 | \$167,738,672 | \$1,415,000 | \$119,975 | \$187,020,050 |
| Gordon | \$2,018,441 | \$3,578 | \$7,889,606 | \$1,715,112 | \$646,353 | \$149,737,081 | \$3,255,580 | \$9,216 | \$165,274,966 |
| Gwinnett | \$225,000 | \$169,325 | \$12,195,123 | \$9,053,860 | \$125,125 | \$4,391,712 | \$288,000 | \$0 | \$26,448,145 |
| Hall | \$316,890 | \$243,741 | \$10,690,551 | \$1,053,034 | \$814,509 | \$213,828,116 | \$1,956,035 | \$190,845 | \$229,093,720 |
| Murray | \$2,478,250 | \$13,800 | \$1,426,700 | \$653,415 | \$487,073 | \$32,990,640 | \$2,339,729 | \$28,875 | \$40,418,482 |
| Pickens | \$811,250 | \$12,600 | \$2,275,670 | \$769,600 | \$80,000 | \$45,938,100 | \$1,069,488 | \$108,078 | \$51,064,786 |
| Rockdale | \$457,500 | \$325,950 | \$13,542,870 | \$4,396,600 | \$10,400 | \$0 | \$45,470 | \$72,100 | \$18,850,890 |
| Walker | \$863,910 | \$92,375 | \$7,491,851 | \$997,110 | \$726,573 | \$31,454,763 | \$3,139,895 | \$71,255 | \$44,837,732 |
| Walton | \$2,317,000 | \$40,838 | \$4,189,971 | \$5,844,000 | \$581,327 | \$17,051,039 | \$3,577,608 | \$112,160 | \$33,713,941 |
| Whitfield | \$1,687,500 | \$45,000 | \$11,496,542 | \$2,597,435 | \$446,790 | \$32,140,608 | \$317,675 | \$0 | \$48,731,550 |
| Total | \$24,563,818 | \$5,535,531 | \$93,134,144 | \$32,577,501 | \$5,185,671 | \$870,862,586 | \$19,581,360 | \$2,429,495 | \$1,053,870,106 |

Row and Forage Farm Gate Value

Congressional District 10

\$ 19,581,360



Barley

| County | Acres | Yield | Price | Farm Gate Value |
|--------------|------------|-------|--------|-----------------|
| Catoosa | | | | \$0 |
| Dade | | | | \$0 |
| Dawson | | | | \$0 |
| Fannin | | | | \$0 |
| Forsyth | | | | \$0 |
| Gilmer | | | | \$0 |
| Gordon | | | | \$0 |
| Gwinnett | | | | \$0 |
| Hall | | | | \$0 |
| Murray | | | | \$0 |
| Pickens | | | | \$0 |
| Rockdale | | | | \$0 |
| Walker | 100 | 65 | \$2.75 | \$17,875 |
| Walton | 75 | 40 | \$2.75 | \$8,250 |
| Whitfield | | | | \$0 |
| Total | 175 | | | \$26,125 |

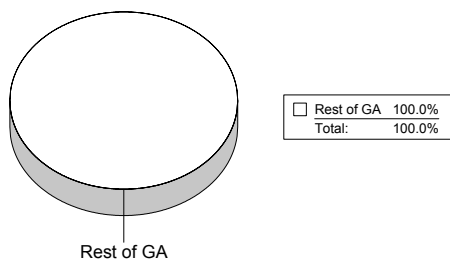
State Total: \$149,097

Corn

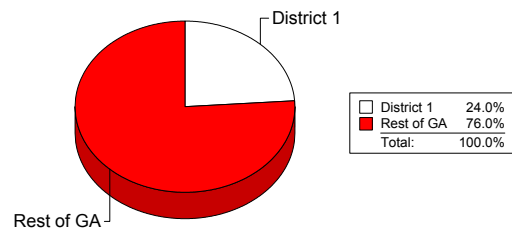
| County | Acres | Yield | Price | Farm Gate Value |
|--------------|---------------|-------|--------|--------------------|
| Catoosa | 75 | 40 | \$2.65 | \$7,950 |
| Dade | 100 | 95 | \$2.65 | \$25,175 |
| Dawson | 1,000 | 100 | \$2.65 | \$265,000 |
| Fannin | 650 | 100 | \$2.65 | \$172,250 |
| Forsyth | 125 | 100 | \$2.65 | \$33,125 |
| Gilmer | 450 | 120 | \$3.25 | \$175,500 |
| Gordon | 4,800 | 132 | \$2.65 | \$1,679,040 |
| Gwinnett | | | | \$0 |
| Hall | 175 | 100 | \$2.65 | \$46,375 |
| Murray | 1,941 | 105 | \$2.65 | \$540,083 |
| Pickens | 514 | 98 | \$4.00 | \$201,488 |
| Rockdale | | | | \$0 |
| Walker | 900 | 130 | \$2.65 | \$310,050 |
| Walton | 275 | 50 | \$2.65 | \$36,438 |
| Whitfield | 500 | 65 | \$2.65 | \$86,125 |
| Total | 11,505 | | | \$3,578,599 |

State Total: \$99,558,668

Congressional District as % of Georgia



Congressional District as % of Georgia



Cotton

| County | Acres | Yield | Price | Farm Gate Value |
|--------------|------------|-------|--------|------------------|
| Catoosa | | | | \$0 |
| Dade | | | | \$0 |
| Dawson | | | | \$0 |
| Fannin | | | | \$0 |
| Forsyth | | | | \$0 |
| Gilmer | | | | \$0 |
| Gordon | | | | \$0 |
| Gwinnett | | | | \$0 |
| Hall | | | | \$0 |
| Murray | | | | \$0 |
| Pickens | | | | \$0 |
| Rockdale | | | | \$0 |
| Walker | | | | \$0 |
| Walton | 500 | 500 | \$0.60 | \$150,000 |
| Whitfield | | | | \$0 |
| Total | 500 | | | \$150,000 |

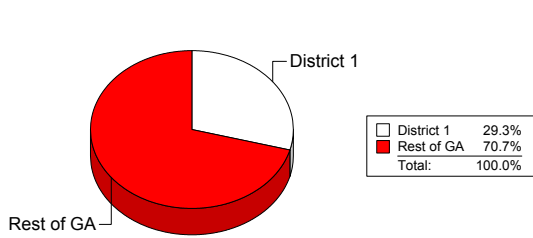
Hay

| County | Acres | Yield | Price | Farm Gate Value |
|--------------|---------------|-------|---------|---------------------|
| Catoosa | 800 | 2.0 | \$60.00 | \$84,000 |
| Dade | 5,000 | 3.0 | \$60.00 | \$825,000 |
| Dawson | 850 | 3.0 | \$60.00 | \$153,000 |
| Fannin | 400 | 3.0 | \$60.00 | \$60,000 |
| Forsyth | 1,500 | 2.0 | \$60.00 | \$180,000 |
| Gilmer | 6,000 | 3.0 | \$60.00 | \$1,080,000 |
| Gordon | 3,600 | 3.0 | \$60.00 | \$604,800 |
| Gwinnett | 2,000 | 2.0 | \$60.00 | \$288,000 |
| Hall | 7,200 | 3.0 | \$60.00 | \$1,296,000 |
| Murray | 14,200 | 2.0 | \$60.00 | \$1,448,400 |
| Pickens | 3,300 | 4.0 | \$60.00 | \$792,000 |
| Rockdale | 125 | 3.0 | \$60.00 | \$19,500 |
| Walker | 8,500 | 3.0 | \$60.00 | \$1,530,000 |
| Walton | 15,000 | 4.0 | \$60.00 | \$3,150,000 |
| Whitfield | 1,000 | 3.0 | \$60.00 | \$150,000 |
| Total | 69,475 | | | \$11,660,700 |

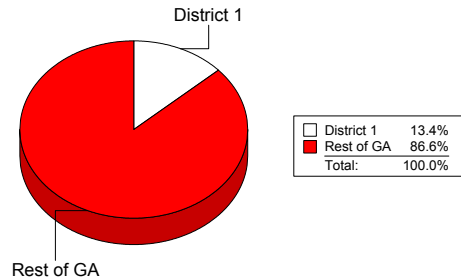
State Total: \$501,727,753

State Total: \$129,412,928

Congressional District as % of Georgia



Congressional District as % of Georgia



Oats

| County | Acres | Yield | Price | Farm Gate Value |
|--------------|------------|-------|--------|-----------------|
| Catoosa | | | | \$0 |
| Dade | | | | \$0 |
| Dawson | | | | \$0 |
| Fannin | | | | \$0 |
| Forsyth | | | | \$0 |
| Gilmer | | | | \$0 |
| Gordon | | | | \$0 |
| Gwinnett | | | | \$0 |
| Hall | 120 | 65 | \$2.20 | \$17,160 |
| Murray | | | | \$0 |
| Pickens | | | | \$0 |
| Rockdale | 88 | 60 | \$2.20 | \$11,616 |
| Walker | | | | \$0 |
| Walton | 100 | 45 | \$2.20 | \$9,900 |
| Whitfield | | | | \$0 |
| Total | 308 | | | \$38,676 |

State Total:

\$10,574,566

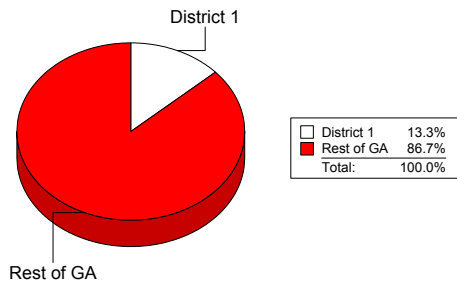
Other

| County | Farm Gate Value |
|--------------|-----------------|
| Catoosa | |
| Dade | |
| Dawson | |
| Fannin | |
| Forsyth | |
| Gilmer | \$4,500 |
| Gordon | |
| Gwinnett | |
| Hall | |
| Murray | |
| Pickens | |
| Rockdale | |
| Walker | |
| Walton | |
| Whitfield | |
| Total | \$4,500 |

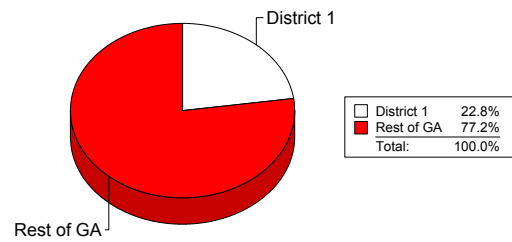
State Total:

\$98,635,112

Congressional District as % of Georgia



Congressional District as % of Georgia



Peanuts

| County | Acres | Yield | Price | Farm Gate Value |
|--------------|-------|-------|-------|-----------------|
| Catoosa | | | | \$0 |
| Dade | | | | \$0 |
| Dawson | | | | \$0 |
| Fannin | | | | \$0 |
| Forsyth | | | | \$0 |
| Gilmer | | | | \$0 |
| Gordon | | | | \$0 |
| Gwinnett | | | | \$0 |
| Hall | | | | \$0 |
| Murray | | | | \$0 |
| Pickens | | | | \$0 |
| Rockdale | | | | \$0 |
| Walker | | | | \$0 |
| Walton | | | | \$0 |
| Whitfield | | | | \$0 |
| Total | | | | |

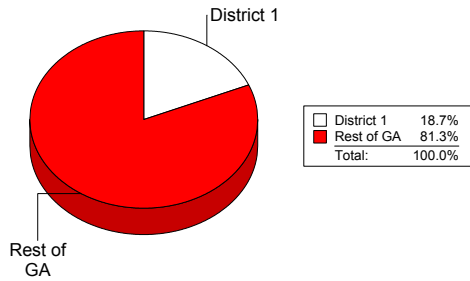
State Total: \$232,193,157

Rye

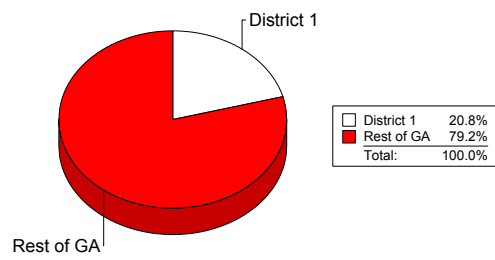
| County | Acres | Yield | Price | Farm Gate Value |
|--------------|------------|-------|---------|-----------------|
| Catoosa | | | | \$0 |
| Dade | | | | \$0 |
| Dawson | | | | \$0 |
| Fannin | | | | \$0 |
| Forsyth | | | | \$0 |
| Gilmer | | | | \$0 |
| Gordon | | | | \$0 |
| Gwinnett | | | | \$0 |
| Hall | 60 | 30 | \$10.00 | \$18,000 |
| Murray | | | | \$0 |
| Pickens | | | | \$0 |
| Rockdale | 44 | 16 | \$10.00 | \$7,040 |
| Walker | | | | \$0 |
| Walton | 75 | 30 | \$10.00 | \$22,500 |
| Whitfield | | | | \$0 |
| Total | 179 | | | \$47,540 |

State Total: \$23,553,092

Congressional District as % of Georgia



Congressional District as % of Georgia



Silage

| County | Acres | Yield | Price | Farm Gate Value |
|--------------|--------------|-------|---------|--------------------|
| Catoosa | 400 | 13.0 | \$35.00 | \$175,000 |
| Dade | | | | \$0 |
| Dawson | | | | \$0 |
| Fannin | 20 | 11.0 | \$35.00 | \$7,700 |
| Forsyth | 250 | 15.0 | \$35.00 | \$131,250 |
| Gilmer | 200 | 15.0 | \$35.00 | \$105,000 |
| Gordon | 160 | 14.0 | \$35.00 | \$78,400 |
| Gwinnett | | | | \$0 |
| Hall | 1,000 | 15.0 | \$30.00 | \$450,000 |
| Murray | | | | \$0 |
| Pickens | | | | \$0 |
| Rockdale | | | | \$0 |
| Walker | 600 | 18.0 | \$35.00 | \$378,000 |
| Walton | | | | \$0 |
| Whitfield | | | | \$0 |
| Total | 2,630 | | | \$1,325,350 |

State Total:

\$36,025,295

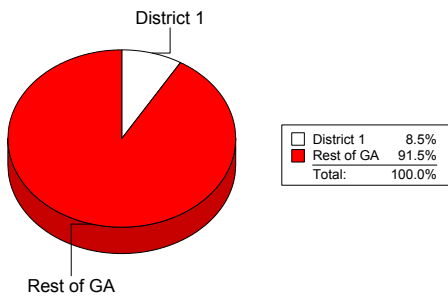
Sorghum

| County | Acres | Yield | Price | Farm Gate Value |
|--------------|------------|-------|--------|-----------------|
| Catoosa | | | | \$0 |
| Dade | | | | \$0 |
| Dawson | | | | \$0 |
| Fannin | | | | \$0 |
| Forsyth | | | | \$0 |
| Gilmer | | | | \$0 |
| Gordon | 260 | 40 | \$2.30 | \$23,920 |
| Gwinnett | | | | \$0 |
| Hall | | | | \$0 |
| Murray | | | | \$0 |
| Pickens | | | | \$0 |
| Rockdale | 15 | 43 | \$2.30 | \$1,484 |
| Walker | | | | \$0 |
| Walton | 200 | 12 | \$2.30 | \$5,520 |
| Whitfield | | | | \$0 |
| Total | 475 | | | \$30,924 |

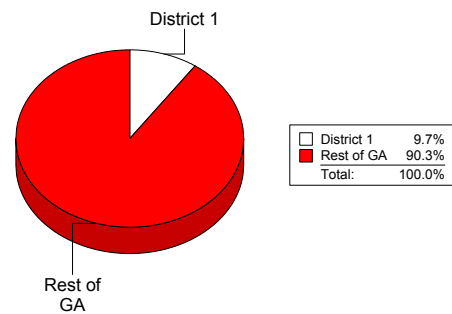
State Total:

\$4,336,179

Congressional District as % of Georgia



Congressional District as % of Georgia



Soybeans

| County | Acres | Yield | Price | Farm Gate Value |
|------------------|--------------|-------|--------|--------------------|
| Catoosa | | | | \$0 |
| Dade | 100 | 28 | \$5.30 | \$14,840 |
| Dawson | 30 | 60 | \$5.30 | \$9,540 |
| Fannin | 50 | 18 | \$5.30 | \$4,770 |
| Forsyth | | | | \$0 |
| Gilmer | | | | \$0 |
| Gordon | 5,500 | 26 | \$5.30 | \$757,900 |
| Gwinnett | | | | \$0 |
| Hall | | | | \$0 |
| Murray | 1,990 | 27 | \$5.30 | \$284,769 |
| Pickens | | | | \$0 |
| Rockdale | 50 | 22 | \$5.30 | \$5,830 |
| Walker | 1,300 | 38 | \$5.30 | \$261,820 |
| Walton | 400 | 15 | \$5.30 | \$31,800 |
| Whitfield | 500 | 25 | \$5.30 | \$66,250 |
| Total | 9,920 | | | \$1,437,519 |

State Total:

\$19,980,989

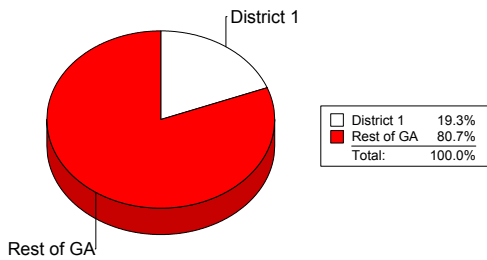
Straw

| County | Acres | Yield | Price | Farm Gate Value |
|------------------|--------------|-------|--------|------------------|
| Catoosa | | | | \$0 |
| Dade | | | | \$0 |
| Dawson | 25 | 50 | \$2.00 | \$2,500 |
| Fannin | 10 | 50 | \$2.00 | \$1,000 |
| Forsyth | | | | \$0 |
| Gilmer | 250 | 100 | \$2.00 | \$50,000 |
| Gordon | | | | \$0 |
| Gwinnett | | | | \$0 |
| Hall | 400 | 25 | \$2.00 | \$20,000 |
| Murray | | | | \$0 |
| Pickens | 152 | 250 | \$2.00 | \$76,000 |
| Rockdale | | | | \$0 |
| Walker | 1,500 | 125 | \$2.50 | \$468,750 |
| Walton | | | | \$0 |
| Whitfield | | | | \$0 |
| Total | 2,337 | | | \$618,250 |

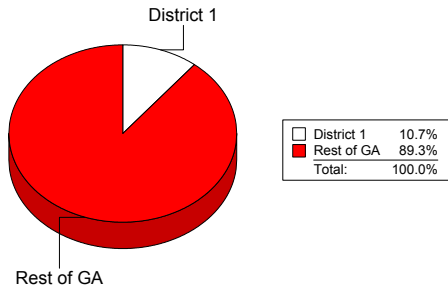
State Total:

\$19,395,801

Congressional District as % of Georgia



Congressional District as % of Georgia



Tobacco

| County | Acres | Yield | Price | Farm Gate Value |
|--------------|----------|-------|--------|-----------------|
| Catoosa | | | | \$0 |
| Dade | | | | \$0 |
| Dawson | | | | \$0 |
| Fannin | 4 | 1,600 | \$1.84 | \$11,776 |
| Forsyth | | | | \$0 |
| Gilmer | | | | \$0 |
| Gordon | | | | \$0 |
| Gwinnett | | | | \$0 |
| Hall | | | | \$0 |
| Murray | | | | \$0 |
| Pickens | | | | \$0 |
| Rockdale | | | | \$0 |
| Walker | | | | \$0 |
| Walton | | | | \$0 |
| Whitfield | | | | \$0 |
| Total | 4 | | | \$11,776 |

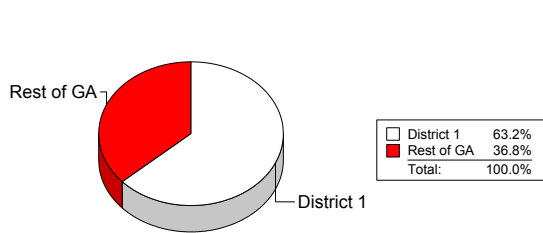
State Total: \$110,267,030

Wheat

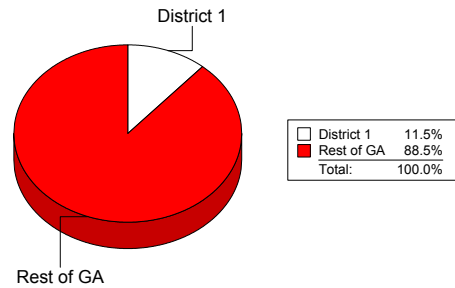
| County | Acres | Yield | Price | Farm Gate Value |
|--------------|--------------|-------|--------|------------------|
| Catoosa | | | | \$0 |
| Dade | | | | \$0 |
| Dawson | | | | \$0 |
| Fannin | 75 | 51 | \$3.40 | \$13,005 |
| Forsyth | | | | \$0 |
| Gilmer | | | | \$0 |
| Gordon | 820 | 40 | \$3.40 | \$111,520 |
| Gwinnett | | | | \$0 |
| Hall | 700 | 50 | \$3.10 | \$108,500 |
| Murray | 376 | 52 | \$3.40 | \$66,477 |
| Pickens | | | | \$0 |
| Rockdale | | | | \$0 |
| Walker | 1,000 | 51 | \$3.40 | \$173,400 |
| Walton | 1,200 | 40 | \$3.40 | \$163,200 |
| Whitfield | 100 | 45 | \$3.40 | \$15,300 |
| Total | 4,271 | | | \$651,402 |

State Total: \$40,476,077

Congressional District as % of Georgia



Congressional District as % of Georgia



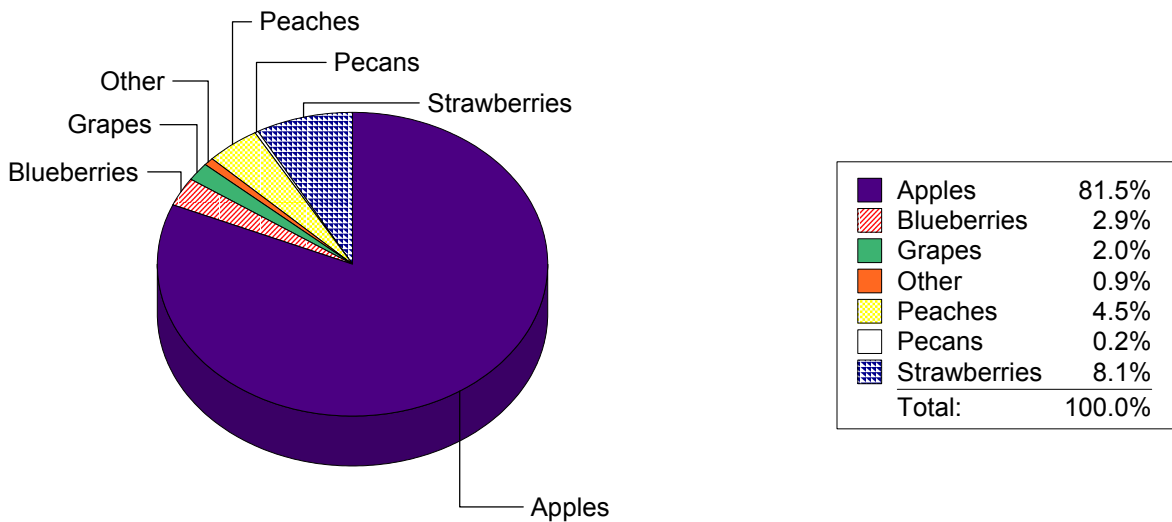
Fruit and Nut Farm Gate Value

Congressional District 10

\$ 5,535,531

2002 Fruit and Nut Farm Gate Value

Congressional District 10



Apples

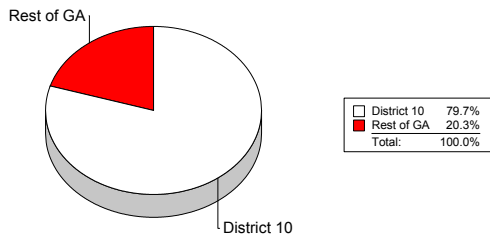
| County | Acres | Farm Gate Value |
|--------------|------------|--------------------|
| Catoosa | | \$0 |
| Dade | | \$0 |
| Dawson | | \$0 |
| Fannin | 230 | \$2,173,500 |
| Forsyth | | \$0 |
| Gilmer | 350 | \$2,240,000 |
| Gordon | | \$0 |
| Gwinnett | | \$0 |
| Hall | 30 | \$94,500 |
| Murray | | \$0 |
| Pickens | 2 | \$2,800 |
| Rockdale | | \$0 |
| Walker | | \$0 |
| Walton | | \$0 |
| Whitfield | | \$0 |
| Total | 612 | \$4,510,800 |

Blueberries

| County | Acres | Farm Gate Value |
|--------------|-----------|------------------|
| Catoosa | | \$0 |
| Dade | 4 | \$14,800 |
| Dawson | | \$0 |
| Fannin | 5 | \$10,125 |
| Forsyth | | \$0 |
| Gilmer | 4 | \$8,100 |
| Gordon | 1 | \$3,578 |
| Gwinnett | 3 | \$10,125 |
| Hall | 3 | \$10,530 |
| Murray | 12 | \$13,800 |
| Pickens | 4 | \$9,800 |
| Rockdale | 5 | \$28,350 |
| Walker | 3 | \$30,375 |
| Walton | 6 | \$18,750 |
| Whitfield | | \$0 |
| Total | 50 | \$158,333 |

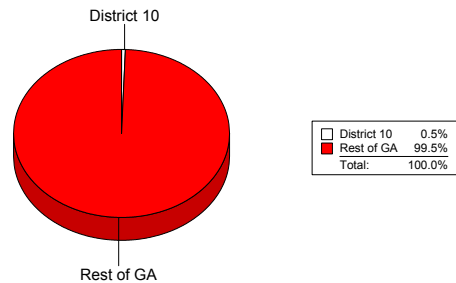
State Total: \$5,658,128

Congressional District as % of Georgia



State Total: \$29,627,829

Congressional District as % of Georgia



Grapes

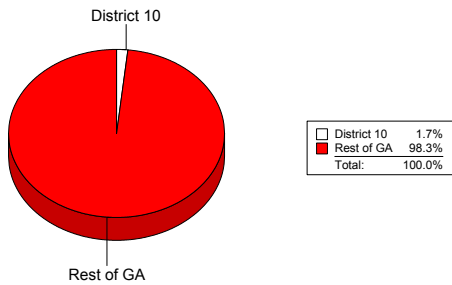
| County | Acres | Farm Gate Value |
|--------------|-----------|------------------|
| Catoosa | | \$0 |
| Dade | | \$0 |
| Dawson | | \$0 |
| Fannin | | \$0 |
| Forsyth | | \$0 |
| Gilmer | | \$0 |
| Gordon | | \$0 |
| Gwinnett | | \$0 |
| Hall | 14 | \$36,456 |
| Murray | | \$0 |
| Pickens | | \$0 |
| Rockdale | 2 | \$9,600 |
| Walker | 20 | \$62,000 |
| Walton | | \$0 |
| Whitfield | | \$0 |
| Total | 36 | \$108,056 |

Other

| County | Farm Gate Value |
|--------------|-----------------|
| Catoosa | |
| Dade | |
| Dawson | |
| Fannin | |
| Forsyth | |
| Gilmer | \$5,000 |
| Gordon | |
| Gwinnett | |
| Hall | |
| Murray | |
| Pickens | |
| Rockdale | |
| Walker | |
| Walton | |
| Whitfield | \$45,000 |
| Total | \$50,000 |

State Total: \$6,241,945

Congressional District as % of Georgia



Peaches

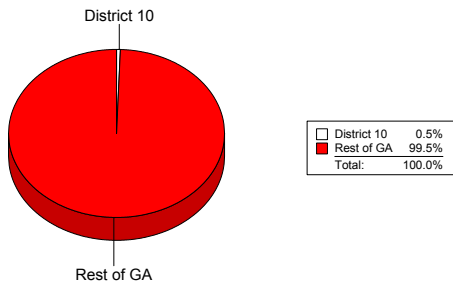
| County | Acres | Farm Gate Value |
|--------------|------------|------------------|
| Catoosa | | \$0 |
| Dade | | \$0 |
| Dawson | 10 | \$15,200 |
| Fannin | 20 | \$60,800 |
| Forsyth | | \$0 |
| Gilmer | 20 | \$60,800 |
| Gordon | | \$0 |
| Gwinnett | | \$0 |
| Hall | 65 | \$101,400 |
| Murray | | \$0 |
| Pickens | | \$0 |
| Rockdale | | \$0 |
| Walker | | \$0 |
| Walton | 6 | \$11,400 |
| Whitfield | | \$0 |
| Total | 121 | \$249,600 |

Pecans

| County | Acres | Farm Gate Value |
|--------------|-----------|-----------------|
| Catoosa | | \$0 |
| Dade | | \$0 |
| Dawson | | \$0 |
| Fannin | | \$0 |
| Forsyth | | \$0 |
| Gilmer | | \$0 |
| Gordon | | \$0 |
| Gwinnett | | \$0 |
| Hall | 3 | \$855 |
| Murray | | \$0 |
| Pickens | | \$0 |
| Rockdale | | \$0 |
| Walker | | \$0 |
| Walton | 15 | \$10,688 |
| Whitfield | | \$0 |
| Total | 18 | \$11,543 |

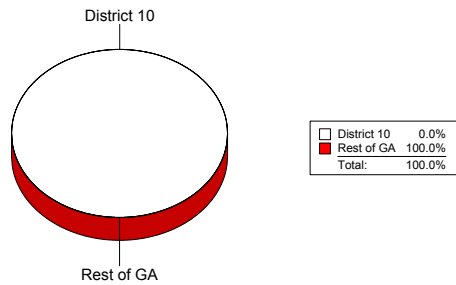
State Total: \$49,852,368

Congressional District as % of Georgia



State Total: \$45,814,273

Congressional District as % of Georgia

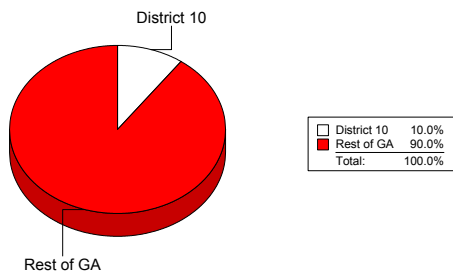


Strawberries

| County | Acres | Farm Gate Value |
|------------------|-----------|------------------|
| Catoosa | | \$0 |
| Dade | | \$0 |
| Dawson | | \$0 |
| Fannin | | \$0 |
| Forsyth | | \$0 |
| Gilmer | | \$0 |
| Gordon | | \$0 |
| Gwinnett | 4 | \$159,200 |
| Hall | | \$0 |
| Murray | | \$0 |
| Pickens | | \$0 |
| Rockdale | 10 | \$288,000 |
| Walker | | \$0 |
| Walton | | \$0 |
| Whitfield | | \$0 |
| Total | 14 | \$447,200 |

State Total: \$4,492,716

Congressional District as % of Georgia



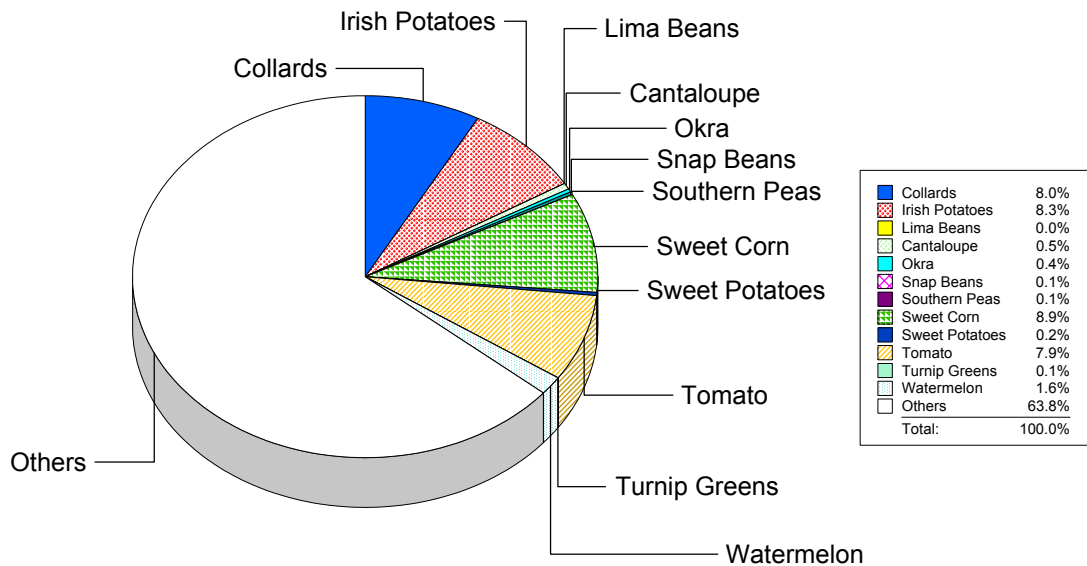
Vegetable Farm Gate Value

Congressional District 10

\$ 2,429,495

2002 Vegetable Farm Gate Value

Congressional District 10



Banana Peppers

| | Acres | Farm Gate Value |
|--------------|----------|-----------------|
| Catoosa | 2 | \$6,000 |
| Dade | | \$0 |
| Dawson | | \$0 |
| Fannin | | \$0 |
| Forsyth | | \$0 |
| Gilmer | | \$0 |
| Gordon | | \$0 |
| Gwinnett | | \$0 |
| Hall | | \$0 |
| Murray | | \$0 |
| Pickens | | \$0 |
| Rockdale | | \$0 |
| Walker | | \$0 |
| Walton | | \$0 |
| Whitfield | | \$0 |
| Total | 2 | \$6,000 |

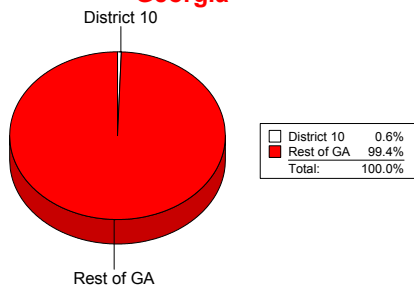
State Total: \$983,200

Bell Peppers

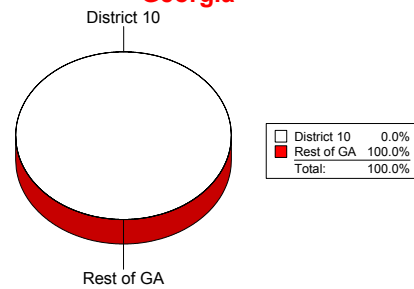
| | Acres | Farm Gate Value |
|--------------|----------|-----------------|
| Catoosa | 2 | \$5,160 |
| Dade | | \$0 |
| Dawson | | \$0 |
| Fannin | | \$0 |
| Forsyth | | \$0 |
| Gilmer | | \$0 |
| Gordon | | \$0 |
| Gwinnett | | \$0 |
| Hall | 2 | \$7,310 |
| Murray | | \$0 |
| Pickens | | \$0 |
| Rockdale | | \$0 |
| Walker | | \$0 |
| Walton | | \$0 |
| Whitfield | | \$0 |
| Total | 4 | \$12,470 |

State Total: \$57,905,678

Congressional District as % of Georgia



Congressional District as % of Georgia



Broccoli

| | Acres | Farm Gate Value |
|--------------|-------|-----------------|
| Catoosa | | \$0 |
| Dade | | \$0 |
| Dawson | | \$0 |
| Fannin | | \$0 |
| Forsyth | | \$0 |
| Gilmer | | \$0 |
| Gordon | | \$0 |
| Gwinnett | | \$0 |
| Hall | | \$0 |
| Murray | | \$0 |
| Pickens | | \$0 |
| Rockdale | | \$0 |
| Walker | | \$0 |
| Walton | | \$0 |
| Whitfield | | \$0 |
| Total | | |

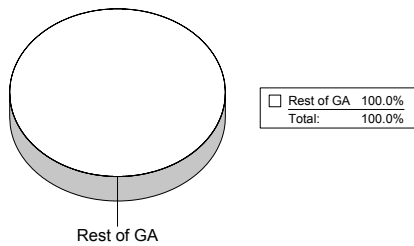
State Total: \$284,925

Cabbage

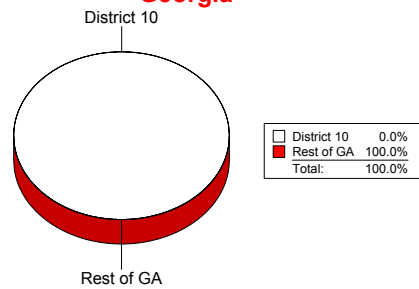
| | Acres | Farm Gate Value |
|--------------|----------|-----------------|
| Catoosa | | \$0 |
| Dade | | \$0 |
| Dawson | | \$0 |
| Fannin | | \$0 |
| Forsyth | | \$0 |
| Gilmer | 5 | \$4,050 |
| Gordon | | \$0 |
| Gwinnett | | \$0 |
| Hall | 2 | \$4,410 |
| Murray | | \$0 |
| Pickens | | \$0 |
| Rockdale | | \$0 |
| Walker | | \$0 |
| Walton | | \$0 |
| Whitfield | | \$0 |
| Total | <u>7</u> | <u>\$8,460</u> |

State Total: \$39,226,040

Congressional District as % of Georgia



Congressional District as % of Georgia



Cantaloupe

| | Acres | Farm Gate Value |
|--------------|----------|-----------------|
| Catoosa | | \$0 |
| Dade | | \$0 |
| Dawson | | \$0 |
| Fannin | 2 | \$4,000 |
| Forsyth | | \$0 |
| Gilmer | | \$0 |
| Gordon | | \$0 |
| Gwinnett | | \$0 |
| Hall | 3 | \$7,400 |
| Murray | | \$0 |
| Pickens | 2 | \$1,000 |
| Rockdale | | \$0 |
| Walker | | \$0 |
| Walton | | \$0 |
| Whitfield | | \$0 |
| Total | 7 | \$12,400 |

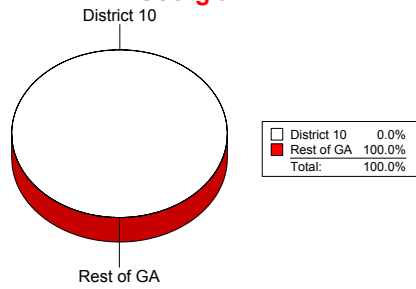
Carrots

| | Acres | Farm Gate Value |
|--------------|-------|-----------------|
| Catoosa | | \$0 |
| Dade | | \$0 |
| Dawson | | \$0 |
| Fannin | | \$0 |
| Forsyth | | \$0 |
| Gilmer | | \$0 |
| Gordon | | \$0 |
| Gwinnett | | \$0 |
| Hall | | \$0 |
| Murray | | \$0 |
| Pickens | | \$0 |
| Rockdale | | \$0 |
| Walker | | \$0 |
| Walton | | \$0 |
| Whitfield | | \$0 |
| Total | | |

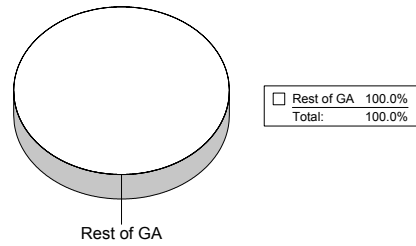
State Total: \$25,085,474

State Total: \$11,590,470

Congressional District as % of Georgia



Congressional District as % of Georgia



Collards

| | Acres | Farm Gate Value |
|--------------|------------|------------------|
| Catoosa | | \$0 |
| Dade | | \$0 |
| Dawson | | \$0 |
| Fannin | 120 | \$179,550 |
| Forsyth | | \$0 |
| Gilmer | 2 | \$3,675 |
| Gordon | | \$0 |
| Gwinnett | | \$0 |
| Hall | 4 | \$6,668 |
| Murray | | \$0 |
| Pickens | 3 | \$4,946 |
| Rockdale | | \$0 |
| Walker | | \$0 |
| Walton | | \$0 |
| Whitfield | | \$0 |
| Total | 129 | \$194,838 |

Cucumbers

| | Acres | Farm Gate Value |
|--------------|----------|-----------------|
| Catoosa | 5 | \$22,000 |
| Dade | | \$0 |
| Dawson | | \$0 |
| Fannin | | \$0 |
| Forsyth | | \$0 |
| Gilmer | | \$0 |
| Gordon | | \$0 |
| Gwinnett | | \$0 |
| Hall | 2 | \$3,960 |
| Murray | | \$0 |
| Pickens | | \$0 |
| Rockdale | | \$0 |
| Walker | | \$0 |
| Walton | | \$0 |
| Whitfield | | \$0 |
| Total | 7 | \$25,960 |

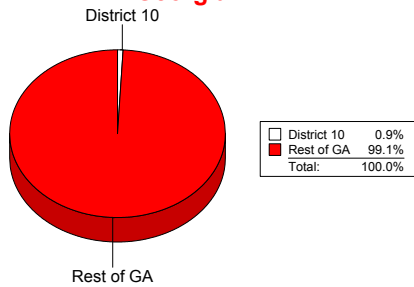
State Total:

\$22,561,442

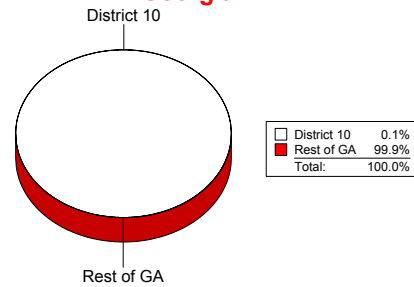
State Total:

\$48,314,695

Congressional District as % of Georgia



Congressional District as % of Georgia



Eggplant

| | Acres | Farm Gate Value |
|--------------|----------|-----------------|
| Catoosa | 1 | \$1,800 |
| Dade | | \$0 |
| Dawson | | \$0 |
| Fannin | | \$0 |
| Forsyth | | \$0 |
| Gilmer | | \$0 |
| Gordon | | \$0 |
| Gwinnett | | \$0 |
| Hall | | \$0 |
| Murray | | \$0 |
| Pickens | | \$0 |
| Rockdale | | \$0 |
| Walker | | \$0 |
| Walton | | \$0 |
| Whitfield | | \$0 |
| Total | 1 | \$1,800 |

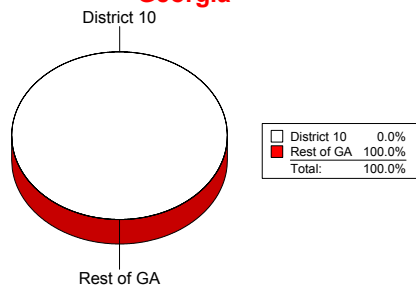
English Peas

| | Acres | Farm Gate Value |
|--------------|-------|-----------------|
| Catoosa | | \$0 |
| Dade | | \$0 |
| Dawson | | \$0 |
| Fannin | | \$0 |
| Forsyth | | \$0 |
| Gilmer | | \$0 |
| Gordon | | \$0 |
| Gwinnett | | \$0 |
| Hall | | \$0 |
| Murray | | \$0 |
| Pickens | | \$0 |
| Rockdale | | \$0 |
| Walker | | \$0 |
| Walton | | \$0 |
| Whitfield | | \$0 |
| Total | | |

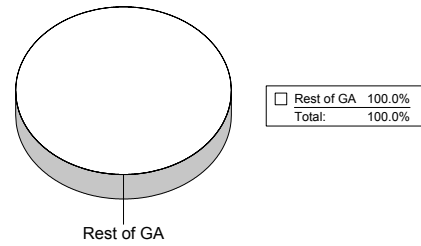
State Total: \$9,930,587

State Total: \$270,510

Congressional District as % of Georgia



Congressional District as % of Georgia



Green House

| | Acres | Farm Gate Value |
|--------------|-------|-----------------|
| Catoosa | | \$0 |
| Dade | | \$0 |
| Dawson | | \$0 |
| Fannin | | \$0 |
| Forsyth | | \$0 |
| Gilmer | | \$0 |
| Gordon | | \$0 |
| Gwinnett | | \$0 |
| Hall | | \$0 |
| Murray | | \$0 |
| Pickens | | \$0 |
| Rockdale | | \$0 |
| Walker | | \$0 |
| Walton | | \$0 |
| Whitfield | | \$0 |
| Total | | |

Green Onions

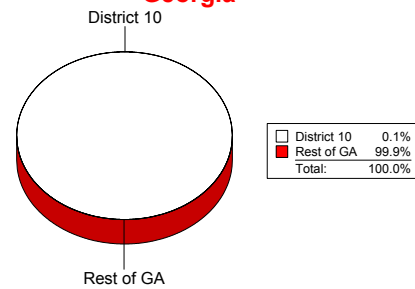
| | Acres | Farm Gate Value |
|--------------|----------|-----------------|
| Catoosa | | \$0 |
| Dade | | \$0 |
| Dawson | | \$0 |
| Fannin | | \$0 |
| Forsyth | | \$0 |
| Gilmer | | \$0 |
| Gordon | | \$0 |
| Gwinnett | | \$0 |
| Hall | 1 | \$1,750 |
| Murray | | \$0 |
| Pickens | | \$0 |
| Rockdale | | \$0 |
| Walker | | \$0 |
| Walton | | \$0 |
| Whitfield | | \$0 |
| Total | 1 | \$1,750 |

State Total:

State Total:

\$2,015,000

Congressional District as % of Georgia



Hot Peppers

| | Acres | Farm Gate Value |
|--------------|----------|-----------------|
| Catoosa | 1 | \$4,000 |
| Dade | | \$0 |
| Dawson | | \$0 |
| Fannin | | \$0 |
| Forsyth | | \$0 |
| Gilmer | | \$0 |
| Gordon | | \$0 |
| Gwinnett | | \$0 |
| Hall | 2 | \$7,750 |
| Murray | | \$0 |
| Pickens | | \$0 |
| Rockdale | | \$0 |
| Walker | | \$0 |
| Walton | | \$0 |
| Whitfield | | \$0 |
| Total | 3 | \$11,750 |

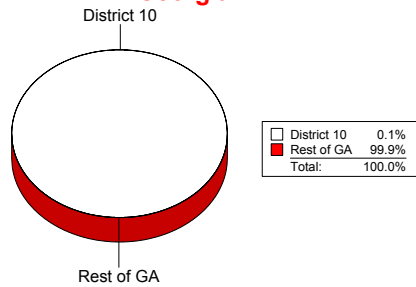
State Total: \$9,288,790

Irish Potatoes

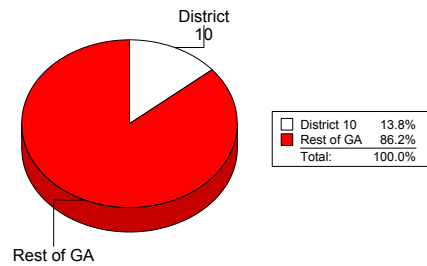
| | Acres | Farm Gate Value |
|--------------|-----------|------------------|
| Catoosa | | \$0 |
| Dade | 50 | \$196,875 |
| Dawson | | \$0 |
| Fannin | | \$0 |
| Forsyth | | \$0 |
| Gilmer | | \$0 |
| Gordon | | \$0 |
| Gwinnett | | \$0 |
| Hall | 2 | \$4,500 |
| Murray | | \$0 |
| Pickens | | \$0 |
| Rockdale | | \$0 |
| Walker | | \$0 |
| Walton | | \$0 |
| Whitfield | | \$0 |
| Total | 52 | \$201,375 |

State Total: \$1,461,598

Congressional District as % of Georgia



Congressional District as % of Georgia



Kale

| | Acres | Farm Gate Value |
|--------------|-------|-----------------|
| Catoosa | | \$0 |
| Dade | | \$0 |
| Dawson | | \$0 |
| Fannin | | \$0 |
| Forsyth | | \$0 |
| Gilmer | | \$0 |
| Gordon | | \$0 |
| Gwinnett | | \$0 |
| Hall | | \$0 |
| Murray | | \$0 |
| Pickens | | \$0 |
| Rockdale | | \$0 |
| Walker | | \$0 |
| Walton | | \$0 |
| Whitfield | | \$0 |
| Total | | |

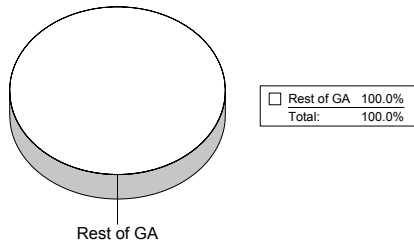
State Total: \$2,148,249

Lettuce

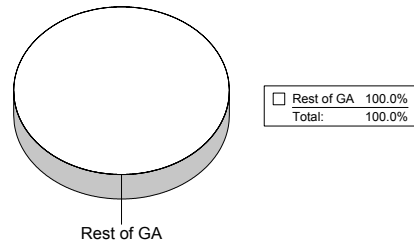
| | Acres | Farm Gate Value |
|--------------|-------|-----------------|
| Catoosa | | \$0 |
| Dade | | \$0 |
| Dawson | | \$0 |
| Fannin | | \$0 |
| Forsyth | | \$0 |
| Gilmer | | \$0 |
| Gordon | | \$0 |
| Gwinnett | | \$0 |
| Hall | | \$0 |
| Murray | | \$0 |
| Pickens | | \$0 |
| Rockdale | | \$0 |
| Walker | | \$0 |
| Walton | | \$0 |
| Whitfield | | \$0 |
| Total | | |

State Total: \$435,000

Congressional District as % of Georgia



Congressional District as % of Georgia



Lima Beans

| | Acres | Farm Gate Value |
|--------------|----------|-----------------|
| Catoosa | | \$0 |
| Dade | | \$0 |
| Dawson | | \$0 |
| Fannin | | \$0 |
| Forsyth | | \$0 |
| Gilmer | | \$0 |
| Gordon | | \$0 |
| Gwinnett | | \$0 |
| Hall | 1 | \$900 |
| Murray | | \$0 |
| Pickens | | \$0 |
| Rockdale | | \$0 |
| Walker | | \$0 |
| Walton | | \$0 |
| Whitfield | | \$0 |
| Total | 1 | \$900 |

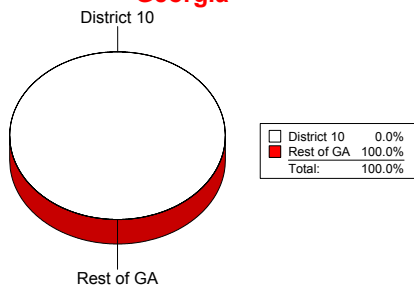
Mustard

| | Acres | Farm Gate Value |
|--------------|----------|-----------------|
| Catoosa | | \$0 |
| Dade | | \$0 |
| Dawson | | \$0 |
| Fannin | | \$0 |
| Forsyth | | \$0 |
| Gilmer | | \$0 |
| Gordon | | \$0 |
| Gwinnett | | \$0 |
| Hall | 2 | \$2,231 |
| Murray | | \$0 |
| Pickens | | \$0 |
| Rockdale | | \$0 |
| Walker | | \$0 |
| Walton | | \$0 |
| Whitfield | | \$0 |
| Total | 2 | \$2,231 |

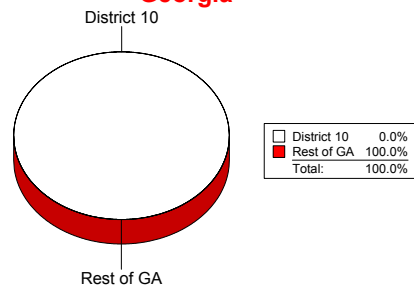
State Total: \$6,443,803

State Total: \$7,177,992

Congressional District as % of Georgia



Congressional District as % of Georgia



Okra

| | Acres | Farm Gate Value |
|--------------|----------|-----------------|
| Catoosa | | \$0 |
| Dade | | \$0 |
| Dawson | | \$0 |
| Fannin | | \$0 |
| Forsyth | | \$0 |
| Gilmer | | \$0 |
| Gordon | | \$0 |
| Gwinnett | | \$0 |
| Hall | 3 | \$4,200 |
| Murray | | \$0 |
| Pickens | 2 | \$1,663 |
| Rockdale | | \$0 |
| Walker | 4 | \$3,990 |
| Walton | | \$0 |
| Whitfield | | \$0 |
| Total | 9 | \$9,853 |

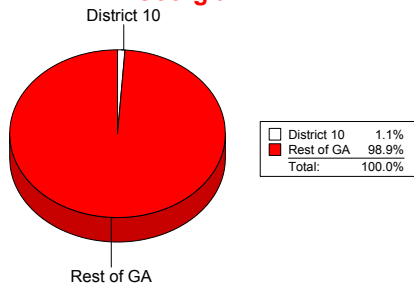
Onions

| | Acres | Farm Gate Value |
|--------------|-------|-----------------|
| Catoosa | | \$0 |
| Dade | | \$0 |
| Dawson | | \$0 |
| Fannin | | \$0 |
| Forsyth | | \$0 |
| Gilmer | | \$0 |
| Gordon | | \$0 |
| Gwinnett | | \$0 |
| Hall | | \$0 |
| Murray | | \$0 |
| Pickens | | \$0 |
| Rockdale | | \$0 |
| Walker | | \$0 |
| Walton | | \$0 |
| Whitfield | | \$0 |
| Total | | |

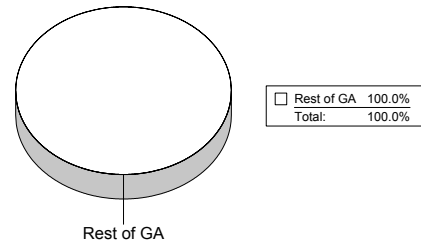
State Total: \$891,816

State Total: \$70,459,800

Congressional District as % of Georgia



Congressional District as % of Georgia



Other

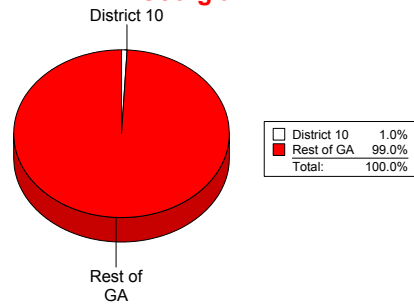
| | Farm Gate Value |
|--------------|------------------|
| Catoosa | |
| Dade | |
| Dawson | |
| Fannin | \$5,625 |
| Forsyth | |
| Gilmer | |
| Gordon | |
| Gwinnett | |
| Hall | |
| Murray | |
| Pickens | |
| Rockdale | |
| Walker | |
| Walton | \$105,000 |
| Whitfield | |
| Total | \$110,625 |

Pole Beans

| | Acres | Farm Gate Value |
|--------------|-----------|-----------------|
| Catoosa | 1 | \$3,750 |
| Dade | | \$0 |
| Dawson | | \$0 |
| Fannin | 2 | \$5,400 |
| Forsyth | | \$0 |
| Gilmer | | \$0 |
| Gordon | | \$0 |
| Gwinnett | | \$0 |
| Hall | 7 | \$16,050 |
| Murray | | \$0 |
| Pickens | | \$0 |
| Rockdale | | \$0 |
| Walker | | \$0 |
| Walton | | \$0 |
| Whitfield | | \$0 |
| Total | 10 | \$25,200 |

State Total: \$2,601,245

Congressional District as % of Georgia



Pumpkin

| | Acres | Farm Gate Value |
|--------------|------------|--------------------|
| Catoosa | 1 | \$400 |
| Dade | 50 | \$150,000 |
| Dawson | 110 | \$880,000 |
| Fannin | 5 | \$10,000 |
| Forsyth | | \$0 |
| Gilmer | 20 | \$100,000 |
| Gordon | | \$0 |
| Gwinnett | | \$0 |
| Hall | 10 | \$23,000 |
| Murray | | \$0 |
| Pickens | 15 | \$15,000 |
| Rockdale | | \$0 |
| Walker | 15 | \$45,000 |
| Walton | | \$0 |
| Whitfield | | \$0 |
| Total | 226 | \$1,223,400 |

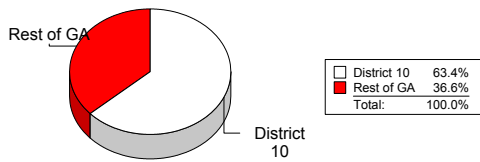
Snap Beans

| | Acres | Farm Gate Value |
|--------------|----------|-----------------|
| Catoosa | | \$0 |
| Dade | | \$0 |
| Dawson | | \$0 |
| Fannin | | \$0 |
| Forsyth | | \$0 |
| Gilmer | | \$0 |
| Gordon | | \$0 |
| Gwinnett | | \$0 |
| Hall | 2 | \$2,520 |
| Murray | | \$0 |
| Pickens | | \$0 |
| Rockdale | | \$0 |
| Walker | | \$0 |
| Walton | | \$0 |
| Whitfield | | \$0 |
| Total | 2 | \$2,520 |

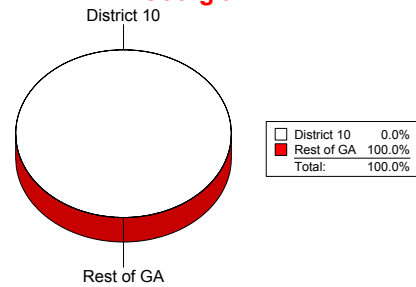
State Total: \$1,930,630

State Total: \$39,057,905

Congressional District as % of Georgia



Congressional District as % of Georgia



Southern Peas

| | Acres | Farm Gate Value |
|--------------|----------|-----------------|
| Catoosa | | \$0 |
| Dade | | \$0 |
| Dawson | | \$0 |
| Fannin | | \$0 |
| Forsyth | | \$0 |
| Gilmer | | \$0 |
| Gordon | | \$0 |
| Gwinnett | | \$0 |
| Hall | 2 | \$1,725 |
| Murray | | \$0 |
| Pickens | | \$0 |
| Rockdale | | \$0 |
| Walker | | \$0 |
| Walton | 3 | \$1,035 |
| Whitfield | | \$0 |
| Total | 5 | \$2,760 |

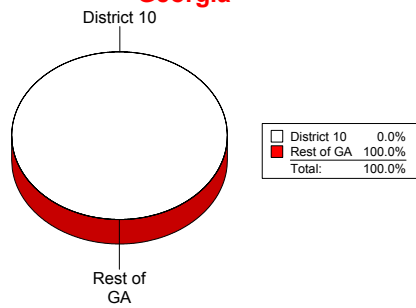
Spinach

| | Acres | Farm Gate Value |
|--------------|-------|-----------------|
| Catoosa | | \$0 |
| Dade | | \$0 |
| Dawson | | \$0 |
| Fannin | | \$0 |
| Forsyth | | \$0 |
| Gilmer | | \$0 |
| Gordon | | \$0 |
| Gwinnett | | \$0 |
| Hall | | \$0 |
| Murray | | \$0 |
| Pickens | | \$0 |
| Rockdale | | \$0 |
| Walker | | \$0 |
| Walton | | \$0 |
| Whitfield | | \$0 |
| Total | | |

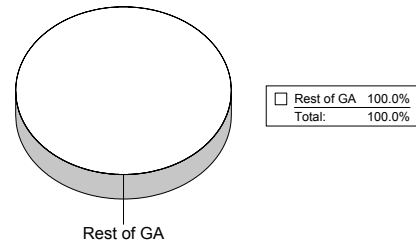
State Total: \$7,136,875

State Total: \$330,000

Congressional District as % of Georgia



Congressional District as % of Georgia



Sweet Corn

| | Acres | Farm Gate Value |
|--------------|------------|------------------|
| Catoosa | 2 | \$2,800 |
| Dade | 5 | \$6,125 |
| Dawson | 100 | \$30,000 |
| Fannin | | \$0 |
| Forsyth | | \$0 |
| Gilmer | 10 | \$12,250 |
| Gordon | | \$0 |
| Gwinnett | | \$0 |
| Hall | 12 | \$16,710 |
| Murray | 25 | \$28,875 |
| Pickens | 52 | \$42,120 |
| Rockdale | 100 | \$72,100 |
| Walker | | \$0 |
| Walton | 5 | \$6,125 |
| Whitfield | | \$0 |
| Total | 311 | \$217,105 |

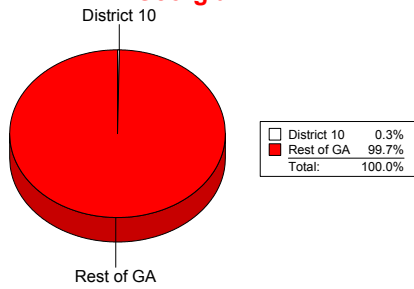
Sweet Potatoes

| | Acres | Farm Gate Value |
|--------------|----------|-----------------|
| Catoosa | | \$0 |
| Dade | | \$0 |
| Dawson | | \$0 |
| Fannin | | \$0 |
| Forsyth | | \$0 |
| Gilmer | | \$0 |
| Gordon | | \$0 |
| Gwinnett | | \$0 |
| Hall | 2 | \$3,915 |
| Murray | | \$0 |
| Pickens | | \$0 |
| Rockdale | | \$0 |
| Walker | | \$0 |
| Walton | | \$0 |
| Whitfield | | \$0 |
| Total | 2 | \$3,915 |

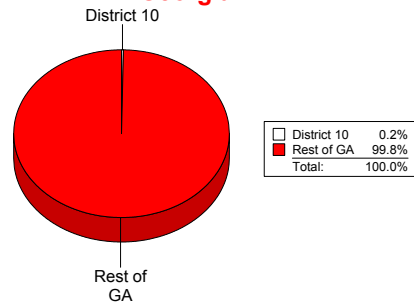
State Total: \$67,515,919

State Total: \$2,208,743

Congressional District as % of Georgia



Congressional District as % of Georgia



Tomato

| | Acres | Farm Gate Value |
|--------------|-----------|------------------|
| Catoosa | 33 | \$116,573 |
| Dade | 3 | \$7,065 |
| Dawson | | \$0 |
| Fannin | | \$0 |
| Forsyth | | \$0 |
| Gilmer | | \$0 |
| Gordon | 2 | \$9,216 |
| Gwinnett | | \$0 |
| Hall | 12 | \$54,837 |
| Murray | | \$0 |
| Pickens | | \$0 |
| Rockdale | | \$0 |
| Walker | 2 | \$3,140 |
| Walton | | \$0 |
| Whitfield | | \$0 |
| Total | 52 | \$190,831 |

Turnip Greens

| | Acres | Farm Gate Value |
|--------------|----------|-----------------|
| Catoosa | | \$0 |
| Dade | | \$0 |
| Dawson | | \$0 |
| Fannin | | \$0 |
| Forsyth | | \$0 |
| Gilmer | | \$0 |
| Gordon | | \$0 |
| Gwinnett | | \$0 |
| Hall | 2 | \$2,074 |
| Murray | | \$0 |
| Pickens | | \$0 |
| Rockdale | | \$0 |
| Walker | | \$0 |
| Walton | | \$0 |
| Whitfield | | \$0 |
| Total | 2 | \$2,074 |

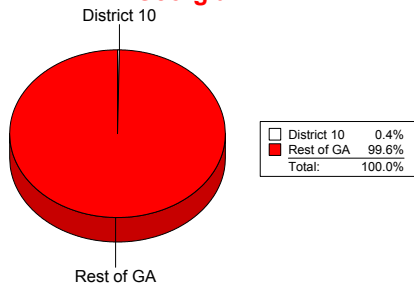
State Total:

\$54,509,572

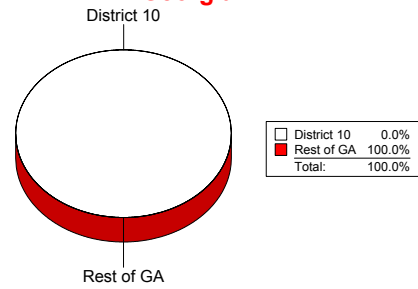
State Total:

\$13,194,697

Congressional District as % of Georgia



Congressional District as % of Georgia



Turnip Roots

| | Acres | Farm Gate Value |
|--------------|----------|-----------------|
| Catoosa | | \$0 |
| Dade | | \$0 |
| Dawson | | \$0 |
| Fannin | | \$0 |
| Forsyth | | \$0 |
| Gilmer | | \$0 |
| Gordon | | \$0 |
| Gwinnett | | \$0 |
| Hall | 2 | \$2,310 |
| Murray | | \$0 |
| Pickens | | \$0 |
| Rockdale | | \$0 |
| Walker | | \$0 |
| Walton | | \$0 |
| Whitfield | | \$0 |
| Total | 2 | \$2,310 |

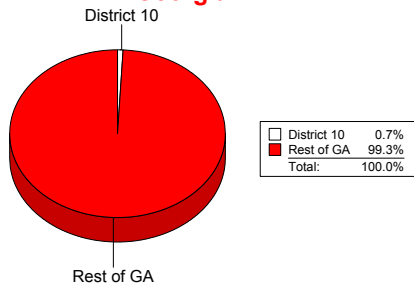
Watermelon

| | Acres | Farm Gate Value |
|--------------|-----------|-----------------|
| Catoosa | | \$0 |
| Dade | 25 | \$24,219 |
| Dawson | | \$0 |
| Fannin | 3 | \$4,650 |
| Forsyth | | \$0 |
| Gilmer | | \$0 |
| Gordon | | \$0 |
| Gwinnett | | \$0 |
| Hall | 5 | \$10,850 |
| Murray | | \$0 |
| Pickens | | \$0 |
| Rockdale | | \$0 |
| Walker | | \$0 |
| Walton | | \$0 |
| Whitfield | | \$0 |
| Total | 33 | \$39,719 |

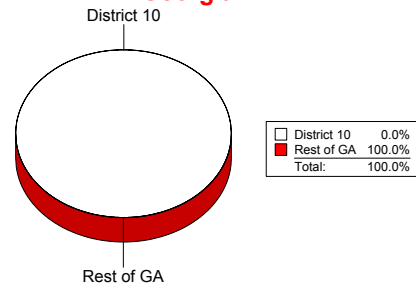
State Total: \$308,280

State Total: \$94,778,608

Congressional District as % of Georgia



Congressional District as % of Georgia



Winter Squash

| | Acres | Farm Gate Value |
|--------------|----------|-----------------|
| Catoosa | | \$0 |
| Dade | | \$0 |
| Dawson | | \$0 |
| Fannin | | \$0 |
| Forsyth | | \$0 |
| Gilmer | | \$0 |
| Gordon | | \$0 |
| Gwinnett | | \$0 |
| Hall | 1 | \$1,260 |
| Murray | | \$0 |
| Pickens | | \$0 |
| Rockdale | | \$0 |
| Walker | | \$0 |
| Walton | | \$0 |
| Whitfield | | \$0 |
| Total | 1 | \$1,260 |

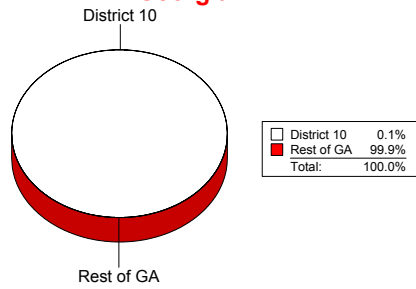
Yellow Squash

| | Acres | Farm Gate Value |
|--------------|-----------|------------------|
| Catoosa | 8 | \$51,000 |
| Dade | | \$0 |
| Dawson | | \$0 |
| Fannin | | \$0 |
| Forsyth | | \$0 |
| Gilmer | | \$0 |
| Gordon | | \$0 |
| Gwinnett | | \$0 |
| Hall | 3 | \$4,515 |
| Murray | | \$0 |
| Pickens | 8 | \$43,350 |
| Rockdale | | \$0 |
| Walker | 5 | \$19,125 |
| Walton | | \$0 |
| Whitfield | | \$0 |
| Total | 24 | \$117,990 |

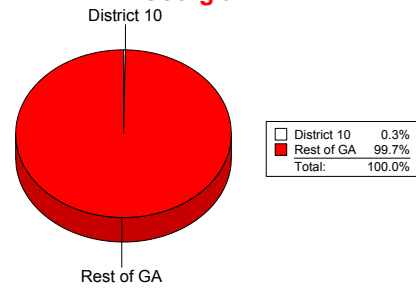
State Total: \$957,047

State Total: \$35,632,938

Congressional District as % of Georgia



Congressional District as % of Georgia

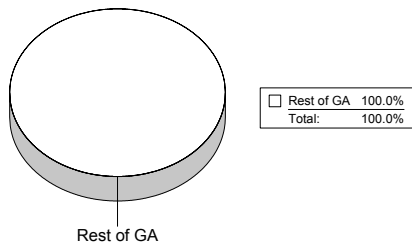


Zucchini

| | Acres | Farm Gate Value |
|-----------|-------|-----------------|
| Catoosa | | \$0 |
| Dade | | \$0 |
| Dawson | | \$0 |
| Fannin | | \$0 |
| Forsyth | | \$0 |
| Gilmer | | \$0 |
| Gordon | | \$0 |
| Gwinnett | | \$0 |
| Hall | | \$0 |
| Murray | | \$0 |
| Pickens | | \$0 |
| Rockdale | | \$0 |
| Walker | | \$0 |
| Walton | | \$0 |
| Whitfield | | \$0 |
| Total | | |

State Total: \$20,075,136

Congressional District as % of Georgia



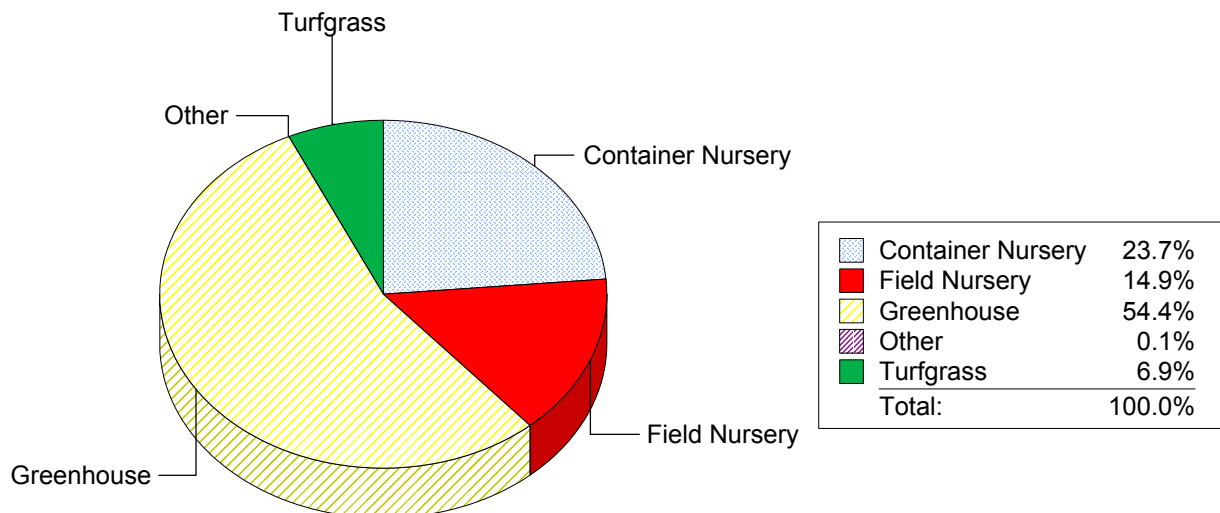
Ornamental Horticulture Farm Gate Value

Congressional District 10

\$ 32,577,501

2002 Ornamental Horticulture Farm Gate Value

Congressional District 10



Container Nursery

| County | Acres | Price | Farm Gate Value |
|--------------|------------|----------|--------------------|
| Catoosa | 12 | \$42,200 | \$506,400 |
| Dade | 1 | \$42,200 | \$42,200 |
| Dawson | | | \$0 |
| Fannin | 5 | \$42,200 | \$211,000 |
| Forsyth | 20 | \$42,200 | \$844,000 |
| Gilmer | 7 | \$42,200 | \$295,400 |
| Gordon | | | \$0 |
| Gwinnett | 65 | \$42,200 | \$2,743,000 |
| Hall | 3 | \$42,200 | \$126,600 |
| Murray | | | \$0 |
| Pickens | 2 | \$42,200 | \$84,400 |
| Rockdale | 52 | \$42,200 | \$2,194,400 |
| Walker | | | \$0 |
| Walton | | | \$0 |
| Whitfield | 16 | \$42,200 | \$675,200 |
| Total | 183 | | \$7,722,600 |

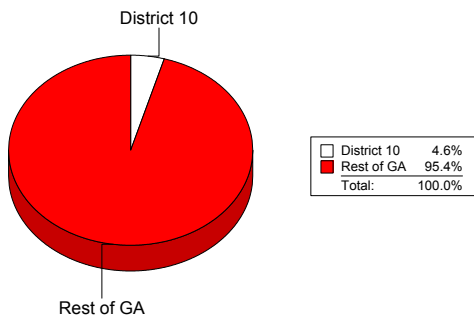
Field Nursery

| County | Acres | Price | Farm Gate Value |
|--------------|------------|----------|--------------------|
| Catoosa | 8 | \$12,720 | \$101,760 |
| Dade | 5 | \$12,720 | \$63,600 |
| Dawson | | | \$0 |
| Fannin | | | \$0 |
| Forsyth | 30 | \$12,720 | \$381,600 |
| Gilmer | 20 | \$12,720 | \$254,400 |
| Gordon | 5 | \$12,720 | \$63,600 |
| Gwinnett | 2 | \$12,720 | \$25,440 |
| Hall | 5 | \$12,720 | \$63,600 |
| Murray | 12 | \$12,720 | \$152,640 |
| Pickens | 35 | \$12,720 | \$445,200 |
| Rockdale | 35 | \$12,720 | \$445,200 |
| Walker | 20 | \$12,720 | \$254,400 |
| Walton | 200 | \$12,720 | \$2,544,000 |
| Whitfield | 4 | \$12,720 | \$50,880 |
| Total | 381 | | \$4,846,320 |

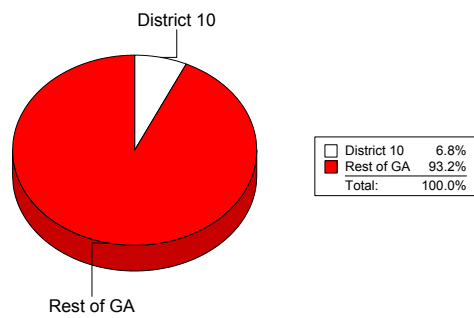
State Total: \$169,155,750

State Total: \$71,216,736

Congressional District as % of Georgia



Congressional District as % of Georgia



Greenhouse

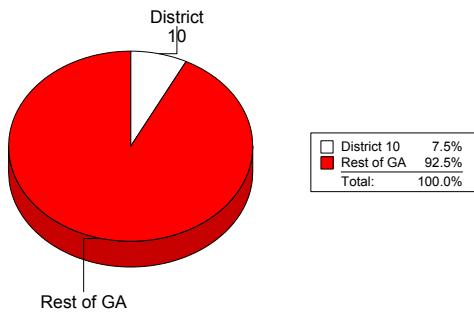
| County | Sq Ft | Price | Farm Gate Value |
|--------------|------------------|---------|---------------------|
| Catoosa | 10,000 | \$12.00 | \$120,000 |
| Dade | 31,350 | \$12.00 | \$376,200 |
| Dawson | 20,000 | \$12.00 | \$240,000 |
| Fannin | 27,000 | \$12.00 | \$324,000 |
| Forsyth | 100,000 | \$12.00 | \$1,200,000 |
| Gilmer | 15,000 | \$12.00 | \$180,000 |
| Gordon | 52,000 | \$12.00 | \$624,000 |
| Gwinnett | 500,000 | \$12.00 | \$6,000,000 |
| Hall | 70,000 | \$12.00 | \$840,000 |
| Murray | 12,000 | \$12.00 | \$144,000 |
| Pickens | 20,000 | \$12.00 | \$240,000 |
| Rockdale | 145,000 | \$12.00 | \$1,740,000 |
| Walker | 50,000 | \$12.00 | \$600,000 |
| Walton | 275,000 | \$12.00 | \$3,300,000 |
| Whitfield | 150,000 | \$12.00 | \$1,800,000 |
| Total | 1,477,350 | | \$17,728,200 |

Other

| County | Acres | Price | Farm Gate Value |
|--------------|----------|-------|-----------------|
| Catoosa | | | |
| Dade | | | |
| Dawson | | | |
| Fannin | | | |
| Forsyth | | | |
| Gilmer | | | |
| Gordon | | | |
| Gwinnett | | | |
| Hall | | | |
| Murray | | | |
| Pickens | | | |
| Rockdale | | | \$17,000 |
| Walker | | | |
| Walton | | | |
| Whitfield | | | |
| Total | 5 | | \$17,000 |

State Total: \$236,478,664

Congressional District as % of Georgia

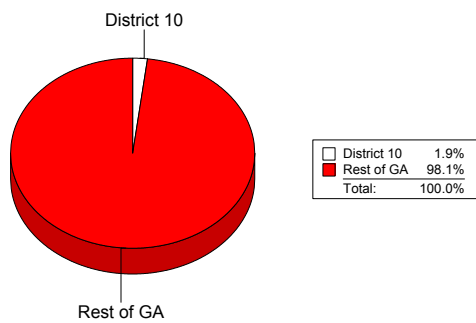


Turfgrass

| County | Acres | Harvest Rate | Price | Farm Gate Value |
|------------------|------------|--------------|---------|--------------------|
| Catoosa | 120 | 0.67 | \$4,260 | \$342,504 |
| Dade | | | | \$0 |
| Dawson | | | | \$0 |
| Fannin | | | | \$0 |
| Forsyth | 5 | 0.67 | \$4,260 | \$14,271 |
| Gilmer | | | | \$0 |
| Gordon | 360 | 0.67 | \$4,260 | \$1,027,512 |
| Gwinnett | 100 | 0.67 | \$4,260 | \$285,420 |
| Hall | 8 | 0.67 | \$4,260 | \$22,834 |
| Murray | 125 | 0.67 | \$4,260 | \$356,775 |
| Pickens | | | | \$0 |
| Rockdale | | | | \$0 |
| Walker | 50 | 0.67 | \$4,260 | \$142,710 |
| Walton | | | | \$0 |
| Whitfield | 25 | 0.67 | \$4,260 | \$71,355 |
| Total | 793 | | | \$2,263,381 |

State Total: \$122,182,594

Congressional District as % of Georgia



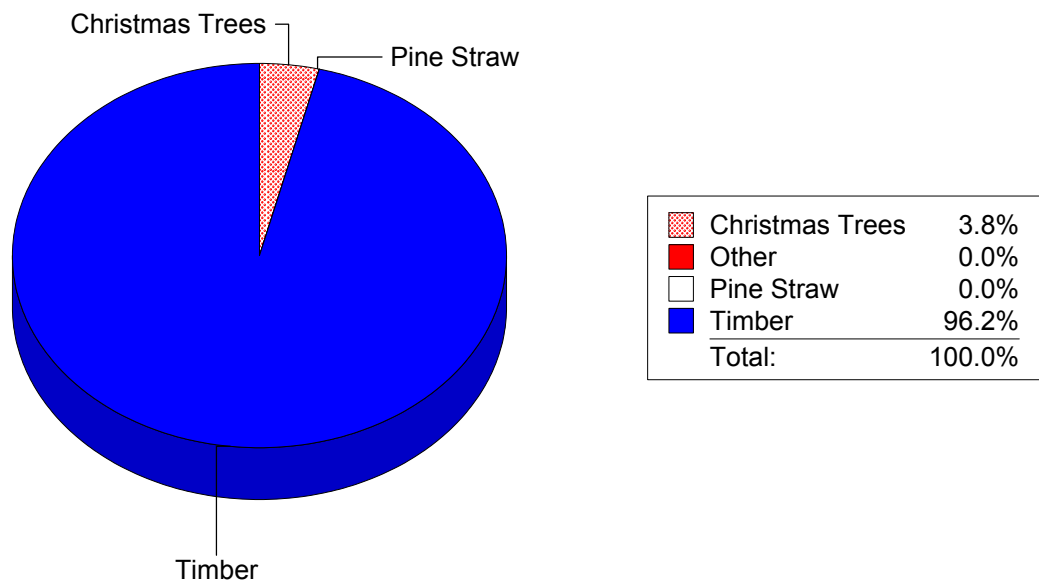
Forest Products Farm Gate Value

Congressional District 10

\$ 24,563,818

2002 Forestry Products Farm Gate Value

Congressional District 10



Christmas Trees

| County | Acres | Harvest Rate | Price | Farm Gate Value |
|------------------|------------|--------------|----------|------------------|
| Catoosa | 10 | 0.25 | \$15,000 | \$37,500 |
| Dade | | | | \$0 |
| Dawson | | | | \$0 |
| Fannin | 2 | 0.25 | \$15,000 | \$7,500 |
| Forsyth | 10 | 0.25 | \$15,000 | \$37,500 |
| Gilmer | 20 | 0.25 | \$15,000 | \$75,000 |
| Gordon | 5 | 0.25 | \$15,000 | \$18,750 |
| Gwinnett | 60 | 0.25 | \$15,000 | \$225,000 |
| Hall | 9 | 0.25 | \$15,000 | \$33,750 |
| Murray | 7 | 0.25 | \$15,000 | \$26,250 |
| Pickens | 3 | 0.25 | \$15,000 | \$11,250 |
| Rockdale | 10 | 0.25 | \$15,000 | \$37,500 |
| Walker | 30 | 0.25 | \$15,000 | \$112,500 |
| Walton | 30 | 0.25 | \$15,000 | \$112,500 |
| Whitfield | 50 | 0.25 | \$15,000 | \$187,500 |
| Total | 246 | | | \$922,500 |

State Total:

\$10,537,125

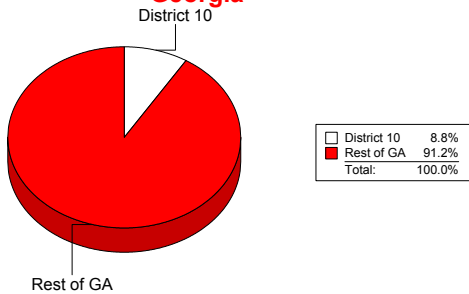
Other

County
Catoosa
Dade
Dawson
Fannin
Forsyth
Gilmer
Gordon
Gwinnett
Hall
Murray
Pickens
Rockdale
Walker
Walton
Whitfield

Farm Gate Value

Total

Congressional District as % of Georgia



Pine Straw

| County | Acres | Price | Farm Gate Value |
|--------------|------------|-------|-----------------|
| Catoosa | 50 | \$45 | \$2,250 |
| Dade | | | \$0 |
| Dawson | | | \$0 |
| Fannin | | | \$0 |
| Forsyth | | | \$0 |
| Gilmer | | | \$0 |
| Gordon | | | \$0 |
| Gwinnett | | | \$0 |
| Hall | 12 | \$45 | \$540 |
| Murray | | | \$0 |
| Pickens | | | \$0 |
| Rockdale | | | \$0 |
| Walker | | | \$0 |
| Walton | 100 | \$45 | \$4,500 |
| Whitfield | | | \$0 |
| Total | 162 | | \$7,290 |

Timber

| County | Farm Gate Value |
|--------------|---------------------|
| Catoosa | \$285,184 |
| Dade | \$1,500,000 |
| Dawson | \$2,576,370 |
| Fannin | \$39,980 |
| Forsyth | \$24,058 |
| Gilmer | \$8,802,735 |
| Gordon | \$1,999,691 |
| Gwinnett | \$0 |
| Hall | \$282,600 |
| Murray | \$2,452,000 |
| Pickens | \$800,000 |
| Rockdale | \$420,000 |
| Walker | \$751,410 |
| Walton | \$2,200,000 |
| Whitfield | \$1,500,000 |
| Total | \$23,634,028 |

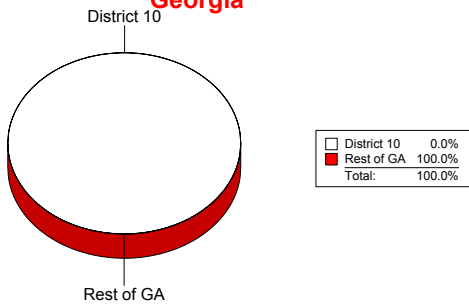
State Total:

\$22,370,165

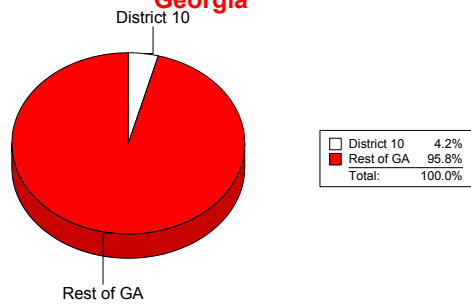
State Total:

\$561,667,326

Congressional District as % of Georgia



Congressional District as % of Georgia



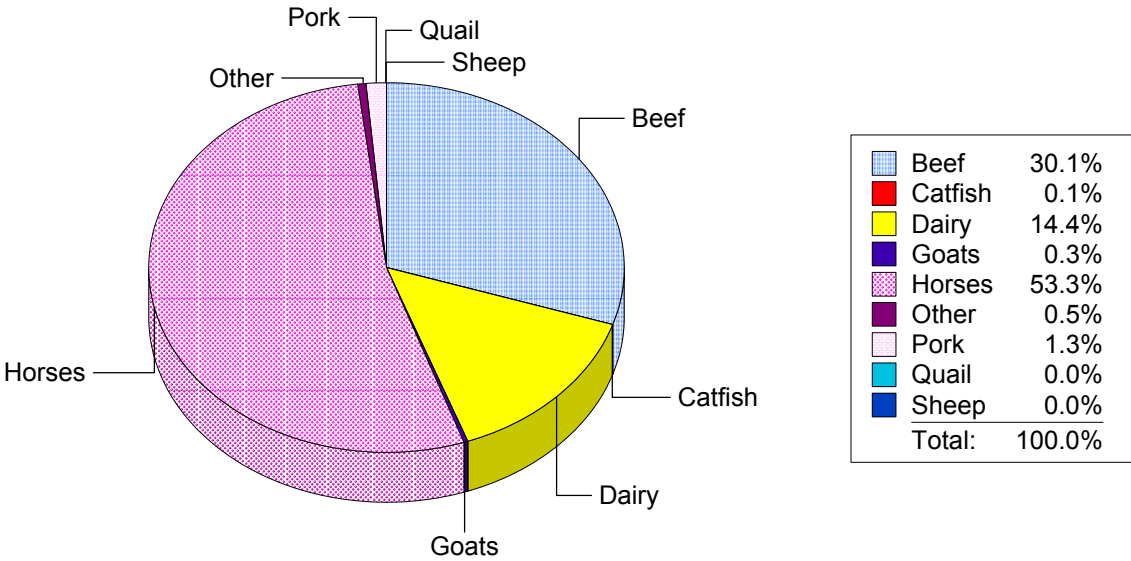
Livestock and Aquaculture Farm Gate Value

Congressional District 10

\$ 93,134,144

2002 Livestock and Aquaculture Farm Gate Value

Congressional District 10



Beef Cattle Finished Outside Co

| County | Head | Prod/Head | Price | Farm Gate Value |
|--------------|--------------|-----------|--------|------------------|
| Catoosa | | | | \$0 |
| Dade | 25 | 500 | \$0.67 | \$8,375 |
| Dawson | | | | \$0 |
| Fannin | | | | \$0 |
| Forsyth | | | | \$0 |
| Gilmer | | | | \$0 |
| Gordon | | | | \$0 |
| Gwinnett | | | | \$0 |
| Hall | 200 | 500 | \$0.67 | \$67,000 |
| Murray | 1,870 | 500 | \$0.67 | \$626,450 |
| Pickens | 50 | 500 | \$0.67 | \$16,750 |
| Rockdale | | | | \$0 |
| Walker | | | | \$0 |
| Walton | 250 | 500 | \$0.67 | \$83,750 |
| Whitfield | | | | \$0 |
| Total | 2,395 | | | \$802,325 |

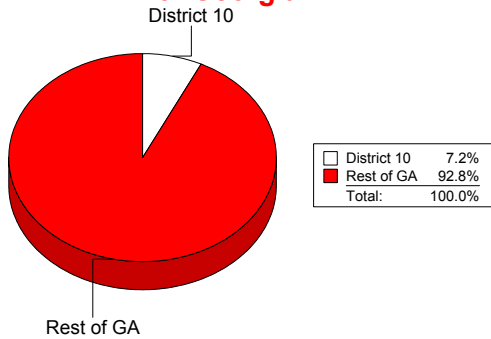
Beef Cows

| County | Head | Prod/Head | Price | Farm Gate Value |
|--------------|---------------|-----------|--------|---------------------|
| Catoosa | 3,200 | 373.5 | \$0.81 | \$968,112 |
| Dade | 3,500 | 373.5 | \$0.81 | \$1,058,873 |
| Dawson | 3,200 | 373.5 | \$0.81 | \$968,112 |
| Fannin | 2,000 | 373.5 | \$0.81 | \$605,070 |
| Forsyth | 6,000 | 373.5 | \$0.81 | \$1,815,210 |
| Gilmer | 5,500 | 373.5 | \$0.81 | \$1,663,943 |
| Gordon | 11,820 | 373.5 | \$0.81 | \$3,575,964 |
| Gwinnett | 3,500 | 373.5 | \$0.81 | \$1,058,873 |
| Hall | 9,500 | 373.5 | \$0.81 | \$2,874,083 |
| Murray | | | | \$0 |
| Pickens | 4,000 | 373.5 | \$0.81 | \$1,210,140 |
| Rockdale | 1,000 | 373.5 | \$0.81 | \$302,535 |
| Walker | 9,100 | 373.5 | \$0.81 | \$2,753,069 |
| Walton | 6,300 | 373.5 | \$0.81 | \$1,905,971 |
| Whitfield | 7,500 | 373.5 | \$0.81 | \$2,269,013 |
| Total | 76,120 | | | \$23,028,964 |

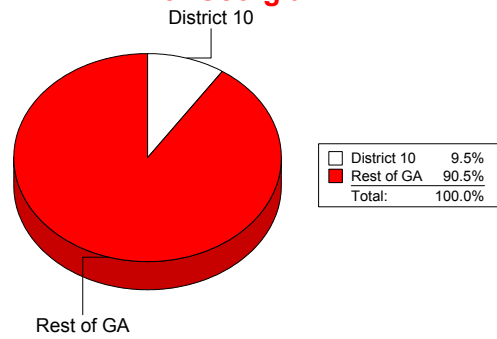
State Total: \$11,082,470

State Total: \$242,784,095

Congressional District as % of Georgia



Congressional District as % of Georgia



Beef Stockers

| County | Head | Prod/Head | Price | Farm Gate Value |
|--------------|---------------|-----------|--------|--------------------|
| Catoosa | | | | \$0 |
| Dade | 700 | 300 | \$0.70 | \$147,000 |
| Dawson | | | | \$0 |
| Fannin | 1,600 | 300 | \$0.70 | \$336,000 |
| Forsyth | 1,000 | 300 | \$0.70 | \$210,000 |
| Gilmer | 200 | 300 | \$0.70 | \$42,000 |
| Gordon | 3,050 | 300 | \$0.70 | \$640,500 |
| Gwinnett | 500 | 300 | \$0.70 | \$105,000 |
| Hall | 4,500 | 300 | \$0.70 | \$945,000 |
| Murray | | | | \$0 |
| Pickens | 200 | 300 | \$0.70 | \$42,000 |
| Rockdale | | | | \$0 |
| Walker | 1,000 | 300 | \$0.70 | \$210,000 |
| Walton | 100 | 300 | \$0.70 | \$21,000 |
| Whitfield | 7,000 | 300 | \$0.70 | \$1,470,000 |
| Total | 19,850 | | | \$4,168,500 |

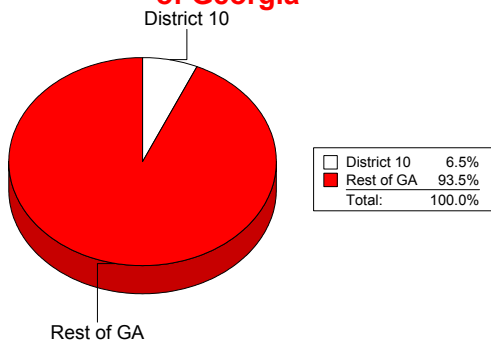
Catfish

| County | Head | Prod/Head | Price | Farm Gate Value |
|--------------|-----------|-----------|--------|-----------------|
| Catoosa | | | | \$0 |
| Dade | | | | \$0 |
| Dawson | | | | \$0 |
| Fannin | | | | \$0 |
| Forsyth | | | | \$0 |
| Gilmer | | | | \$0 |
| Gordon | | | | \$0 |
| Gwinnett | | | | \$0 |
| Hall | | | | \$0 |
| Murray | | | | \$0 |
| Pickens | | | | \$0 |
| Rockdale | | | | \$0 |
| Walker | | | | \$0 |
| Walton | | | | \$0 |
| Whitfield | 30 | 1,432 | \$1.15 | \$49,404 |
| Total | 30 | | | \$49,404 |

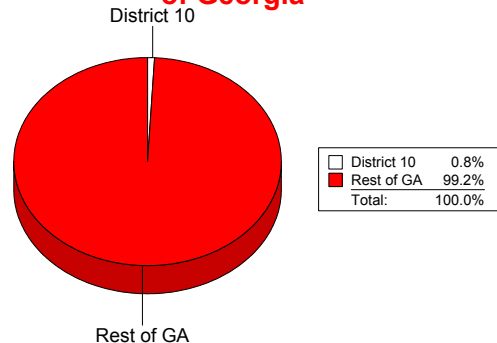
State Total: \$63,644,445

State Total: \$6,586,589

Congressional District as % of Georgia



Congressional District as % of Georgia



Dairy

| County | Head | Farm Gate | |
|------------------|--------------|-----------|---------------------|
| | | Prod/Head | Price Value |
| Catoosa | 900 | 19,000 | \$0.15 \$2,616,300 |
| Dade | | | \$0 |
| Dawson | | | \$0 |
| Fannin | 100 | 17,000 | \$0.15 \$250,750 |
| Forsyth | | | \$0 |
| Gilmer | 1,100 | 17,300 | \$0.15 \$2,806,925 |
| Gordon | 320 | 16,735 | \$0.15 \$789,892 |
| Gwinnett | | | \$0 |
| Hall | 1,400 | 18,500 | \$0.15 \$3,820,250 |
| Murray | 300 | 16,000 | \$0.15 \$708,000 |
| Pickens | | | \$0 |
| Rockdale | | | \$0 |
| Walker | 760 | 17,294 | \$0.15 \$1,938,657 |
| Walton | | | \$0 |
| Whitfield | 200 | 16,500 | \$0.15 \$486,750 |
| Total | 5,080 | | \$13,417,524 |

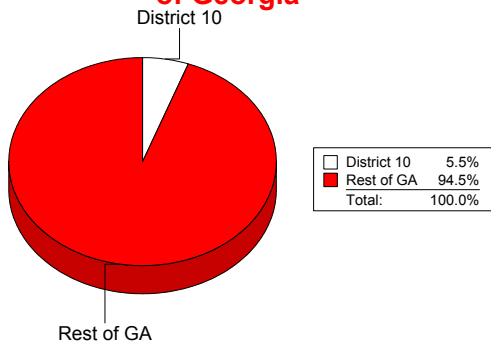
Goats

| County | Head | Farm Gate | |
|------------------|--------------|-----------|------------------|
| | | Prod/Head | Price Value |
| Catoosa | 40 | 1.25 | \$50.00 \$2,500 |
| Dade | 350 | 1.25 | \$50.00 \$21,875 |
| Dawson | 350 | 1.25 | \$50.00 \$21,875 |
| Fannin | 25 | 1.25 | \$50.00 \$1,563 |
| Forsyth | | | \$0 |
| Gilmer | 100 | 1.25 | \$50.00 \$6,250 |
| Gordon | | | \$0 |
| Gwinnett | 500 | 1.25 | \$50.00 \$31,250 |
| Hall | 1,500 | 1.25 | \$50.00 \$93,750 |
| Murray | 220 | 1.25 | \$50.00 \$13,750 |
| Pickens | 600 | 1.25 | \$50.00 \$37,500 |
| Rockdale | 200 | 1.25 | \$50.00 \$12,500 |
| Walker | 500 | 1.25 | \$50.00 \$31,250 |
| Walton | 300 | 1.25 | \$50.00 \$18,750 |
| Whitfield | 300 | 1.25 | \$50.00 \$18,750 |
| Total | 4,985 | | \$311,563 |

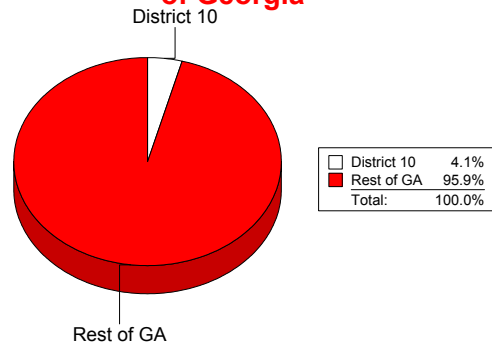
State Total: \$245,914,009

State Total: \$7,687,000

Congressional District as % of Georgia



Congressional District as % of Georgia



Horses - Boarding, training, breeding

| County | Head | Prod/ Head | Price | Farm Gate Value |
|--------------|--------------|------------|---------|---------------------|
| Catoosa | 100 | | \$3,000 | \$300,000 |
| Dade | 50 | | \$3,000 | \$150,000 |
| Dawson | 200 | | \$3,000 | \$600,000 |
| Fannin | 45 | | \$3,000 | \$135,000 |
| Forsyth | 500 | | \$3,000 | \$1,500,000 |
| Gilmer | 20 | | \$3,000 | \$60,000 |
| Gordon | 320 | | \$3,000 | \$960,000 |
| Gwinnett | 3,000 | | \$3,000 | \$9,000,000 |
| Hall | 875 | | \$3,000 | \$2,625,000 |
| Murray | 25 | | \$3,000 | \$75,000 |
| Pickens | 150 | | \$3,000 | \$450,000 |
| Rockdale | 3,000 | | \$3,000 | \$9,000,000 |
| Walker | 75 | | \$3,000 | \$225,000 |
| Walton | 500 | | \$3,000 | \$1,500,000 |
| Whitfield | 400 | | \$3,000 | \$1,200,000 |
| Total | 9,260 | | | \$27,780,000 |

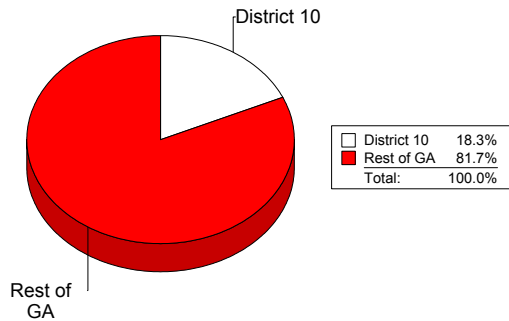
Horses - Raised

| County | Head | Prod/ Head | Price | Farm Gate Value |
|--------------|---------------|------------|---------|---------------------|
| Catoosa | 250 | | \$2,000 | \$500,000 |
| Dade | 750 | | \$2,000 | \$1,500,000 |
| Dawson | 1,100 | | \$2,000 | \$2,200,000 |
| Fannin | 20 | | \$2,000 | \$40,000 |
| Forsyth | | | | \$0 |
| Gilmer | 250 | | \$2,000 | \$500,000 |
| Gordon | 900 | | \$2,000 | \$1,800,000 |
| Gwinnett | 1,000 | | \$2,000 | \$2,000,000 |
| Hall | 80 | | \$2,000 | \$160,000 |
| Murray | | | | \$0 |
| Pickens | 188 | | \$2,000 | \$376,000 |
| Rockdale | 2,000 | | \$2,000 | \$4,000,000 |
| Walker | 1,100 | | \$2,000 | \$2,200,000 |
| Walton | 300 | | \$2,000 | \$600,000 |
| Whitfield | 3,000 | | \$2,000 | \$6,000,000 |
| Total | 10,938 | | | \$21,876,000 |

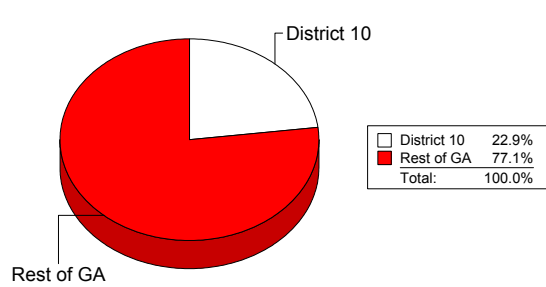
State Total: \$152,176,000

State Total: \$95,398,000

Congressional District as % of Georgia



Congressional District as % of Georgia



Other

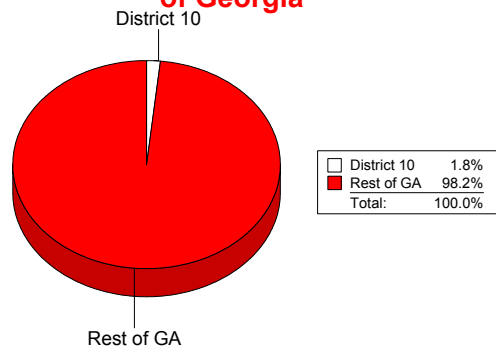
| County | Head | Prod/ Head | Price | Farm Gate Value |
|--------------|------|---------------|-------|--------------------|
| Catoosa | | | | |
| Dade | | | | |
| Dawson | | | | |
| Fannin | | | | \$180,000 |
| Forsyth | | | | |
| Gilmer | | | | |
| Gordon | | | | |
| Gwinnett | | | | |
| Hall | | | | \$5,500 |
| Murray | | | | |
| Pickens | | | | |
| Rockdale | | | | \$225,210 |
| Walker | | | | |
| Walton | | | | \$60,500 |
| Whitfield | | | | |
| Total | | | | \$471,210 |

Pork - Farrow to finish

| County | Head | Prod/ Head | Price | Farm Gate Value |
|--------------|------------|---------------|--------|--------------------|
| Catoosa | | | | \$0 |
| Dade | | | | \$0 |
| Dawson | 300 | 3,675 | \$0.35 | \$385,875 |
| Fannin | | | | \$0 |
| Forsyth | | | | \$0 |
| Gilmer | | | | \$0 |
| Gordon | | | | \$0 |
| Gwinnett | | | | \$0 |
| Hall | 75 | 3,675 | \$0.35 | \$96,469 |
| Murray | | | | \$0 |
| Pickens | | | | \$0 |
| Rockdale | | | | \$0 |
| Walker | 100 | 3,675 | \$0.35 | \$128,625 |
| Walton | | | | \$0 |
| Whitfield | | | | \$0 |
| Total | 475 | | | \$610,969 |

State Total: \$34,808,279

**Congressional District as %
of Georgia**



Pork - Feeder pigs

| County | Head | Prod/Head | Price | Farm Gate Value |
|--------------|------------|-----------|--------|------------------|
| Catoosa | | | | \$0 |
| Dade | | | | \$0 |
| Dawson | | | | \$0 |
| Fannin | | | | \$0 |
| Forsyth | | | | \$0 |
| Gilmer | | | | \$0 |
| Gordon | 250 | 750 | \$0.62 | \$116,250 |
| Gwinnett | | | | \$0 |
| Hall | | | | \$0 |
| Murray | | | | \$0 |
| Pickens | 300 | 750 | \$0.62 | \$139,500 |
| Rockdale | | | | \$0 |
| Walker | | | | \$0 |
| Walton | | | | \$0 |
| Whitfield | | | | \$0 |
| Total | 550 | | | \$255,750 |

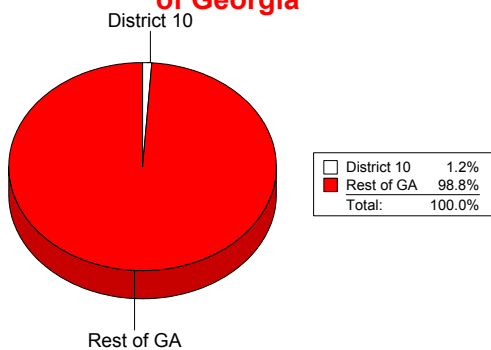
Pork - Finishing only

| County | # Houses | Head | Prod/Head | Price | Farm Gate Value |
|--------------|----------|------------|-----------|--------|------------------|
| Catoosa | | | | | \$0 |
| Dade | | | | | \$0 |
| Dawson | | | | | \$0 |
| Fannin | | | | | \$0 |
| Forsyth | | | | | \$0 |
| Gilmer | 2 | 800 | 553.5 | \$0.36 | \$314,388 |
| Gordon | | | | | \$0 |
| Gwinnett | | | | | \$0 |
| Hall | | | | | \$0 |
| Murray | | | | | \$0 |
| Pickens | | | | | \$0 |
| Rockdale | | | | | \$0 |
| Walker | | | | | \$0 |
| Walton | | | | | \$0 |
| Whitfield | | | | | \$0 |
| Total | 2 | 800 | | | \$314,388 |

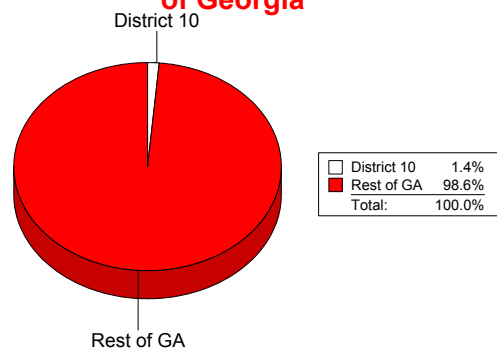
State Total: \$22,064,025

State Total: \$23,166,466

Congressional District as % of Georgia



Congressional District as % of Georgia



Quail

| County | Head | Prod/ Head | Price | Farm Gate Value |
|--------------|--------------|------------|--------|-----------------|
| Catoosa | 600 | | \$2.80 | \$1,680 |
| Dade | | | | \$0 |
| Dawson | | | | \$0 |
| Fannin | 500 | | \$2.80 | \$1,400 |
| Forsyth | | | | \$0 |
| Gilmer | | | | \$0 |
| Gordon | | | | \$0 |
| Gwinnett | | | | \$0 |
| Hall | | | | \$0 |
| Murray | | | | \$0 |
| Pickens | 100 | | \$2.80 | \$280 |
| Rockdale | | | | \$0 |
| Walker | | | | \$0 |
| Walton | | | | \$0 |
| Whitfield | | | | \$0 |
| Total | 1,200 | | | \$3,360 |

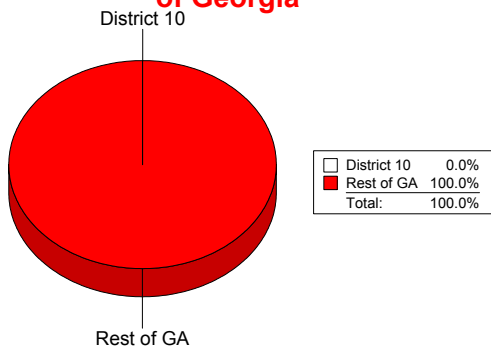
Sheep

| County | Head | Prod/ Head | Price | Farm Gate Value |
|--------------|------------|------------|---------|-----------------|
| Catoosa | 25 | 1.25 | \$70.00 | \$2,188 |
| Dade | 50 | 1.25 | \$70.00 | \$4,375 |
| Dawson | 100 | 1.25 | \$70.00 | \$8,750 |
| Fannin | 10 | 1.25 | \$70.00 | \$875 |
| Forsyth | | | | \$0 |
| Gilmer | | | | \$0 |
| Gordon | 80 | 1.25 | \$70.00 | \$7,000 |
| Gwinnett | | | | \$0 |
| Hall | 40 | 1.25 | \$70.00 | \$3,500 |
| Murray | 40 | 1.25 | \$70.00 | \$3,500 |
| Pickens | 40 | 1.25 | \$70.00 | \$3,500 |
| Rockdale | 30 | 1.25 | \$70.00 | \$2,625 |
| Walker | 60 | 1.25 | \$70.00 | \$5,250 |
| Walton | | | | \$0 |
| Whitfield | 30 | 1.25 | \$70.00 | \$2,625 |
| Total | 505 | | | \$44,188 |

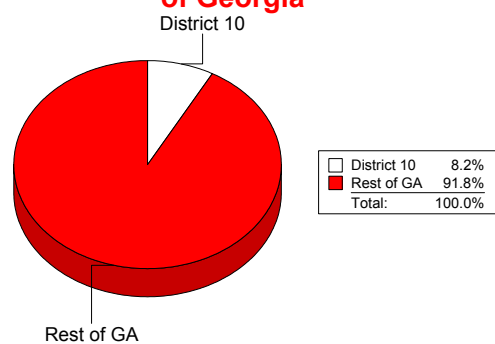
State Total: \$9,632,100

State Total: \$540,838

Congressional District as % of Georgia



Congressional District as % of Georgia



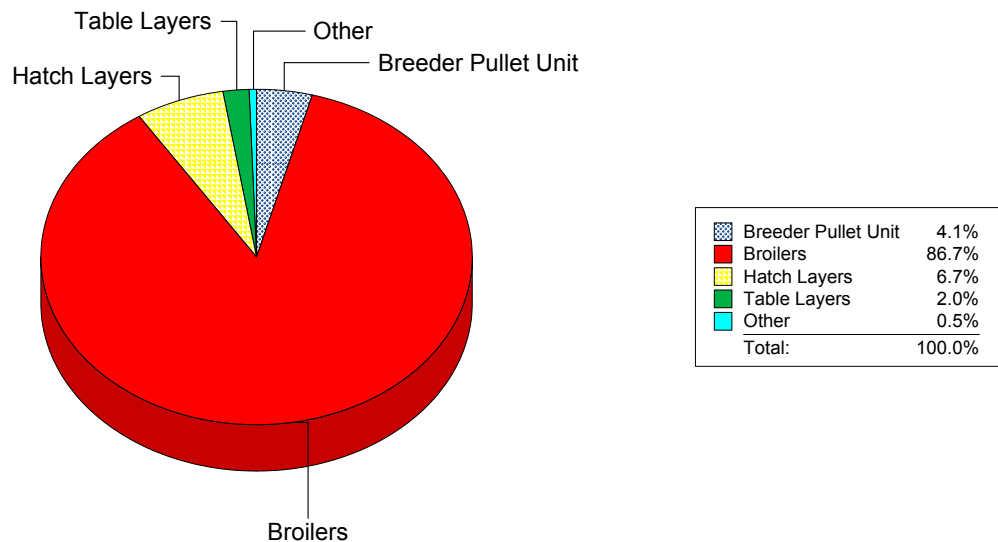
Poultry and Egg Farm Gate Value

Congressional District 10

\$ 870,862,586

2002 Poultry and Egg Farm Gate Value

Congressional District 10



Breeder Pullet Unit

| County | No. Houses | Capacity | Price | Farm Gate Value |
|------------------|------------|----------|---------|---------------------|
| Catoosa | | | | \$0 |
| Dade | 5 | 12,000 | \$12.00 | \$720,000 |
| Dawson | 39 | 10,000 | \$12.00 | \$4,680,000 |
| Fannin | 4 | 12,000 | \$12.00 | \$576,000 |
| Forsyth | 4 | 21,000 | \$12.00 | \$1,008,000 |
| Gilmer | 50 | 12,000 | \$12.00 | \$7,200,000 |
| Gordon | 34 | 11,750 | \$12.00 | \$4,794,000 |
| Gwinnett | | | | \$0 |
| Hall | 65 | 20,000 | \$12.00 | \$15,600,000 |
| Murray | | | | \$0 |
| Pickens | 4 | 12,000 | \$12.00 | \$576,000 |
| Rockdale | | | | \$0 |
| Walker | 3 | 12,000 | \$12.00 | \$432,000 |
| Walton | | | | \$0 |
| Whitfield | | | | \$0 |
| Total | 208 | | | \$35,586,000 |

State Total:

\$112,677,600

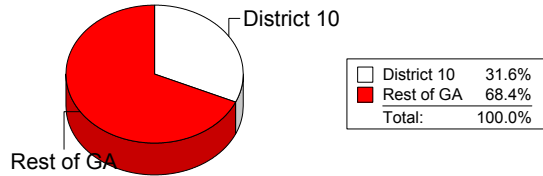
Hatching Layers

| County | No. Houses | Capacity | Price | Farm Gate Value |
|------------------|------------|----------|---------|---------------------|
| Catoosa | 6 | 10,000 | \$29.00 | \$1,740,000 |
| Dade | 19 | 10,000 | \$29.00 | \$5,510,000 |
| Dawson | | | | \$0 |
| Fannin | 16 | 10,000 | \$29.00 | \$4,640,000 |
| Forsyth | 1 | 9,000 | \$29.00 | \$261,000 |
| Gilmer | 55 | 10,000 | \$29.00 | \$15,950,000 |
| Gordon | 84 | 8,200 | \$29.00 | \$19,975,200 |
| Gwinnett | | | | \$0 |
| Hall | 18 | 10,000 | \$29.00 | \$5,220,000 |
| Murray | 15 | 1,200 | \$29.00 | \$522,000 |
| Pickens | 14 | 10,000 | \$29.00 | \$4,060,000 |
| Rockdale | | | | \$0 |
| Walker | 3 | 10,000 | \$29.00 | \$870,000 |
| Walton | | | | \$0 |
| Whitfield | | | | \$0 |
| Total | 231 | | | \$58,748,200 |

State Total:

\$294,331,070

Congressional District as % of Georgia



Congressional District as % of Georgia

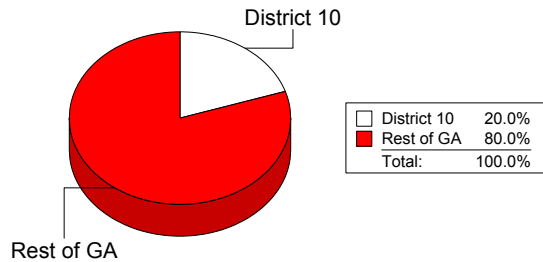


Table Layers

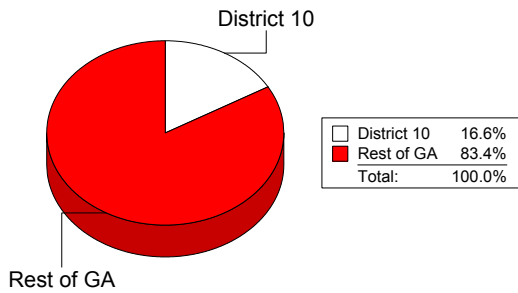
| County | No. Houses | Capacity | Price | Farm Gate Value |
|--------------|------------|----------|--------|---------------------|
| Catoosa | | | | \$0 |
| Dade | | | | \$0 |
| Dawson | | | | \$0 |
| Fannin | | | | \$0 |
| Forsyth | | | | \$0 |
| Gilmer | | | | \$0 |
| Gordon | 3 | 33,000 | \$9.20 | \$910,800 |
| Gwinnett | | | | \$0 |
| Hall | 40 | 40,000 | \$9.20 | 14,720,000 |
| Murray | | | | \$0 |
| Pickens | | | | \$0 |
| Rockdale | | | | \$0 |
| Walker | | | | \$0 |
| Walton | 4 | 37,000 | \$9.20 | \$1,361,600 |
| Whitfield | 6 | 10,000 | \$9.20 | \$552,000 |
| Total | 53 | | | \$17,544,400 |

Other

| County | No. Houses | Capacity | Price | Farm Gate Value |
|--------------|------------|----------|-------|--------------------|
| Catoosa | | | | |
| Dade | | | | |
| Dawson | | | | |
| Fannin | | | | |
| Forsyth | | | | |
| Gilmer | | | | |
| Gordon | | | | |
| Gwinnett | | | | |
| Hall | | | | \$4,000,000 |
| Murray | | | | |
| Pickens | | | | \$12,500 |
| Rockdale | | | | |
| Walker | | | | |
| Walton | | | | |
| Whitfield | | | | |
| Total | | | | \$4,012,500 |

State Total: \$105,584,794

Congressional District as % of Georgia



Broiler - Grower

| County | No. Houses | Capacity | Price | Farm Gate Value |
|--------------|--------------|----------|--------|---------------------|
| Catoosa | 110 | 25,500 | \$0.05 | \$4,265,395 |
| Dade | 29 | 26,000 | \$0.05 | \$1,022,352 |
| Dawson | 185 | 22,000 | \$0.05 | \$5,157,504 |
| Fannin | 42 | 26,000 | \$0.05 | \$1,480,647 |
| Forsyth | 266 | 17,218 | \$0.05 | \$7,281,082 |
| Gilmer | 480 | 25,000 | \$0.05 | 17,750,016 |
| Gordon | 432 | 26,000 | \$0.05 | 15,229,514 |
| Gwinnett | 15 | 26,000 | \$0.05 | \$539,136 |
| Hall | 640 | 25,600 | \$0.05 | 21,395,984 |
| Murray | 173 | 20,000 | \$0.05 | \$3,985,920 |
| Pickens | 220 | 20,000 | \$0.05 | \$5,068,800 |
| Rockdale | | | | \$0 |
| Walker | 105 | 26,000 | \$0.05 | \$3,701,618 |
| Walton | 1 | 153,000 | \$0.05 | \$216,530 |
| Whitfield | 110 | 26,000 | \$0.05 | \$3,877,885 |
| Total | 2,808 | | | \$90,972,383 |

Broiler - Integrator

| County | No. Houses | Capacity | Price | Farm Gate Value |
|--------------|--------------|-----------|--------|----------------------|
| Catoosa | 110 | 25,500 | \$0.34 | 30,479,803 |
| Dade | 29 | 26,000 | \$0.34 | \$7,305,554 |
| Dawson | 185 | 22,000 | \$0.34 | 36,854,664 |
| Fannin | 42 | 26,000 | \$0.34 | 10,580,458 |
| Forsyth | 266 | 17,218 | \$0.34 | 52,029,396 |
| Gilmer | 480 | 25,000 | \$0.34 | 26,838,656 |
| Gordon | 432 | 26,000 | \$0.34 | 8,827,567 |
| Gwinnett | 15 | 26,000 | \$0.34 | \$3,852,576 |
| Hall | 640 | 25,600 | \$0.34 | 52,892,133 |
| Murray | 173 | 20,000 | \$0.34 | 28,482,720 |
| Pickens | 220 | 20,000 | \$0.34 | 36,220,800 |
| Rockdale | | | | \$0 |
| Walker | 105 | 26,000 | \$0.34 | 26,451,145 |
| Walton | 1 | 1,530,000 | \$0.34 | 15,472,908 |
| Whitfield | 110 | 26,000 | \$0.34 | 27,710,723 |
| Total | 2,808 | | | \$663,999,103 |

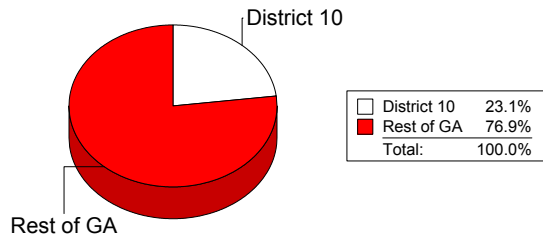
State Total:

\$394,473,388

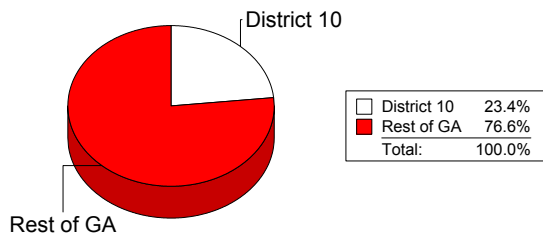
State Total:

\$2,832,935,275

Congressional District as % of Georgia



Congressional District as % of Georgia



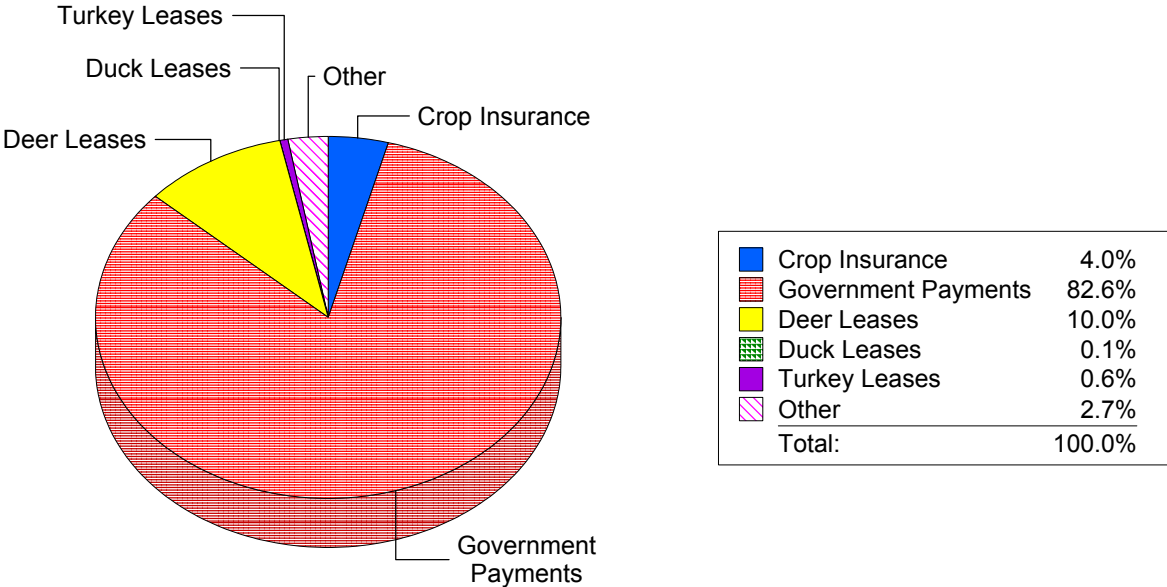
Other Farm Gate Value

Congressional District 10

\$ 5,185,671

2001 Other Farm Gate Value

Congressional District 10



Crop Insurance

| County | Farm Gate Value |
|--------------|------------------|
| Catoosa | \$0 |
| Dade | \$0 |
| Dawson | \$0 |
| Fannin | \$91,036 |
| Forsyth | \$0 |
| Gilmer | \$65,926 |
| Gordon | \$22,353 |
| Gwinnett | \$0 |
| Hall | \$2,367 |
| Murray | \$26,773 |
| Pickens | \$0 |
| Rockdale | \$0 |
| Walker | \$0 |
| Walton | \$0 |
| Whitfield | \$877 |
| Total | \$209,332 |

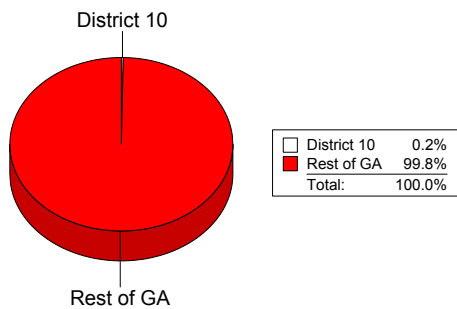
Government Payments

| County | Farm Gate Value |
|--------------|--------------------|
| Catoosa | \$202,768 |
| Dade | \$79,228 |
| Dawson | \$85,658 |
| Fannin | \$127,000 |
| Forsyth | \$162,369 |
| Gilmer | \$353,536 |
| Gordon | \$624,000 |
| Gwinnett | \$125 |
| Hall | \$796,142 |
| Murray | \$460,300 |
| Pickens | \$0 |
| Rockdale | \$0 |
| Walker | \$646,573 |
| Walton | \$421,327 |
| Whitfield | \$322,483 |
| Total | \$4,281,509 |

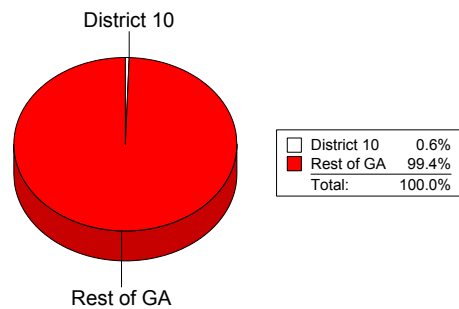
State Total: \$112,683,572

State Total: \$672,687,500

Congressional District as % of Georgia



Congressional District as % of Georgia



Hunting Leases - Deer

| County | Acres | Price | Farm Gate Value |
|--------------|---------------|--------|------------------|
| Catoosa | | | \$0 |
| Dade | 5,000 | \$8.00 | \$40,000 |
| Dawson | 5,000 | \$8.00 | \$40,000 |
| Fannin | | | \$0 |
| Forsyth | | | \$0 |
| Gilmer | 1,500 | \$8.00 | \$12,000 |
| Gordon | | | \$0 |
| Gwinnett | | | \$0 |
| Hall | 2,000 | \$8.00 | \$16,000 |
| Murray | | | \$0 |
| Pickens | 10,000 | \$8.00 | \$80,000 |
| Rockdale | 1,300 | \$8.00 | \$10,400 |
| Walker | 8,000 | \$8.00 | \$64,000 |
| Walton | 20,000 | \$8.00 | \$160,000 |
| Whitfield | 11,743 | \$8.00 | \$93,944 |
| Total | 64,543 | | \$516,344 |

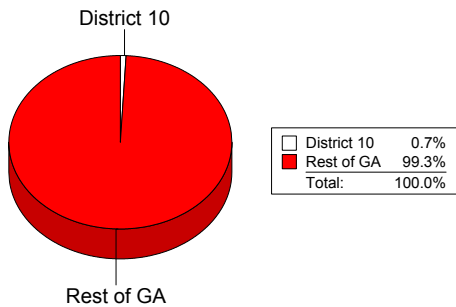
Hunting Leases - Duck

| County | Acres | Price | Farm Gate Value |
|--------------|------------|---------|-----------------|
| Catoosa | | | \$0 |
| Dade | | | \$0 |
| Dawson | | | \$0 |
| Fannin | | | \$0 |
| Forsyth | | | \$0 |
| Gilmer | | | \$0 |
| Gordon | | | \$0 |
| Gwinnett | | | \$0 |
| Hall | | | \$0 |
| Murray | | | \$0 |
| Pickens | | | \$0 |
| Rockdale | | | \$0 |
| Walker | | | \$0 |
| Walton | | | \$0 |
| Whitfield | 120 | \$50.00 | \$6,000 |
| Total | 120 | | \$6,000 |

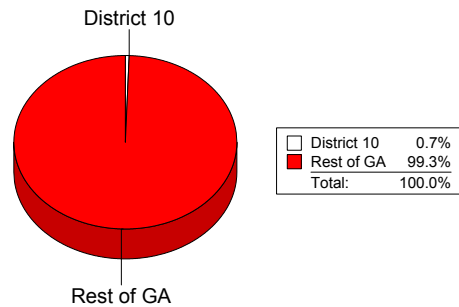
State Total: \$73,295,452

State Total: \$913,130

Congressional District as % of Georgia



Congressional District as % of Georgia



Hunting Leases - Turkey

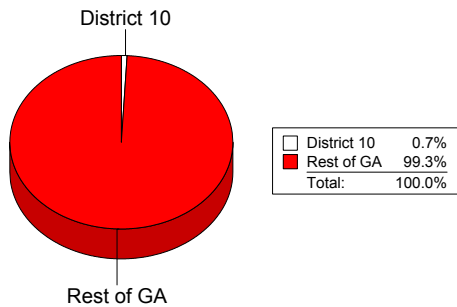
| County | Acres | Price | Farm Gate Value |
|--------------|---------------|--------|-----------------|
| Catoosa | | | \$0 |
| Dade | 1,000 | \$2.00 | \$2,000 |
| Dawson | 500 | \$2.00 | \$1,000 |
| Fannin | | | \$0 |
| Forsyth | | | \$0 |
| Gilmer | | | \$0 |
| Gordon | | | \$0 |
| Gwinnett | | | \$0 |
| Hall | | | \$0 |
| Murray | | | \$0 |
| Pickens | | | \$0 |
| Rockdale | | | \$0 |
| Walker | 2,000 | \$2.00 | \$4,000 |
| Walton | | | \$0 |
| Whitfield | 11,743 | \$2.00 | \$23,486 |
| Total | 15,243 | | \$30,486 |

Other

| County | Acres | Farm Gate Value |
|--------------|-------|------------------|
| Catoosa | | |
| Dade | | |
| Dawson | | |
| Fannin | | \$5,000 |
| Forsyth | | |
| Gilmer | | |
| Gordon | | |
| Gwinnett | | \$125,000 |
| Hall | | |
| Murray | | |
| Pickens | | |
| Rockdale | | |
| Walker | | \$12,000 |
| Walton | | |
| Whitfield | | |
| Total | | \$142,000 |

State Total: \$4,322,936

Congressional District as % of Georgia



Center for Agribusiness and Economic Development



The Center for Agribusiness and Economic Development is a unit of the College of Agricultural and Environmental Sciences of the University of Georgia, combining the missions of research and extension. The Center has among its objectives:

- < To provide feasibility and other short term studies for current or potential Georgia agribusiness firms and/or emerging food and fiber industries.
- < To provide agricultural, natural resource, and demographic data for private and public decision makers.

To find out more, visit our Web site at: <http://www.agecon.uga.edu/~caed/>

Or contact:

John McKissick, Coordinator
Center for Agribusiness and Economic Development
Lumpkin House
The University of Georgia
Athens, Georgia 30602-7509
Phone (706)542-0760
caed@agecon.uga.edu

The University of Georgia and Fort Valley State University, and the U.S. Department of Agriculture and counties of the state cooperating. The Cooperative Extension Service offers educational programs, assistance and materials to all people without regard to race, color, national origin, age, sex or disability.

An equal opportunity/affirmative action organization committed to a diverse work force.

July, 2003

Issued in furtherance of Cooperation Extension Acts of May 8 and June 30, 1914, the University of Georgia College of Agricultural and Environmental Sciences, and the U.S. Department of Agriculture Cooperating.

Gale Buchanan, Dean and Director