

The Economic Importance of Food and Fiber

A Spotlight on Harris County, Georgia

*Prepared for:
Harris County Cooperative Extension Service
February, 2005*

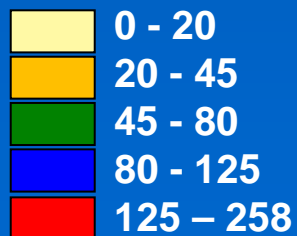
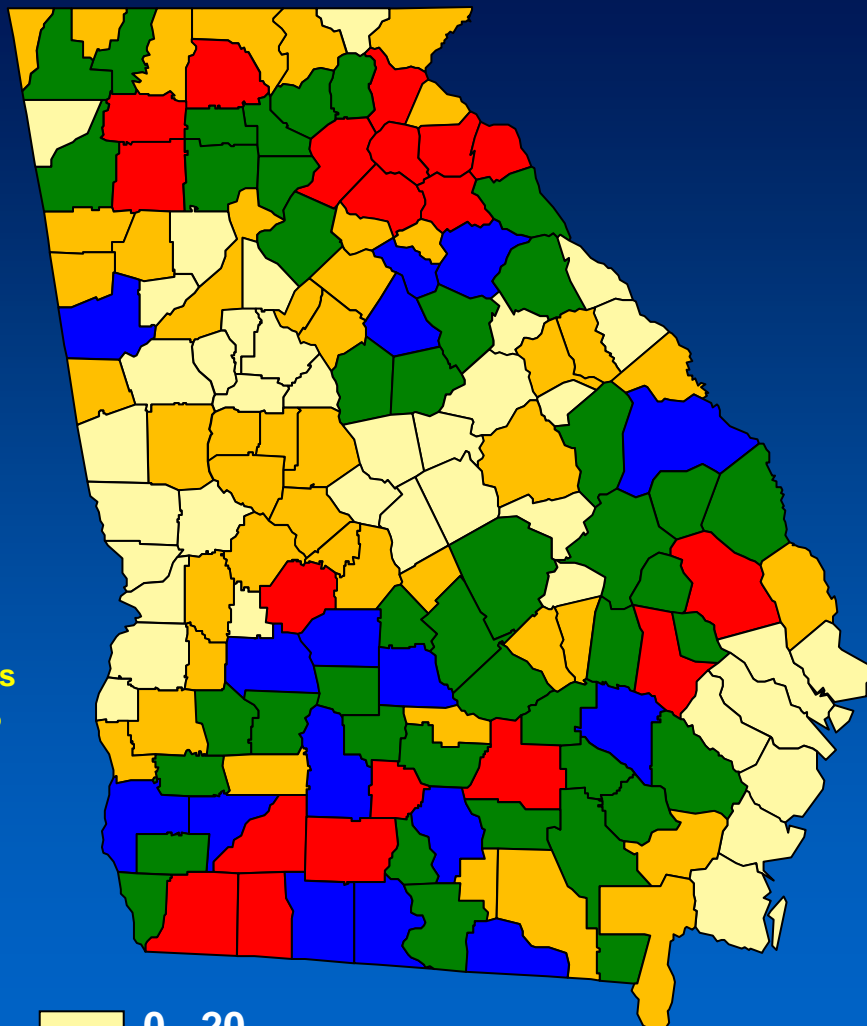
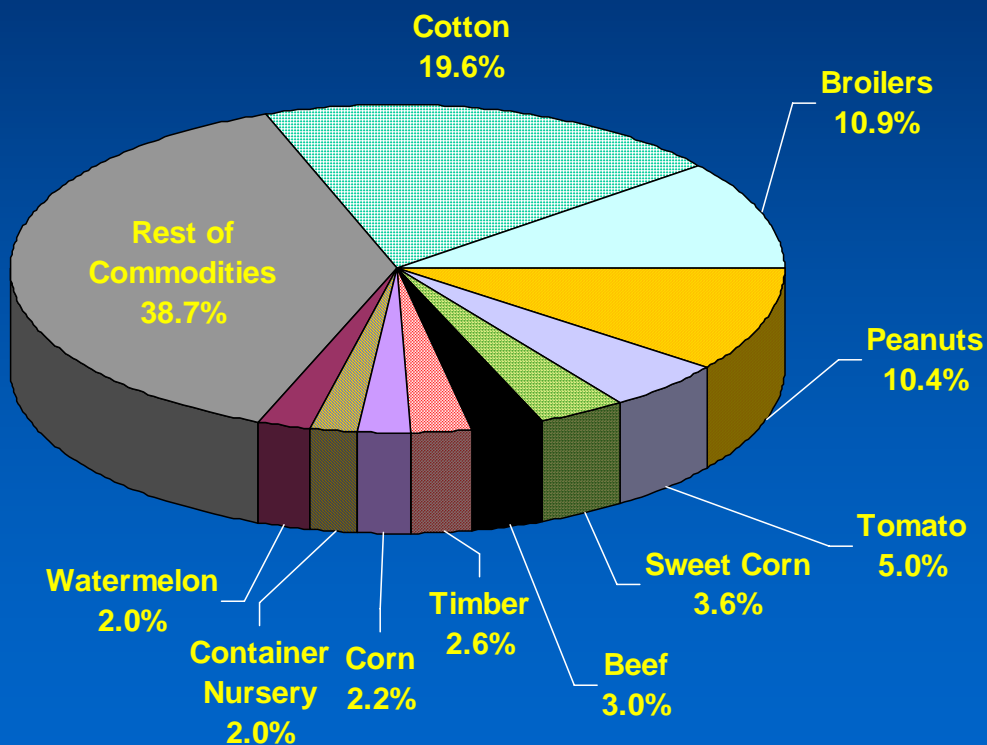
by:
The Center for Agribusiness and
Economic Development
College of Agricultural and Environmental Sciences
The University of Georgia

Agriculture in Georgia

- Georgia's 2003 Farm Gate Value of agricultural production was \$9.9 billion.
- Total food and fiber production and directly related businesses account for \$29.5 billion of Georgia's \$544 billion economy.

Production Agriculture: 2003

GA Farm Gate
Total Value
\$9.9 Billion



Farm Gate Value
in \$ Millions

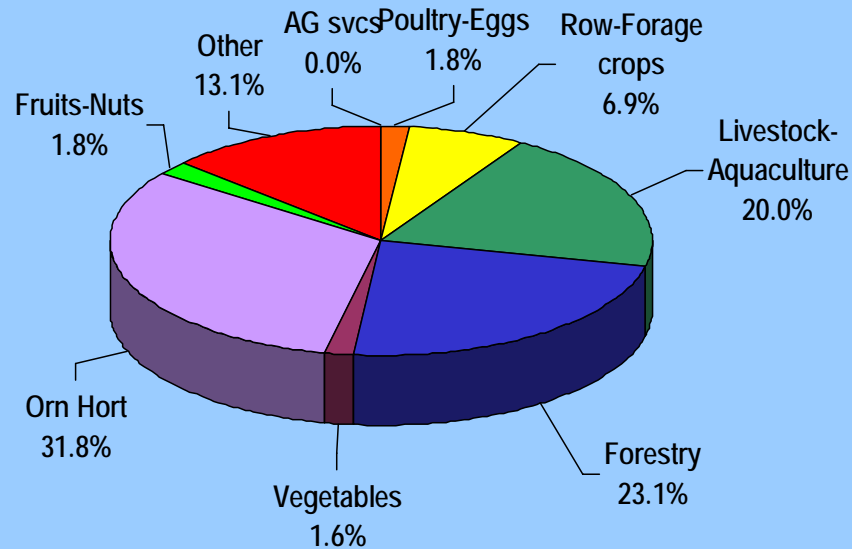
What We Know about Harris County

- Agricultural production in Harris County generated \$? million in 2003.
- The highest value commodity group was ornamental horticulture, representing ??% of the total agricultural production value.

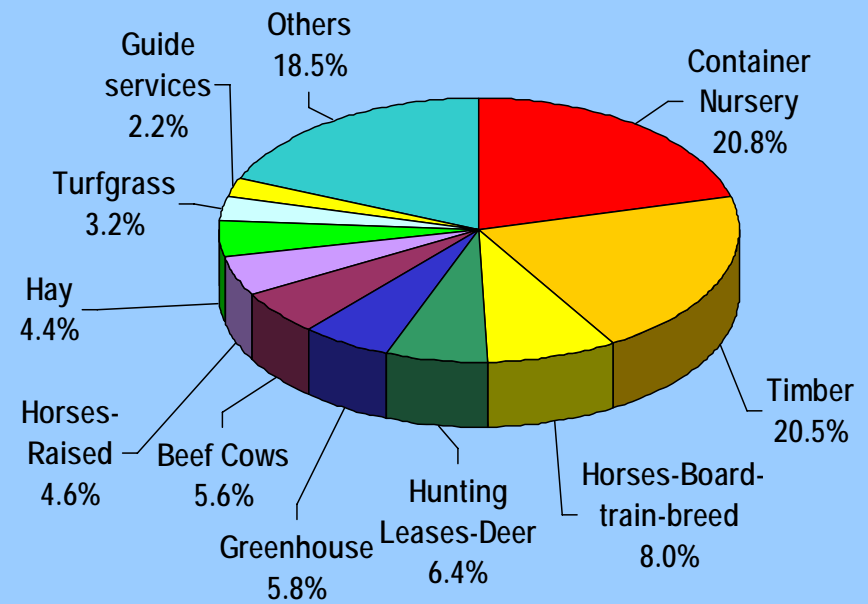
Harris County

2003 Agricultural Production Value

2003 Agricultural Production and AG Services



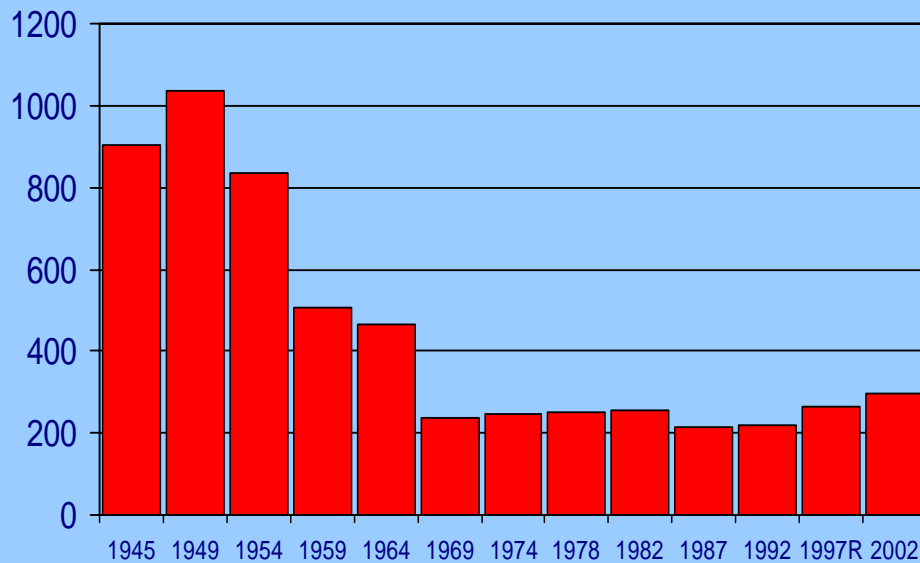
2003 Top Farm Gate Commodities



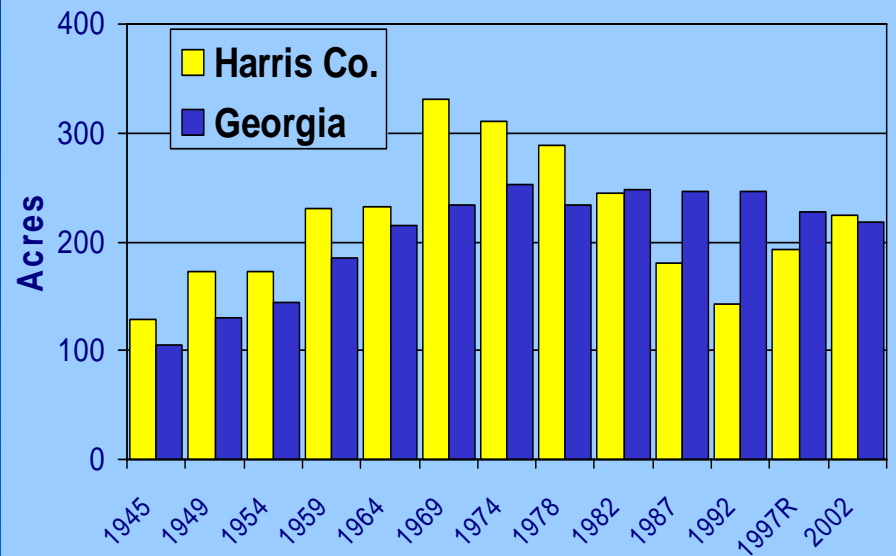
Total AG Value = \$? ?illion

Trends in Harris County: Number of Farms & Average Farm Size

Number of Farms, Harris County



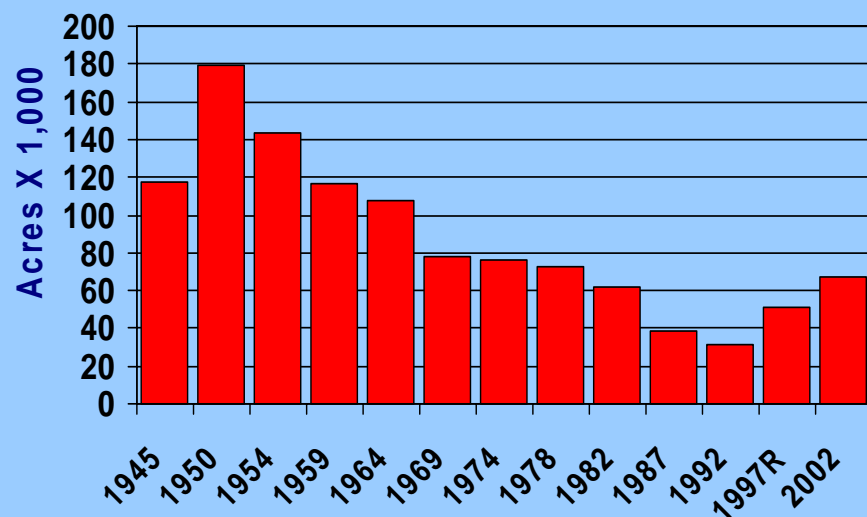
Average Farm Size



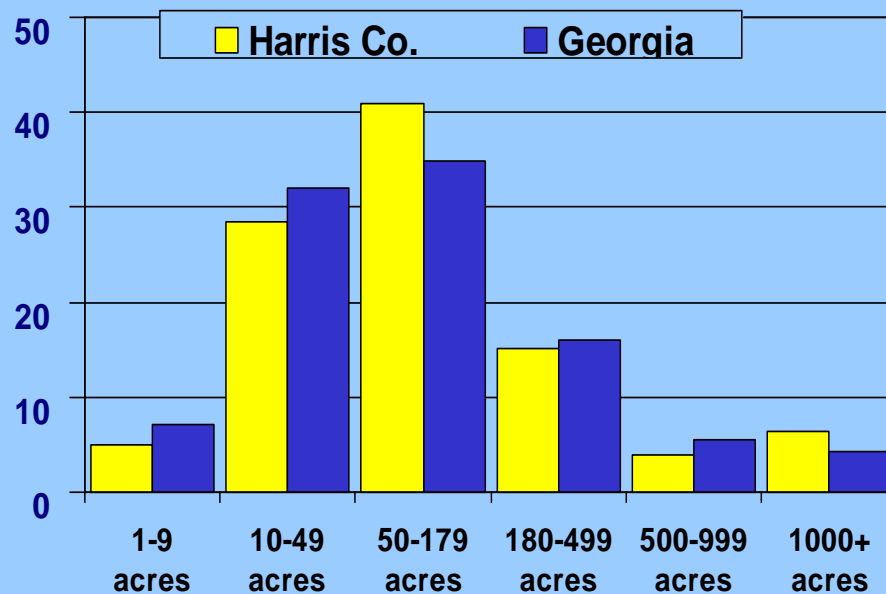
Source: 1945-2002 (quinquennial) Censuses of Agriculture

Trends in Harris County: Land in Farms & Farms by Size

Land in Farms
Harris County



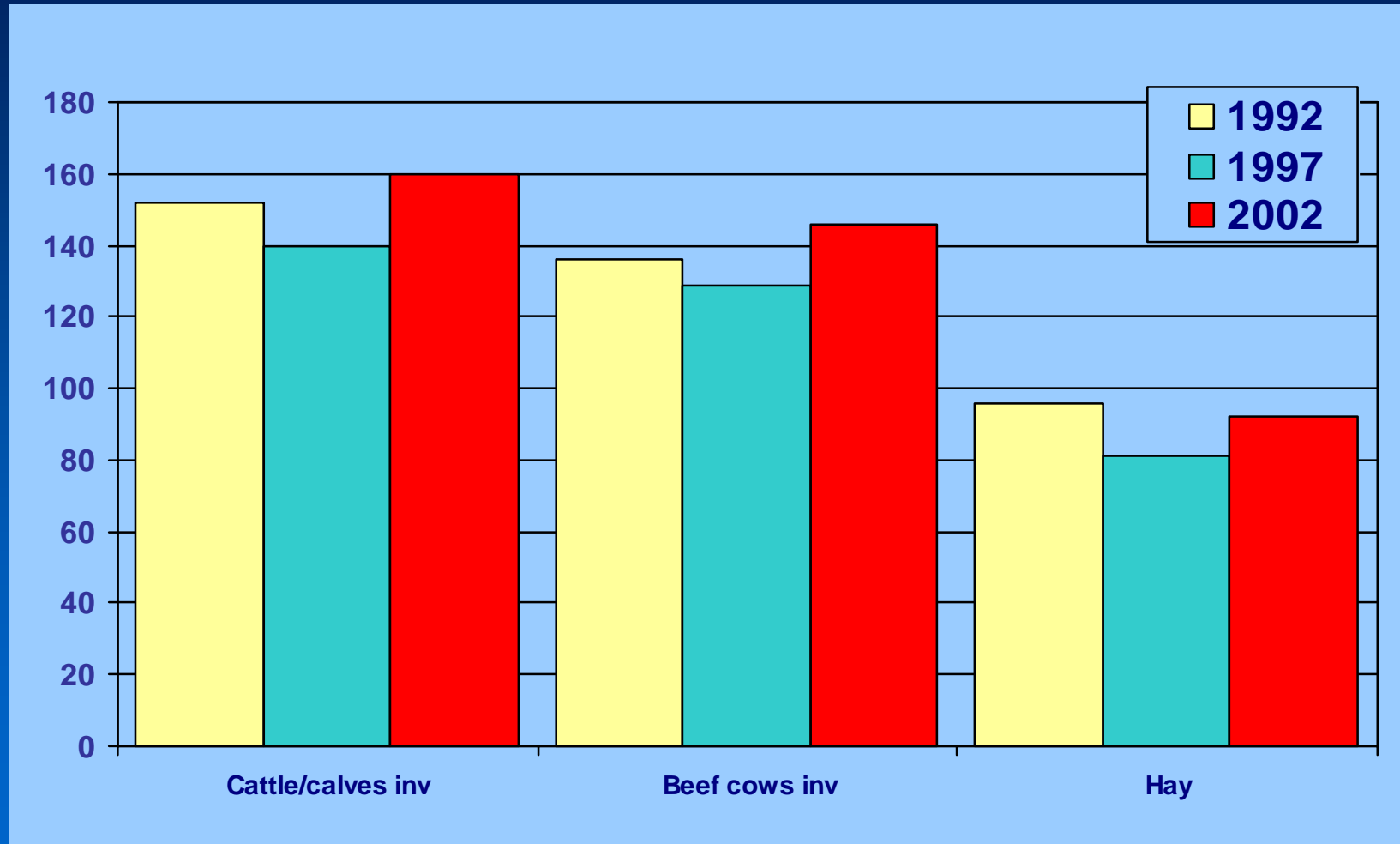
Percent of Farms by Size, 2002



Source: 1945-2002 (quinquennial) Censuses of Agriculture

Trends in Harris County

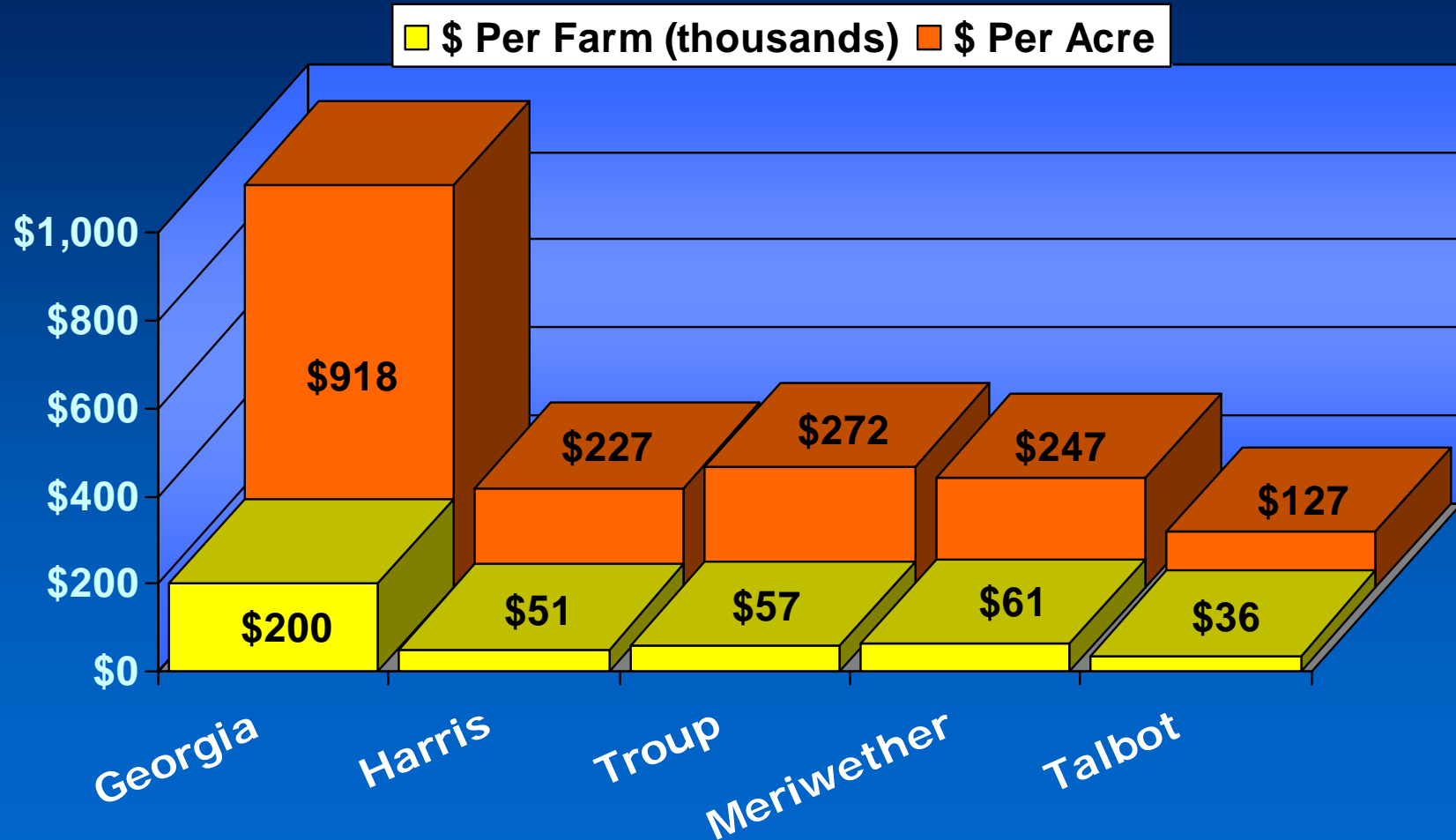
Number of Farms by Selected Commodities



Source: 1992-2002 (quinquennial) Censuses of Agriculture

How Do We Compare ?

Georgia, Harris and Surrounding Counties Farm Gate Value



Sources: [2002 Census of Agriculture](#) and [2003 Farm Gate Value Report](#)

What We Did

- The Center for Agribusiness and Economic Development performed an analysis of each county's economy, focusing on the role of food and fiber.



What We Asked

County Economy Modeled

- How much of a county's total current economic output comes from food and fiber production and directly related processing? (A Snapshot of the Economy)
- What is the total (direct and indirect) *Impact* of food and fiber production and directly related industries?

Harris County Economy

Production Agriculture-OUTPUT

	Output in \$ Millions	Percent
Agriculture		
Mining		
Construction		
Manufacturing		
Trans/Public Util		
Trade		
Fin/Ins/Real Est		
Services		
Government		
Other		
Total	\$? ?illion	--

Harris County Economy

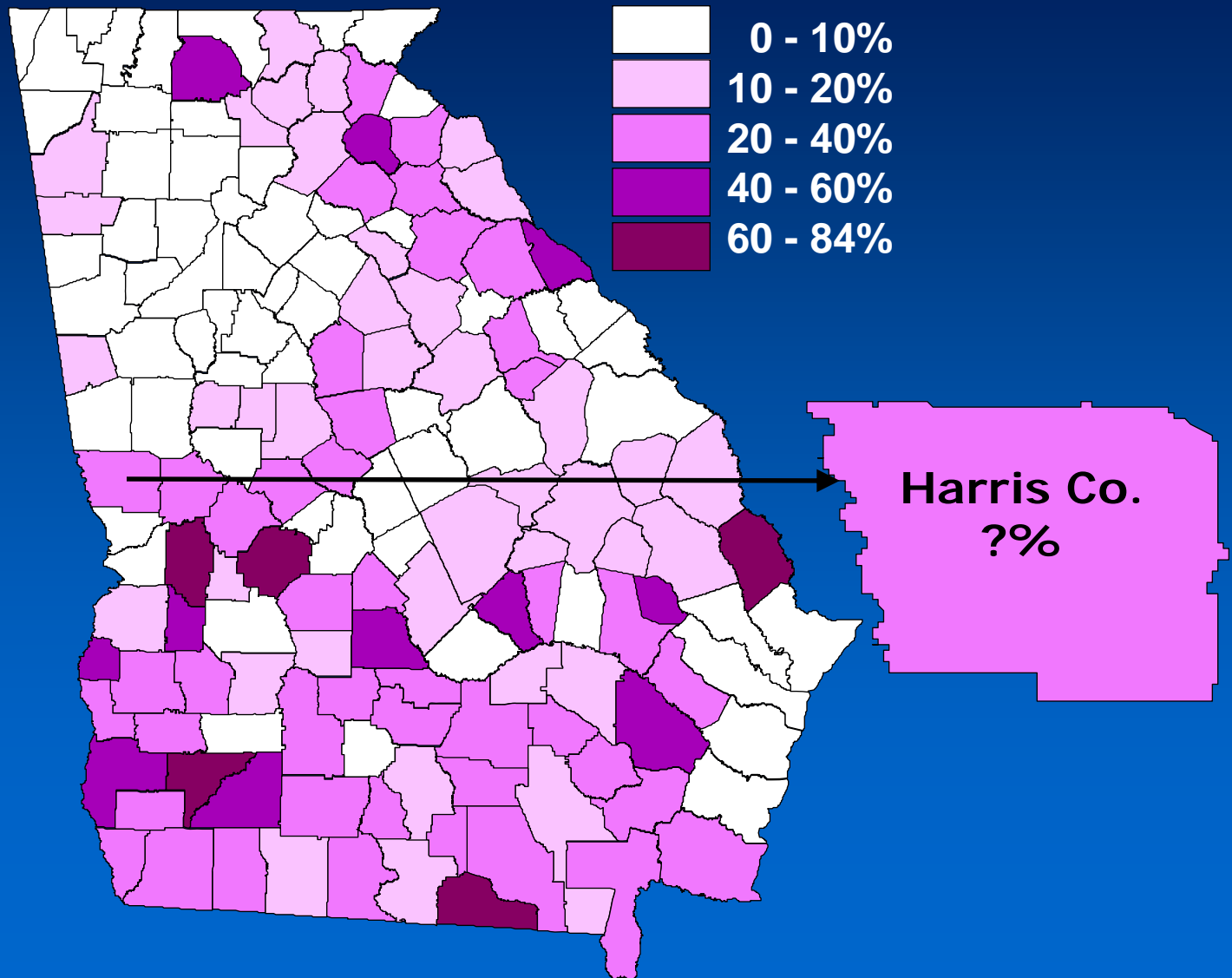
Production Agriculture + Directly Related Businesses

	Output in \$ Millions	Percent
<i>Agriculture + Direct</i>		
Mining		
Construction		
Manufacturing		
Trans/Public Util		
Trade		
Finance/Ins/RE		
Services		
Government		
Other		
Total	\$? ?illion	--

An Economic Snapshot of Harris County

- How much of Harris County's total economic output comes from food and fiber production?
- AG value alone of \$? million consisting of Farm Gate Value, AG services, and landscaping services comprises ?% of the county's economy.
- AG plus directly related businesses (ex. ?, ?, etc.) comprise ?% of the county's economy.

Food and Fiber Production, Processing and Direct Manufacturing as % of Total Output

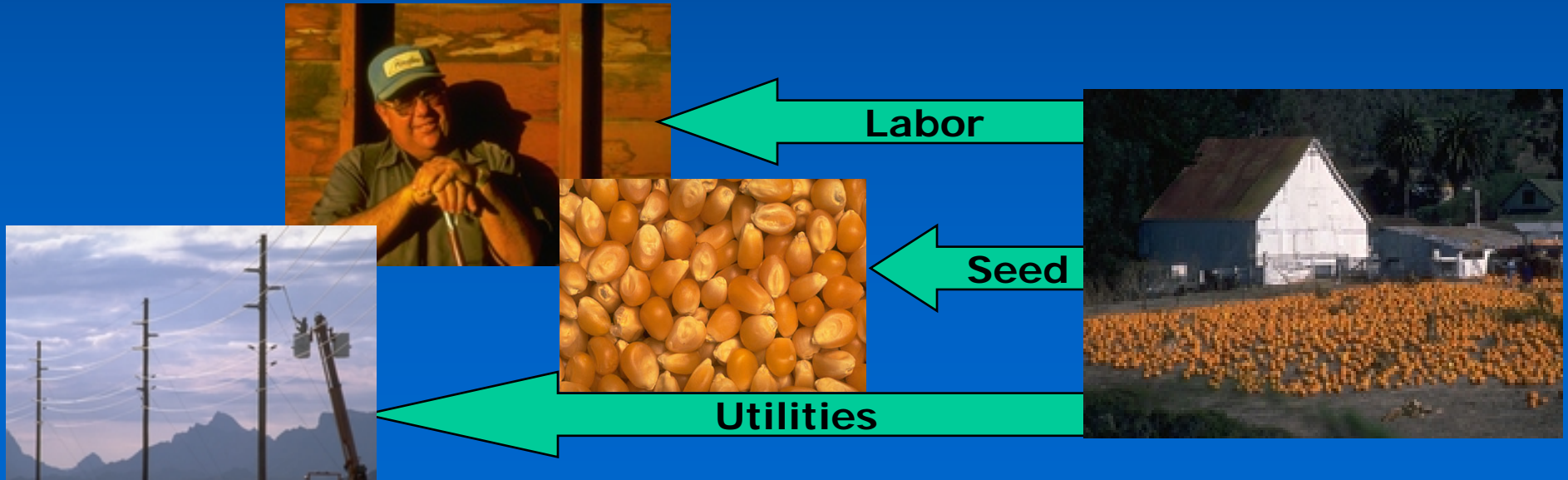


What is the Impact?

- What is the total (direct and indirect) *impact* of food and fiber production and directly related industries?
- This scenario illustrates how other industries are affected by the presence of food and fiber in the county. The indirect impacts measure output created due to food and fiber production and processing in the county.

What Impact Means: A Brief Explanation

- The *impact* numbers capture the ripple effects that food and fiber create in the county's economy. Many other sectors rely in part on the existence of food and fiber for sales.



Harris County

Production Agriculture *IMPACT*

	Direct \$ (millions)	Indirect \$ (millions)
Agriculture		
Mining	0	
Construction	0	
Manufacturing	0	
Utilities	0	
Trade	0	
Fin/Ins/Real Est	0	
Services	0	
Government	0	
Other	0	
Total	\$? ?illion – ?% of total economy	

Harris County

Agriculture and Directly Related Businesses *IMPACT*

	Direct \$ (millions)	Indirect \$ (millions)
Agriculture + Direct		
Mining	0	
Construction	0	
Manufacturing	0	
Utilities	0	
Trade	0	
Fin / Ins / Real Est	0	
Services	0	
Government	0	
Othe	0	
Total	\$? ?illion – ?% of total economy	

Harris County

Production Agriculture + Directly Related Industries Employment *IMPACT*

	Direct	Indirect
Agriculture + Direct		
Mining	0	
Construction	0	
Manufacturing	0	
Utilities	0	
Trade	0	
Fin/Ins/Real Est	0	
Services	0	
Government	0	
Other	0	
Total Employment		

What These Numbers Mean: A Brief Explanation

- Direct impact is \$? ?illion. This includes food and fiber production, processing and directly-related manufacturing.
- Indirect impact from the *Trade* sector is \$? million. This captures the effects of farmers (direct source) buying supplies (seed, fertilizer, work boots) from local stores. These stores must increase their output to meet farmer demand.

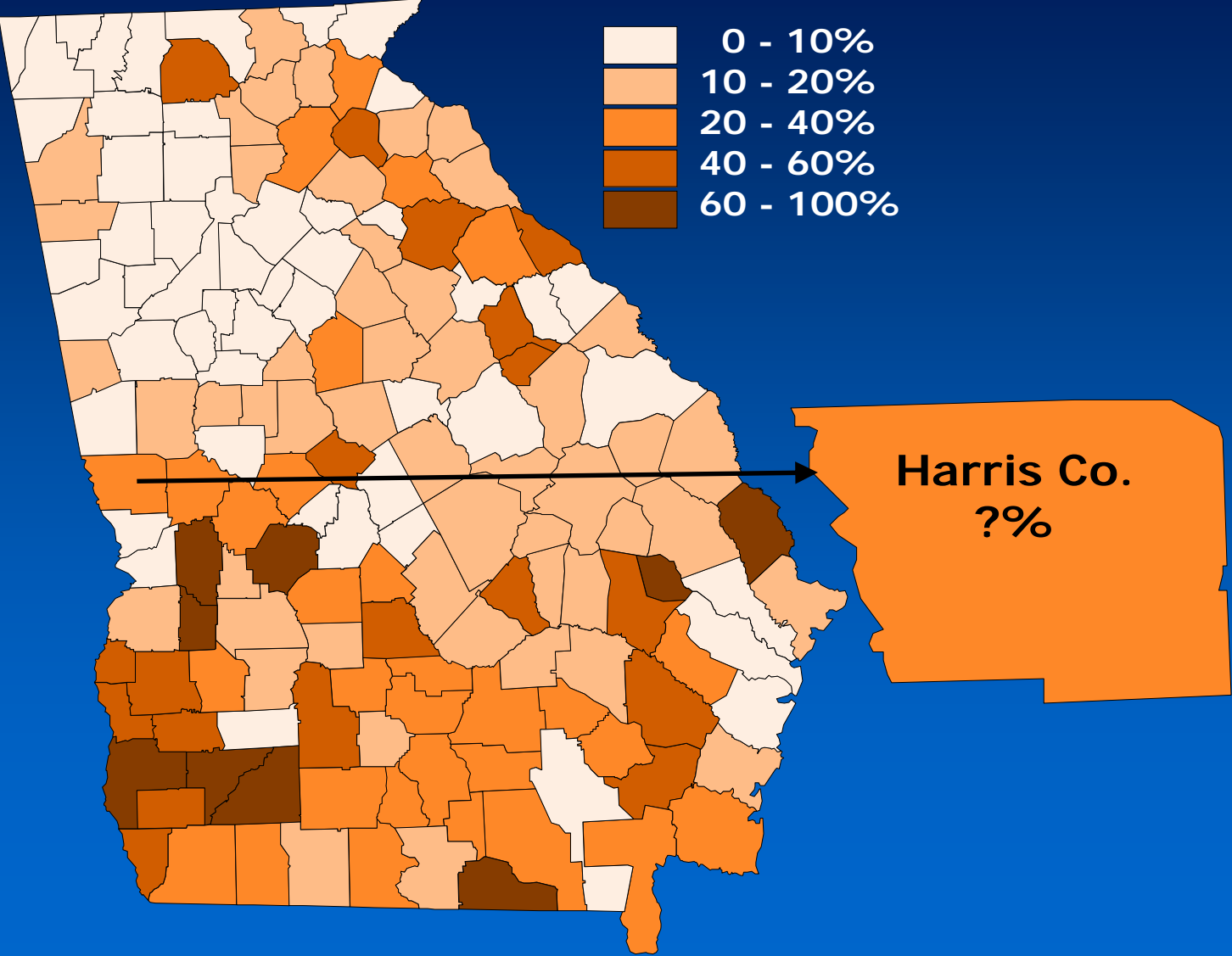
What These Numbers Mean: A Brief Explanation (continued)

- As local stores increase their output, they may demand more stock from local wholesalers (also in the *Trade* sector). Local wholesalers demand more from local manufacturers, thus increasing activity in the *Manufacturing* sector.
- Local stores also hire employees to assist farmers. They take home wages and buy groceries at the local store which increases demand there.

Harris County Food and Fiber Impact Conclusions

- The total impact of food and fiber production, processing and direct manufacturing is \$? ?illion.
- The total output is \$? ?illion.
- Thus, food and fiber (directly and indirectly) account for ?% of the total output.

Food and Fiber Production, Processing and Direct Manufacturing Impact as % of Total Output



Contact Information

Prepared by:
Sue Boatright and Dave Waters
Center for Agribusiness & Economic Development

*“Adding Value to Georgia's Agricultural Economy
Through Research and Extension”*

*To learn more about your county, go to:
<http://www.caed.uga.edu/>
...click on “Georgia Statistics System”*

**Special County Area Report
#05-01A
February, 2005**

